KEY NOTES

1. RECONFIGURE PIPING AND INSTALL SPRINKLER HEADS IN THIS AREA PER VA STANDARDS AND NFPA 13 ORDINARY HAZARD GROUP 1 OCCUPANCY.

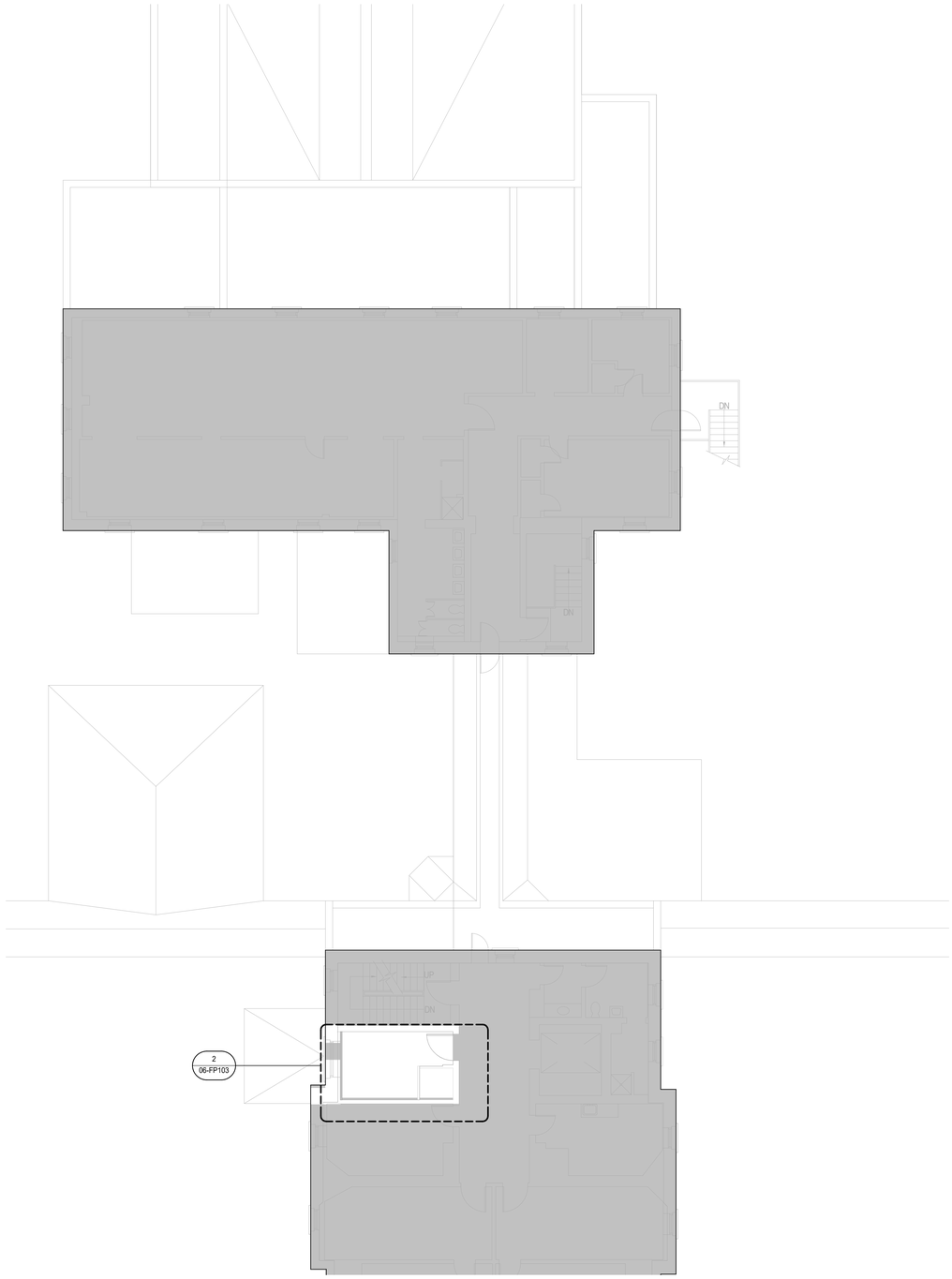

1 BUILDING 06 LEVEL 03 PLAN - FIRE PROTECTION
1/8" = 1'-0"

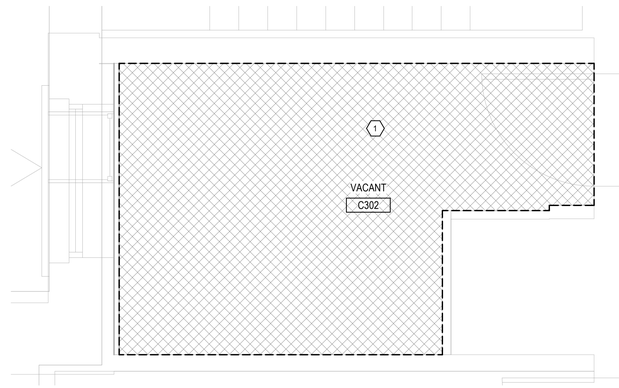

2 ENLARGED PLAN - FIRE PROTECTION
1/2" = 1'-0"

TRUE NORTH
PLAN NORTH

Revisions:	Date:

CONSULTANT

IMEG
15 SUNNEN DR SUITE 104
SAINT LOUIS, MO 63143
314.645.1132 FAX: 314.645.1173
www.imegcorp.com # 17002665.02

ARCHITECT/ENGINEER OF RECORD

Romanyk Consulting
Focusing on what matters
Romanyk Consulting Corp. www.romanykconsulting.com
3308 Preston Road, Suite 350-164, Plano, Texas 75093

STAMP

WISCONSIN 9/5/25 ARCO G. WIECZOREK #42666-6 SWISHER IOWA PROFESSIONAL ENGINEER

Office of Construction and Facilities Management

VA U.S. Department of Veterans Affairs

Drawing Title: BUILDING 06 LEVEL 03 - FIRE PROTECTION FLOOR PLAN	Phase: FINAL BID DOCUMENTS	Project Title: EHRM INFRASTRUCTURE UPGRADES – MILWAUKEE, WI	Project Number: 695-21-700
Approved:	Sprinklered: FULLY SPRINKLERED	Location: 5000 W. NATIONAL AVENUE MILWAUKEE, WI	Building Number: 06
		Issue Date: SEPTEMBER 5, 2025 / Checked: AW / Drawn: DAW	Drawing Number: 06-FP103

VA FORM 08 - 6231

Autodesk Docs://OCFM East - Milwaukee EHRM (R24)/Consolidated Model (R24).rvt
8/30/2025 9:55:19 AM

KEY NOTES

1. AREA SHOWN CROSS-HATCHED INDICATES SCOPE OF FIRE SPRINKLER DEMOLITION WORK. COORDINATE SYSTEM SHUT DOWN, FIRE WATCH, AND DEMOLITION WITH NFPA REQUIREMENTS AND VA SITE REQUIREMENTS. REMOVE EXISTING SPRINKLER HEADS, FITTINGS, AND SHORT SECTIONS OF PIPE AS NEEDED FOR INSTALLATION OF NEW BRANCH PIPE AND SPRINKLER HEADS.

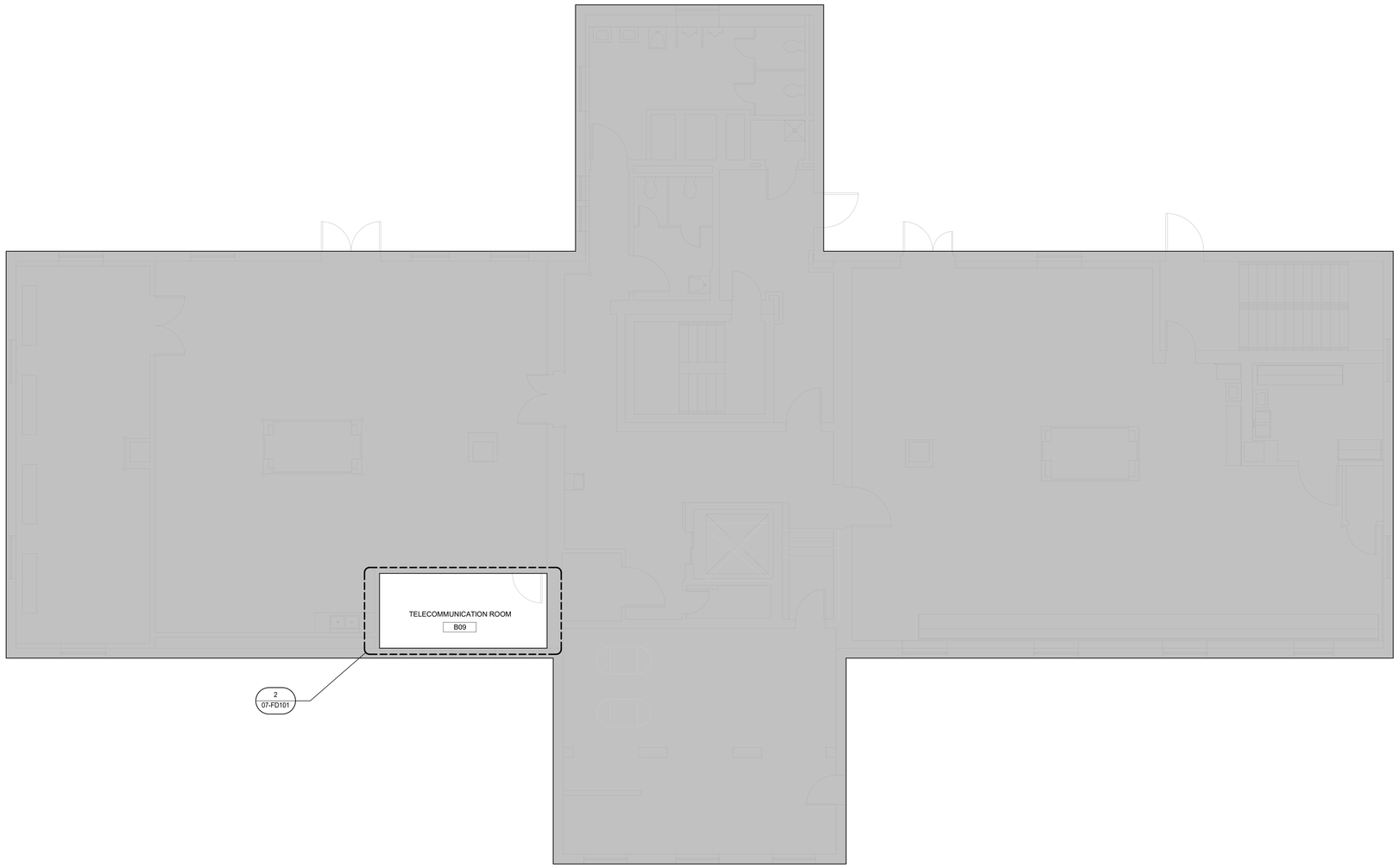

1 BUILDING 07 BASEMENT FLOOR PLAN - FIRE PROTECTION DEMOLITION
3/16" = 1'-0"

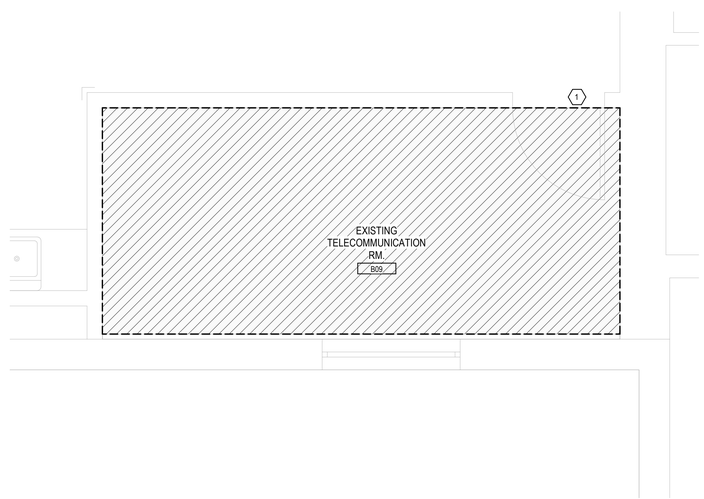

2 ENLARGED PLAN - FIRE PROTECTION DEMOLITION
1/2" = 1'-0"

TRUE NORTH
PLAN NORTH

Revisions:	Date:

CONSULTANT

IMEG
15 SUNNEN DR SUITE 104
SAINT LOUIS, MO 63143
314.645.1132 FAX: 314.645.1173
www.imegcorp.com # 17002665.02

ARCHITECT/ENGINEER OF RECORD

Romanyk Consulting
Focusing on what matters
Romanyk Consulting Corp. www.romanykconsulting.com
3308 Preston Road, Suite 350-164, Plano, Texas 75093

STAMP

WISCONSIN
9/5/25
ARDO G. WIECZOREK
#42666-6
SWISHER
IOWA
PROFESSIONAL ENGINEER

Office of Construction and Facilities Management

VA U.S. Department of Veterans Affairs

Drawing Title: BUILDING 07 BASEMENT - FIRE PROTECTION DEMOLITION PLAN	Phase: FINAL BID DOCUMENTS	Project Title: EHRM INFRASTRUCTURE UPGRADES – MILWAUKEE, WI	Project Number: 695-21-700
Approved:	Sprinklered: FULLY SPRINKLERED	Location: 5000 W. NATIONAL AVENUE MILWAUKEE, WI	Building Number:
		Issue Date: SEPTEMBER 5, 2025 / Checked: AW / Drawn: DAW	Drawing Number: 07-FD101

VA FORM 08 - 6231

Autodesk Docs://OCFM East - Milwaukee EHRM (R24)/Consolidated Model (R24).rvt

8/30/2025 9:55:22 AM

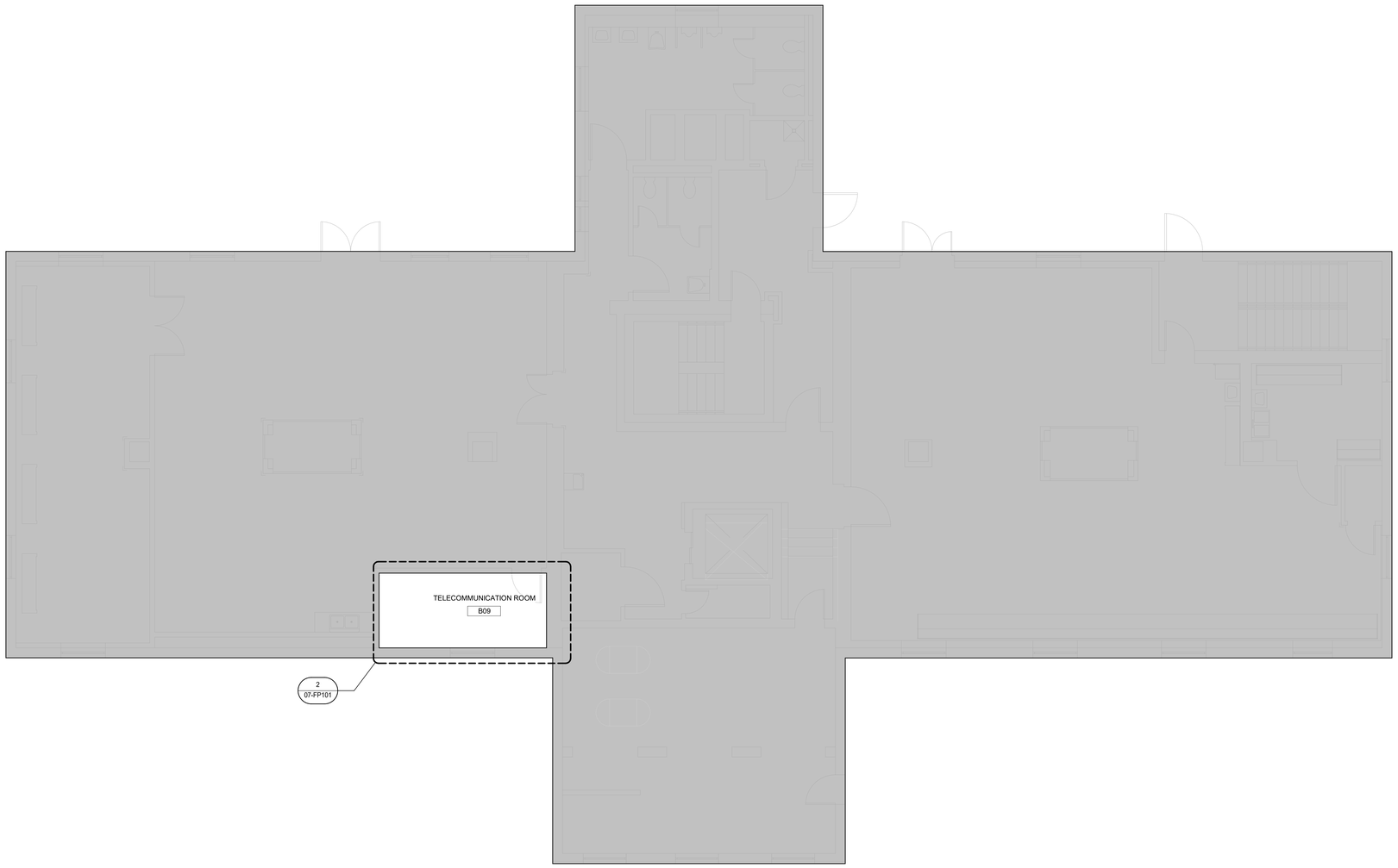

1 BUILDING 07 BASEMENT PLAN - FIRE PROTECTION
3/16" = 1'-0"

KEY NOTES

1. AREA SHOWN CROSS-HATCHED INDICATES SCOPE OF FIRE SPRINKLER WORK. RECONFIGURE PIPING FOR PROPER HEAD PLACEMENT & INSTALL UPRIGHT SPRINKLER HEADS IN THIS AREA PER NFPA 13 ORDINARY HAZARD GROUP 1 OCCUPANCY. DO NOT PLACE SPRINKLER HEADS ABOVE IT OR ELECTRICAL EQUIPMENT. ROOM PLANNED AS ANSI/TIA-942-B RATING 1.

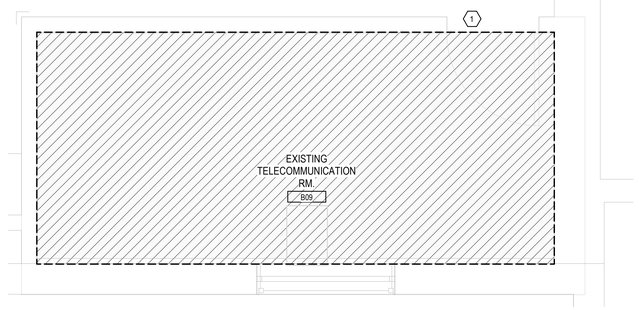

2 ENLARGED PLAN - FIRE PROTECTION
1/2" = 1'-0"

TRUE NORTH
PLAN NORTH

Revisions:	Date:

CONSULTANT

IMEG
15 SUNNEN DR SUITE 104
SAINT LOUIS, MO 63143
314.645.1132 FAX: 314.645.1173
www.imegcorp.com # 17002665.02

ARCHITECT/ENGINEER OF RECORD

Romanyk Consulting
Focusing on what matters
Romanyk Consulting Corp. www.romanykconsulting.com
3308 Preston Road, Suite 350-164, Plano, Texas 75093

STAMP

WISCONSIN
9/5/25
ARCO G. WIECZOREK
#42666-6
SWISHER
IOWA
PROFESSIONAL ENGINEER

Office of Construction and Facilities Management

VA U.S. Department of Veterans Affairs

Drawing Title: BUILDING 07 BASEMENT - FIRE PROTECTION FLOOR PLAN	Phase: FINAL BID DOCUMENTS	Project Title: EHRM INFRASTRUCTURE UPGRADES – MILWAUKEE, WI	Project Number: 695-21-700
Approved:	Sprinklered: FULLY SPRINKLERED	Location: 5000 W. NATIONAL AVENUE MILWAUKEE, WI	Building Number:
		Issue Date: SEPTEMBER 5, 2025 / Checked: AW / Drawn: DAW	Drawing Number: 07-FP101

VA FORM 08 - 6231

Autodesk Docs://OCFM East - Milwaukee EHRM (R24)/Consolidated Model (R24).rvt
8/30/2025 9:55:25 AM

KEY NOTES

1. AREA SHOWN CROSS-HATCHED INDICATES SCOPE OF FIRE SPRINKLER DEMOLITION WORK. COORDINATE SYSTEM SHUT DOWN, FIRE WATCH, AND DEMOLITION WITH NFPA REQUIREMENTS AND VA SITE REQUIREMENTS. REMOVE EXISTING SPRINKLER HEADS, FITTINGS, AND SHORT SECTIONS OF PIPE, AS NEEDED FOR INSTALLATION OF NEW BRANCH PIPE AND SPRINKLER HEADS.

2 ENLARGED PLAN - FIRE PROTECTION DEMOLITION
1/2" = 1'-0"

1 BUILDING 43 LEVEL 01 FLOOR PLAN - FIRE PROTECTION DEMOLITION
1/8" = 1'-0"

TRUE NORTH
PLAN NORTH

Revisions:	Date:

CONSULTANT

IMEG
15 SUNNEN DR SUITE 104
SAINT LOUIS, MO 63143
314.645.1132 FAX: 314.645.1173
www.imegcorp.com # 17002665.02

ARCHITECT/ENGINEER OF RECORD

Romanyk Consulting
Focusing on what matters
Romanyk Consulting Corp. www.romanykconsulting.com
3308 Preston Road, Suite 350-164, Plano, Texas 75093

STAMP

WISCONSIN 9/5/25 ARIO G. WIECZOREK #42666-6 SWISHER IOWA PROFESSIONAL ENGINEER

Office of Construction and Facilities Management

VA U.S. Department of Veterans Affairs

Drawing Title: BUILDING 43 LEVEL 01 FIRE PROTECTION DEMOLITION PLAN	Phase: FINAL BID DOCUMENTS	Project Title: EHRM INFRASTRUCTURE UPGRADES – MILWAUKEE, WI	Project Number: 695-21-700
			Building Number: 43
Approved:	Sprinklered: FULLY SPRINKLERED	Location: 5000 W. NATIONAL AVENUE MILWAUKEE, WI	Drawing Number: 43-FD101
		Issue Date: SEPTEMBER 5, 2025 / Checked: AW / Drawn: DAW	

VA FORM 08 - 6231

Autodesk Docs://OCFM East - Milwaukee EHRM (R24)/Consolidated Model (R24).rvt

8/30/2025 9:55:28 AM

KEY NOTES

1. AREA SHOWN CROSS-HATCHED INDICATES SCOPE OF FIRE SPRINKLER DEMOLITION WORK. COORDINATE SYSTEM SHUT DOWN, FIRE WATCH, AND DEMOLITION WITH NFPA REQUIREMENTS AND VA SITE REQUIREMENTS. REMOVE EXISTING SPRINKLER HEADS, FITTINGS, AND SHORT SECTIONS OF PIPE, AS NEEDED FOR INSTALLATION OF NEW BRANCH PIPE AND SPRINKLER HEADS.

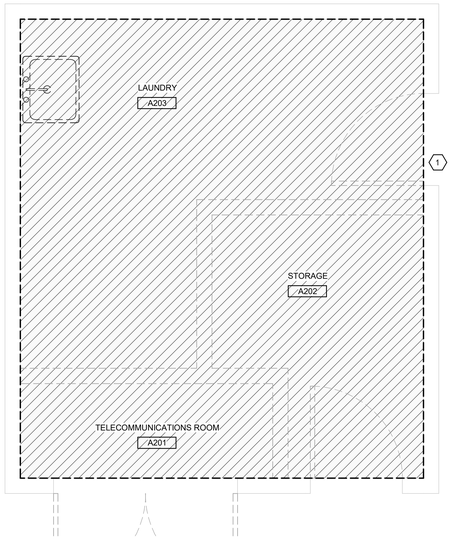

2 ENLARGED PLAN - FIRE PROTECTION
1/2" = 1'-0"

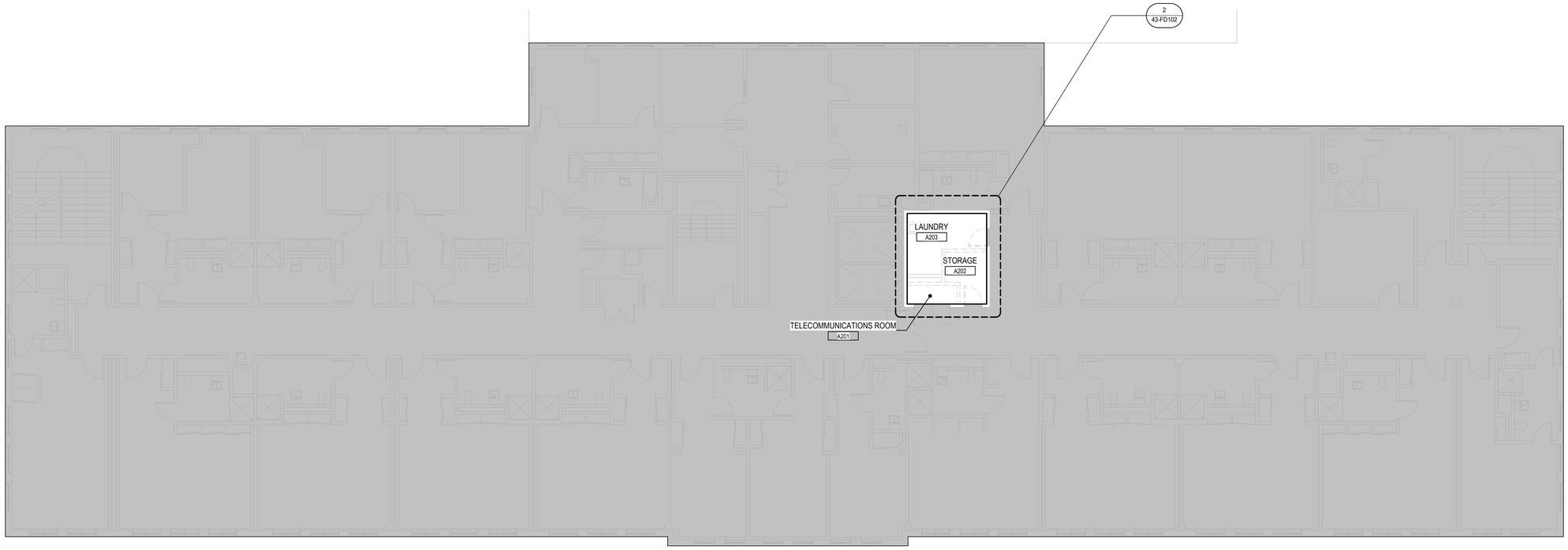

1 BUILDING 43 LEVEL 02 FLOOR PLAN - FIRE PROTECTION
1/8" = 1'-0"

TRUE NORTH
PLAN NORTH

Revisions:	Date:

CONSULTANT

IMEG
15 SUNNEN DR SUITE 104
SAINT LOUIS, MO 63143
314.645.1132 FAX: 314.645.1173
www.imegcorp.com # 17002665.02

ARCHITECT/ENGINEER OF RECORD

Romanyk Consulting
Focusing on what matters
Romanyk Consulting Corp. www.romanykconsulting.com
3308 Preston Road, Suite 350-164, Plano, Texas 75093

STAMP

WISCONSIN 9/5/25 ARON G. WIECZOREK #42666-6 SWISHER IOWA PROFESSIONAL ENGINEER

Office of Construction and Facilities Management

VA | U.S. Department of Veterans Affairs

Drawing Title
BUILDING 43 LEVEL 02 FIRE PROTECTION DEMOLITION PLAN

Approved:

Phase
FINAL BID DOCUMENTS

Sprinklered
FULLY SPRINKLERED

Project Title
EHRM INFRASTRUCTURE UPGRADES – MILWAUKEE, WI

Location
5000 W. NATIONAL AVENUE MILWAUKEE, WI

Issue Date SEPTEMBER 5, 2025 | **Checked** AW | **Drawn** DAW

Project Number 695-21-700

Building Number 43

Drawing Number 43-FD102

VA FORM 08 - 6231

Autodesk Docs://OCFM East - Milwaukee EHRM (R24)/Consolidated Model (R24).rvt

8/30/2025 9:45:31 AM

KEY NOTES

1. AREA SHOWN CROSS-HATCHED INDICATES SCOPE OF FIRE SPRINKLER WORK. RECONFIGURE PIPING FOR PROPER HEAD PLACEMENT & INSTALL UPRIGHT SPRINKLER HEADS IN THIS AREA PER NFPA 13 ORDINARY HAZARD GROUP 1 OCCUPANCY. DO NOT PLACE SPRINKLER HEADS ABOVE IT OR ELECTRICAL EQUIPMENT. ROOM PLANNED AS ANSI/TIA-942-B RATING 1.

2 ENLARGED PLAN - FIRE PROTECTION
1/2" = 1'-0"

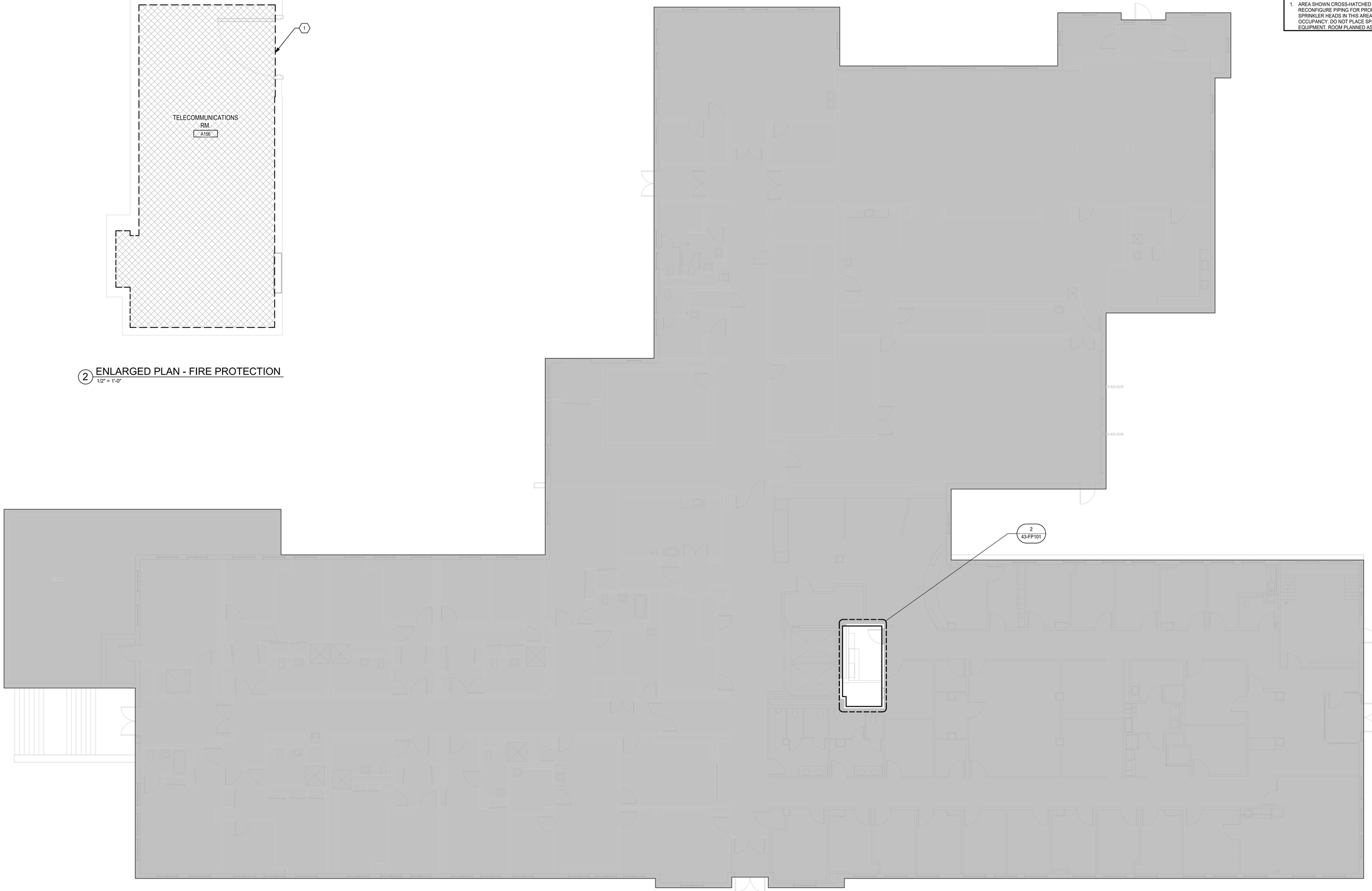

1 BUILDING 43 LEVEL 01 PLAN - FIRE PROTECTION
1/8" = 1'-0"

TRUE NORTH
PLAN NORTH

Revisions:	Date:

CONSULTANT

IMEG
15 SUNNEN DR SUITE 104
SAINT LOUIS, MO 63143
314.645.1132 FAX: 314.645.1173
www.imegcorp.com # 17002665.02

ARCHITECT/ENGINEER OF RECORD

Romanyk Consulting
Focusing on what matters
Romanyk Consulting Corp. www.romanykconsulting.com
3308 Preston Road, Suite 350-164, Plano, Texas 75093

STAMP

WISCONSIN 9/5/25 ARDO G. WIECZOREK #42666-6 SWISHER IOWA PROFESSIONAL ENGINEER

Office of Construction and Facilities Management

VA U.S. Department of Veterans Affairs

Drawing Title: BUILDING 43 LEVEL 01 - FIRE PROTECTION FLOOR PLAN	Phase: FINAL BID DOCUMENTS	Project Title: EHRM INFRASTRUCTURE UPGRADES – MILWAUKEE, WI	Project Number: 695-21-700
			Building Number: 43
Approved:	Sprinklered: FULLY SPRINKLERED	Location: 5000 W. NATIONAL AVENUE MILWAUKEE, WI	Drawing Number: 43-FP101
		Issue Date: SEPTEMBER 5, 2025 / Checked: AW / Drawn: DAW	

VA FORM 08 - 6231

Autodesk Docs://OCFM East - Milwaukee EHRM (R24)/Consolidated Model (R24).rvt

8/30/2025 9:55:34 AM

KEY NOTES

1. AREA SHOWN CROSS-HATCHED INDICATES SCOPE OF FIRE SPRINKLER WORK. RECONFIGURE PIPING FOR PROPER HEAD PLACEMENT & INSTALL UPRIGHT SPRINKLER HEADS IN THIS AREA PER NFPA 13 ORDINARY HAZARD GROUP 1 OCCUPANCY. DO NOT PLACE SPRINKLER HEADS ABOVE IT OR ELECTRICAL EQUIPMENT. ROOM PLANNED AS ANSI/TIA-942-B RATING 1.



2 ENLARGED PLAN - FIRE PROTECTION
1/2" = 1'-0"

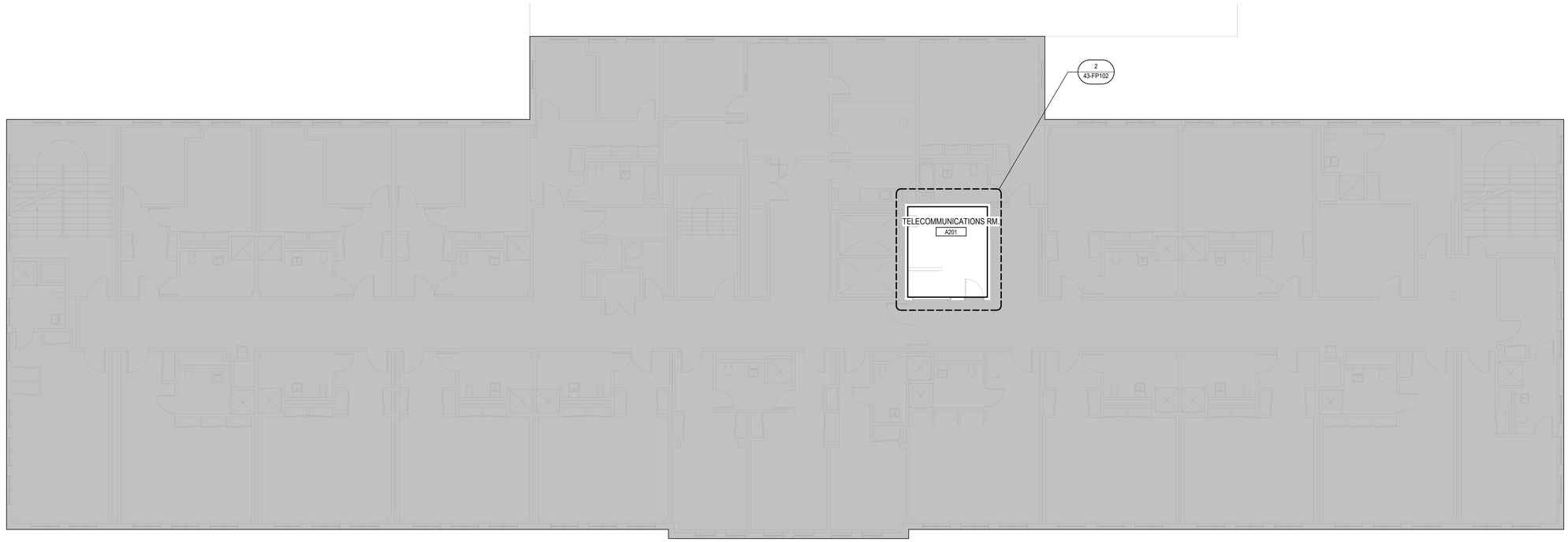

1 BUILDING 43 LEVEL 02 PLAN - FIRE PROTECTION
1/8" = 1'-0"

TRUE NORTH
PLAN NORTH

Revisions:	Date:

CONSULTANT

IMEG
15 SUNNEN DR SUITE 104
SAINT LOUIS, MO 63143
314.645.1132 FAX: 314.645.1173
www.imegcorp.com # 17002665.02

ARCHITECT/ENGINEER OF RECORD

Romanyk Consulting
Focusing on what matters
Romanyk Consulting Corp. www.romanykconsulting.com
3308 Preston Road, Suite 350-164, Plano, Texas 75093

STAMP

WISCONSIN 9/5/25 AREO G. WIECZOREK #42666-6 SWISHER IOWA PROFESSIONAL ENGINEER

Office of Construction and Facilities Management

VA U.S. Department of Veterans Affairs

Drawing Title: BUILDING 43 LEVEL 02 - FIRE PROTECTION FLOOR PLAN

Approved:

Phase: FINAL BID DOCUMENTS

Sprinklered: FULLY SPRINKLERED

Project Title: EHRM INFRASTRUCTURE UPGRADES – MILWAUKEE, WI

Location: 5000 W. NATIONAL AVENUE MILWAUKEE, WI

Issue Date: SEPTEMBER 5, 2025 | Checked: AW | Drawn: DAW

Project Number: 695-21-700

Building Number: 43

Drawing Number: 43-FP102

VA FORM 08 - 6231

Autodesk Docs://OCFM East - Milwaukee EHRM (R24)/Consolidated Model (R24).rvt

8/30/2025 9:45:37 AM

KEY NOTES

1. AREA SHOWN CROSS-HATCHED INDICATES SCOPE OF FIRE SPRINKLER DEMOLITION WORK. COORDINATE DEMOLITION OF EXISTING SYSTEM BRANCHES WITH NFPA AND VA REQUIREMENTS.

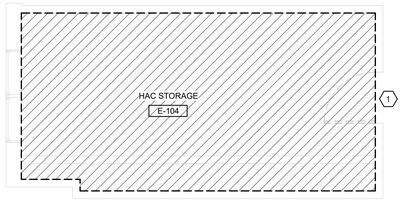

2 BUILDING 70 LEVEL 01 E-104HC ENLARGED PLAN - FIRE PROTECTION DEMOLITION
1/4" = 1'-0"

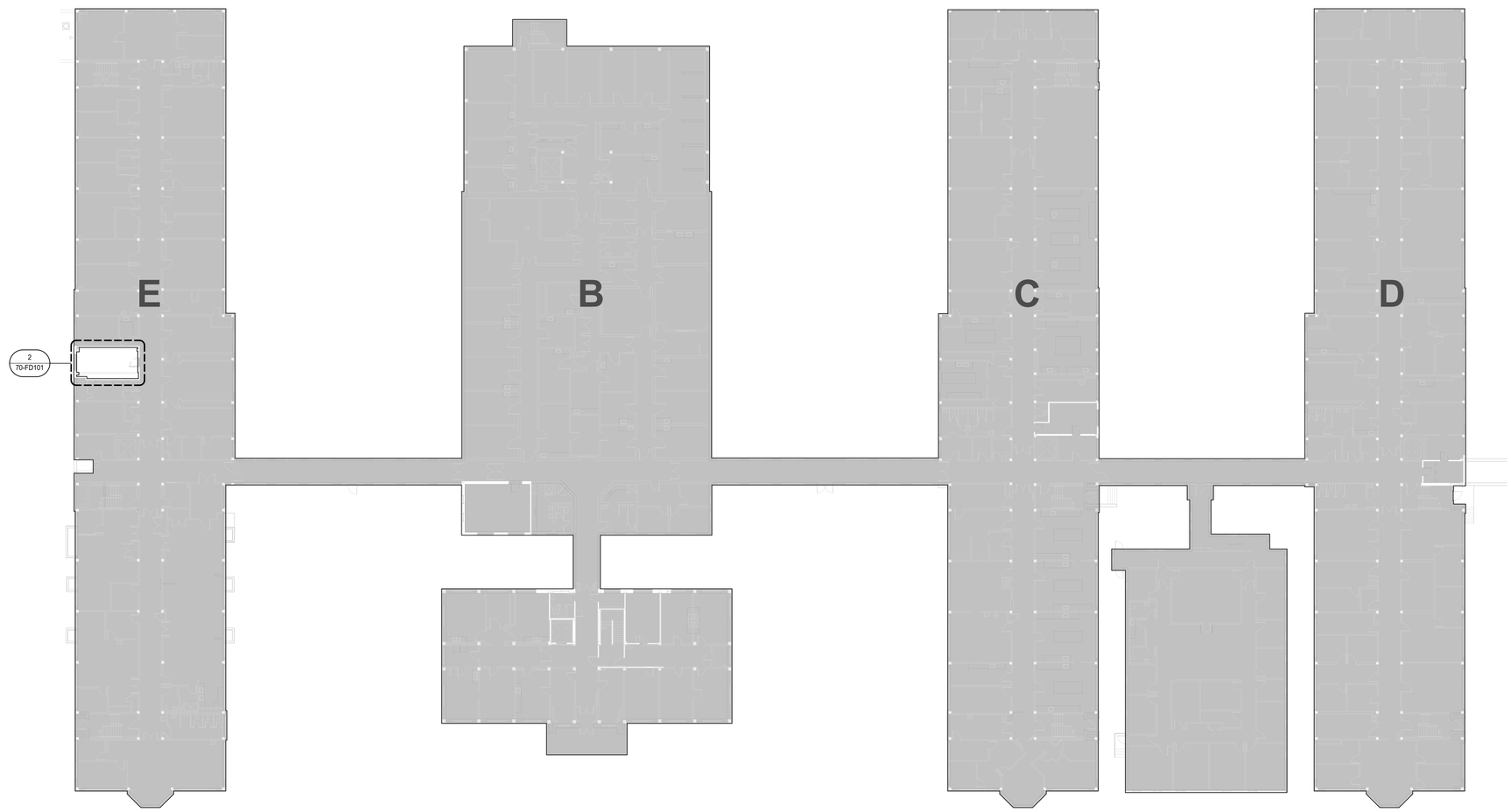

1 BUILDING 70 LEVEL 01 FLOOR PLAN - FIRE PROTECTION DEMOLITION
1" = 20'-0"

TRUE NORTH
PLAN NORTH

0' 10' 20' 40'
Graphic Scale : 1" = 20'-0"

Revisions:	Date:

CONSULTANT

IMEG
15 SUNNEN DR SUITE 104
SAINT LOUIS, MO 63143
314.645.1132 FAX: 314.645.1173
www.imegcorp.com # 17002665.02

ARCHITECT/ENGINEER OF RECORD

Romanyk Consulting
Focusing on what matters
Romanyk Consulting Corp. www.romanykconsulting.com
3308 Preston Road, Suite 350-164, Plano, Texas 75093

STAMP

WISCONSIN
9/5/25
ARED G. WIECZOREK
#42666-6
SWISHER
IOWA
PROFESSIONAL ENGINEER

Office of Construction and Facilities Management

VA U.S. Department of Veterans Affairs

Drawing Title: BUILDING 70 ENLARGED PLANS - FIRE PROTECTION DEMOLITION PLAN	Phase: FINAL BID DOCUMENTS	Project Title: EHRM INFRASTRUCTURE UPGRADES – MILWAUKEE, WI	Project Number: 695-21-700
Approved:	Sprinklered: FULLY SPRINKLERED	Location: 5000 W. NATIONAL AVENUE MILWAUKEE, WI	Building Number: 70
		Issue Date: SEPTEMBER 5, 2025 / Checked: AW / Drawn: DAW	Drawing Number: 70-FD101

Autodesk Docs://OCFM East - Milwaukee EHRM (R24)/Consolidated Model (R24).rvt
8/30/2025 9:55:41 AM
VA FORM 08 - 6231

KEY NOTES

1. RECONFIGURE PIPING AND INSTALL SPRINKLER HEADS IN THIS AREA PER VA STANDARDS AND NFPA 13 ORDINARY HAZARD GROUP 1 OCCUPANCY.



2 BUILDING 70 LEVEL 01 E-104 ENLARGED PLAN - FIRE PROTECTION
1/4" = 1'-0"

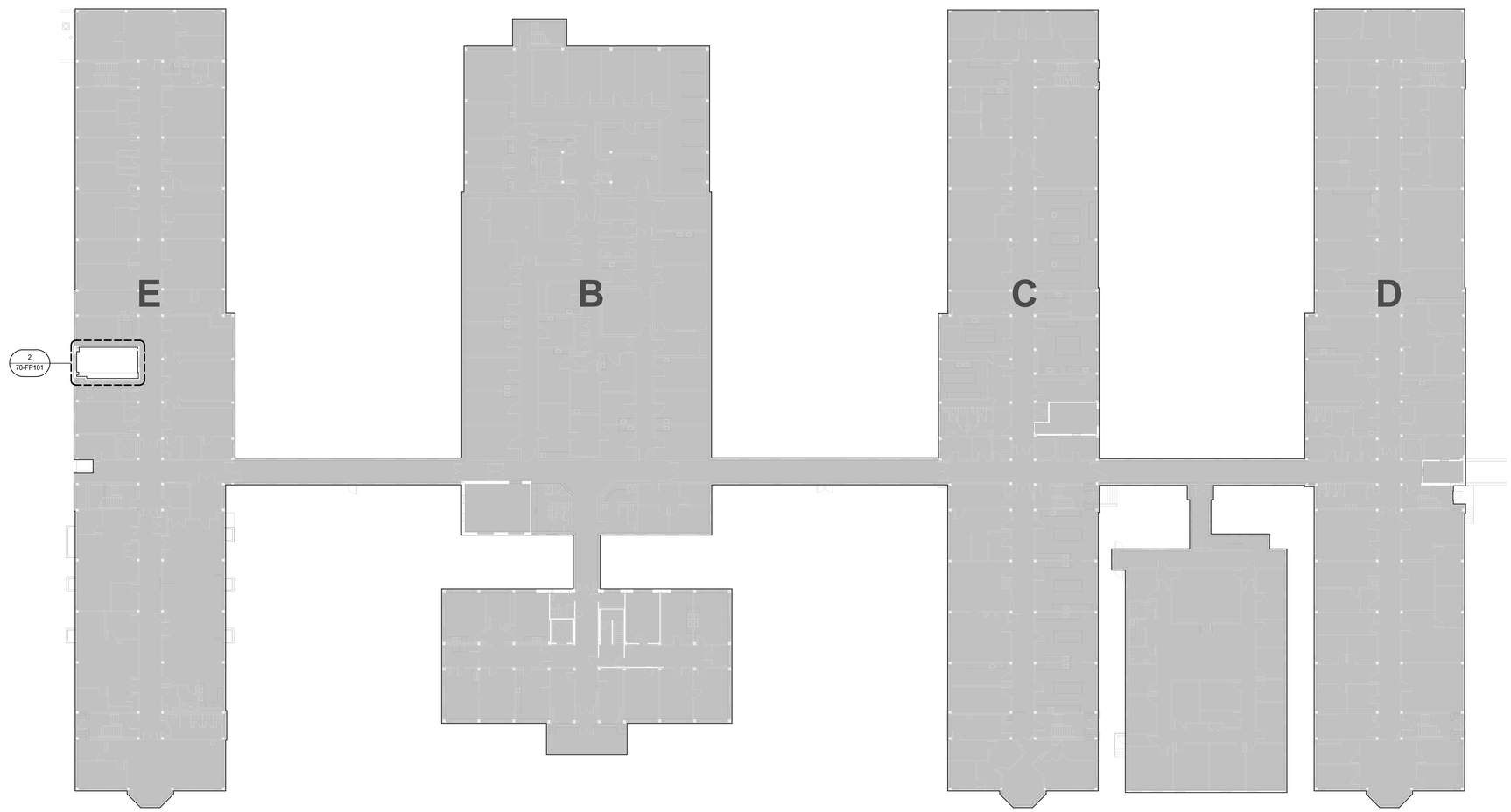

1 BUILDING 70 LEVEL 01 FLOOR PLAN - FIRE PROTECTION
1" = 20'-0"

TRUE NORTH
PLAN NORTH

0' 10' 20' 40'
Graphic Scale : 1" = 20'-0"

Revisions:	Date:

CONSULTANT

IMEG
15 SUNNEN DR SUITE 104
SAINT LOUIS, MO 63143
314.645.1132 FAX: 314.645.1173
www.imegcorp.com # 17002665.02

ARCHITECT/ENGINEER OF RECORD

Romanyk Consulting
Focusing on what matters
Romanyk Consulting Corp. www.romanykconsulting.com
3308 Preston Road, Suite 350-164, Plano, Texas 75093

STAMP

WISCONSIN
9/5/25
ARED G. WIECZOREK
#42666-6
SWISHER
IOWA
PROFESSIONAL ENGINEER

Office of Construction and Facilities Management

VA U.S. Department of Veterans Affairs

Drawing Title: BUILDING 70 ENLARGED PLANS - FIRE PROTECTION FLOOR PLAN	Phase: FINAL BID DOCUMENTS	Project Title: EHRM INFRASTRUCTURE UPGRADES – MILWAUKEE, WI	Project Number: 695-21-700
Approved:	Sprinklered: FULLY SPRINKLERED	Location: 5000 W. NATIONAL AVENUE MILWAUKEE, WI	Building Number: 70
		Issue Date: SEPTEMBER 5, 2025 / Checked: AW / Drawn: DAW	Drawing Number: 70-FP101

VA FORM 08 - 6231

Autodesk Docs://OCFM East - Milwaukee EHRM (R24)/Consolidated Model (R24).rvt

8/20/2025 9:55:44 AM

KEY NOTES

1. AREA SHOWN CROSS-HATCHED INDICATES SCOPE OF FIRE SPRINKLER DEMOLITION WORK. COORDINATE SYSTEM SHUT DOWN, FIRE WATCH, AND DEMOLITION WITH NFPA REQUIREMENTS AND VA SITE REQUIREMENTS. REMOVE EXISTING SPRINKLER HEADS, FITTINGS, AND SHORT SECTIONS OF PIPE AS NEEDED FOR INSTALLATION OF NEW BRANCH PIPE AND SPRINKLER HEADS.

1 BUILDING 97 LEVEL 01 FLOOR PLAN - FIRE PROTECTION DEMOLITION
1/4" = 1'-0"

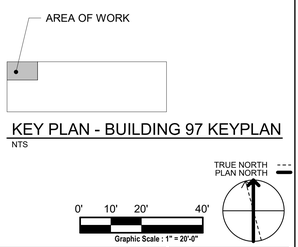

KEY PLAN - BUILDING 97 KEYPLAN
NTS

TRUE NORTH
PLAN NORTH

0' 10' 20' 40'
Graphic Scale : 1" = 20'-0"

Revisions:	Date:

CONSULTANT

IMEG
15 SUNNEN DR SUITE 104
SAINT LOUIS, MO 63143
314.645.1132 FAX: 314.645.1173
www.imegcorp.com # 17002665.02

ARCHITECT/ENGINEER OF RECORD

Romanyk Consulting
Focusing on what matters
Romanyk Consulting Corp. www.romanykconsulting.com
3308 Preston Road, Suite 350-164, Plano, Texas 75093

STAMP
WISCONSIN 9/5/25 ARDO G. WIECZOREK #42666-6 SWISHER IOWA PROFESSIONAL ENGINEER

Office of Construction and Facilities Management
VA U.S. Department of Veterans Affairs

Drawing Title: BUILDING 97 ENLARGED PLANS - FIRE PROTECTION DEMOLITION

Approved:

Phase: FINAL BID DOCUMENTS

Sprinklered: FULLY SPRINKLERED

Project Title: EHRM INFRASTRUCTURE UPGRADES – MILWAUKEE, WI

Location: 5000 W. NATIONAL AVENUE MILWAUKEE, WI

Issue Date: SEPTEMBER 5, 2025 | Checked: AW | Drawn: DAW

Project Number: 695-21-700

Building Number:

Drawing Number: 97-FD101

VA FORM 08 - 6231

Autodesk Docs://OCFM East - Milwaukee EHRM (R24)/Consolidated Model (R24).rvt
8/30/2025 9:55:46 AM

KEYNOTES

1. AREA SHOWN CROSS-HATCHED INDICATES SCOPE OF FIRE SPRINKLER WORK. RECONFIGURE PIPING FOR PROPER HEAD PLACEMENT & INSTALL UPRIGHT SPRINKLER HEADS IN THIS AREA PER NFPA 13 ORDINARY HAZARD GROUP 1 OCCUPANCY. DO NOT PLACE SPRINKLER HEADS ABOVE IT OR ELECTRICAL EQUIPMENT. ROOM PLANNED AS ANSI/TIA-942-B RATING 1.

1 BUILDING 97 LEVEL 01 FLOOR PLAN - FIRE PROTECTION
1/4" = 1'-0"

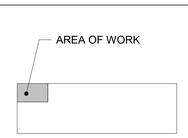

KEY PLAN - BUILDING 97 KEYPLAN
NTS

TRUE NORTH
PLAN NORTH

0' 10' 20' 40'
Graphic Scale : 1" = 20'-0"

Revisions:	Date:

CONSULTANT

IMEG
15 SUNNEN DR SUITE 104
SAINT LOUIS, MO 63143
314.645.1132 FAX: 314.645.1173
www.imegcorp.com # 17002665.02

ARCHITECT/ENGINEER OF RECORD

Romanyk Consulting
Focusing on what matters
Romanyk Consulting Corp. www.romanykconsulting.com
3308 Preston Road, Suite 350-164, Plano, Texas 75093

STAMP
WISCONSIN 9/5/25 AREO G. WIECZOREK #42666-6 SWISHER IOWA PROFESSIONAL ENGINEER

Office of Construction and Facilities Management
VA U.S. Department of Veterans Affairs

Drawing Title: BUILDING 97 ENLARGED PLANS - FIRE PROTECTION
Approved:
Phase: FINAL BID DOCUMENTS
Sprinklered: FULLY SPRINKLERED
Project Title: EHRM INFRASTRUCTURE UPGRADES – MILWAUKEE, WI
Location: 5000 W. NATIONAL AVENUE MILWAUKEE, WI
Issue Date: SEPTEMBER 5, 2025
Checked: AW
Drawn: DAW
Project Number: 695-21-700
Building Number:
Drawing Number: 97-FP101

VA FORM 08 - 6231

Autodesk Docs://OCFM East - Milwaukee EHRM (R24)/Consolidated Model (R24).rvt
8/30/2025 9:55:49 AM

KEY NOTES

1. AREA SHOWN CROSS-HATCHED INDICATES SCOPE OF FIRE SPRINKLER DEMOLITION WORK. COORDINATE SYSTEM SHUT DOWN, FIRE WATCH, AND DEMOLITION WITH NFPA REQUIREMENTS AND VA SITE REQUIREMENTS. REMOVE EXISTING SPRINKLER HEADS, FITTINGS, AND SHORT SECTIONS OF PIPE AS NEEDED FOR INSTALLATION OF NEW BRANCH PIPE AND SPRINKLER HEADS.

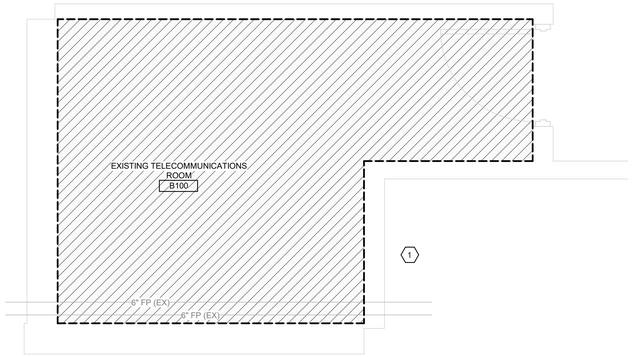

2 RM. B100 ENLARGED PLAN - FIRE PROTECTION DEMOLITION
1/2" = 1'-0"

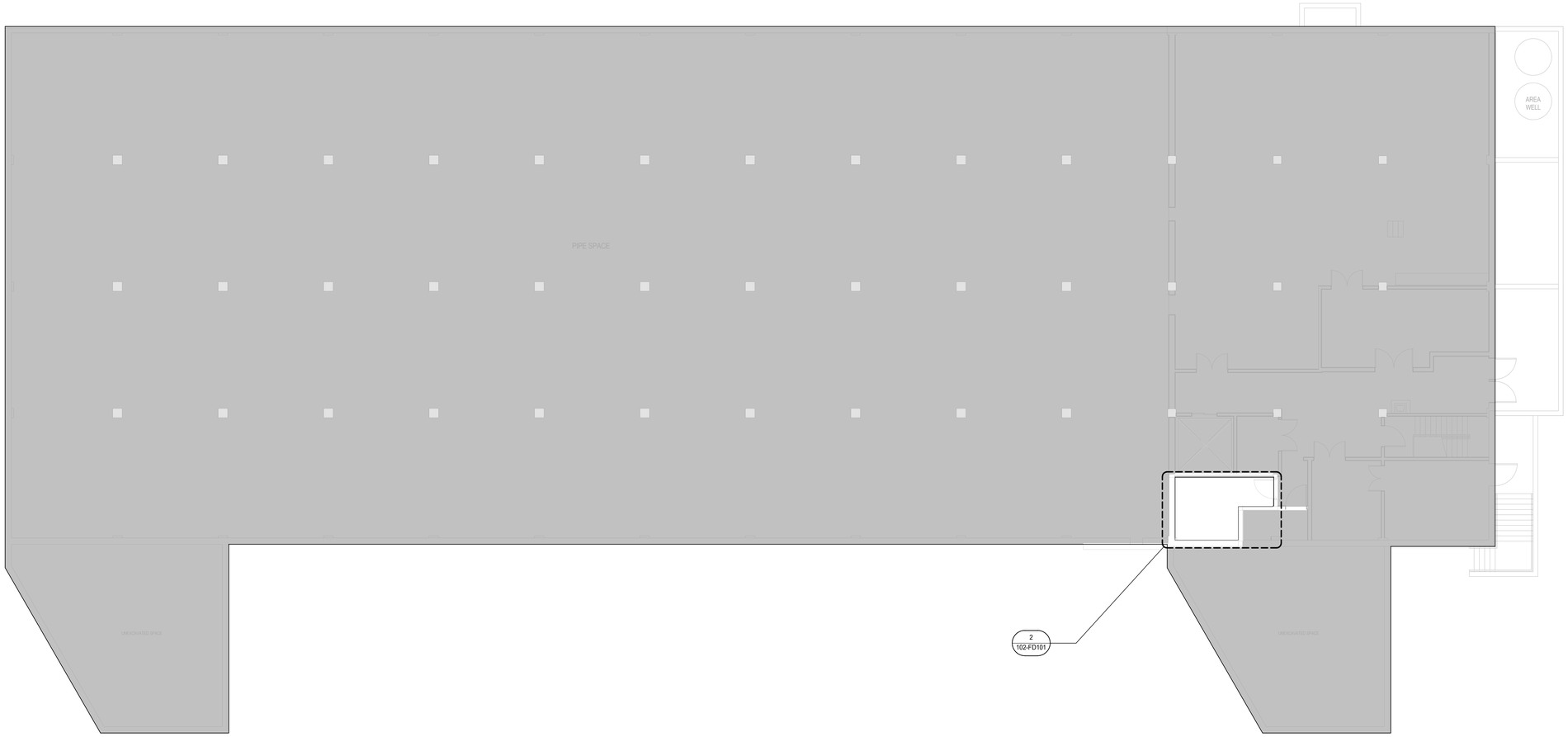

1 BUILDING 102 LEVEL 00 PLAN - FIRE PROTECTION DEMOLITION
1/8" = 1'-0"

TRUE NORTH
PLAN NORTH

Revisions:	Date:

CONSULTANT

IMEG
15 SUNNEN DR SUITE 104
SAINT LOUIS, MO 63143
314.645.1132 FAX: 314.645.1173
www.imegcorp.com # 17002665.02

ARCHITECT/ENGINEER OF RECORD

Romanyk Consulting
Focusing on what matters
Romanyk Consulting Corp. www.romanykconsulting.com
3308 Preston Road, Suite 350-164, Plano, Texas 75093

STAMP

WISCONSIN
9/5/25
AARON G. WIECZOREK
#42666-6
SWISHER
IOWA
PROFESSIONAL ENGINEER

Office of Construction and Facilities Management

VA U.S. Department of Veterans Affairs

Drawing Title BUILDING 102 LEVEL 00 PLAN - FIRE PROTECTION DEMOLITION PLAN	**Phase** FINAL BID DOCUMENTS	**Project Title** EHRM INFRASTRUCTURE UPGRADES – MILWAUKEE, WI	**Project Number** 695-21-700
			Building Number 102
Approved:	**Sprinklered** FULLY SPRINKLERED	**Location** 5000 W. NATIONAL AVENUE MILWAUKEE, WI	**Drawing Number** 102-FD101
		Issue Date SEPTEMBER 5, 2025 / **Checked** AW / **Drawn** DAW	

VA FORM 08 - 6231

Autodesk Docs://OCFM East - Milwaukee EHRM (R24)/Consolidated Model (R24).rvt

8/30/2025 9:55:52 AM

KEY NOTES

1. AREA SHOWN CROSS-HATCHED INDICATES SCOPE OF FIRE SPRINKLER DEMOLITION WORK. COORDINATE SYSTEM SHUT DOWN, FIRE WATCH, AND DEMOLITION WITH NFPA REQUIREMENTS AND VA SITE REQUIREMENTS. REMOVE EXISTING SPRINKLER HEADS, FITTINGS, AND SHORT SECTIONS OF PIPE AS NEEDED FOR INSTALLATION OF NEW BRANCH PIPE AND SPRINKLER HEADS.

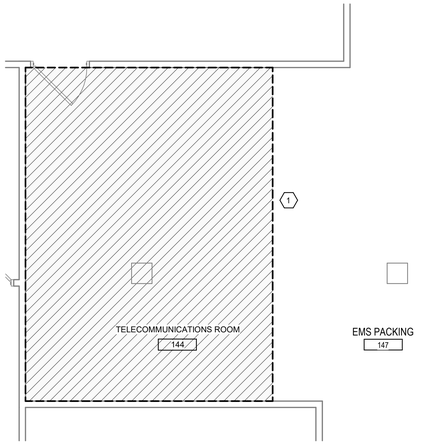

2 RM 144 ENLARGED PLAN - FIRE PROTECTION DEMOLITION
1/4" = 1'-0"

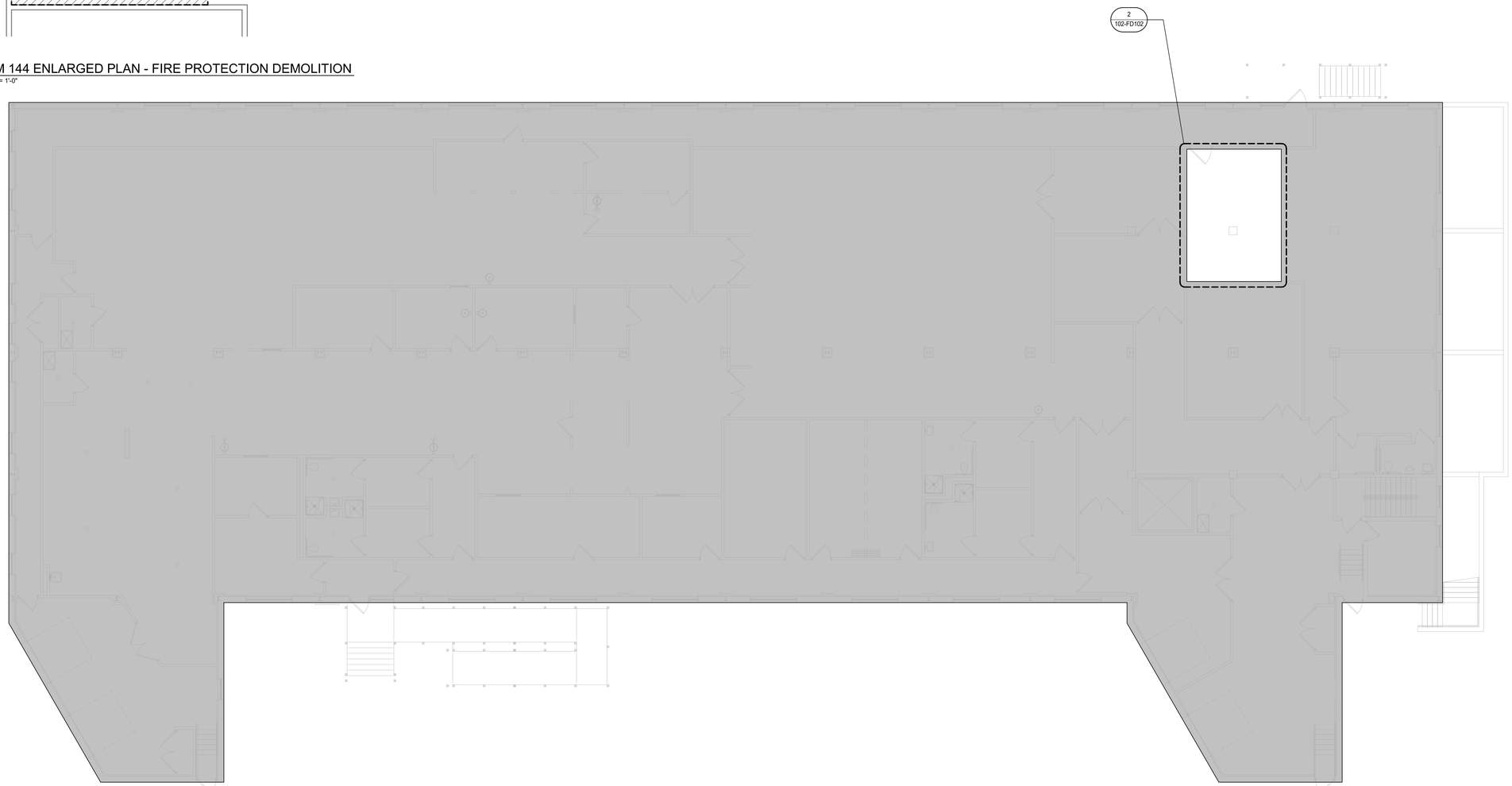

1 BUILDING 102 LEVEL 01 FLOOR PLAN - FIRE PROTECTION DEMOLITION
1/8" = 1'-0"

TRUE NORTH
PLAN NORTH

Revisions:	Date:

CONSULTANT

IMEG
15 SUNNEN DR SUITE 104
SAINT LOUIS, MO 63143
314.645.1132 FAX: 314.645.1173
www.imegcorp.com # 17002665.02

ARCHITECT/ENGINEER OF RECORD

Romanyk Consulting
Focusing on what matters
Romanyk Consulting Corp. www.romanykconsulting.com
3308 Preston Road, Suite 350-164, Plano, Texas 75093

STAMP
WISCONSIN 9/5/25 ARCO G. WIECZOREK #42666-6 SWISHER IOWA PROFESSIONAL ENGINEER

Office of Construction and Facilities Management
VA U.S. Department of Veterans Affairs

Drawing Title: BUILDING 102 LEVEL 01 PLAN - FIRE PROTECTION DEMOLITION PLAN	Phase: FINAL BID DOCUMENTS	Project Title: EHRM INFRASTRUCTURE UPGRADES – MILWAUKEE, WI	Project Number: 695-21-700
Approved:	Sprinklered: FULLY SPRINKLERED	Location: 5000 W. NATIONAL AVENUE MILWAUKEE, WI	Building Number: 102
		Issue Date: SEPTEMBER 5, 2025 / Checked: AW / Drawn: DAW	Drawing Number: 102-FD102

VA FORM 08 - 6231

Autodesk Docs://OCFM East - Milwaukee EHRM (R24)/Consolidated Model (R24).rvt
8/30/2025 9:55:54 AM

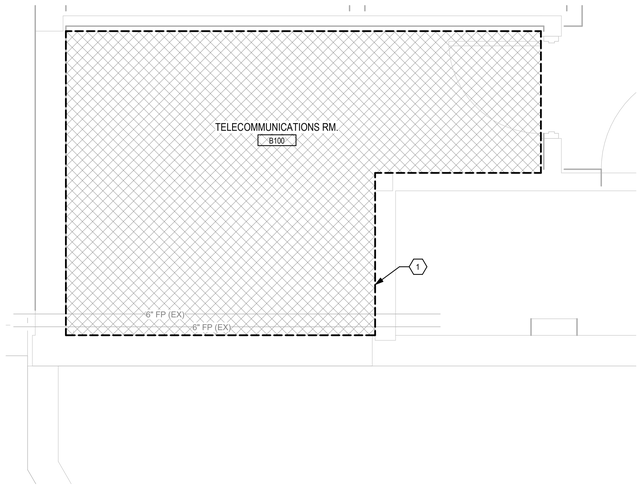

2 RM. B100 ENLARGED PLAN - FIRE PROTECTION
1/2" = 1'-0"

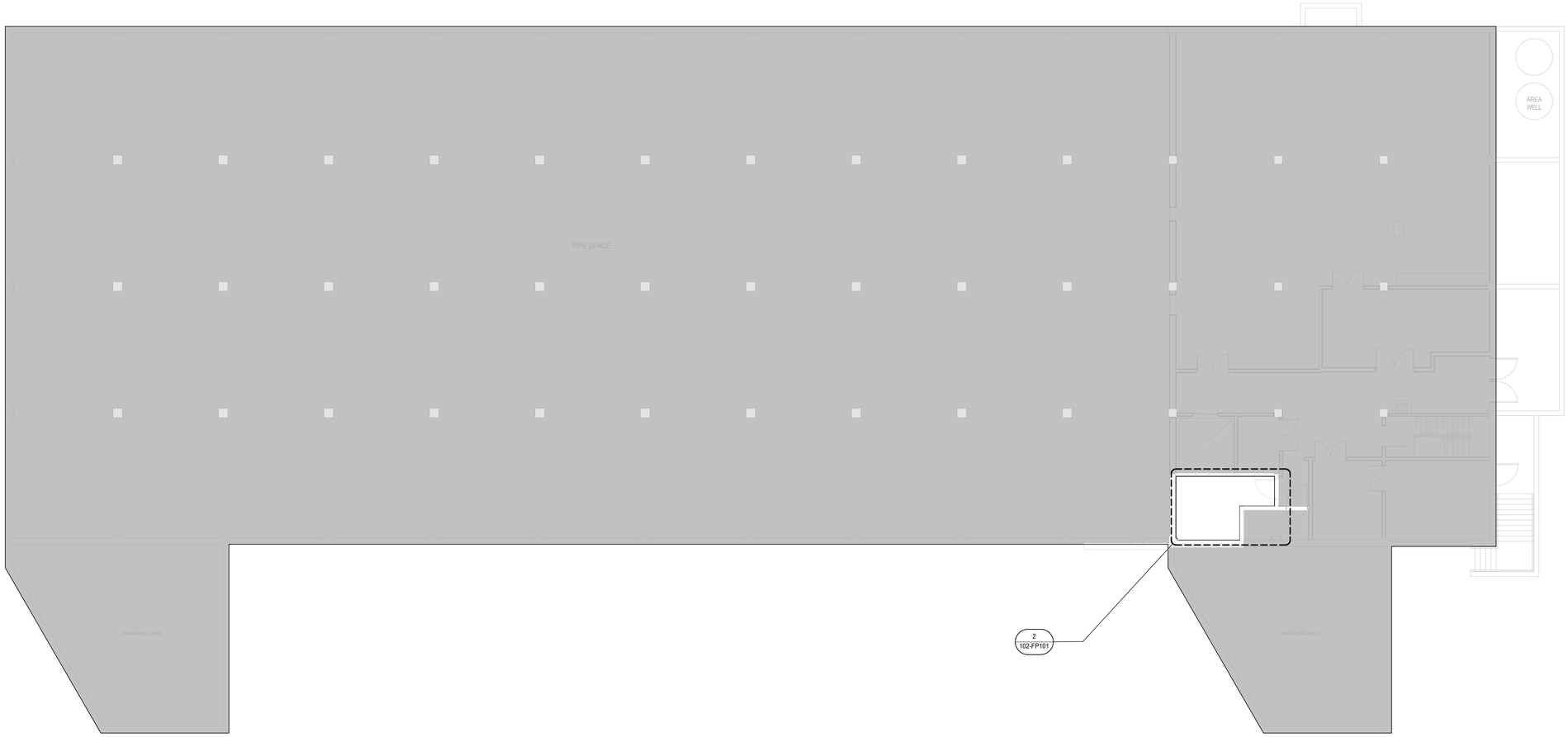

1 BUILDING 102 LEVEL 00 PLAN - FIRE PROTECTION
1/8" = 1'-0"

KEY NOTES

1. AREA SHOWN CROSS-HATCHED INDICATES SCOPE OF FIRE SPRINKLER WORK. RECONFIGURE PIPING FOR PROPER HEAD PLACEMENT & INSTALL UPRIGHT SPRINKLER HEADS IN THIS AREA PER NFPA 13 ORDINARY HAZARD GROUP 1 OCCUPANCY. DO NOT PLACE SPRINKLER HEADS ABOVE IT OR ELECTRICAL EQUIPMENT. ROOM PLANNED AS ANSI/TIA-942-B RATING 1.

TRUE NORTH
PLAN NORTH

Revisions:	Date:

CONSULTANT

IMEG
15 SUNNEN DR SUITE 104
SAINT LOUIS, MO 63143
314.645.1132 FAX: 314.645.1173
www.imegcorp.com # 17002665.02

ARCHITECT/ENGINEER OF RECORD

Romanyk Consulting
Focusing on what matters
Romanyk Consulting Corp. www.romanykconsulting.com
3308 Preston Road, Suite 350-164, Plano, Texas 75093

STAMP

WISCONSIN
9/5/25
ARON G. WIECZOREK
#42666-6
SWISHER
IOWA
PROFESSIONAL ENGINEER

Office of Construction and Facilities Management

VA U.S. Department of Veterans Affairs

Drawing Title: BUILDING 102 LEVEL 00 PLAN - FIRE PROTECTION FLOOR PLAN	Phase: FINAL BID DOCUMENTS	Project Title: EHRM INFRASTRUCTURE UPGRADES – MILWAUKEE, WI	Project Number: 695-21-700
			Building Number: 102
Approved:	Sprinklered: FULLY SPRINKLERED	Location: 5000 W. NATIONAL AVENUE MILWAUKEE, WI	Drawing Number: 102-FP101
		Issue Date: SEPTEMBER 5, 2025 / Checked: AW / Drawn: DAW	

VA FORM 08 - 6231

Autodesk Docs://OCFM East - Milwaukee EHRM (R24)/Consolidated Model (R24).rvt
8/30/2025 9:55:57 AM

KEY NOTES

1. AREA SHOWN CROSS-HATCHED INDICATES SCOPE OF FIRE SPRINKLER WORK. RECONFIGURE PIPING FOR PROPER HEAD PLACEMENT & INSTALL UPRIGHT SPRINKLER HEADS IN THIS AREA PER NFPA 13 ORDINARY HAZARD GROUP 1 OCCUPANCY. DO NOT PLACE SPRINKLER HEADS ABOVE IT OR ELECTRICAL EQUIPMENT. ROOM PLANNED AS ANSI/TIA-942-B RATING 1.

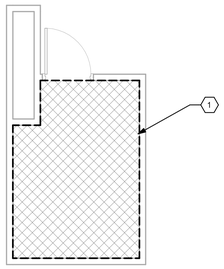

2 RM. 144 ENLARGED PLAN - FIRE PROTECTION
1/4" = 1'-0"

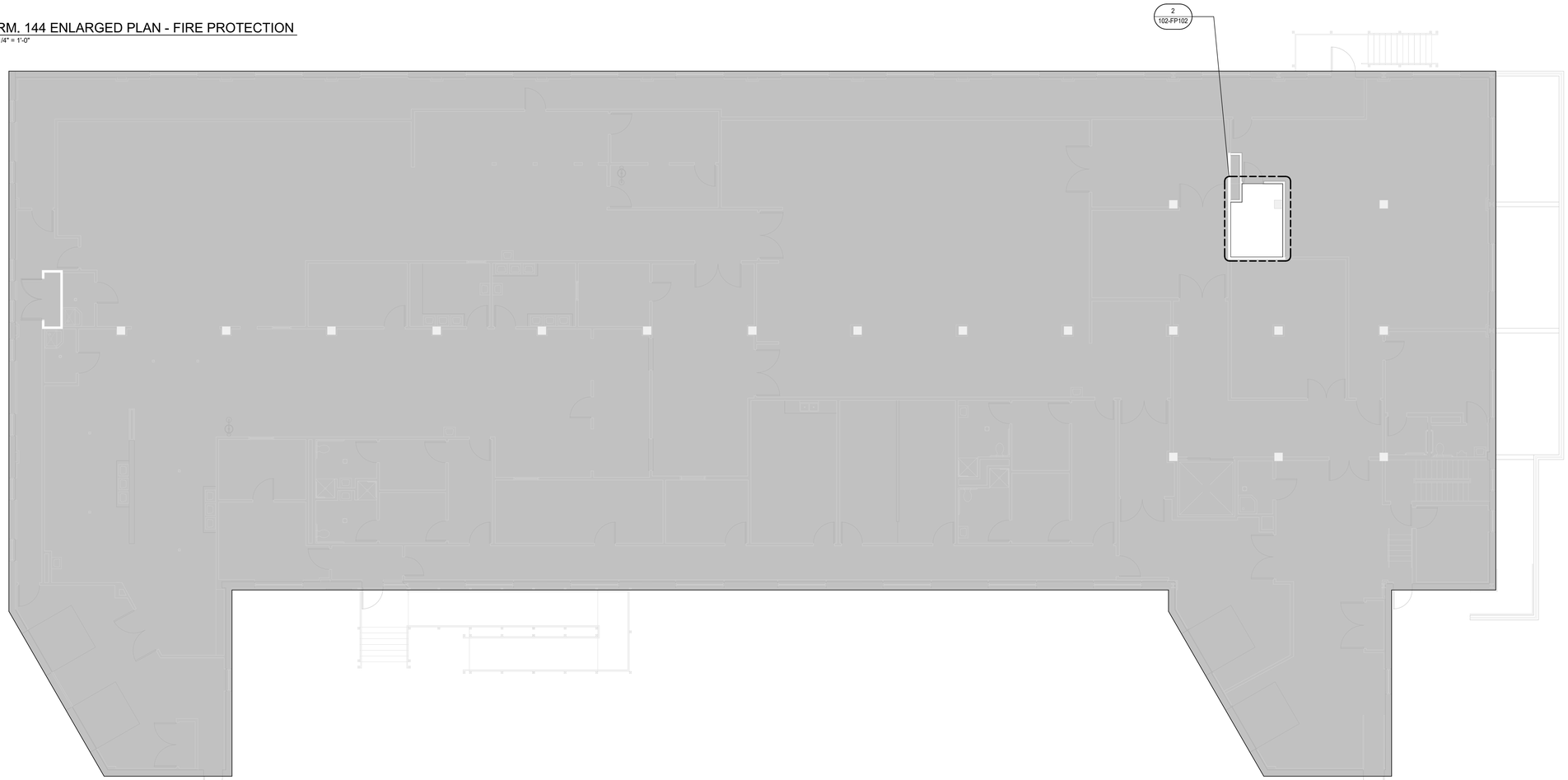

1 BUILDING 102 LEVEL 01 PLAN - FIRE PROTECTION
1/8" = 1'-0"

TRUE NORTH
PLAN NORTH

Revisions:	Date:

CONSULTANT

IMEG
15 SUNNEN DR SUITE 104
SAINT LOUIS, MO 63143
314.645.1132 FAX: 314.645.1173
www.imegcorp.com # 17002665.02

ARCHITECT/ENGINEER OF RECORD

Romanyk Consulting
Focusing on what matters
Romanyk Consulting Corp. www.romanykconsulting.com
3308 Preston Road, Suite 350-164, Plano, Texas 75093

STAMP

WISCONSIN
9/5/25
ARED G. WIECZOREK
#42666-6
SWISHER
IOWA
PROFESSIONAL ENGINEER

Office of Construction and Facilities Management

VA U.S. Department of Veterans Affairs

Drawing Title: BUILDING 102 LEVEL 01 PLAN - FIRE PROTECTION FLOOR PLAN	Phase: FINAL BID DOCUMENTS	Project Title: EHRM INFRASTRUCTURE UPGRADES – MILWAUKEE, WI	Project Number: 695-21-700
Approved:	Sprinklered: FULLY SPRINKLERED	Location: 5000 W. NATIONAL AVENUE MILWAUKEE, WI	Building Number: 102
		Issue Date: SEPTEMBER 5, 2025 / Checked: AW / Drawn: DAW	Drawing Number: 102-FP102

VA FORM 08 - 6231

Autodesk Docs://OCFM East - Milwaukee EHRM (R24)/Consolidated Model (R24).rvt
8/30/2025 9:46:00 AM

KEY NOTES

1. AREA SHOWN CROSS-HATCHED INDICATES SCOPE OF FIRE SPRINKLER DEMOLITION WORK. COORDINATE DEMOLITION OF EXISTING SYSTEM BRANCHES WITH NFPA AND VA REQUIREMENTS.

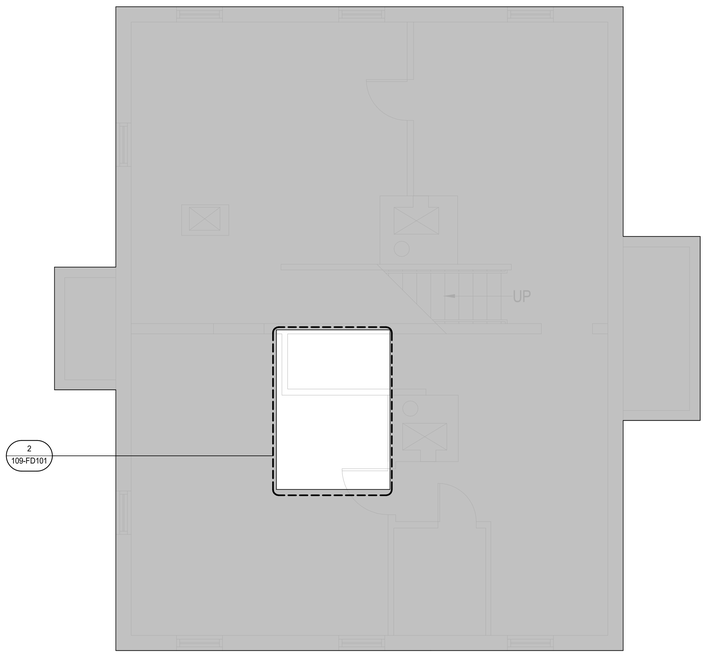

1 BUILDING 109 BASEMENT FLOOR PLAN - BUILDING 109 BASEMENT FLOOR PLAN - FIRE PROTECTION DEMOLITION DEMOLITION
1/4" = 1'-0"

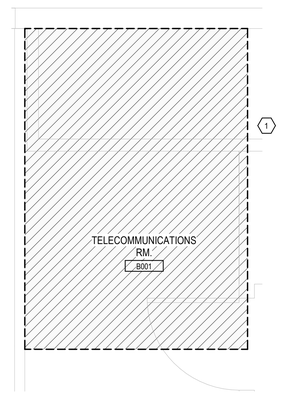

2 ENLARGED PLAN - FIRE PROTECTION DEMOLITION
1/2" = 1'-0"

TRUE NORTH
PLAN NORTH

Revisions:	Date:

CONSULTANT

IMEG
15 SUNNEN DR SUITE 104
SAINT LOUIS, MO 63143
314.645.1132 FAX: 314.645.1173
www.imegcorp.com # 17002665.02

ARCHITECT/ENGINEER OF RECORD

Romanyk Consulting
Focusing on what matters
Romanyk Consulting Corp. www.romanykconsulting.com
3308 Preston Road, Suite 350-164, Plano, Texas 75093

STAMP

WISCONSIN 9/5/25 ARCO G. WIECZOREK #42666-6 SWISHER IOWA PROFESSIONAL ENGINEER

Office of Construction and Facilities Management

VA U.S. Department of Veterans Affairs

Drawing Title: BUILDING 109 BASEMENT - FIRE PROTECTION DEMOLITION PLAN	Phase: FINAL BID DOCUMENTS	Project Title: EHRM INFRASTRUCTURE UPGRADES – MILWAUKEE, WI	Project Number: 695-21-700
			Building Number: 109
Approved:	Sprinklered: FULLY SPRINKLERED	Location: 5000 W. NATIONAL AVENUE MILWAUKEE, WI	Drawing Number: 109-FD101
		Issue Date: SEPTEMBER 5, 2025 / Checked: AW / Drawn: DAW	

VA FORM 08 - 6231

Autodesk Docs://OCFM East - Milwaukee EHRM (R24)/Consolidated Model (R24).rvt

8/30/2025 9:26:03 AM

Graphic Scale: 1/16" = 1'-0"
Graphic Scale: 1/8" = 1'-0"
Graphic Scale: 3/32" = 1'-0"
Graphic Scale: 1/4" = 1'-0"
Graphic Scale: 3/16" = 1'-0"
Graphic Scale: 1/2" = 1'-0"
Graphic Scale: 3/4" = 1'-0"
Graphic Scale: 1" = 1'-0"
Graphic Scale: 1 1/2" = 1'-0"

KEY NOTES

1. AREA SHOWN CROSS-HATCHED INDICATES SCOPE OF FIRE SPRINKLER WORK. RECONFIGURE PIPING FOR PROPER HEAD PLACEMENT & INSTALL UPRIGHT SPRINKLER HEADS IN THIS AREA PER NFPA 13 ORDINARY HAZARD GROUP 1 OCCUPANCY. DO NOT PLACE SPRINKLER HEADS ABOVE IT OR ELECTRICAL EQUIPMENT. ROOM PLANNED AS ANSI/TIA-942-B RATING 1.

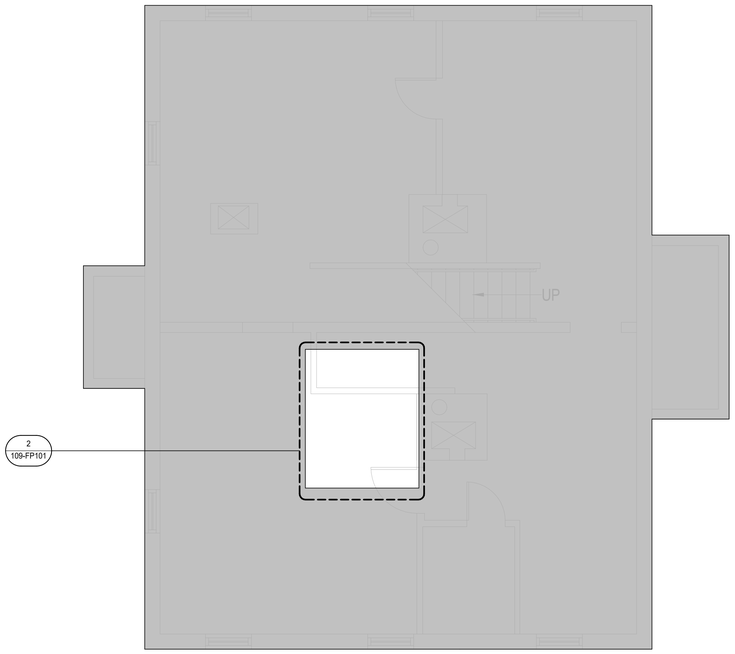

1 BUILDING 109 BASEMENT FLOOR PLAN - FIRE PROTECTION PLAN
1/4" = 1'-0"

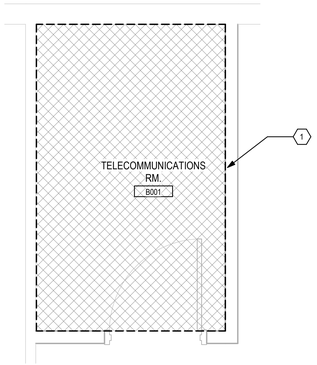

2 RM B001 ENLARGED PLAN - FIRE PROTECTION
1/2" = 1'-0"

TRUE NORTH
PLAN NORTH

Revisions:	Date:

CONSULTANT

IMEG
15 SUNNEN DR SUITE 104
SAINT LOUIS, MO 63143
314.645.1132 FAX: 314.645.1173
www.imegcorp.com # 17002665.02

ARCHITECT/ENGINEER OF RECORD

Romanyk Consulting
Focusing on what matters
Romanyk Consulting Corp. www.romanykconsulting.com
3308 Preston Road, Suite 350-164, Plano, Texas 75093

STAMP

WISCONSIN
95725
ARED G. WIECZOREK
#42666-6
SWISHER
IOWA
PROFESSIONAL ENGINEER

Office of Construction and Facilities Management

VA U.S. Department of Veterans Affairs

Drawing Title: BUILDING 109 BASEMENT - FIRE PROTECTION FLOOR PLAN	Phase: FINAL BID DOCUMENTS	Project Title: EHRM INFRASTRUCTURE UPGRADES – MILWAUKEE, WI	Project Number: 695-21-700
			Building Number: 109
Approved:	Sprinklered: FULLY SPRINKLERED	Location: 5000 W. NATIONAL AVENUE MILWAUKEE, WI	Drawing Number: 109-FP101
		Issue Date: SEPTEMBER 5, 2025 / Checked: AW / Drawn: DAW	

VA FORM 08 - 6231

Autodesk Docs://OCFM East - Milwaukee EHRM (R24)/Consolidated Model (R24).rvt

8/30/2025 9:56:06 AM

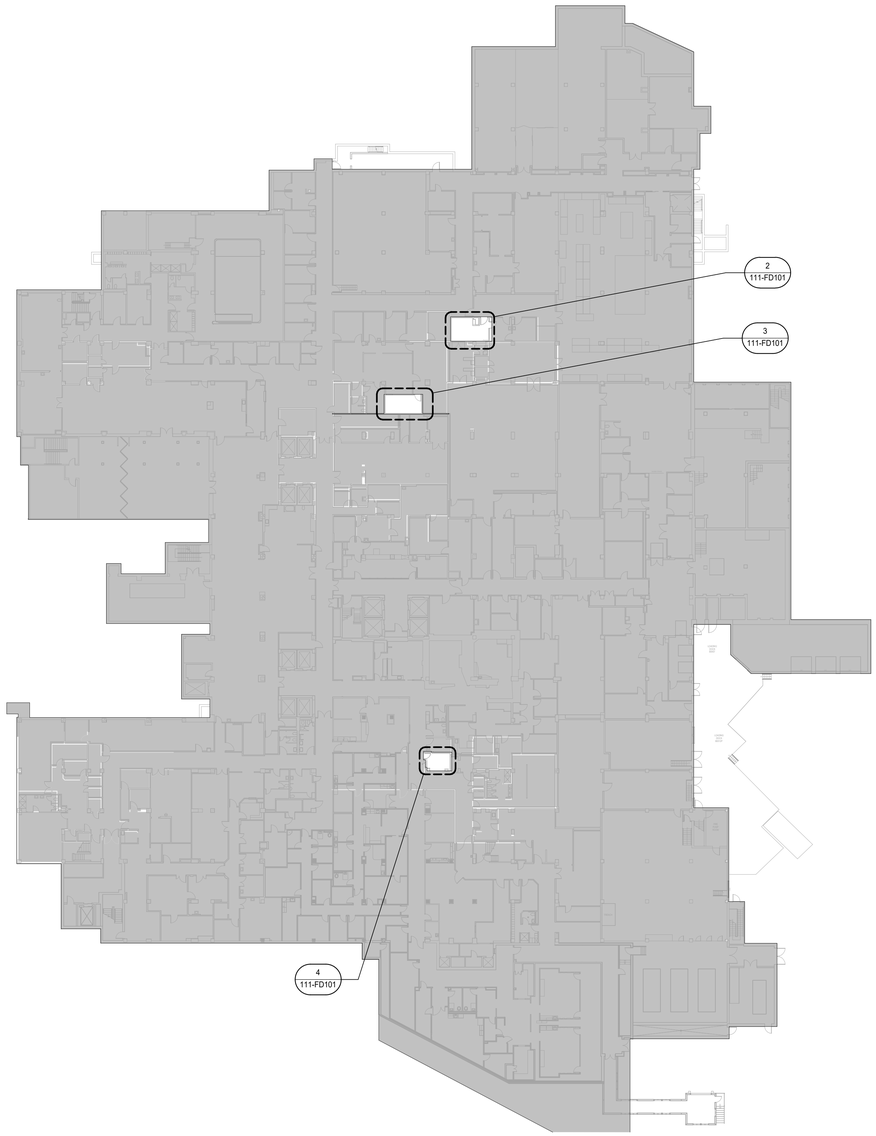

1 BUILDING 111 BASEMENT FLOOR PLAN - FIRE PROTECTION DEMOLITION
1" = 30'-0"

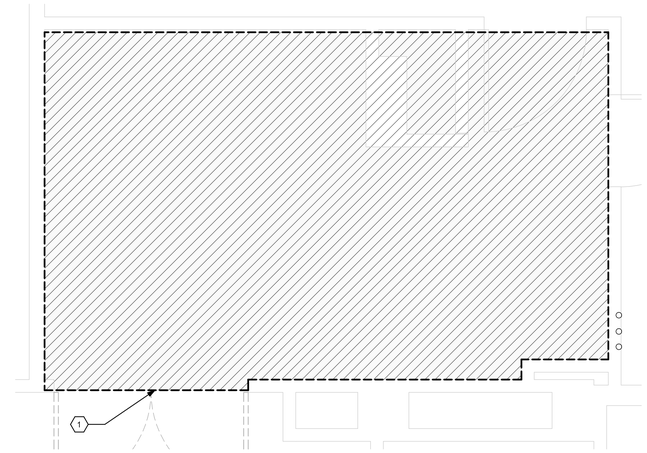

2 BUILDING 111 LEVEL 00 RM. B0622 ENLARGED PLAN - FIRE PROTECTION DEMOLITION
1/2" = 1'-0"

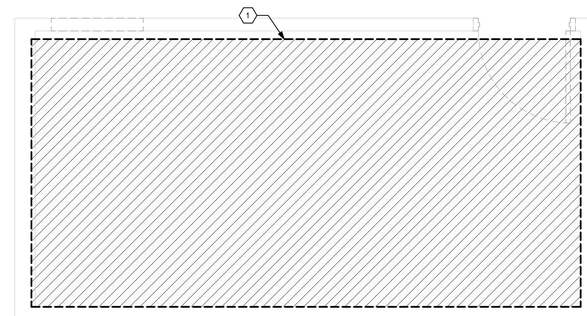

3 BUILDING 111 LEVEL 00 RM. B0610 ENLARGED PLAN - FIRE PROTECTION DEMOLITION
1/2" = 1'-0"

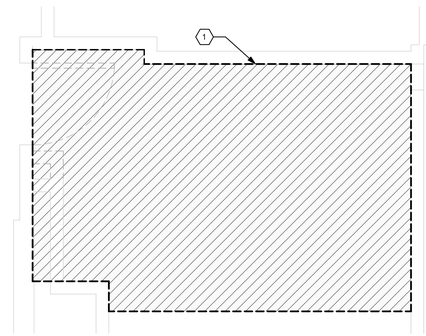

4 BUILDING 111 LEVEL 00 RM. B0423 ENLARGED PLAN - FIRE PROTECTION DEMOLITION
1/2" = 1'-0"

KEYED NOTES

1. AREA SHOWN CROSS-HATCHED INDICATES SCOPE OF FIRE SPRINKLER DEMOLITION WORK. COORDINATE SYSTEM SHUT DOWN, FIRE WATCH, AND DEMOLITION WITH NFPA REQUIREMENTS & VA SITE REQUIREMENTS. REMOVE EXISTING SPRINKLER HEADS, FITTINGS, & SHORT SECTIONS OF PIPE, AS NEEDED FOR INSTALLATION OF NEW BRANCH PIPE AND SPRINKLER HEADS.

TRUE NORTH
PLAN NORTH

0' 15' 30' 60'
Graphic Scale : 1" = 30'-0"

Revisions:	Date:

CONSULTANT

IMEG
15 SUNNEN DR SUITE 104
SAINT LOUIS, MO 63143
314.645.1132 FAX: 314.645.1173
www.imegcorp.com # 17002665.02

ARCHITECT/ENGINEER OF RECORD

Romanyk Consulting
Focusing on what matters
Romanyk Consulting Corp. www.romanykconsulting.com
3308 Preston Road, Suite 350-164, Plano, Texas 75093

STAMP

WISCONSIN
9/5/25
ARED G. WIECZOREK
#42666-6
SWISHER
IOWA
PROFESSIONAL ENGINEER

Office of Construction and Facilities Management

VA U.S. Department of Veterans Affairs

Drawing Title: BUILDING 111 BASEMENT - FIRE PROTECTION DEMOLITION PLAN	Phase: FINAL BID DOCUMENTS	Project Title: EHRM INFRASTRUCTURE UPGRADES – MILWAUKEE, WI	Project Number: 695-21-700
			Building Number: 111
Approved:	Sprinklered: FULLY SPRINKLERED	Location: 5000 W. NATIONAL AVENUE MILWAUKEE, WI	Drawing Number: 111-FD101
		Issue Date: SEPTEMBER 5, 2025 / Checked: AW / Drawn: DAW	

Graphic Scale: 3/32" = 1'-0"
Graphic Scale: 1/8" = 1'-0"
Graphic Scale: 3/32" = 1'-0"
Graphic Scale: 1/4" = 1'-0"
Graphic Scale: 3/16" = 1'-0"
Graphic Scale: 1/2" = 1'-0"
Graphic Scale: 3/4" = 1'-0"
Graphic Scale: 1" = 1'-0"
Graphic Scale: 1 1/2" = 1'-0"

Autodesk Docs://OCFM East - Milwaukee EHRM (R24)/Consolidated Model (R24).rvt
8/30/2025 9:46:10 AM

VA FORM 08 - 6231

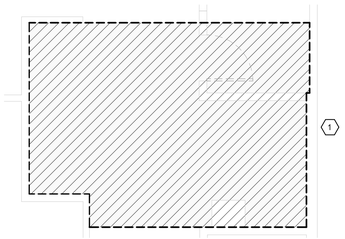

RM. 1537B ENLARGED PLAN - FIRE PROTECTION DEMOLITION
2 1/4" = 1'-0"

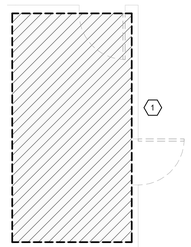

RM. 1180 ENLARGED PLAN - FIRE PROTECTION DEMOLITION
3 1/4" = 1'-0"

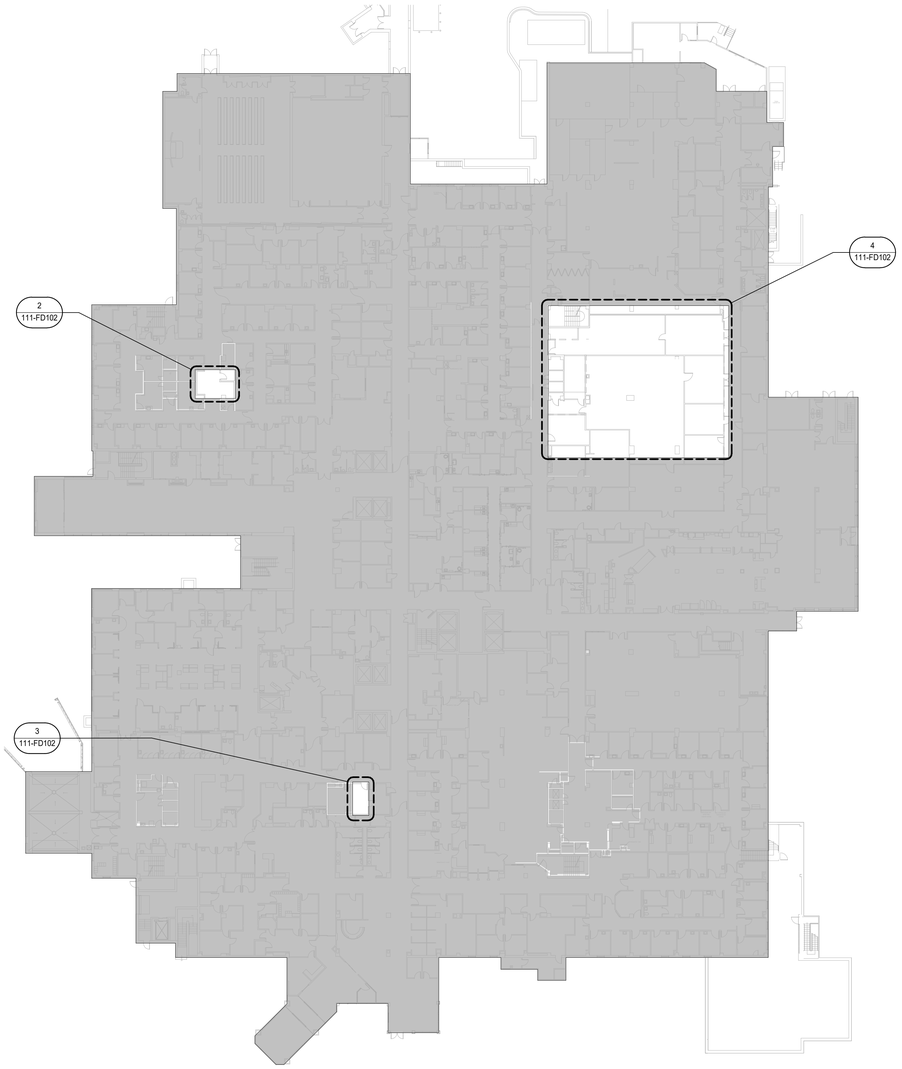

1 BUILDING 111 LEVEL 01 FLOOR PLAN - FIRE PROTECTION DEMOLITION
1" = 30'-0"

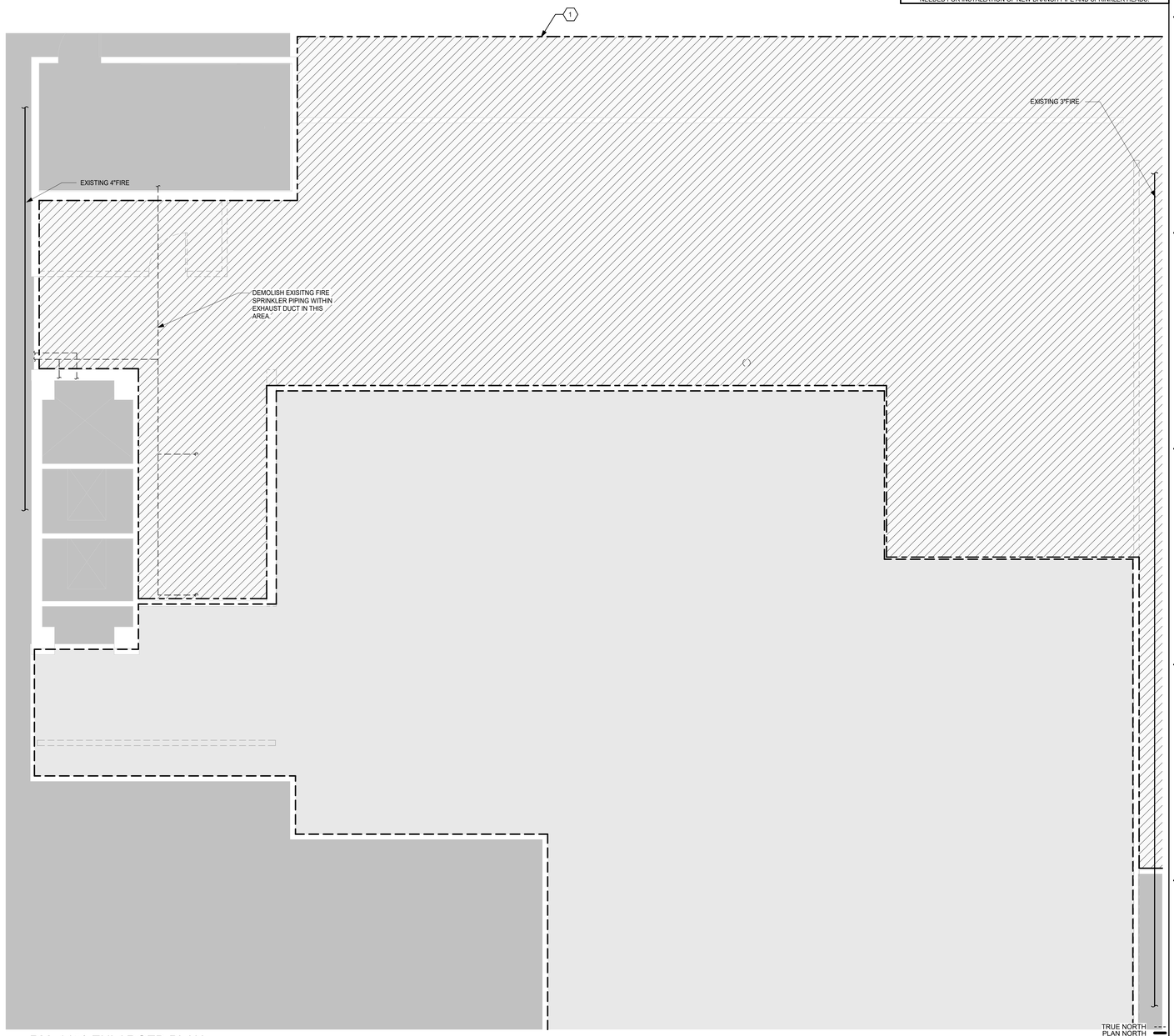

RM. 1456 ENLARGED PLAN - FIRE PROTECTION DEMOLITION
4 1/4" = 1'-0"

TIER PLAN LEGEND

- TIER 1 FIRE PROTECTION DEMO AREA
- TIER 2 AREA
- AREA NOT IN CONTRACT

KEY NOTES

1. AREA SHOWN CROSS-HATCHED INDICATES SCOPE OF FIRE SPRINKLER DEMOLITION WORK. COORDINATE SYSTEM SHUT DOWN, FIRE WATCH, AND DEMOLITION WITH NFPA REQUIREMENTS AND VA SITE REQUIREMENTS. REMOVE EXISTING SPRINKLER HEADS, FITTINGS, AND SHORT SECTIONS OF PIPE AS NEEDED FOR INSTALLATION OF NEW BRANCH PIPE AND SPRINKLER HEADS.

Graphic Scale : 1/16" = 1'-0"
Graphic Scale : 1/8" = 1'-0"
Graphic Scale : 3/32" = 1'-0"
Graphic Scale : 1/4" = 1'-0"
Graphic Scale : 3/16" = 1'-0"
Graphic Scale : 1/2" = 1'-0"
Graphic Scale : 3/4" = 1'-0"
Graphic Scale : 1" = 1'-0"
Graphic Scale : 1 1/2" = 1'-0"

Revisions:	Date:

CONSULTANT

IMEG
15 SUNNEN DR SUITE 104
SAINT LOUIS, MO 63143
314.645.1132 FAX: 314.645.1173
www.imegcorp.com # 17002665.02

ARCHITECT/ENGINEER OF RECORD

Romanyk Consulting
Focusing on what matters
Romanyk Consulting Corp. www.romanykconsulting.com
3308 Preston Road, Suite 350-164, Plano, Texas 75093

STAMP

WISCONSIN 9/5/25 ARCO G. WIECZOREK #42666-6 SWISHER IOWA PROFESSIONAL ENGINEER

Office of Construction and Facilities Management
VA U.S. Department of Veterans Affairs

Drawing Title: BUILDING 111 LEVEL 01 - FIRE PROTECTION DEMOLITION PLAN	Phase: FINAL BID DOCUMENTS	Project Title: EHRM INFRASTRUCTURE UPGRADES – MILWAUKEE, WI	Project Number: 695-21-700
			Building Number: 111
Approved:	Sprinklered: FULLY SPRINKLERED	Location: 5000 W. NATIONAL AVENUE MILWAUKEE, WI	Drawing Number: 111-FD102
		Issue Date: SEPTEMBER 5, 2025 / Checked: AW / Drawn: DAW	

VA FORM 08 - 6231

Autodesk Docs://OCFM East - Milwaukee EHRM (R24)/Consolidated Model (R24).rvt
8/30/2025 9:56:16 AM

KEY NOTES

1. AREA SHOWN CROSS-HATCHED INDICATES SCOPE OF FIRE SPRINKLER DEMOLITION WORK. COORDINATE SYSTEM SHUT DOWN, FIRE WATCH, AND DEMOLITION WITH NFPA REQUIREMENTS AND VA SITE REQUIREMENTS. REMOVE EXISTING SPRINKLER HEADS, FITTINGS, AND SHORT SECTIONS OF PIPE AS NEEDED FOR INSTALLATION OF NEW BRANCH PIPE AND SPRINKLER HEADS.

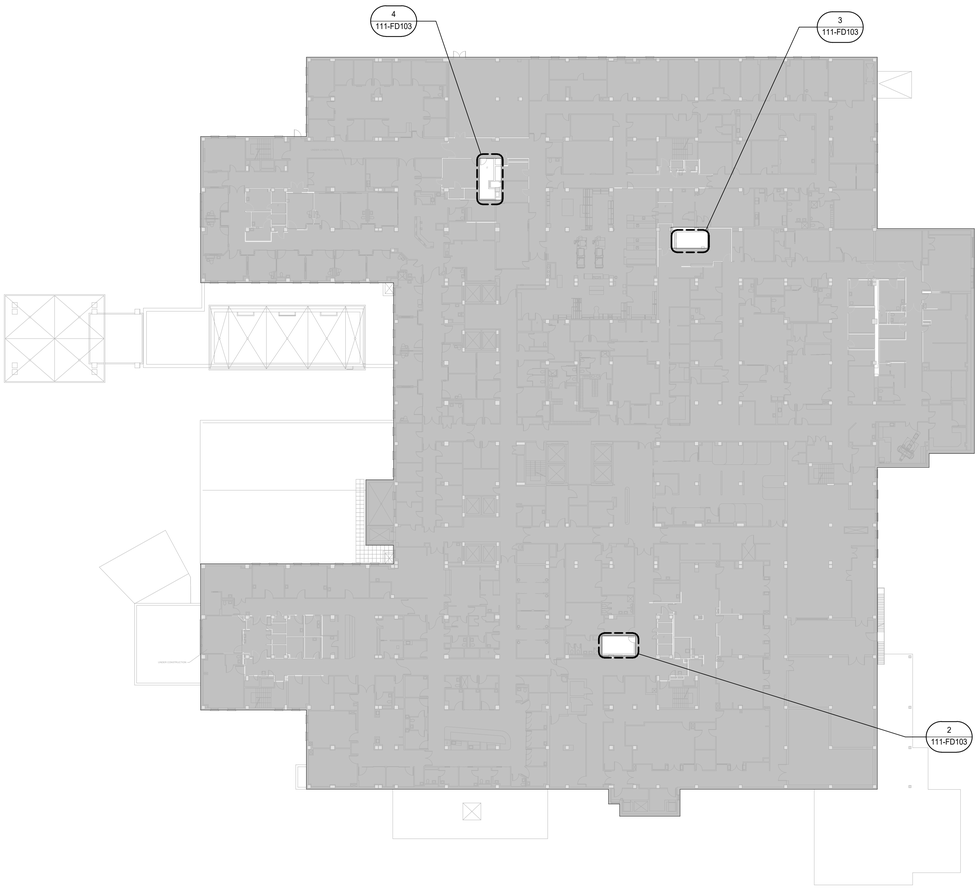

1 BUILDING 111 LEVEL 02 FLOOR PLAN - FIRE PROTECTION DEMOLITION
1" = 30'-0"



2 BUILDING 111 LEVEL 02 RM 2235 ENLARGED PLAN - FIRE PROTECTION DEMOLITION
1/2" = 1'-0"

3 BUILDING 111 LEVEL 02 RM 2428 ENLARGED PLAN - FIRE PROTECTION DEMOLITION
1/2" = 1'-0"

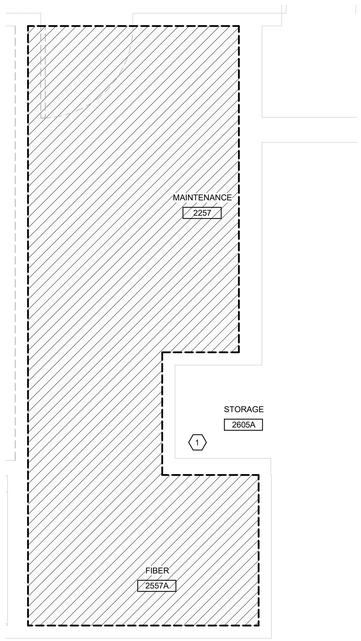

4 BUILDING 111 LEVEL 02 RM 2557 ENLARGED PLAN - FIRE PROTECTION DEMOLITION
1/2" = 1'-0"

TRUE NORTH
PLAN NORTH

0' 15' 30' 60'
Graphic Scale : 1" = 30'-0"

Revisions:	Date:

CONSULTANT

IMEG
15 SUNNEN DR SUITE 104
SAINT LOUIS, MO 63143
314.645.1132 FAX: 314.645.1173
www.imegcorp.com # 17002665.02

ARCHITECT/ENGINEER OF RECORD

Romanyk Consulting
Focusing on what matters
Romanyk Consulting Corp. www.romanykconsulting.com
3308 Preston Road, Suite 350-164, Plano, Texas 75093

STAMP

WISCONSIN 36725 ARIEL G. WIECZOREK #42666-6 SWISHER IOWA PROFESSIONAL ENGINEER

Office of Construction and Facilities Management

VA U.S. Department of Veterans Affairs

Drawing Title BUILDING 111 LEVEL 02 - FIRE PROTECTION DEMOLITION PLAN	**Phase** FINAL BID DOCUMENTS	**Project Title** EHRM INFRASTRUCTURE UPGRADES – MILWAUKEE, WI	**Project Number** 695-21-700
			Building Number 111
Approved:	**Sprinklered** FULLY SPRINKLERED	**Location** 5000 W. NATIONAL AVENUE MILWAUKEE, WI	**Drawing Number** 111-FD103
		Issue Date SEPTEMBER 5, 2025 / **Checked** AW / **Drawn** DAW	

VA FORM 08 - 6231

Autodesk Docs://OCFM East - Milwaukee EHRM (R24)/Consolidated Model (R24).rvt

8/30/2025 9:56:20 AM

KEY NOTES

1. AREA SHOWN CROSS-HATCHED INDICATES SCOPE OF FIRE SPRINKLER DEMOLITION WORK. COORDINATE SYSTEM SHUT DOWN, FIRE WATCH, AND DEMOLITION WITH NFPA REQUIREMENTS AND VA SITE REQUIREMENTS. REMOVE EXISTING SPRINKLER HEADS, FITTINGS, AND SHORT SECTIONS OF PIPE AS NEEDED FOR INSTALLATION OF NEW BRANCH PIPE AND SPRINKLER HEADS.

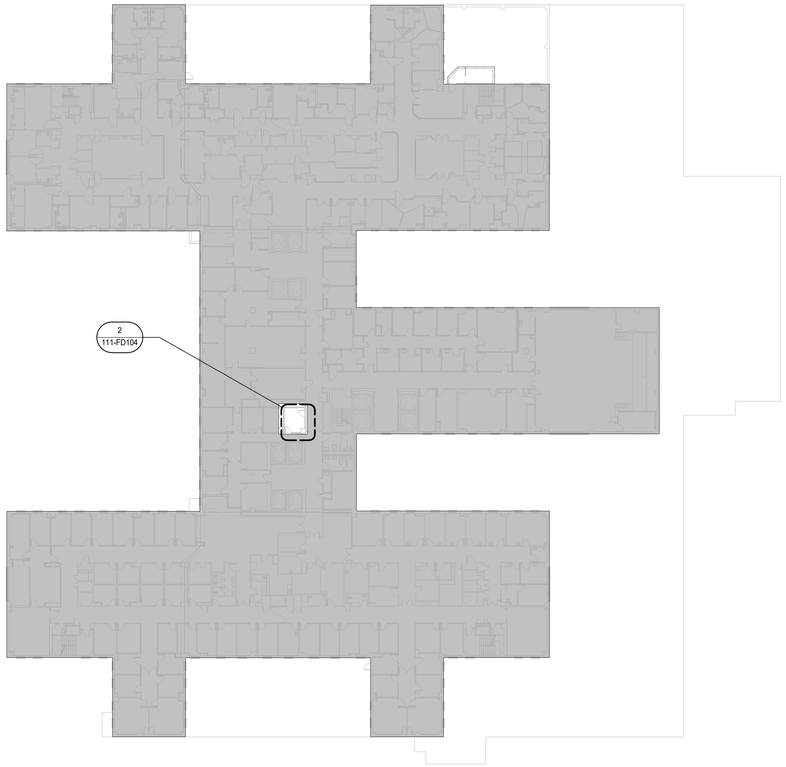

1 BUILDING 111 LEVEL 03 FLOOR PLAN - FIRE PROTECTION DEMOLITION
1" = 30'-0"

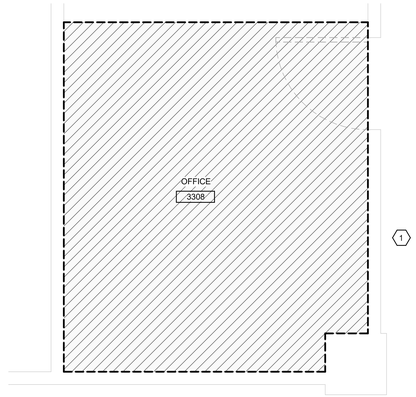

2 RM. 3308 ENLARGED PLAN -FIRE PROTECTION DEMOLITION
1/2" = 1'-0"

TRUE NORTH
PLAN NORTH

0' 15' 30' 60'
Graphic Scale : 1" = 30'-0"

Revisions:	Date:

CONSULTANT

IMEG
15 SUNNEN DR SUITE 104
SAINT LOUIS, MO 63143
314.645.1132 FAX: 314.645.1173
www.imegcorp.com # 17002665.02

ARCHITECT/ENGINEER OF RECORD

Romanyk Consulting
Focusing on what matters
Romanyk Consulting Corp. www.romanykconsulting.com
3308 Preston Road, Suite 350-164, Plano, Texas 75093

STAMP

WISCONSIN
9/5/25
ARED G. WIECZOREK
#42666-6
SWISHER
IOWA
PROFESSIONAL ENGINEER

Office of Construction and Facilities Management

VA U.S. Department of Veterans Affairs

Drawing Title: BUILDING 111 LEVEL 03 - FIRE PROTECTION DEMOLITION PLAN	Phase: FINAL BID DOCUMENTS	Project Title: EHRM INFRASTRUCTURE UPGRADES – MILWAUKEE, WI	Project Number: 695-21-700
Approved:	Sprinklered: FULLY SPRINKLERED	Location: 5000 W. NATIONAL AVENUE MILWAUKEE, WI	Building Number: 111
		Issue Date: SEPTEMBER 5, 2025 / Checked: AW / Drawn: DAW	Drawing Number: 111-FD104

VA FORM 08 - 6231

Autodesk Docs://OCFM East - Milwaukee EHRM (R24)/Consolidated Model (R24).rvt
8/30/2025 9:46:23 AM

KEY NOTES

1. AREA SHOWN CROSS-HATCHED INDICATES SCOPE OF FIRE SPRINKLER DEMOLITION WORK. COORDINATE SYSTEM SHUT DOWN, FIRE WATCH, AND DEMOLITION WITH NFPA REQUIREMENTS AND VA SITE REQUIREMENTS. REMOVE EXISTING SPRINKLER HEADS, FITTINGS, AND SHORT SECTIONS OF PIPE AS NEEDED FOR INSTALLATION OF NEW BRANCH PIPE AND SPRINKLER HEADS.

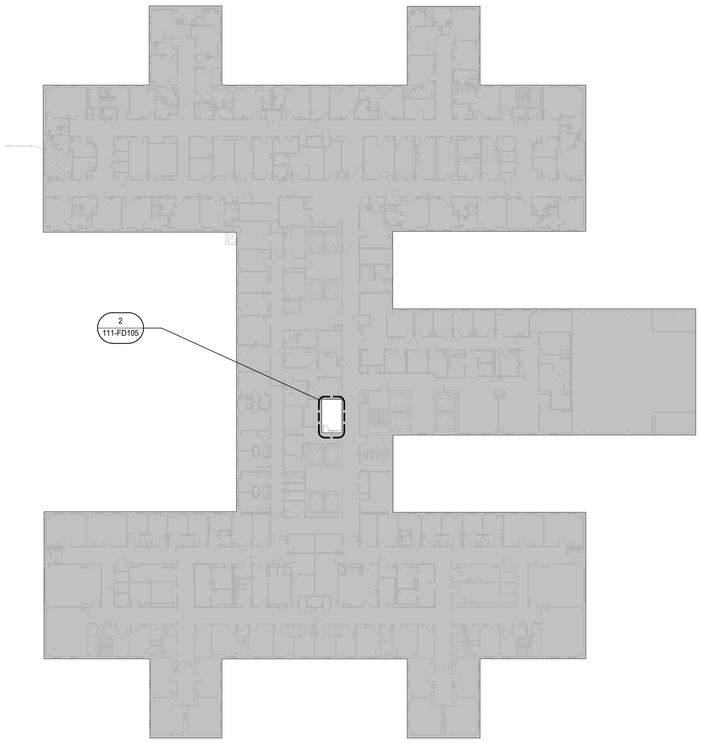

1 BUILDING 111 LEVEL 04 FLOOR PLAN - FIRE PROTECTION DEMOLITION
1" = 30'-0"

2 RM. 4315 ENLARGED PLAN - FIRE PROTECTION DEMOLITION
1/2" = 1'-0"

TRUE NORTH
PLAN NORTH

0' 15' 30' 60'
Graphic Scale : 1" = 30'-0"

Revisions:	Date:

CONSULTANT

IMEG
15 SUNNEN DR SUITE 104
SAINT LOUIS, MO 63143
314.645.1132 FAX: 314.645.1173
www.imegcorp.com # 17002665.02

ARCHITECT/ENGINEER OF RECORD

Romanyk Consulting
Focusing on what matters
Romanyk Consulting Corp. www.romanykconsulting.com
3308 Preston Road, Suite 350-164, Plano, Texas 75093

STAMP

WISCONSIN
9/5/25
ARDO G. WIECZOREK
#42666-6
SWISHER
IOWA
PROFESSIONAL ENGINEER

Office of Construction and Facilities Management

VA U.S. Department of Veterans Affairs

Drawing Title: BUILDING 111 LEVEL 04 - FIRE PROTECTION DEMOLITION PLAN	Phase: FINAL BID DOCUMENTS	Project Title: EHRM INFRASTRUCTURE UPGRADES – MILWAUKEE, WI	Project Number: 695-21-700
			Building Number: 111
Approved:	Sprinklered: FULLY SPRINKLERED	Location: 5000 W. NATIONAL AVENUE MILWAUKEE, WI	Drawing Number: 111-FD105
		Issue Date: SEPTEMBER 5, 2025 / Checked: AW / Drawn: DAW	

Autodesk Docs://OCFM East - Milwaukee EHRM (R24)/Consolidated Model (R24).rvt

8/30/2025 9:46:27 AM

VA FORM 08 - 6231

KEY NOTES

1. AREA SHOWN CROSS-HATCHED INDICATES SCOPE OF FIRE SPRINKLER DEMOLITION WORK. COORDINATE SYSTEM SHUT DOWN, FIRE WATCH, AND DEMOLITION WITH NFPA REQUIREMENTS AND VA SITE REQUIREMENTS. REMOVE EXISTING SPRINKLER HEADS, FITTINGS, AND SHORT SECTIONS OF PIPE AS NEEDED FOR INSTALLATION OF NEW BRANCH PIPE AND SPRINKLER HEADS.

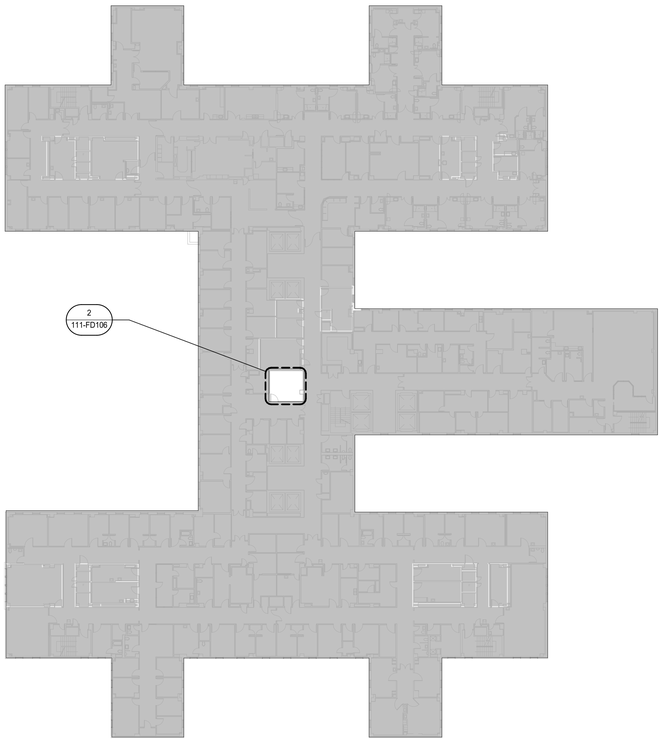

1 BUILDING 111 LEVEL 05 FLOOR PLAN - FIRE PROTECTION DEMOLITION
1" = 30'-0"



2 RM. 5311 ENLARGED PLAN - FIRE PROTECTION DEMOLITION
1/2" = 1'-0"

TRUE NORTH
PLAN NORTH

0' 15' 30' 60'
Graphic Scale : 1" = 30'-0"

Graphic Scale : 1/16" = 1'-0"
Graphic Scale : 1/8" = 1'-0"
Graphic Scale : 3/32" = 1'-0"
Graphic Scale : 1/4" = 1'-0"
Graphic Scale : 3/16" = 1'-0"
Graphic Scale : 1/2" = 1'-0"
Graphic Scale : 3/4" = 1'-0"
Graphic Scale : 1" = 1'-0"
Graphic Scale : 1 1/2" = 1'-0"

Revisions:	Date:

CONSULTANT

IMEG
15 SUNNEN DR SUITE 104
SAINT LOUIS, MO 63143
314.645.1132 FAX: 314.645.1173
www.imegcorp.com # 17002665.02

ARCHITECT/ENGINEER OF RECORD

Romanyk Consulting
Focusing on what matters
Romanyk Consulting Corp. www.romanykconsulting.com
3308 Preston Road, Suite 350-164, Plano, Texas 75093

STAMP

WISCONSIN
9/5/25
ARCO G. WIECZOREK
#42666-6
SWISHER
IOWA
PROFESSIONAL ENGINEER

Office of Construction and Facilities Management

VA | U.S. Department of Veterans Affairs

Drawing Title: BUILDING 111 LEVEL 05 - FIRE PROTECTION DEMOLITION PLAN	Phase: FINAL BID DOCUMENTS	Project Title: EHRM INFRASTRUCTURE UPGRADES – MILWAUKEE, WI	Project Number: 695-21-700
			Building Number: 111
Approved:	Sprinklered: FULLY SPRINKLERED	Location: 5000 W. NATIONAL AVENUE MILWAUKEE, WI	Drawing Number: 111-FD106
		Issue Date: SEPTEMBER 5, 2025 / Checked: AW / Drawn: DAW	

VA FORM 08 - 6231

Autodesk Docs://OCFM East - Milwaukee EHRM (R24)/Consolidated Model (R24).rvt
8/30/2025 9:46:30 AM

KEY NOTES

1. AREA SHOWN CROSS-HATCHED INDICATES SCOPE OF FIRE SPRINKLER DEMOLITION WORK. COORDINATE SYSTEM SHUT DOWN, FIRE WATCH, AND DEMOLITION WITH NFPA REQUIREMENTS AND VA SITE REQUIREMENTS. REMOVE EXISTING SPRINKLER HEADS, FITTINGS, AND SHORT SECTIONS OF PIPE AS NEEDED FOR INSTALLATION OF NEW BRANCH PIPE AND SPRINKLER HEADS.

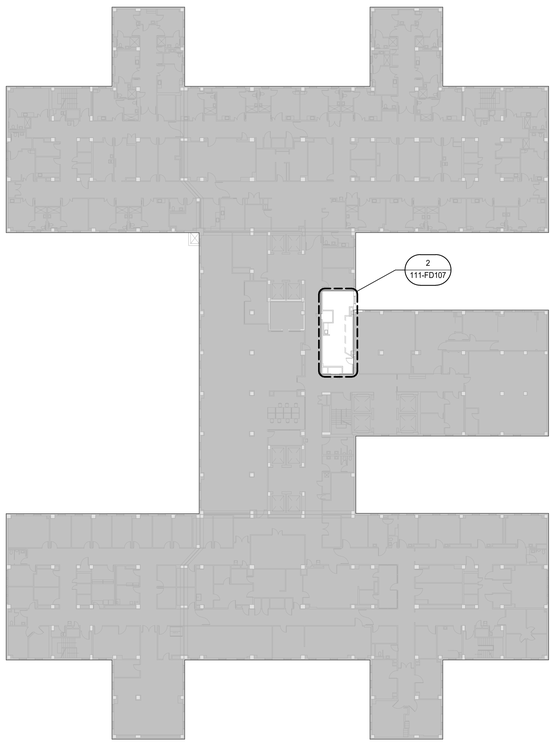

1 BUILDING 111 LEVEL 06 FLOOR PLAN - FIRE PROTECTION DEMOLITION
1" = 30'-0"

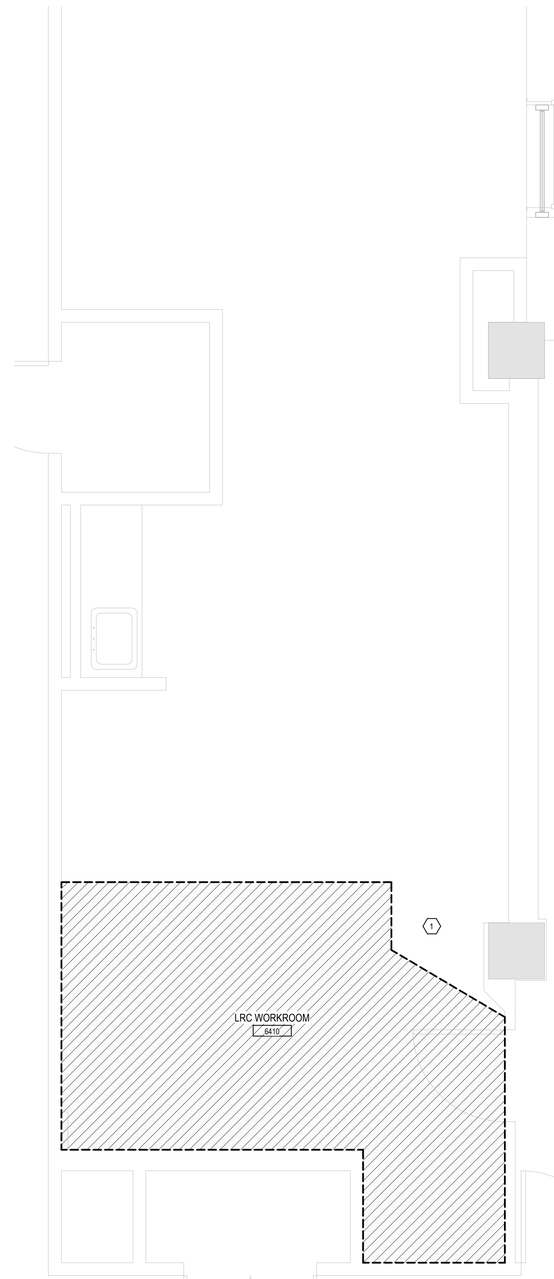

2 RM. 6410A ENLARGED PLAN -FIRE PROTECTION DEMOLITION
1/2" = 1'-0"

TRUE NORTH
PLAN NORTH

0' 15' 30' 60'
Graphic Scale : 1" = 30'-0"

Graphic Scale : 1/16" = 1'-0" (0' 8' 16' 32')
Graphic Scale : 1/8" = 1'-0" (0' 4' 8' 16')
Graphic Scale : 3/32" = 1'-0" (0' 4" 8" 1' 2')
Graphic Scale : 1/4" = 1'-0" (0' 1' 2' 4')
Graphic Scale : 3/16" = 1'-0" (0' 1' 3' 6' 12')
Graphic Scale : 1/2" = 1'-0" (0' 1' 2' 4')
Graphic Scale : 3/4" = 1'-0" (0' 6" 1' 2')
Graphic Scale : 1" = 1'-0" (0' 6" 1' 2')
Graphic Scale : 1 1/2" = 1'-0" (0' 3" 6" 1' 1' 6")

Revisions:	Date:

CONSULTANT

IMEG
15 SUNNEN DR SUITE 104
SAINT LOUIS, MO 63143
314.645.1132 FAX: 314.645.1173
www.imegcorp.com # 17002665.02

ARCHITECT/ENGINEER OF RECORD

Romanyk Consulting
Focusing on what matters
Romanyk Consulting Corp. www.romanykconsulting.com
3308 Preston Road, Suite 350-164, Plano, Texas 75093

STAMP

WISCONSIN 42666 AREG G. WIECZOREK #42666-6 SWISHER IOWA PROFESSIONAL ENGINEER

Office of Construction and Facilities Management

VA U.S. Department of Veterans Affairs

Drawing Title: BUILDING 111 LEVEL 06 - FIRE PROTECTION DEMOLITION PLAN	Phase: FINAL BID DOCUMENTS	Project Title: EHRM INFRASTRUCTURE UPGRADES – MILWAUKEE, WI	Project Number: 695-21-700
			Building Number: 111
Approved:	Sprinklered: FULLY SPRINKLERED	Location: 5000 W. NATIONAL AVENUE MILWAUKEE, WI	Drawing Number: 111-FD107
		Issue Date: SEPTEMBER 5, 2025 / Checked: AW / Drawn: DAW	

VA FORM 08 - 6231

Autodesk Docs://OCFM East - Milwaukee EHRM (R24)/Consolidated Model (R24).rvt
8/20/2025 9:56:33 AM

KEY NOTES

1. AREA SHOWN CROSS-HATCHED INDICATES SCOPE OF FIRE SPRINKLER DEMOLITION WORK. COORDINATE SYSTEM SHUT DOWN, FIRE WATCH, AND DEMOLITION WITH NFPA REQUIREMENTS AND VA SITE REQUIREMENTS. REMOVE EXISTING SPRINKLER HEADS, FITTINGS, AND SHORT SECTIONS OF PIPE AS NEEDED FOR INSTALLATION OF NEW BRANCH PIPE AND SPRINKLER HEADS.

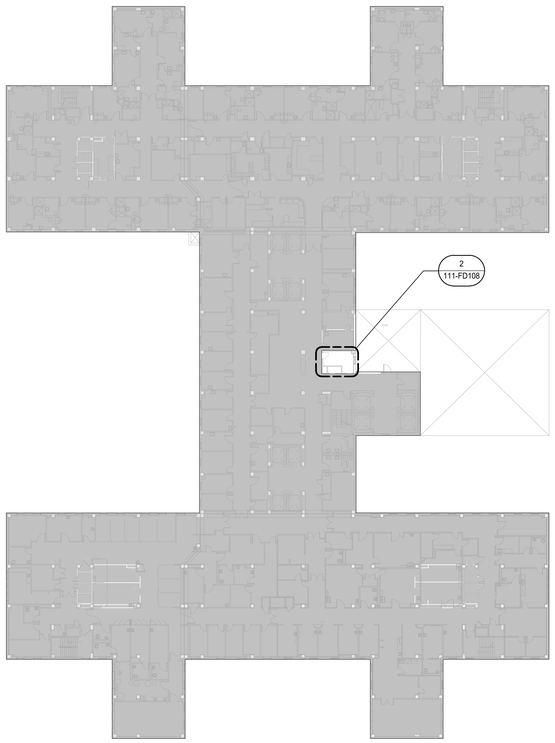

1 BUILDING 111 LEVEL 07 FLOOR PLAN - FIRE PROTECTION DEMOLITION
1" = 30'-0"

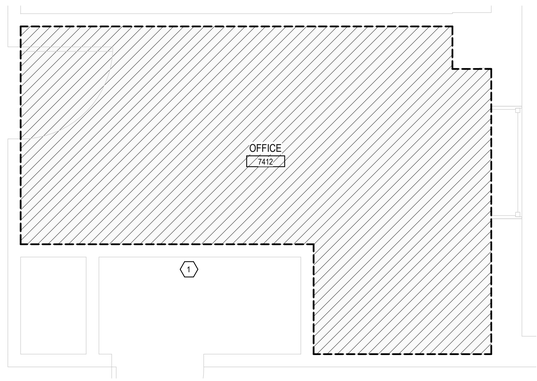

2 RM. 7412 ENLARGED PLAN - FIRE PROTECTION DEMOLITION
1/2" = 1'-0"

TRUE NORTH
PLAN NORTH

0' 15' 30' 60'
Graphic Scale : 1" = 30'-0"

Revisions:	Date:

CONSULTANT

IMEG
15 SUNNEN DR SUITE 104
SAINT LOUIS, MO 63143
314.645.1132 FAX: 314.645.1173
www.imegcorp.com # 17002665.02

ARCHITECT/ENGINEER OF RECORD

Romanyk Consulting
Focusing on what matters
Romanyk Consulting Corp. www.romanykconsulting.com
3308 Preston Road, Suite 350-164, Plano, Texas 75093

STAMP
WISCONSIN
9/5/25
ARED G. WIECZOREK
#42666-6
SWISHER
IOWA
PROFESSIONAL ENGINEER

Office of Construction and Facilities Management

VA U.S. Department of Veterans Affairs

Drawing Title: BUILDING 111 LEVEL 07 - FIRE PROTECTION DEMOLITION PLAN	Phase: FINAL BID DOCUMENTS	Project Title: EHRM INFRASTRUCTURE UPGRADES – MILWAUKEE, WI	Project Number: 695-21-700
Approved:	Sprinklered: FULLY SPRINKLERED	Location: 5000 W. NATIONAL AVENUE MILWAUKEE, WI	Building Number: 111
		Issue Date: SEPTEMBER 5, 2025 / Checked: AW / Drawn: DAW	Drawing Number: 111-FD108

VA FORM 08 - 6231

Autodesk Docs://OCFM East - Milwaukee EHRM (R24)/Consolidated Model (R24).rvt

8/30/2025 9:46:39 AM

Graphic Scale : 1/16" = 1'-0"
Graphic Scale : 1/8" = 1'-0"
Graphic Scale : 3/32" = 1'-0"
Graphic Scale : 1/4" = 1'-0"
Graphic Scale : 3/16" = 1'-0"
Graphic Scale : 1/2" = 1'-0"
Graphic Scale : 3/4" = 1'-0"
Graphic Scale : 1" = 1'-0"
Graphic Scale : 1 1/2" = 1'-0"

KEY NOTES

1. AREA SHOWN CROSS-HATCHED INDICATES SCOPE OF FIRE SPRINKLER DEMOLITION WORK. COORDINATE SYSTEM SHUT DOWN, FIRE WATCH, AND DEMOLITION WITH NFPA REQUIREMENTS AND VA SITE REQUIREMENTS. REMOVE EXISTING SPRINKLER HEADS, FITTINGS, AND SHORT SECTIONS OF PIPE AS NEEDED FOR INSTALLATION OF NEW BRANCH PIPE AND SPRINKLER HEADS.

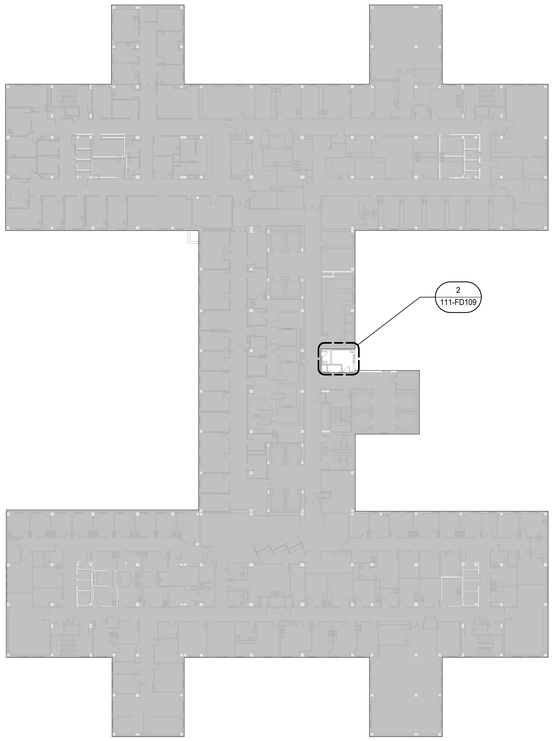

1 BUILDING 111 LEVEL 08 FLOOR PLAN - FIRE PROTECTION DEMOLITION
1" = 30'-0"

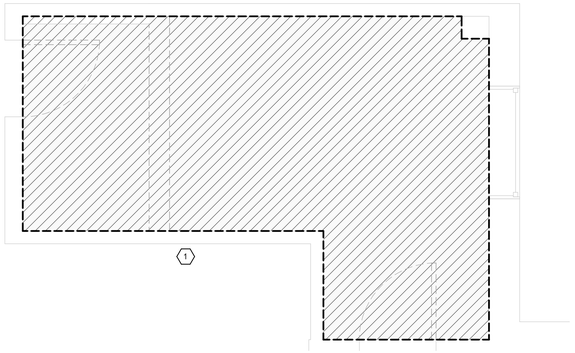

2 RM. 8409 ENLARGED PLAN - FIRE PROTECTION DEMOLITION
1/2" = 1'-0"

TRUE NORTH
PLAN NORTH

0' 15' 30' 60'
Graphic Scale : 1" = 30'-0"

Revisions:	Date:

CONSULTANT

IMEG
15 SUNNEN DR SUITE 104
SAINT LOUIS, MO 63143
314.645.1132 FAX: 314.645.1173
www.imegcorp.com # 17002665.02

ARCHITECT/ENGINEER OF RECORD

Romanyk Consulting
Focusing on what matters
Romanyk Consulting Corp. www.romanykconsulting.com
3308 Preston Road, Suite 350-164, Plano, Texas 75093

STAMP

WISCONSIN
9/5/25
ARDO G. WIECZOREK
#42666-6
SWISHER
IOWA
PROFESSIONAL ENGINEER

Office of Construction and Facilities Management

VA U.S. Department of Veterans Affairs

Drawing Title: BUILDING 111 LEVEL 08 - FIRE PROTECTION DEMOLITION PLAN	Phase: FINAL BID DOCUMENTS	Project Title: EHRM INFRASTRUCTURE UPGRADES – MILWAUKEE, WI	Project Number: 695-21-700
			Building Number: 111
Approved:	Sprinklered: FULLY SPRINKLERED	Location: 5000 W. NATIONAL AVENUE MILWAUKEE, WI	Drawing Number: 111-FD109
		Issue Date: SEPTEMBER 5, 2025 / Checked: AW / Drawn: DAW	

Graphic Scale : 3/32" = 1'-0"
Graphic Scale : 1/4" = 1'-0"
Graphic Scale : 3/16" = 1'-0"
Graphic Scale : 1/2" = 1'-0"
Graphic Scale : 3/4" = 1'-0"
Graphic Scale : 1" = 1'-0"
Graphic Scale : 1 1/2" = 1'-0"
Graphic Scale : 1/16" = 1'-0"
Graphic Scale : 1/8" = 1'-0"

Autodesk Docs://OCFM East - Milwaukee EHRM (R24)/Consolidated Model (R24).rvt
8/30/2025 9:36:43 AM

VA FORM 08 - 6231

KEY NOTES

1. AREA SHOWN CROSS-HATCHED INDICATES SCOPE OF FIRE SPRINKLER DEMOLITION WORK. COORDINATE SYSTEM SHUT DOWN, FIRE WATCH, AND DEMOLITION WITH NFPA REQUIREMENTS AND VA SITE REQUIREMENTS. REMOVE EXISTING SPRINKLER HEADS, FITTINGS, AND SHORT SECTIONS OF PIPE AS NEEDED FOR INSTALLATION OF NEW BRANCH PIPE AND SPRINKLER HEADS.

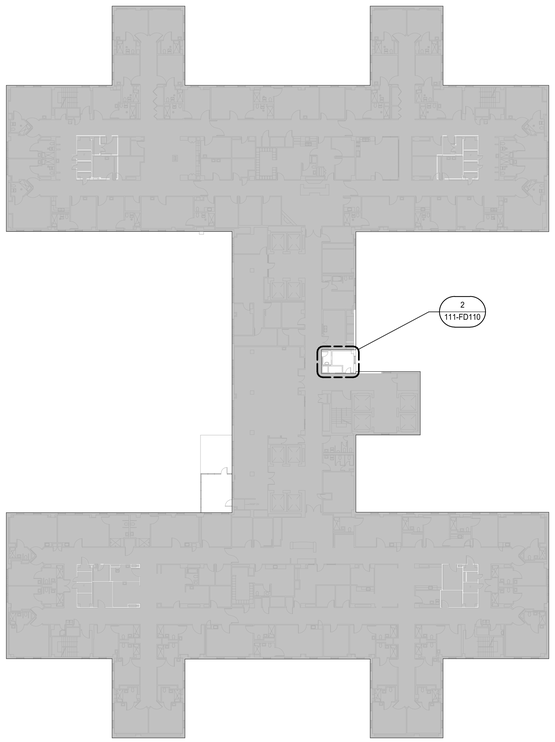

1 BUILDING 111 LEVEL 09 FLOOR PLAN - FIRE PROTECTION DEMOLITION
1" = 30'-0"

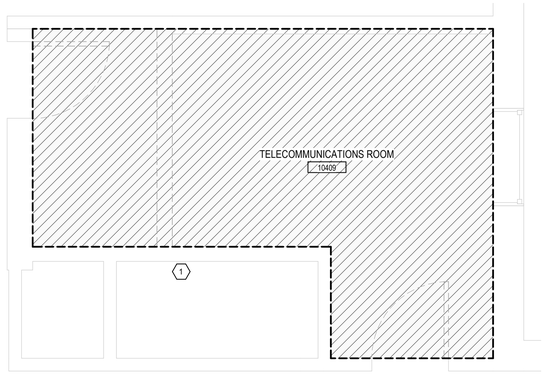

2 RM. 9409 ENLARGED PLAN - FIRE PROTECTION DEMOLITION
1/2" = 1'-0"

TRUE NORTH
PLAN NORTH

0' 15' 30' 60'
Graphic Scale : 1" = 30'-0"

Revisions:	Date:

CONSULTANT

IMEG
15 SUNNEN DR SUITE 104
SAINT LOUIS, MO 63143
314.645.1132 FAX: 314.645.1173
www.imegcorp.com # 17002665.02

ARCHITECT/ENGINEER OF RECORD

Romanyk Consulting
Focusing on what matters
Romanyk Consulting Corp. www.romanykconsulting.com
3308 Preston Road, Suite 350-164, Plano, Texas 75093

STAMP

WISCONSIN 9/5/25 AREO G. WIECZOREK #42666-6 SWISHER IOWA PROFESSIONAL ENGINEER

Office of Construction and Facilities Management

VA U.S. Department of Veterans Affairs

Drawing Title: BUILDING 111 LEVEL 09 - FIRE PROTECTION DEMOLITION PLAN	Phase: FINAL BID DOCUMENTS	Project Title: EHRM INFRASTRUCTURE UPGRADES – MILWAUKEE, WI		Project Number: 695-21-700
Approved:	Sprinklered: FULLY SPRINKLERED	Location: 5000 W. NATIONAL AVENUE MILWAUKEE, WI		Building Number: 111
		Issue Date: SEPTEMBER 5, 2025	Checked: AW / Drawn: DAW	Drawing Number: 111-FD110

VA FORM 08 - 6231

Autodesk Docs://OCFM East - Milwaukee EHRM (R24)/Consolidated Model (R24).rvt

8/30/2025 9:46:46 AM

KEY NOTES

1. AREA SHOWN CROSS-HATCHED INDICATES SCOPE OF FIRE SPRINKLER DEMOLITION WORK. COORDINATE SYSTEM SHUT DOWN, FIRE WATCH, AND DEMOLITION WITH NFPA REQUIREMENTS AND VA SITE REQUIREMENTS. REMOVE EXISTING SPRINKLER HEADS, FITTINGS, AND SHORT SECTIONS OF PIPE AS NEEDED FOR INSTALLATION OF NEW BRANCH PIPE AND SPRINKLER HEADS.

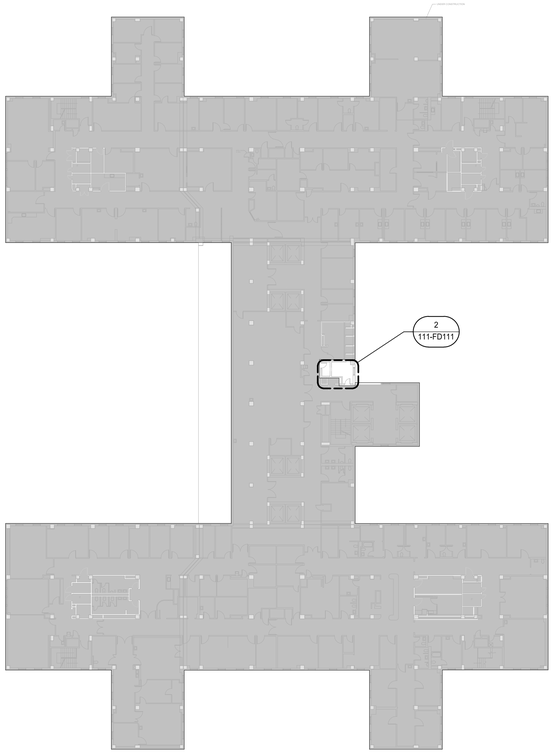

1 BUILDING 111 LEVEL 10 FLOOR PLAN - FIRE PROTECTION DEMOLITION
1" = 30'-0"

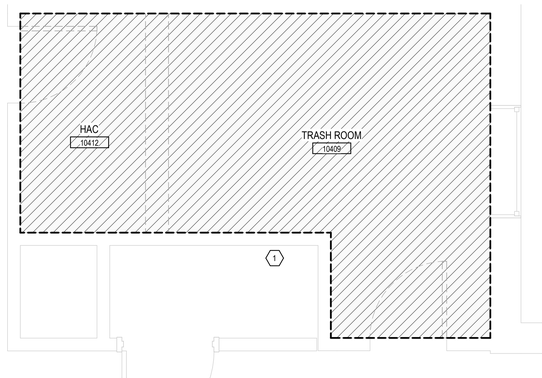

2 RM. 10409 ENLARGED PLAN - FIRE PROTECTION DEMOLITION
1/2" = 1'-0"

TRUE NORTH
PLAN NORTH

0' 15' 30' 60'
Graphic Scale : 1" = 30'-0"

Revisions:	Date:

CONSULTANT

IMEG
15 SUNNEN DR SUITE 104
SAINT LOUIS, MO 63143
314.645.1132 FAX: 314.645.1173
www.imegcorp.com # 17002665.02

ARCHITECT/ENGINEER OF RECORD

Romanyk Consulting
Focusing on what matters
Romanyk Consulting Corp. www.romanykconsulting.com
3308 Preston Road, Suite 350-164, Plano, Texas 75093

STAMP

WISCONSIN
9/5/25
ARED G. WIECZOREK
#42666-6
SWISHER
IOWA
PROFESSIONAL ENGINEER

Office of Construction and Facilities Management

VA U.S. Department of Veterans Affairs

Drawing Title: BUILDING 111 LEVEL 10 - FIRE PROTECTION DEMOLITION PLAN	Phase: FINAL BID DOCUMENTS	Project Title: EHRM INFRASTRUCTURE UPGRADES – MILWAUKEE, WI	Project Number: 695-21-700
Approved:	Sprinklered: FULLY SPRINKLERED	Location: 5000 W. NATIONAL AVENUE MILWAUKEE, WI	Building Number: 111
		Issue Date: SEPTEMBER 5, 2025 / Checked: AW / Drawn: DAW	Drawing Number: 111-FD111

VA FORM 08 - 6231

Autodesk Docs://OCFM East - Milwaukee EHRM (R24)/Consolidated Model (R24).rvt

8/30/2025 9:56:49 AM

Graphic Scale : 1/16" = 1'-0"
Graphic Scale : 1/8" = 1'-0"
Graphic Scale : 3/32" = 1'-0"
Graphic Scale : 1/4" = 1'-0"
Graphic Scale : 3/16" = 1'-0"
Graphic Scale : 1/2" = 1'-0"
Graphic Scale : 3/4" = 1'-0"
Graphic Scale : 1" = 1'-0"
Graphic Scale : 1 1/2" = 1'-0"