KEY NOTES

1. ROUTE 3/4" CONDENSATE DRAIN TO EXISTING FLOOR DRAIN.
2. EXISTING FLOOR DRAIN.

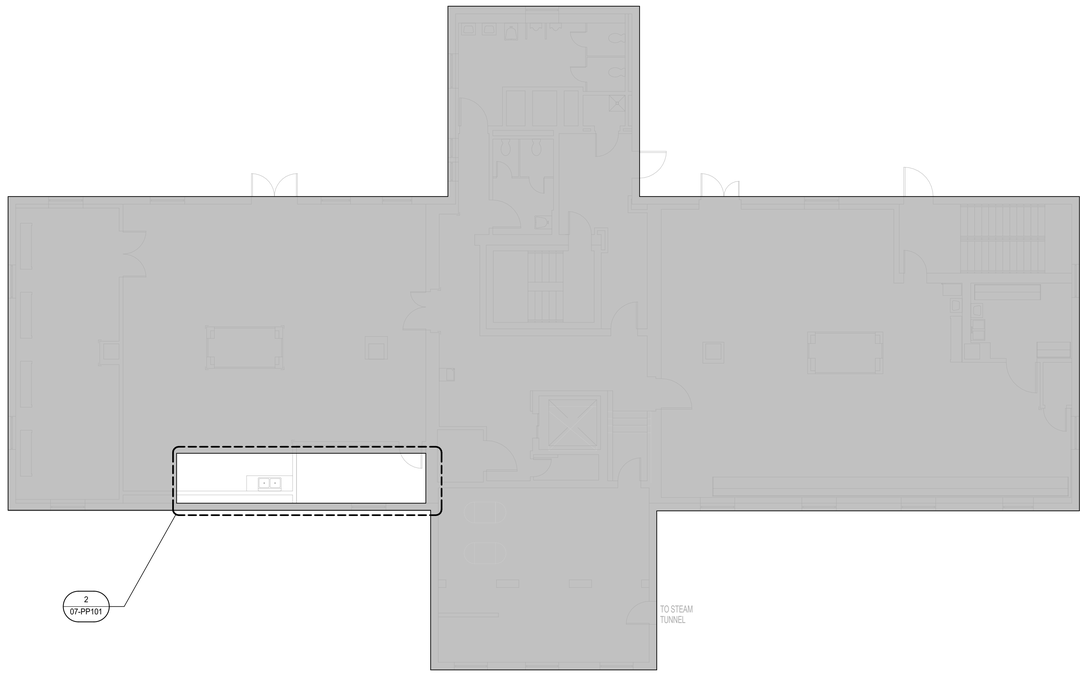

1 BUILDING 07 BASEMENT PLAN - PLUMBING
1/8" = 1'-0"

2 ENLARGED PLAN - PLUMBING
1/2" = 1'-0"

TRUE NORTH
PLAN NORTH

Revisions:	Date:

CONSULTANT

IMEG
15 SUNNEN DR SUITE 104
SAINT LOUIS, MO 63143
314.645.1132 FAX: 314.645.1173
www.imegcorp.com **# 17002665.02**

ARCHITECT/ENGINEER OF RECORD

Romanyk Consulting
Focusing on what matters
Romanyk Consulting Corp. www.romanykconsulting.com
3308 Preston Road, Suite 350-164, Plano, Texas 75093

STAMP

WISCONSIN
36725
ANDREW G. WIECZOREK
#42666-6
SWISHER
IOWA
PROFESSIONAL ENGINEER

Office of Construction and Facilities Management

VA U.S. Department of Veterans Affairs

Drawing Title BUILDING 07 BASEMENT - PLUMBING FLOOR PLAN	**Phase** FINAL BID DOCUMENTS
Approved:	**Sprinklered** FULLY SPRINKLERED

Project Title EHRM INFRASTRUCTURE UPGRADES – MILWAUKEE, WI
Location 5000 W. NATIONAL AVENUE MILWAUKEE, WI
Issue Date SEPTEMBER 5, 2025 | **Checked** AW | **Drawn** DAW

Project Number 695-21-700
Building Number 07
Drawing Number 07-PP101

Graphic Scale - 3/16" = 1'-0" (0' 1' 3' 6' 12')
Graphic Scale - 1/16" = 1'-0" (0' 4' 8' 16')
Graphic Scale - 3/32" = 1'-0" (0' 4" 8" 1' 2')
Graphic Scale - 1/4" = 1'-0" (0' 1' 2' 4')
Graphic Scale - 1/2" = 1'-0" (0' 1' 2' 4')
Graphic Scale - 3/4" = 1'-0" (0' 6" 1' 2')
Graphic Scale - 1" = 1'-0" (0' 6" 1' 2')
Graphic Scale - 1 1/2" = 1'-0" (0' 3" 6" 1' 1' 6")

Autodesk Docs://OCFM East - Milwaukee EHRM (R24)/Consolidated Model (R24).rvt
8/30/2025 10:17:30 AM

VA FORM 08 - 6231

KEY NOTES

1. ROUTE 3/4" CONDENSATE DRAIN TO EXTERIOR AND DRAIN TO GRADE. PROVIDE SPLASH BLOCK AT DISCHARGE.



2 RM. 20-1-030 ENLARGED PLUMBING PLAN
1/2" = 1'-0"

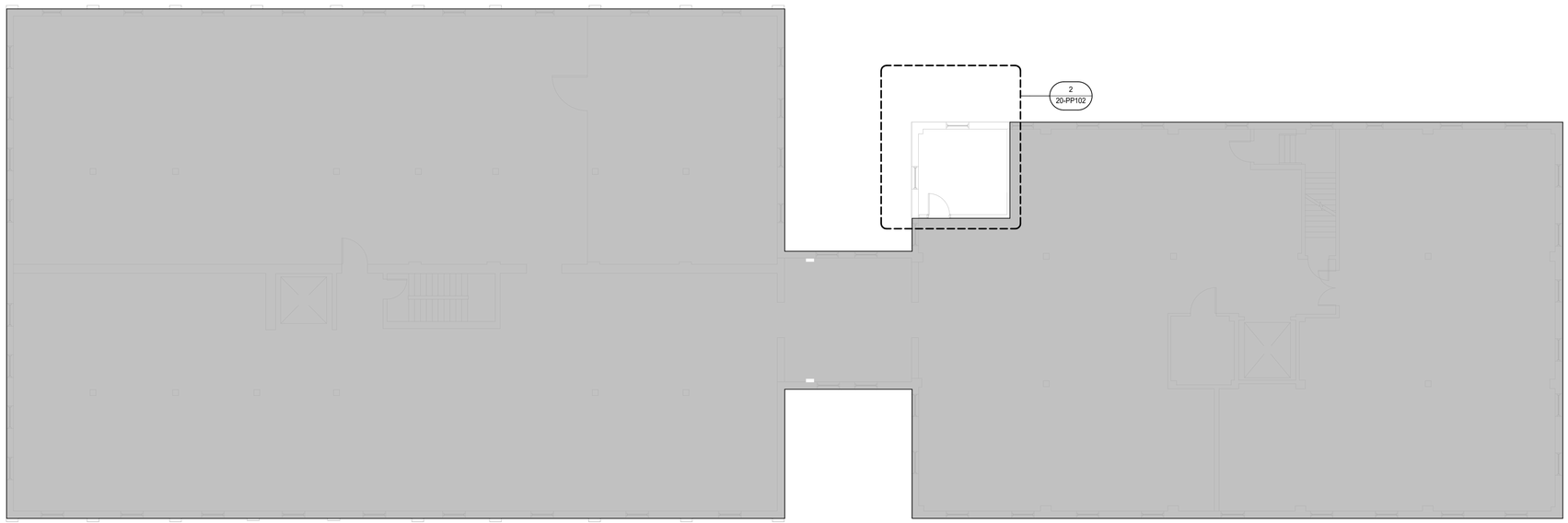

1 SECOND FLOOR PLUMBING PLAN
1/8" = 1'-0"

TRUE NORTH
PLAN NORTH

Revisions:	Date:

CONSULTANT

IMEG
15 SUNNEN DR SUITE 104
SAINT LOUIS, MO 63143
314.645.1132 FAX: 314.645.1173
www.imegcorp.com **# 17002665.02**

ARCHITECT/ENGINEER OF RECORD

Romanyk Consulting
Focusing on what matters
Romanyk Consulting Corp. www.romanykconsulting.com
3308 Preston Road, Suite 350-164, Plano, Texas 75093

STAMP

WISCONSIN 39525 ARCO G. WIECZOREK #42666-6 SWISHER IOWA PROFESSIONAL ENGINEER

Office of Construction and Facilities Management
VA U.S. Department of Veterans Affairs

Drawing Title BLDG 20 SECOND FLOOR PLUMBING PLANS	**Phase** FINAL BID DOCUMENTS	**Project Title** EHRM INFRASTRUCTURE UPGRADES – MILWAUKEE, WI	**Project Number** 695-21-700
Approved:	**Sprinklered**	**Location** 5000 W. NATIONAL AVENUE MILWAUKEE, WI	**Building Number** 20
		Issue Date SEPTEMBER 5, 2025 / **Checked** AGW / **Drawn** HWG	**Drawing Number** 20-PP102

Graphic Scale - 3/16" = 1'-0" (0' 3' 6' 1' 12')
Graphic Scale - 1/2" = 1'-0" (0' 1' 2' 4')
Graphic Scale - 3/4" = 1'-0" (0' 6" 1' 2')
Graphic Scale - 1" = 1'-0" (0' 6" 1' 2')
Graphic Scale - 1 1/2" = 1'-0" (0' 3" 6" 1' 1' 6")
Graphic Scale - 1/16" = 1'-0" (0' 8' 16' 32')
Graphic Scale - 1/8" = 1'-0" (0' 4' 8' 16')
Graphic Scale - 3/32" = 1'-0" (0' 4" 8" 1' 2')
Graphic Scale - 1/4" = 1'-0" (0' 1' 2' 4')

Autodesk Docs://OCFM East - Milwaukee EHRM (R24)/Consolidated Model (R24).rvt
8/30/2025 10:17:33 AM

KEY NOTES

1. THERE ARE NO PLUMBING SYSTEMS IN THIS AREA TO BE DEMOLISHED.
2. EXISTING HUB DRAIN TO REMAIN.

RESERVED FOR EHRM PROJECT

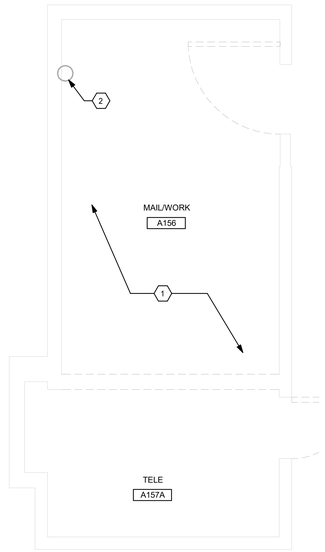

2 ENLARGED PLAN - PLUMBING DEMOLITION
1/2" = 1'-0"

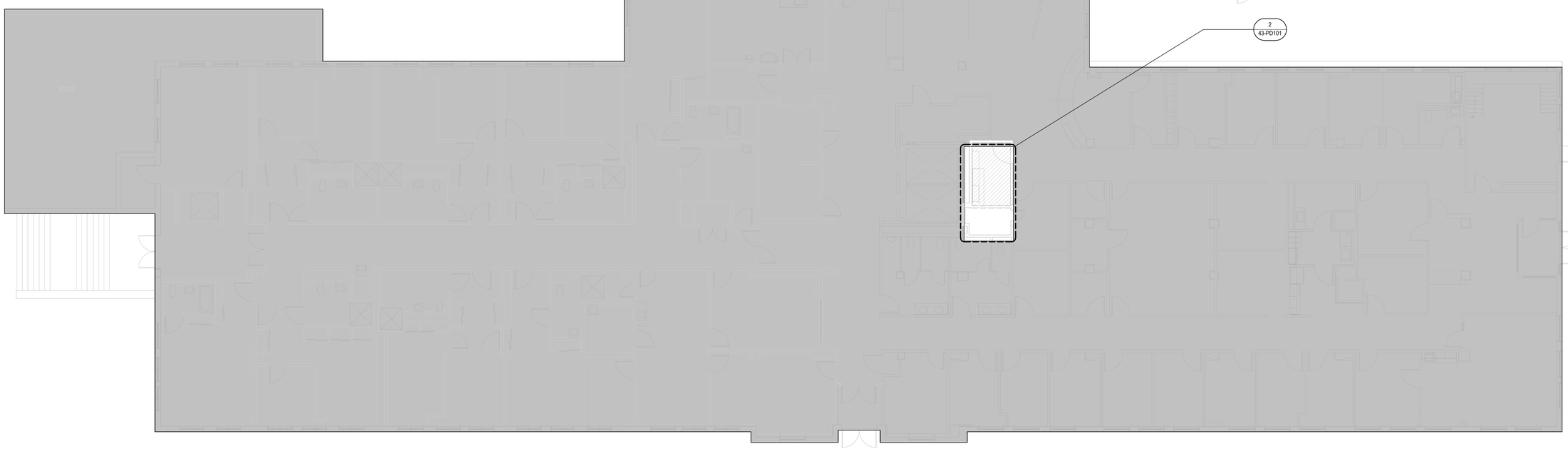

1 BUILDING 43 LEVEL 01 FLOOR PLAN - PLUMBING DEMOLITION
1/8" = 1'-0"

TRUE NORTH
PLAN NORTH

Graphic Scale: 1/16" = 1'-0"
Graphic Scale: 1/8" = 1'-0"
Graphic Scale: 3/32" = 1'-0"
Graphic Scale: 1/4" = 1'-0"
Graphic Scale: 3/16" = 1'-0"
Graphic Scale: 1/2" = 1'-0"
Graphic Scale: 3/4" = 1'-0"
Graphic Scale: 1" = 1'-0"
Graphic Scale: 1 1/2" = 1'-0"

Revisions:	Date:

CONSULTANT

IMEG
15 SUNNEN DR SUITE 104
SAINT LOUIS, MO 63143
314.645.1132 FAX: 314.645.1173
www.imegcorp.com **# 17002665.02**

ARCHITECT/ENGINEER OF RECORD

Romanyk Consulting
Focusing on what matters
Romanyk Consulting Corp. www.romanykconsulting.com
3308 Preston Road, Suite 350-164, Plano, Texas 75093

STAMP

WISCONSIN 36525 ARED G. WIECZOREK E-42666-6 SWISHER IOWA PROFESSIONAL ENGINEER

Office of Construction and Facilities Management

VA U.S. Department of Veterans Affairs

Drawing Title BUILDING 43 LEVEL 01 - PLUMBING DEMOLITION PLAN	**Phase** FINAL BID DOCUMENTS
Approved:	**Sprinklered** FULLY SPRINKLERED

Project Title EHRM INFRASTRUCTURE UPGRADES – MILWAUKEE, WI
Location 5000 W. NATIONAL AVENUE MILWAUKEE, WI
Issue Date SEPTEMBER 5, 2025 | **Checked** AW | **Drawn** DAW

Project Number 695-21-700
Building Number 43
Drawing Number 43-PD101

Autodesk Docs://OCFM East - Milwaukee EHRM (R24)/Consolidated Model (R24).rvt
8/30/2025 10:17:36 AM

VA FORM 08 - 6231

KEY NOTES

1. DEMOLISH SINK. DEMOLISH HOT WATER PIPING BACK TO NEAREST MAIN AND CAP. NO DEAD LEG BRANCH LINES SHALL REMAIN. SANITARY STUB AND COLD WATER PIPE TO REMAIN FOR RECONNECTION.
2. DEMOLISH FLOOR DRAIN. DEMOLISH SANITARY PIPING BELOW FLOOR BACK TO NEAREST MAIN AND CAP.
3. DEMOLISH WASHER WALL OUTLET. DEMOLISH COLD AND HOT WATER PIPING BACK TO NEAREST MAIN AND CAP. NO DEAD LEG BRANCH LINES SHALL REMAIN. DEMOLISH SANITARY PIPE BACK TO NEAREST MAIN AND CAP.

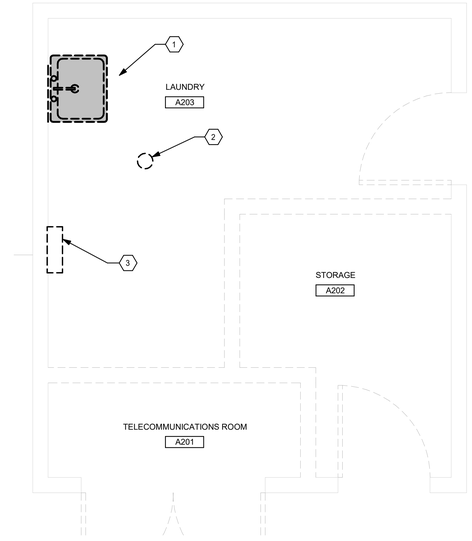

2 ENLARGED PLAN - PLUMBING DEMOLITION
1/2" = 1'-0"

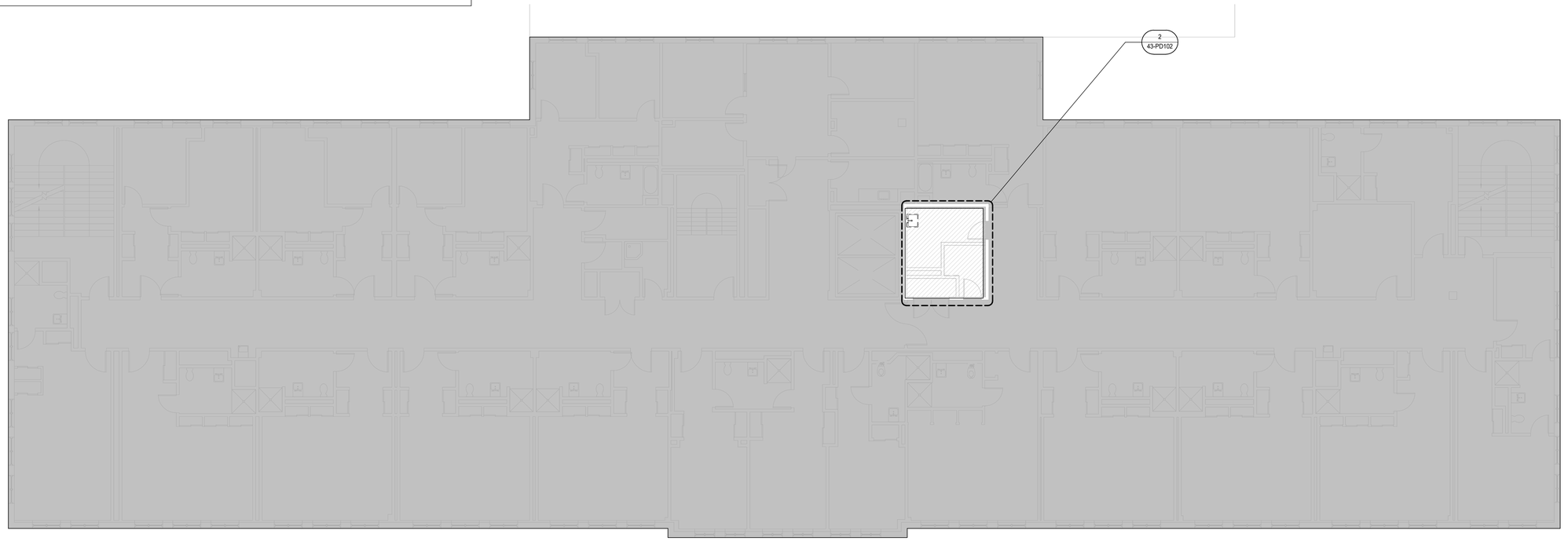

1 BUILDING 43 LEVEL 02 FLOOR PLAN - PLUMBING DEMOLITION
1/8" = 1'-0"

TRUE NORTH
PLAN NORTH

Revisions:	Date:

CONSULTANT

IMEG
15 SUNNEN DR SUITE 104
SAINT LOUIS, MO 63143
314.645.1132 FAX: 314.645.1173
www.imegcorp.com # 17002665.02

ARCHITECT/ENGINEER OF RECORD

Romanyk Consulting
Focusing on what matters
Romanyk Consulting Corp. www.romanykconsulting.com
3308 Preston Road, Suite 350-164, Plano, Texas 75093

STAMP

WISCONSIN 9/5/25 ARLO G. WIECZOREK #42666-6 SWISHER IOWA PROFESSIONAL ENGINEER

Office of Construction and Facilities Management

VA U.S. Department of Veterans Affairs

Drawing Title	Phase	Project Title	Project Number
BUILDING 43 LEVEL 02 - PLUMBING DEMOLITION PLAN	FINAL BID DOCUMENTS	EHRM INFRASTRUCTURE UPGRADES – MILWAUKEE, WI	695-21-700
			Building Number: 43
Approved:	Sprinklered: FULLY SPRINKLERED	Location: 5000 W. NATIONAL AVENUE MILWAUKEE, WI	Drawing Number: 43-PD102
		Issue Date: SEPTEMBER 5, 2025 / Checked: AW / Drawn: DAW	

8/30/2025 10:17:39 AM

Autodesk Docs://OCFM East - Milwaukee EHRM (R24)/Consolidated Model (R24).rvt

VA FORM 08 - 6231

2 RM. A156 ENLARGED PLAN - PLUMBING
1/2" = 1'-0"

1 BUILDING 43 LEVEL 01 PLAN - PLUMBING
1/8" = 1'-0"

KEY NOTES

1. 3/4" CONDENSATE DRAIN. ROUTE TO EXISTING HUB DRAIN IN CORNER OF ROOM.
2. 3/4" CONDENSATE DRAIN FROM LEVEL 2.
3. EXISTING HUB DRAIN.

TRUE NORTH
PLAN NORTH

Revisions:	Date:

CONSULTANT

IMEG
15 SUNNEN DR SUITE 104
SAINT LOUIS, MO 63143
314.645.1132 FAX: 314.645.1173
www.imegcorp.com # 17002665.02

ARCHITECT/ENGINEER OF RECORD

Romanyk Consulting
Focusing on what matters
Romanyk Consulting Corp. www.romanykconsulting.com
3308 Preston Road, Suite 350-164, Plano, Texas 75093

STAMP

WISCONSIN 9/5/25 ARLO G. WIECZOREK #42666-6 SWISHER IOWA PROFESSIONAL ENGINEER

Office of Construction and Facilities Management

VA U.S. Department of Veterans Affairs

Drawing Title	Phase	Project Title	Project Number
BUILDING 43 LEVEL 01 - PLUMBING FLOOR PLAN	FINAL BID DOCUMENTS	EHRM INFRASTRUCTURE UPGRADES – MILWAUKEE, WI	695-21-700
Approved:	Sprinklered: FULLY SPRINKLERED	Location: 5000 W. NATIONAL AVENUE MILWAUKEE, WI	Building Number: 43
		Issue Date: SEPTEMBER 5, 2025 / Checked: AW / Drawn: DAW	Drawing Number: 43-PP101

Autodesk Docs://OCFM East - Milwaukee EHRM (R24)/Consolidated Model (R24).rvt
8/30/2025 10:17:41 AM
VA FORM 08 - 6231

KEY NOTES

1. 3/4" CONDENSATE DRAIN DOWN TO EXISTING HUB DRAIN ON LEVEL 01, RM A156.

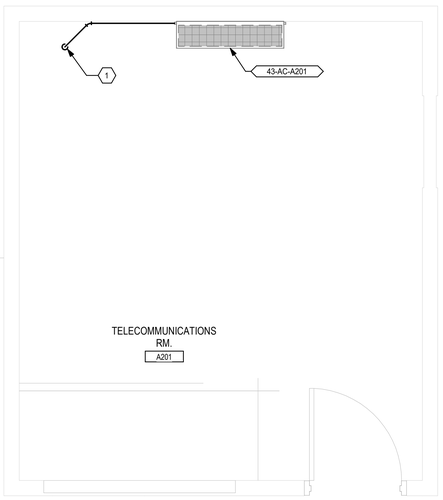

2 RM. A201 ENLARGED PLAN - PLUMBING
1/2" = 1'-0"

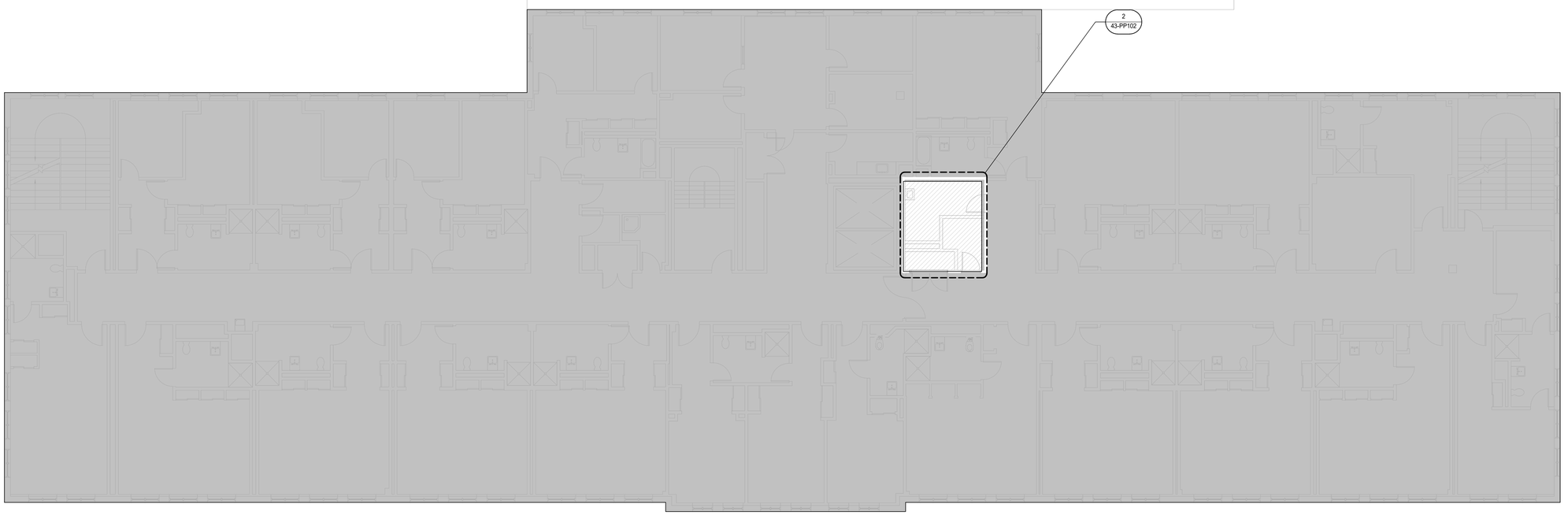

1 BUILDING 43 LEVEL 02 PLAN - PLUMBING
1/8" = 1'-0"

TRUE NORTH
PLAN NORTH

Revisions:	Date:

CONSULTANT

IMEG
15 SUNNEN DR SUITE 104
SAINT LOUIS, MO 63143
314.645.1132 FAX: 314.645.1173
www.imegcorp.com # 17002665.02

ARCHITECT/ENGINEER OF RECORD

Romanyk Consulting
Focusing on what matters
Romanyk Consulting Corp. www.romanykconsulting.com
3308 Preston Road, Suite 350-164, Plano, Texas 75093

STAMP

WISCONSIN 9/5/25 ARCO G. WIECZOREK #42666-6 SWISHER IOWA PROFESSIONAL ENGINEER

Office of Construction and Facilities Management

VA U.S. Department of Veterans Affairs

Drawing Title BUILDING 43 LEVEL 02 - PLUMBING FLOOR PLAN

Approved:

Phase FINAL BID DOCUMENTS

Sprinklered FULLY SPRINKLERED

Project Title EHRM INFRASTRUCTURE UPGRADES – MILWAUKEE, WI

Location 5000 W. NATIONAL AVENUE MILWAUKEE, WI

Issue Date SEPTEMBER 5, 2025 | **Checked** AW | **Drawn** DAW

Project Number 695-21-700

Building Number 43

Drawing Number 43-PP102

Graphic Scale: 3/32" = 1'-0" (0' 4" 8" 1' 2')
Graphic Scale: 1/8" = 1'-0" (0' 4' 8' 16')
Graphic Scale: 1/16" = 1'-0" (0' 8' 16' 32')
Graphic Scale: 1/4" = 1'-0" (0' 1' 2' 4')
Graphic Scale: 3/16" = 1'-0" (0' 1' 3' 6' 12')
Graphic Scale: 1/2" = 1'-0" (0' 1' 2' 4')
Graphic Scale: 3/4" = 1'-0" (0' 6" 1' 2')
Graphic Scale: 1" = 1'-0" (0' 6" 1' 2')
Graphic Scale: 1 1/2" = 1'-0" (0' 3" 6" 1' 1' 6")

Autodesk Docs://OCFM East - Milwaukee EHRM (R24)/Consolidated Model (R24).rvt
8/30/2025 10:17:44 AM

VA FORM 08 - 6231

KEY NOTES

1. THERE ARE NO PLUMBING SYSTEMS IN THIS AREA TO BE DEMOLISHED.
2. DEMOLISH EXISTING SINK, EYE WASH, AND ASSOCIATED PLUMBING BACK TO MAINS.
3. DEMOLISH EXISTING LABORATORY PIPE SYSTEMS BACK TO MAIN.
4. HATCHED AREAS INDICATE GENERAL AREA OF CASEWORK TO BE DEMOLISHED. SEE ARCHITECTURAL PLANS FOR MORE DETAIL.

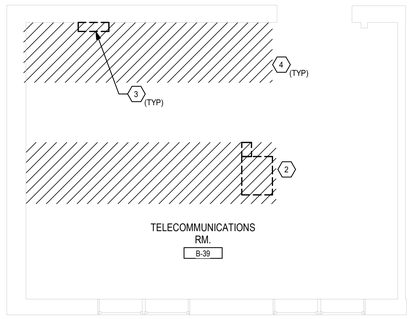

2 RM. B-159 ENLARGED PLAN - PLUMBING DEMOLITION
1/4" = 1'-0"

3 RM. D-125 ENLARGED PLAN - PLUMBING DEMOLITION
1/4" = 1'-0"

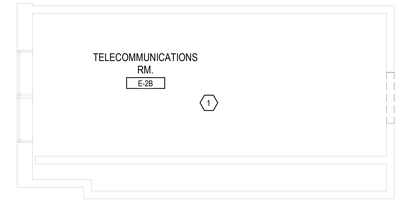

4 RM. E-104 ENLARGED PLAN - PLUMBING DEMOLITION
1/4" = 1'-0"



5 RM. C-102/C-126 ENLARGED PLAN - PLUMBING DEMOLITION
1/4" = 1'-0"

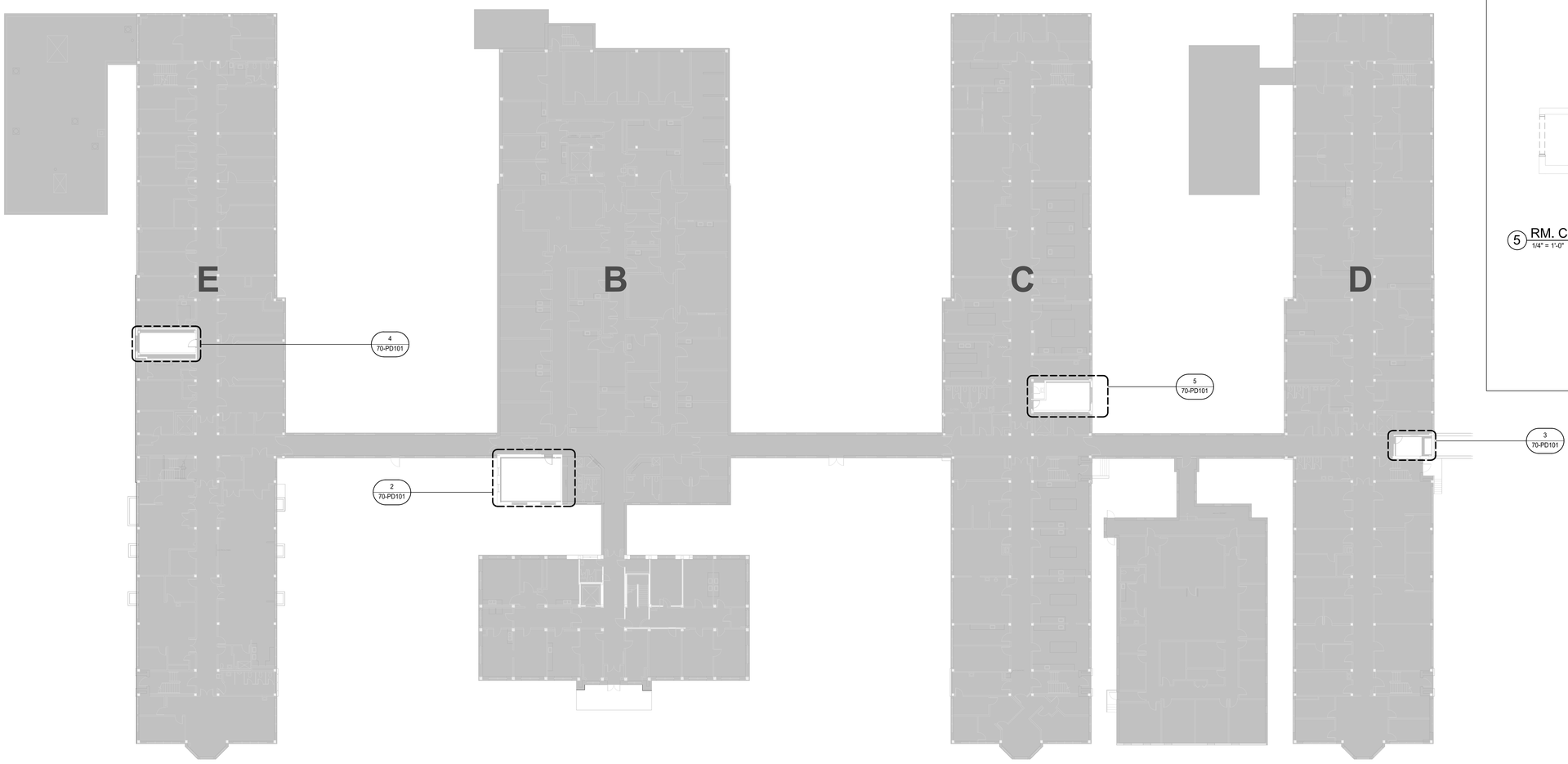

1 BUILDING 70 LEVEL 01 PLAN - PLUMBING DEMOLITION
1" = 20'-0"

Revisions:	Date:

CONSULTANT

IMEG
15 SUNNEN DR SUITE 104
SAINT LOUIS, MO 63143
314.645.1132 FAX: 314.645.1173
www.imegcorp.com # 17002665.02

ARCHITECT/ENGINEER OF RECORD

Romanyk Consulting
Focusing on what matters
Romanyk Consulting Corp. www.romanykconsulting.com
3308 Preston Road, Suite 350-164, Plano, Texas 75093

STAMP

WISCONSIN
9/5/25
ARCO G. WIECZOREK
#42666-6
SWISHER
IOWA
PROFESSIONAL ENGINEER

Office of Construction and Facilities Management

VA U.S. Department of Veterans Affairs

Drawing Title BUILDING 70 LEVEL 01 - PLUMBING DEMOLITION PLAN	**Phase** FINAL BID DOCUMENTS	**Project Title** EHRM INFRASTRUCTURE UPGRADES – MILWAUKEE, WI	**Project Number** 695-21-700
Approved:	**Sprinklered** FULLY SPRINKLERED	**Location** 5000 W. NATIONAL AVENUE MILWAUKEE, WI	**Building Number** 70
		Issue Date SEPTEMBER 5, 2025 / **Checked** AW / **Drawn** DAW	**Drawing Number** 70-PD101

Graphic Scale: 32' = 1'-0" / 16' = 1'-0" / 8' = 1'-0" / 4' = 1'-0" / 2' = 1'-0" / 1' = 1'-0" / 12' = 1'-0" / 6' = 1'-0" / 3' = 1'-0" / 4' = 1'-0" / 2' = 1'-0" / 2' = 1'-0" / 1' = 1'-0" / 2' = 1'-0" / 1' = 1'-0" / 1'6" = 1'-0"

8/30/2025 10:17:50 AM

Autodesk Docs://OCFM East - Milwaukee EHRM (R24)/Consolidated Model (R24).rvt

VA FORM 08 - 6231

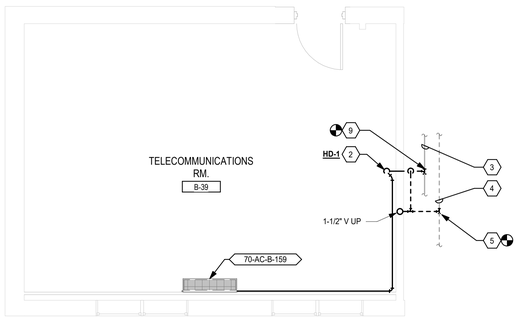

2 RM. B-159 ENLARGED PLAN - PLUMBING
1/4" = 1'-0"

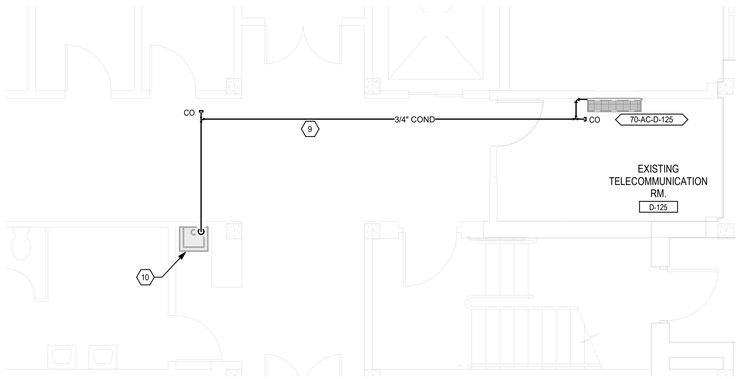

3 RM. D-125 ENLARGED PLAN - PLUMBING
1/4" = 1'-0"

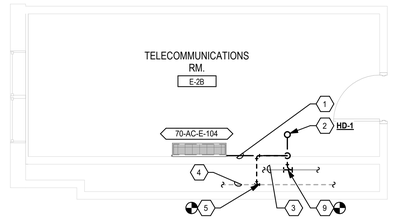

4 RM. E-104 ENLARGED PLAN - PLUMBING
1/4" = 1'-0"

KEY NOTES

1. 3/4" CONDENSATE DRAIN. ROUTE TO HUB DRAIN.
2. INSTALL HUB DRAIN (HD-1) FOR CONDENSATE DRAIN AND CONNECT INTO EXISTING SANITARY SYSTEM. 3/P-003 FOR TRAP ARM LENGTH DETAIL.
3. EXISTING SANITARY PIPE SERVING RESTROOM.
4. EXISTING VENT PIPE SERVING RESTROOM.
5. CONNECT 1-1/2" VENT SERVING HUB DRAIN INTO EXISTING VENT SYSTEM.
6. EXISTING SANITARY PIPE SERVING SINK.
7. EXISTING VENT PIPE SERVING SINK.
8. CONNECT 1-1/2" SANITARY SERVING HUB DRAIN INTO EXISTING SANITARY SYSTEM.
9. 3/4" COND TO DRAIN TO UTILITY SINK WITH AIR GAP.
10. EXISTING SERVICE SINK.
11. CONNECT 1/2" CW INTO EXISTING CW LINE.

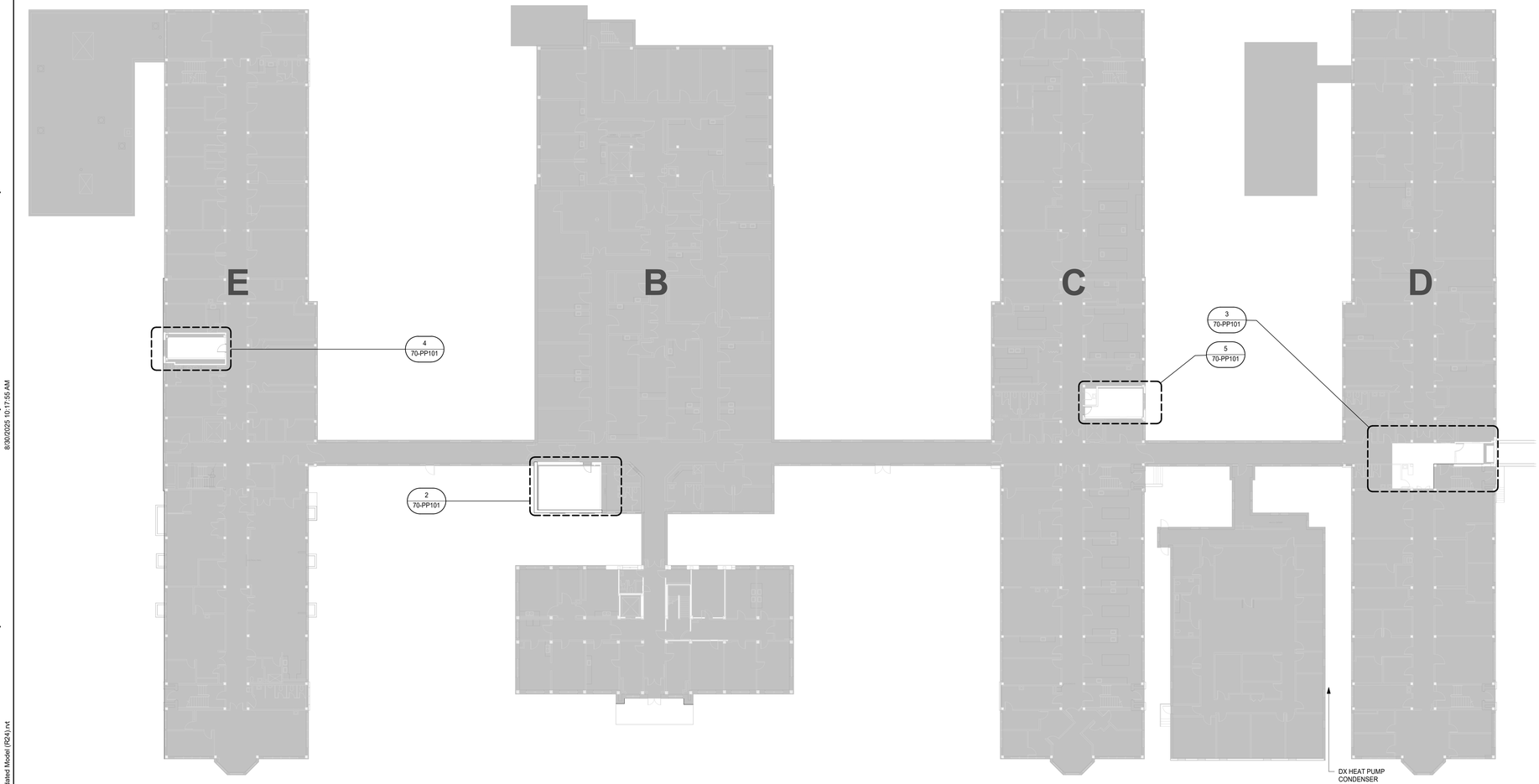

1 BUILDING 70 LEVEL 01 PLAN - PLUMBING
1" = 20'-0"

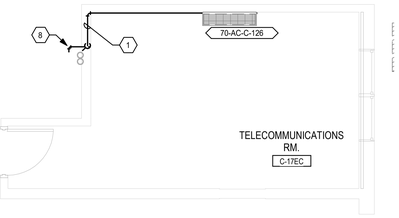

5 RM. C-102/C-126 ENLARGED PLAN - PLUMBING
1/4" = 1'-0"

TRUE NORTH
PLAN NORTH

0' 10' 20' 40'
Graphic Scale : 1" = 20'-0"

Graphic Scale - 3/32" = 1'-0"
Graphic Scale - 1/16" = 1'-0"
Graphic Scale - 3/32" = 1'-0"
Graphic Scale - 1/4" = 1'-0"
Graphic Scale - 3/16" = 1'-0"
Graphic Scale - 1/2" = 1'-0"
Graphic Scale - 3/4" = 1'-0"
Graphic Scale - 1" = 1'-0"
Graphic Scale - 1 1/2" = 1'-0"

Revisions:	Date:

CONSULTANT

IMEG
15 SUNNEN DR SUITE 104
SAINT LOUIS, MO 63143
314.645.1132 FAX: 314.645.1173
www.imegcorp.com **# 17002665.02**

ARCHITECT/ENGINEER OF RECORD

Romanyk Consulting
Focusing on what matters
Romanyk Consulting Corp. www.romanykconsulting.com
3308 Preston Road, Suite 350-164, Plano, Texas 75093

STAMP

WISCONSIN
ARCO G. WIECZOREK
#42666-6
SWISHER
IOWA
PROFESSIONAL ENGINEER

Office of Construction and Facilities Management

VA U.S. Department of Veterans Affairs

Drawing Title BUILDING 70 LEVEL 01 - PLUMBING FLOOR PLAN

Approved:

Phase FINAL BID DOCUMENTS

Sprinklered FULLY SPRINKLERED

Project Title EHRM INFRASTRUCTURE UPGRADES – MILWAUKEE, WI

Location 5000 W. NATIONAL AVENUE MILWAUKEE, WI

Issue Date SEPTEMBER 5, 2025 | **Checked** AW | **Drawn** DAW

Project Number 695-21-700

Building Number 70

Drawing Number 70-PP101

Autodesk Docs://OCFM East - Milwaukee EHRM (R24)/Consolidated Model (R24).rvt
8/30/2025 10:17:55 AM

VA FORM 08 - 6231

KEY NOTES

1. ROUTE 3/4" CONDENSATE DRAIN TO EXTERIOR AND DRAIN TO GRADE. PROVIDE SPLASH BLOCK AT DISCHARGE.

1 BLDG 97 - FIRST FLOOR - PLUMBING
1/4" = 1'-0"

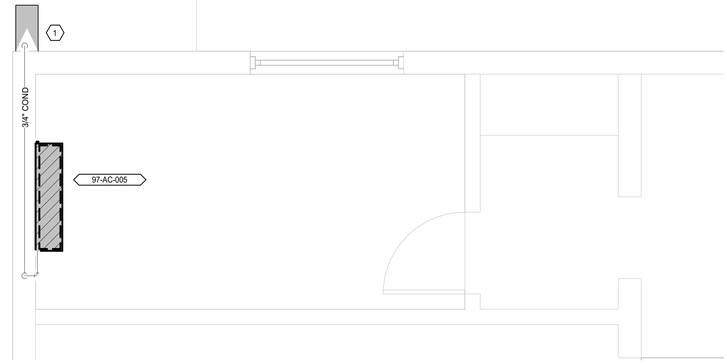

2 BLDG 97 - FIRST FLOOR - PLUMBING
1/2" = 1'-0"

TRUE NORTH
PLAN NORTH

Graphic Scale: 3/16" = 1'-0"
Graphic Scale: 1/8" = 1'-0"
Graphic Scale: 3/32" = 1'-0"
Graphic Scale: 1/4" = 1'-0"
Graphic Scale: 1/2" = 1'-0"
Graphic Scale: 3/4" = 1'-0"
Graphic Scale: 1" = 1'-0"
Graphic Scale: 1 1/2" = 1'-0"

Revisions:	Date:

CONSULTANT

IMEG
15 SUNNEN DR SUITE 104
SAINT LOUIS, MO 63143
314.645.1132 FAX: 314.645.1173
www.imegcorp.com **# 17002665.02**

ARCHITECT/ENGINEER OF RECORD

Romanyk Consulting
Focusing on what matters
Romanyk Consulting Corp. www.romanykconsulting.com
3308 Preston Road, Suite 350-164, Plano, Texas 75093

STAMP

WISCONSIN
9/5/25
ARCO G. WIECZOREK #42666-6 SWISHER IOWA
PROFESSIONAL ENGINEER

Office of Construction and Facilities Management

VA U.S. Department of Veterans Affairs

Drawing Title BLDG 97 - FIRST FLOOR OVERALL AND ENLARGED - PLUMBING	**Phase** FINAL BID DOCUMENTS	**Project Title** EHRM INFRASTRUCTURE UPGRADES – MILWAUKEE, WI	**Project Number** 695-21-700
			Building Number 97
Approved:	**Sprinklered** FULLY SPRINKLERED	**Location** 5000 W. NATIONAL AVENUE MILWAUKEE, WI	**Drawing Number** 97-PP101
		Issue Date SEPTEMBER 5, 2025 / **Checked** AGW / **Drawn** HWG	

Autodesk Docs://OCFM East - Milwaukee EHRM (R24)/Consolidated Model (R24).rvt
8/30/2025 10:17:58 AM

VA FORM 08 - 6231



1 BUILDING 102 BASEMENT PLAN - PLUMBING
1/8" = 1'-0"

TRUE NORTH
PLAN NORTH

Revisions:	Date:

CONSULTANT

IMEG
15 SUNNEN DR SUITE 104
SAINT LOUIS, MO 63143
314.645.1132 FAX: 314.645.1173
www.imegcorp.com # 17002665.02

ARCHITECT/ENGINEER OF RECORD

Romanyk Consulting
Focusing on what matters
Romanyk Consulting Corp. www.romanykconsulting.com
3308 Preston Road, Suite 350-164, Plano, Texas 75093

STAMP

WISCONSIN
9/5/25
ARDD G. WIECZOREK
#42666-6
SWISHER
IOWA
PROFESSIONAL ENGINEER

Office of Construction and Facilities Management

VA U.S. Department of Veterans Affairs

Drawing Title
BUILDING 102 BASEMENT - PLUMBING FLOOR PLAN

Approved:

Phase
FINAL BID DOCUMENTS

Sprinklered
FULLY SPRINKLERED

Project Title
EHRM INFRASTRUCTURE UPGRADES – MILWAUKEE, WI

Location
5000 W. NATIONAL AVENUE MILWAUKEE, WI

Issue Date SEPTEMBER 5, 2025
Checked AW
Drawn DAW

Project Number 695-21-700
Building Number 102
Drawing Number 102-PP101

Graphic Scale: 3/16" = 1'-0"
Graphic Scale: 1/8" = 1'-0"
Graphic Scale: 3/32" = 1'-0"
Graphic Scale: 1/4" = 1'-0"
Graphic Scale: 1/2" = 1'-0"
Graphic Scale: 3/4" = 1'-0"
Graphic Scale: 1" = 1'-0"
Graphic Scale: 1 1/2" = 1'-0"

Autodesk Docs://OCFM East - Milwaukee EHRM (R24)/Consolidated Model (R24).rvt
8/30/2025 10:18:00 AM

VA FORM 08 - 6231

KEY NOTES

1. 3/4" CONDENSATE DRAIN. ROUTE TO EXISTING FLOOR DRAIN IN MECHANICAL ROOM.

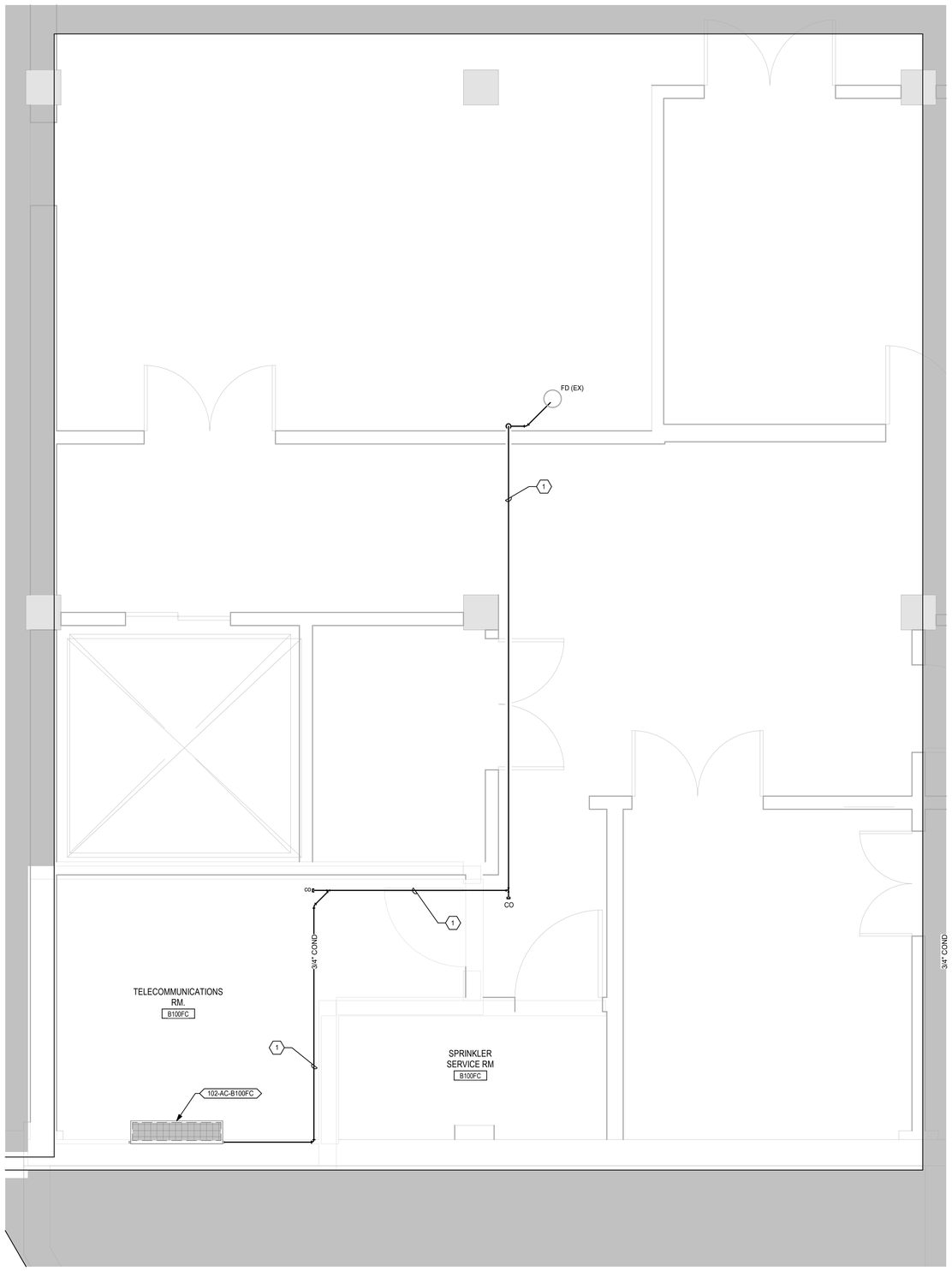

1 RM. B100 ENLARGED PLAN - PLUMBING
1/2" = 1'-0"

TRUE NORTH
PLAN NORTH

Graphic Scale: 3/16" = 1'-0"
Graphic Scale: 1/8" = 1'-0"
Graphic Scale: 3/32" = 1'-0"
Graphic Scale: 1/4" = 1'-0"
Graphic Scale: 1/2" = 1'-0"
Graphic Scale: 3/4" = 1'-0"
Graphic Scale: 1" = 1'-0"
Graphic Scale: 1 1/2" = 1'-0"

Revisions:	Date:

CONSULTANT

IMEG
15 SUNNEN DR SUITE 104
SAINT LOUIS, MO 63143
314.645.1132 FAX: 314.645.1173
www.imegcorp.com **# 17002665.02**

ARCHITECT/ENGINEER OF RECORD

Romanyk Consulting
Focusing on what matters
Romanyk Consulting Corp. www.romanykconsulting.com
3308 Preston Road, Suite 350-164, Plano, Texas 75093

STAMP

WISCONSIN 9/5/25 ARCO G. WIECZOREK #42666-6 SWISHER IOWA PROFESSIONAL ENGINEER

Office of Construction and Facilities Management

VA U.S. Department of Veterans Affairs

Drawing Title BUILDING 102 BASEMENT - PLUMBING FLOOR PLAN	**Phase** FINAL BID DOCUMENTS
Approved:	**Sprinklered** FULLY SPRINKLERED

Project Title EHRM INFRASTRUCTURE UPGRADES – MILWAUKEE, WI
Location 5000 W. NATIONAL AVENUE MILWAUKEE, WI
Issue Date SEPTEMBER 5, 2025 | **Checked** AW | **Drawn** DAW

Project Number 695-21-700
Building Number 102
Drawing Number 102-PP102

8/30/2025 10:18:02 AM
Autodesk Docs://OCFM East - Milwaukee EHRM (R24)/Consolidated Model (R24).rvt

VA FORM 08 - 6231

KEY NOTES

1. 3/4" COND DOWN DOWN THROUGH FLOOR TO MECHANICAL ROOM. ROUTE COND TO CLOSEST FLOOR DRAIN IN MECHANICAL ROOM.

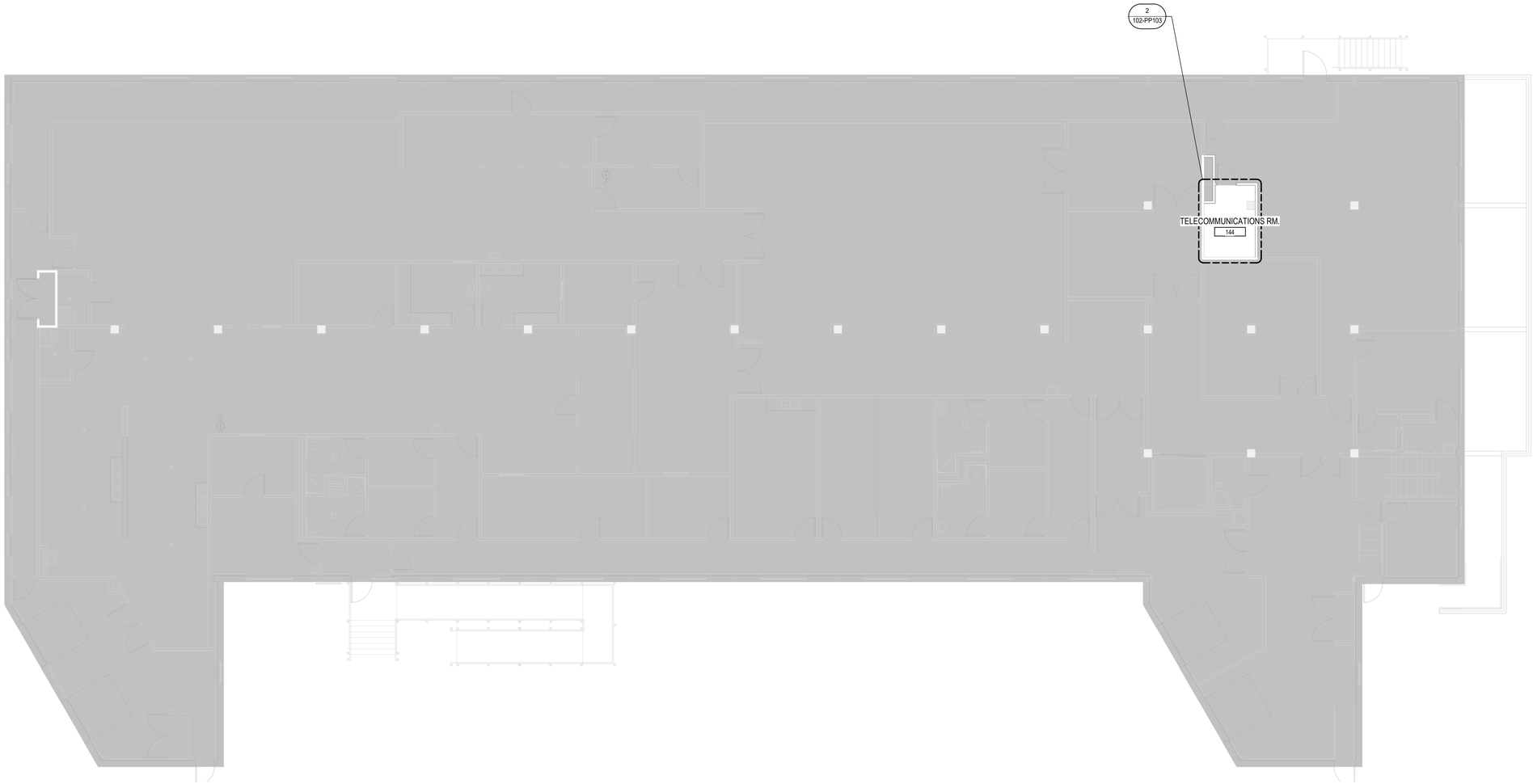

1 BUILDING 102 LEVEL 01 PLAN - PLUMBING
1/8" = 1'-0"

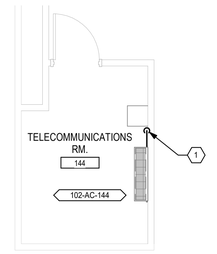

2 RM. 144 ENLARGED PLAN - PLUMBING
1/4" = 1'-0"

TRUE NORTH
PLAN NORTH

Revisions:	Date:

CONSULTANT

IMEG
15 SUNNEN DR SUITE 104
SAINT LOUIS, MO 63143
314.645.1132 FAX: 314.645.1173
www.imegcorp.com **# 17002665.02**

ARCHITECT/ENGINEER OF RECORD

Romanyk Consulting
Focusing on what matters
Romanyk Consulting Corp. www.romanykconsulting.com
3308 Preston Road, Suite 350-164, Plano, Texas 75093

STAMP

WISCONSIN 19525 ARED G. WIECZOREK #42666-6 SWISHER IOWA PROFESSIONAL ENGINEER

Office of Construction and Facilities Management

VA U.S. Department of Veterans Affairs

Drawing Title BUILDING 102 LEVEL 01 - PLUMBING FLOOR PLAN	**Phase** FINAL BID DOCUMENTS	**Project Title** EHRM INFRASTRUCTURE UPGRADES – MILWAUKEE, WI	**Project Number** 695-21-700
Approved:	**Sprinklered** FULLY SPRINKLERED	**Location** 5000 W. NATIONAL AVENUE MILWAUKEE, WI	**Building Number** 102
		Issue Date SEPTEMBER 5, 2025 / **Checked** AW / **Drawn** DAW	**Drawing Number** 102-PP103

Autodesk Docs://OCFM East - Milwaukee EHRM (R24)/Consolidated Model (R24).rvt
8/30/2025 10:18:05 AM

VA FORM 08 - 6231

Graphic Scale: 32' = 1'-0"
Graphic Scale: 16' = 1'-0"
Graphic Scale: 3 3/32" = 1'-0"
Graphic Scale: 1 1/4" = 1'-0"
Graphic Scale: 3/16" = 1'-0"
Graphic Scale: 1/2" = 1'-0"
Graphic Scale: 3/4" = 1'-0"
Graphic Scale: 1" = 1'-0"
Graphic Scale: 1 1/2" = 1'-0"

KEY NOTES

1. ROUTE 3/4" CONDENSATE DRAIN TO EXTERIOR AND DRAIN TO GRADE. PROVIDE SPLASH BLOCK AT DISCHARGE.

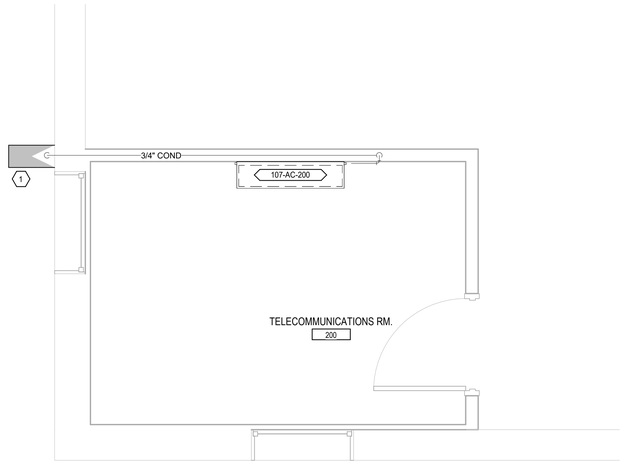

2 ROOM 200 MEZZANINE ENLARGED PLUMBING PLAN
1/2" = 1'-0"



1 BUILDING 107 MEZZANINE PLUMBING PLAN
1/4" = 1'-0"

TRUE NORTH
PLAN NORTH

Revisions:	Date:

CONSULTANT

IMEG
15 SUNNEN DR SUITE 104
SAINT LOUIS, MO 63143
314.645.1132 FAX: 314.645.1173
www.imegcorp.com # 17002665.02

ARCHITECT/ENGINEER OF RECORD

Romanyk Consulting
Focusing on what matters
Romanyk Consulting Corp. www.romanykconsulting.com
3308 Preston Road, Suite 350-164, Plano, Texas 75093

STAMP

NOT FOR PERMITTING OR CONSTRUCTION

Office of Construction and Facilities Management

VA U.S. Department of Veterans Affairs

Drawing Title	Phase	Project Title	Project Number
BLDG 107 - FIRST FLOOR OVERALL AND ENLARGED - PLUMBING	FINAL BID DOCUMENTS	EHRM INFRASTRUCTURE UPGRADES – MILWAUKEE, WI	695-21-700
Approved:	Sprinklered: FULLY SPRINKLERED	Location: 5000 W. NATIONAL AVENUE MILWAUKEE, WI	Building Number: 107
		Issue Date: SEPTEMBER 5, 2025 / Checked: AGW / Drawn: HWG	Drawing Number: 107-PP101

8/30/2025 10:18:07 AM

Autodesk Docs://OCFM East - Milwaukee EHRM (R24)/Consolidated Model (R24).rvt

VA FORM 08 - 6231

KEY NOTES

1. ROUTE 3/4" CONDENSATE DRAIN TO EXTERIOR AND DRAIN TO GRADE. PROVIDE SPLASH BLOCK AT DISCHARGE.

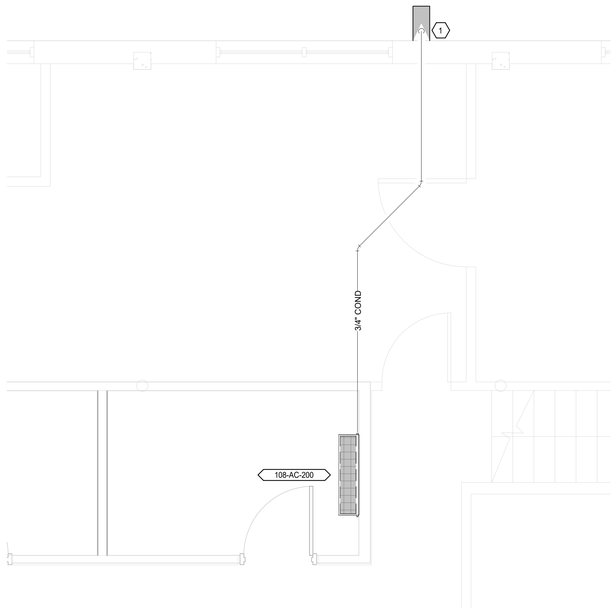

2 BUILDING 108 LEVEL 02 FLOOR PLAN - PLUMBING
3/8" = 1'-0"

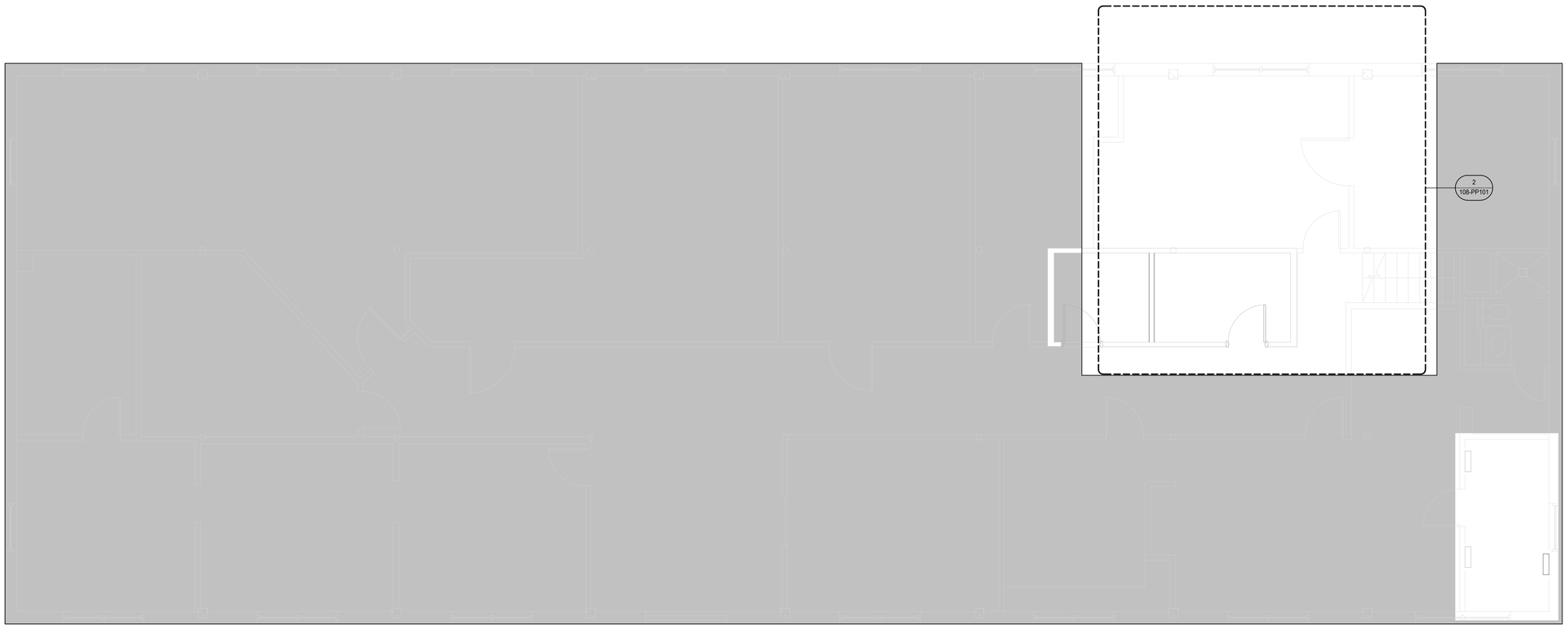

1 BLDG 108 - SECOND FLOOR - PLUMBING
1/4" = 1'-0"

TRUE NORTH
PLAN NORTH

Revisions:	Date:

CONSULTANT

IMEG
15 SUNNEN DR SUITE 104
SAINT LOUIS, MO 63143
314.645.1132 FAX: 314.645.1173
www.imegcorp.com **# 17002665.02**

ARCHITECT/ENGINEER OF RECORD

Romanyk Consulting
Focusing on what matters
Romanyk Consulting Corp. www.romanykconsulting.com
3308 Preston Road, Suite 350-164, Plano, Texas 75093

STAMP

WISCONSIN 54725 ARCO G. WIECZOREK #42666-6 SWISHER IOWA PROFESSIONAL ENGINEER

Office of Construction and Facilities Management

VA U.S. Department of Veterans Affairs

Drawing Title BLDG 108 - SECOND FLOOR OVERALL AND ENLARGED - PLUMBING

Approved:

Phase FINAL BID DOCUMENTS

Sprinklered FULLY SPRINKLERED

Project Title EHRM INFRASTRUCTURE UPGRADES – MILWAUKEE, WI

Location 5000 W. NATIONAL AVENUE MILWAUKEE, WI

Issue Date SEPTEMBER 5, 2025 | **Checked** AGW | **Drawn** SM

Project Number 695-21-700

Building Number 108

Drawing Number 108-PP101

Graphic Scale - 3/16" = 1'-0"
Graphic Scale - 1/16" = 1'-0"
Graphic Scale - 3/32" = 1'-0"
Graphic Scale - 1/4" = 1'-0"
Graphic Scale - 1/2" = 1'-0"
Graphic Scale - 3/4" = 1'-0"
Graphic Scale - 1" = 1'-0"
Graphic Scale - 1 1/2" = 1'-0"

Autodesk Docs://OCFM East - Milwaukee EHRM (R24)/Consolidated Model (R24).rvt
8/30/2025 10:18:10 AM

VA FORM 08 - 6231

KEY NOTES

1. ROUTE 3/4" CONDENSATE DRAIN TO EXTERIOR AND DRAIN TO GRADE. PROVIDE SPLASH BLOCK AT DISCHARGE.

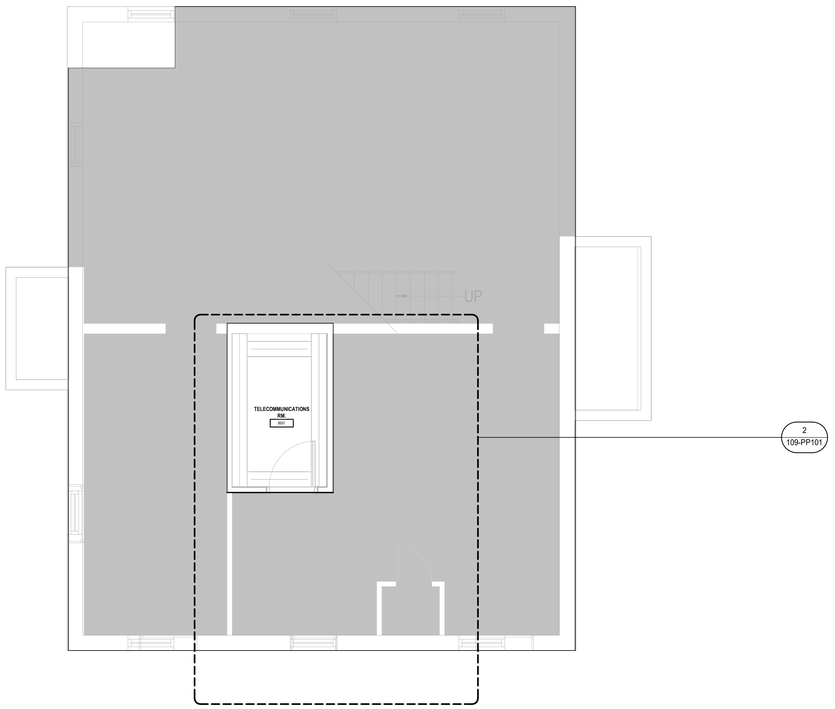

1 BUILDING 109 BASEMENT PLUMBING PLAN
1/4" = 1'-0"

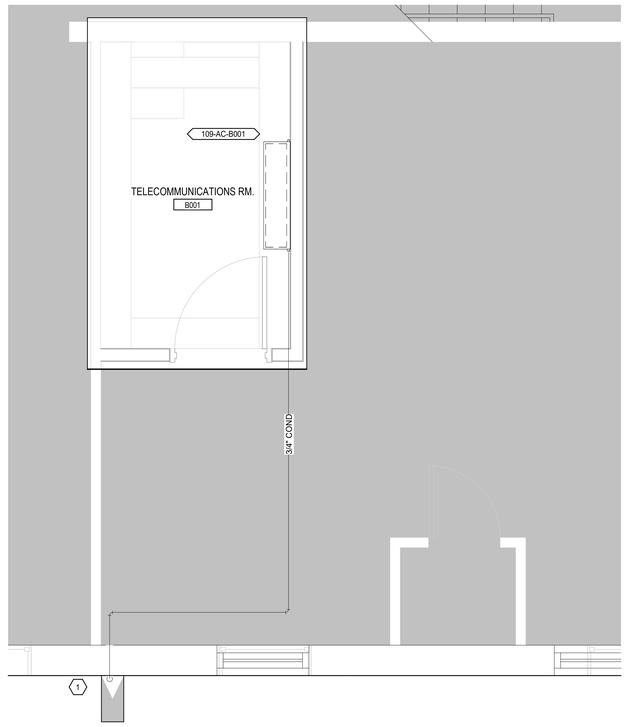

2 BUILDING 109 PLUMBING ENLARGED PLAN
1/2" = 1'-0"

TRUE NORTH
PLAN NORTH

Graphic Scale: 3/32" = 1'-0"
Graphic Scale: 1/16" = 1'-0"
Graphic Scale: 1/8" = 1'-0"
Graphic Scale: 1/4" = 1'-0"
Graphic Scale: 3/16" = 1'-0"
Graphic Scale: 1/2" = 1'-0"
Graphic Scale: 3/4" = 1'-0"
Graphic Scale: 1" = 1'-0"
Graphic Scale: 1 1/2" = 1'-0"

Revisions:	Date:

CONSULTANT

IMEG
15 SUNNEN DR SUITE 104
SAINT LOUIS, MO 63143
314.645.1132 FAX: 314.645.1173
www.imegcorp.com **# 17002665.02**

ARCHITECT/ENGINEER OF RECORD

Romanyk Consulting
Focusing on what matters
Romanyk Consulting Corp. www.romanykconsulting.com
3308 Preston Road, Suite 350-164, Plano, Texas 75093

STAMP

WISCONSIN
9/5/25
ARCO G. WIECZOREK
#42666-6
SWISHER
IOWA
PROFESSIONAL ENGINEER

Office of Construction and Facilities Management
VA | U.S. Department of Veterans Affairs

Drawing Title
BLDG 109 - BASEMENT OVERALL AND ENLARGED - PLUMBING

Approved:

Phase
FINAL BID DOCUMENTS

Sprinklered
FULLY SPRINKLERED

Project Title
EHRM INFRASTRUCTURE UPGRADES – MILWAUKEE, WI

Location
5000 W. NATIONAL AVENUE MILWAUKEE, WI

Issue Date SEPTEMBER 5, 2025 | **Checked** AGW | **Drawn** HWG

Project Number 695-21-700

Building Number 109

Drawing Number 109-PP101

Autodesk Docs://OCFM East - Milwaukee EHRM (R24)/Consolidated Model (R24).rvt
8/30/2025 10:18:13 AM

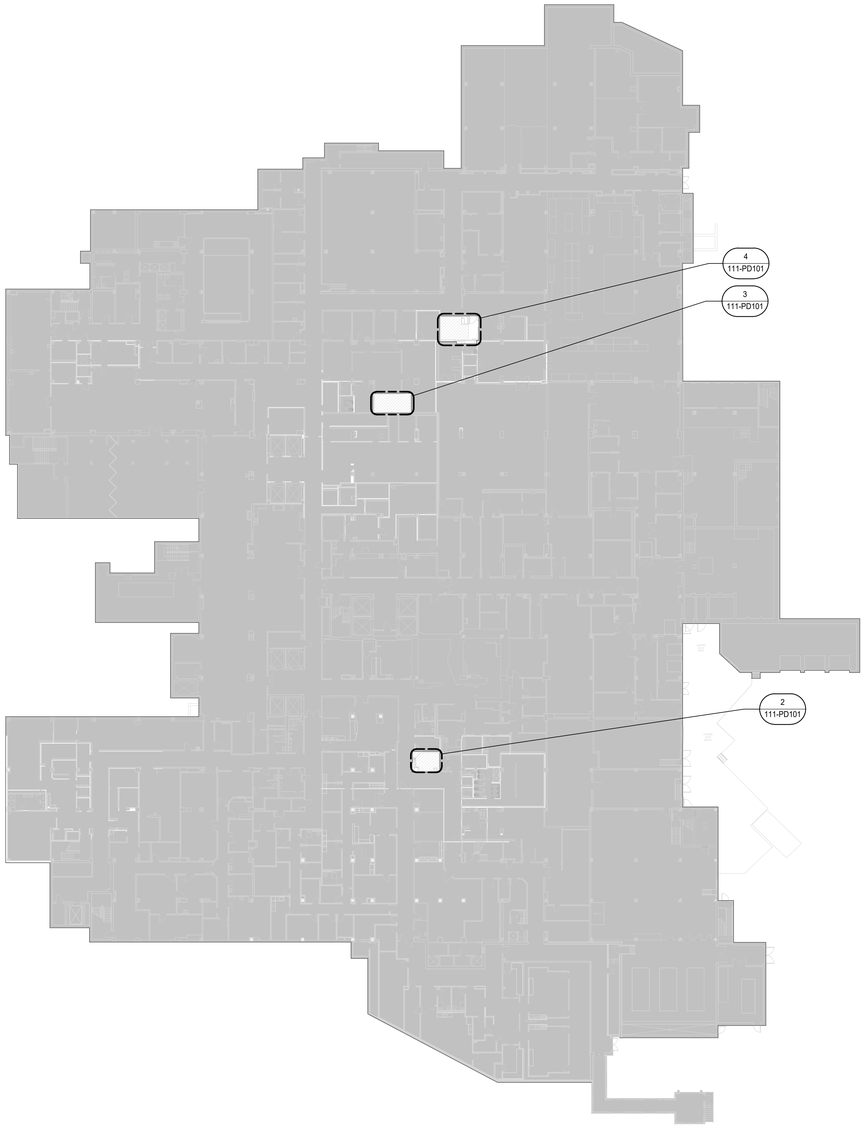

1 BUILDING 111 BASEMENT FLOOR PLAN - PLUMBING DEMOLITION
1" = 30'-0"

KEY NOTES

1. DEMOLISH EXISTING CLINICAL SINK, FAUCET, AND WALL MOUNTED FOOT CONTROLS. DEMOLISH EXISTING DOMESTIC WATER PIPING BACK TO MAIN AND CAP. NO DEAD LEG BRANCH LINES SHALL REMAIN. DEMOLISH EXISTING SANITARY PIPE AND FLOOR MOUNTED DRUM TRAP BACK TO MAIN AND CAP.
2. DEMOLISH EXISTING DOMESTIC WATER PIPING BACK TO MAIN AND CAP. NO DEAD LEG BRANCH LINES SHALL REMAIN.
3. THERE IS NO PLUMBING DEMOLITION SCOPE IN THIS AREA.
4. EXISTING HW AND CW RISERS.

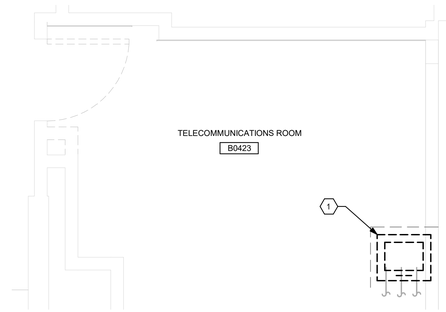

2 RM. B0423 ENLARGED PLAN - PLUMBING DEMOLITION
1/2" = 1'-0"

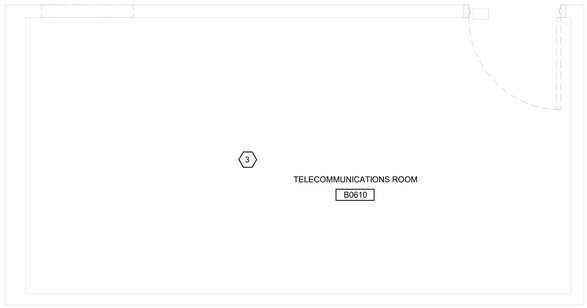

3 RM. B0610 ENLARGED PLAN - PLUMBING DEMOLITION
1/2" = 1'-0"

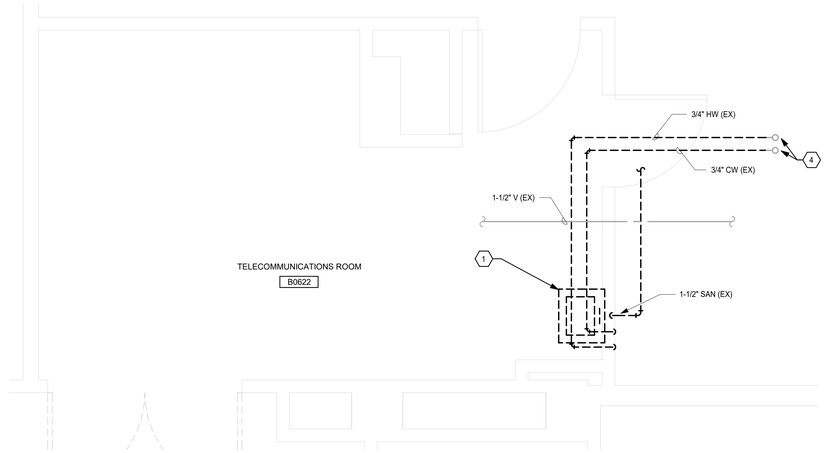

4 RM. B0622 ENLARGED PLAN - PLUMBING DEMOLITION
1/2" = 1'-0"

TRUE NORTH
PLAN NORTH

0' 15' 30' 60'
Graphic Scale : 1" = 30'-0"

Revisions:	Date:

CONSULTANT

IMEG
15 SUNNEN DR SUITE 104
SAINT LOUIS, MO 63143
314.645.1132 FAX: 314.645.1173
www.imegcorp.com # 17002665.02

ARCHITECT/ENGINEER OF RECORD

Romanyk Consulting
Focusing on what matters
Romanyk Consulting Corp. www.romanykconsulting.com
3308 Preston Road, Suite 350-164, Plano, Texas 75093

STAMP

WISCONSIN
9/5/25
AREO G. WIECZOREK
#42666-6
SWISHER
IOWA
PROFESSIONAL ENGINEER

Office of Construction and Facilities Management

VA U.S. Department of Veterans Affairs

Drawing Title: BUILDING 111 BASEMENT - PLUMBING DEMOLITION PLAN	Phase: FINAL BID DOCUMENTS	Project Title: EHRM INFRASTRUCTURE UPGRADES – MILWAUKEE, WI	Project Number: 695-21-700
Approved:	Sprinklered: FULLY SPRINKLERED	Location: 5000 W. NATIONAL AVENUE MILWAUKEE, WI	Building Number: 111
		Issue Date: SEPTEMBER 5, 2025 / Checked: AW / Drawn: DAW	Drawing Number: 111-PD101

VA FORM 08 - 6231

Autodesk Docs://OCFM East - Milwaukee EHRM (R24)/Consolidated Model (R24).rvt
8/30/2025 10:18:17 AM

KEY NOTES

1. THERE ARE NO PLUMBING SYSTEMS IN THIS AREA TO BE DEMOLISHED.

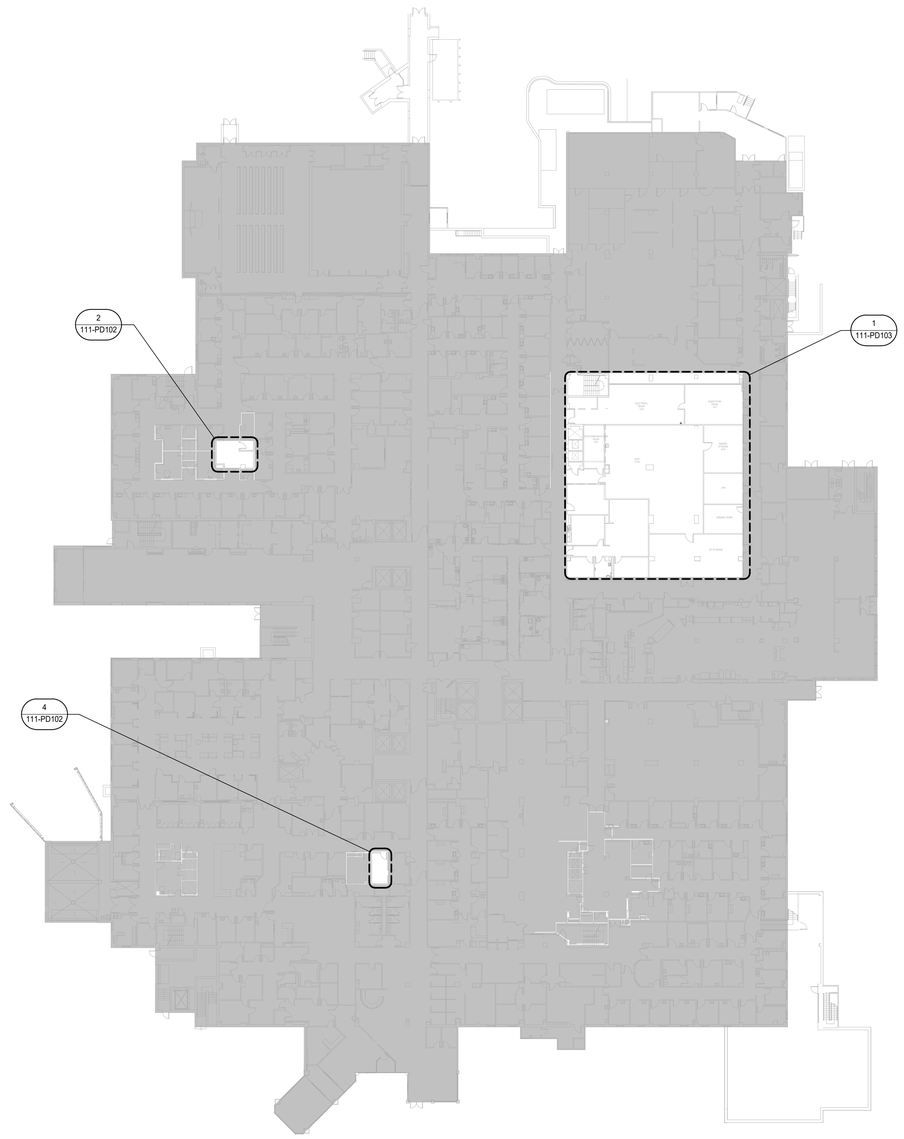

1 BUILDING 111 LEVEL 01 FLOOR PLAN - PLUMBING DEMOLITION
1" = 30'-0"

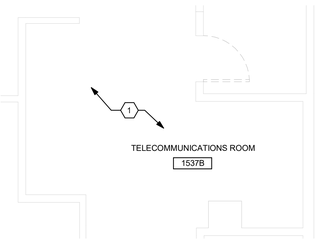

2 RM. 1537B ENLARGED PLAN - PLUMBING DEMOLITION
1/4" = 1'-0"

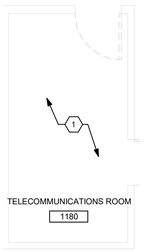

4 RM. 1180 ENLARGED PLAN - PLUMBING DEMOLITION
1/4" = 1'-0"

TRUE NORTH
PLAN NORTH

0' 15' 30' 60'
Graphic Scale : 1" = 30'-0"

Graphic Scale : 3/32" = 1'-0"
Graphic Scale : 1/16" = 1'-0"
Graphic Scale : 1/8" = 1'-0"
Graphic Scale : 3/16" = 1'-0"
Graphic Scale : 1/4" = 1'-0"
Graphic Scale : 3/8" = 1'-0"
Graphic Scale : 1/2" = 1'-0"
Graphic Scale : 3/4" = 1'-0"
Graphic Scale : 1" = 1'-0"
Graphic Scale : 1 1/2" = 1'-0"

Revisions:	Date:

CONSULTANT

IMEG
15 SUNNEN DR SUITE 104
SAINT LOUIS, MO 63143
314.645.1132 FAX: 314.645.1173
www.imegcorp.com **# 17002665.02**

ARCHITECT/ENGINEER OF RECORD

Romanyk Consulting
Focusing on what matters
Romanyk Consulting Corp. www.romanykconsulting.com
3308 Preston Road, Suite 350-164, Plano, Texas 75093

STAMP

WISCONSIN
9/5/25
ARCO G. WIECZOREK #42666-6 SWISHER IOWA
PROFESSIONAL ENGINEER

Office of Construction and Facilities Management

VA U.S. Department of Veterans Affairs

Drawing Title
BUILDING 111 LEVEL 01 - PLUMBING DEMOLITION PLAN

Approved:

Phase
FINAL BID DOCUMENTS

Sprinklered
FULLY SPRINKLERED

Project Title
EHRM INFRASTRUCTURE UPGRADES – MILWAUKEE, WI

Location
5000 W. NATIONAL AVENUE MILWAUKEE, WI

Issue Date SEPTEMBER 5, 2025 | **Checked** AW | **Drawn** DAW

Project Number
695-21-700

Building Number
111

Drawing Number
111-PD102

Autodesk Docs://OCFM East - Milwaukee EHRM (R24)/Consolidated Model (R24).rvt
8/30/2025 10:18:23 AM

VA FORM 08 - 6231

KEY NOTES

1. DEMOLISH EXISTING FLOOR DRAIN.
2. DEMOLISH EXISTING NATURAL GAS LINE BACK TO MAIN.
3. DEMOLISH EXISTING PLUMBING STUB-UPS IN FLOOR. (TYP.)
4. DEMOLISH EXISTING 2-COMPARTMENT SINK AND ASSOCIATED PLUMBING BACK TO MAINS.
5. EXISTING HOT WATER, RECIRCULATED HOT WATER, AND COLD WATER PIPES TO REMAIN.

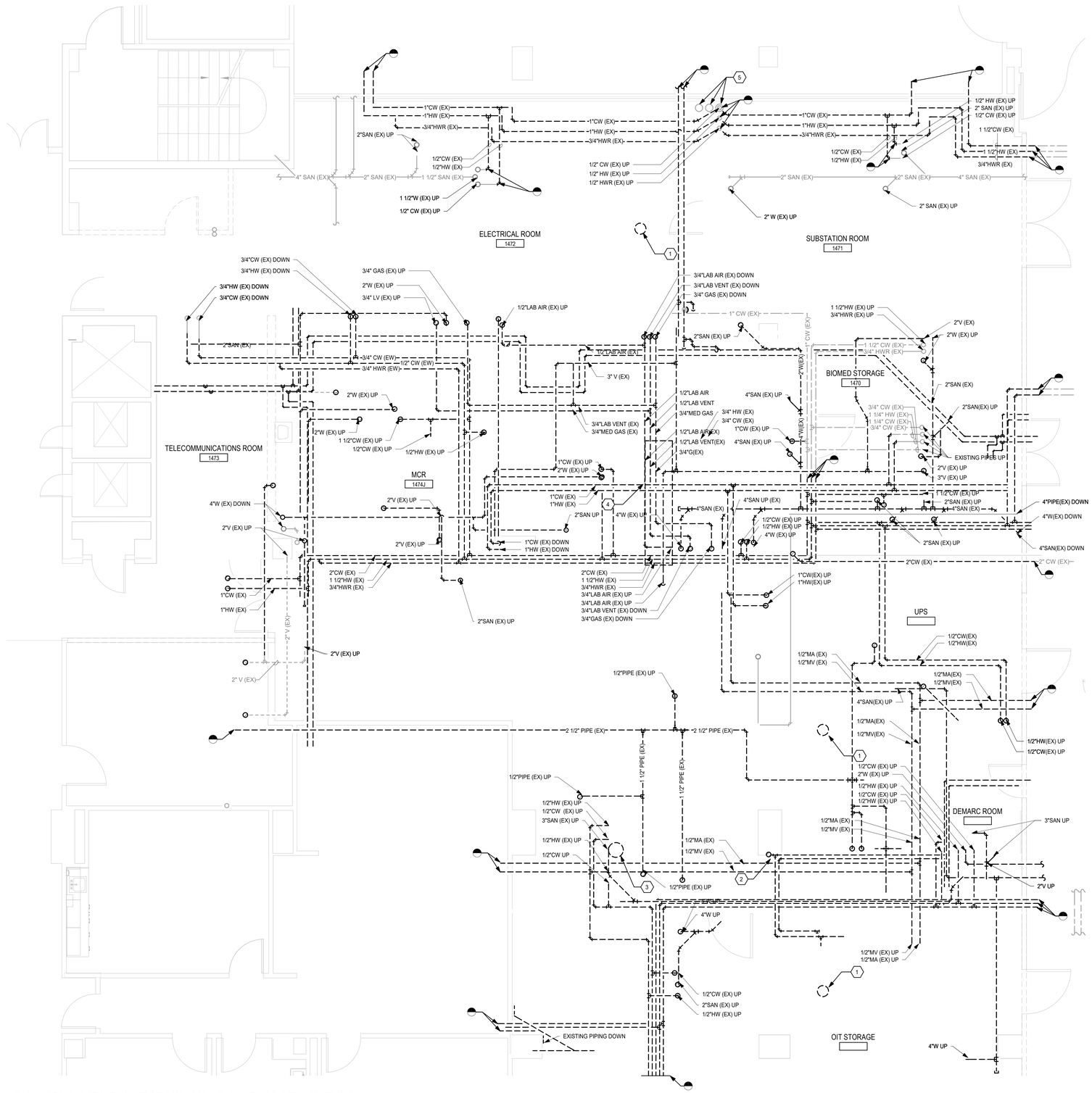

1 RM. 1453 & 1456 ENLARGED PLAN - PLUMBING DEMOLITION
1/4" = 1'-0"

TRUE NORTH
PLAN NORTH

Revisions:	Date:

CONSULTANT

IMEG
15 SUNNEN DR SUITE 104
SAINT LOUIS, MO 63143
314.645.1132 FAX: 314.645.1173
www.imegcorp.com # 17002665.02

ARCHITECT/ENGINEER OF RECORD

Romanyk Consulting
Focusing on what matters
Romanyk Consulting Corp. www.romanykconsulting.com
3308 Preston Road, Suite 350-164, Plano, Texas 75093

STAMP

WISCONSIN 9/5/25 ARDO G. WIECZOREK #42666-6 SWISHER IOWA PROFESSIONAL ENGINEER

Office of Construction and Facilities Management

VA | U.S. Department of Veterans Affairs

Drawing Title BUILDING 111 LEVEL 01 - PLUMBING DEMOLITION PLAN	**Phase** FINAL BID DOCUMENTS
Approved:	**Sprinklered** FULLY SPRINKLERED

Project Title EHRM INFRASTRUCTURE UPGRADES – MILWAUKEE, WI

Location 5000 W. NATIONAL AVENUE MILWAUKEE, WI

Issue Date	Checked	Drawn
SEPTEMBER 5, 2025	AW	DAW

Project Number 695-21-700

Building Number 111

Drawing Number 111-PD103

Graphic Scale: 1/16" = 1'-0"
Graphic Scale: 1/8" = 1'-0"
Graphic Scale: 3/32" = 1'-0"
Graphic Scale: 1/4" = 1'-0"
Graphic Scale: 3/16" = 1'-0"
Graphic Scale: 1/2" = 1'-0"
Graphic Scale: 3/4" = 1'-0"
Graphic Scale: 1" = 1'-0"
Graphic Scale: 1 1/2" = 1'-0"

Autodesk Docs://OCFM East - Milwaukee EHRM (R24)/Consolidated Model (R24).rvt
8/30/2025 10:18:27 AM

VA FORM 08 - 6231

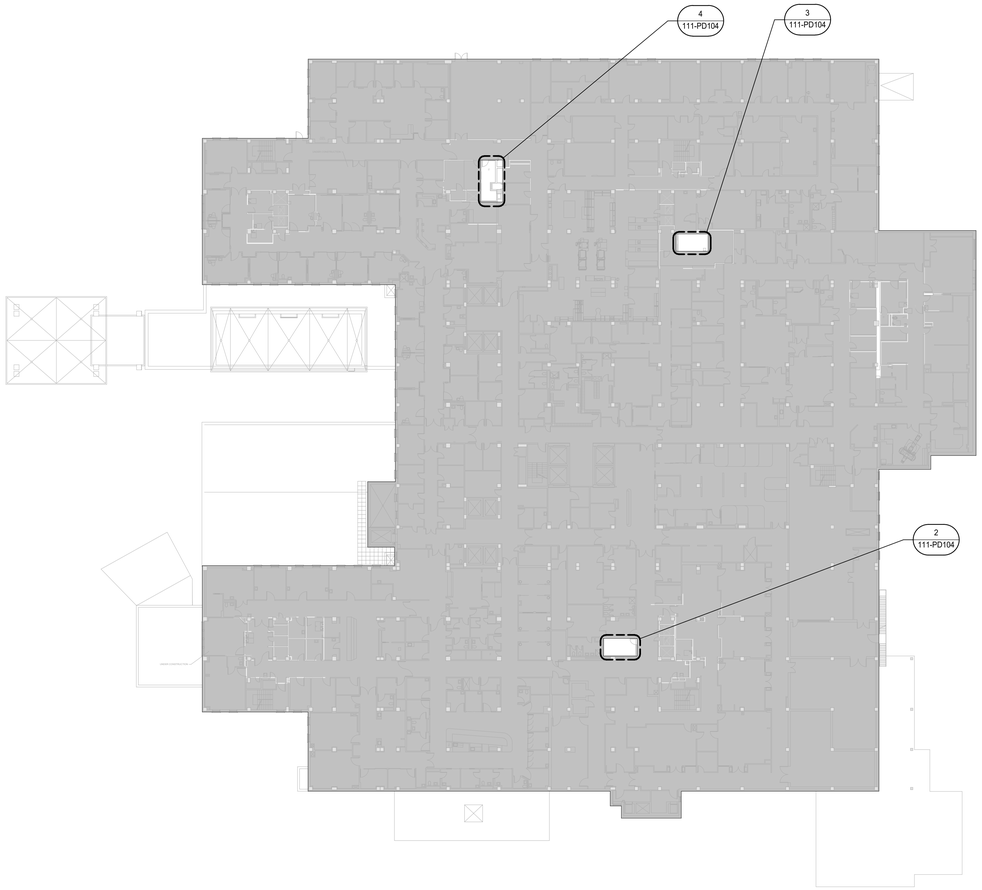

1 BUILDING 111 LEVEL 02 FLOOR PLAN - PLUMBING DEMOLITION
1" = 30'-0"

KEY NOTES

1. THERE ARE NO PLUMBING SYSTEMS IN THIS AREA TO BE DEMOLISHED.

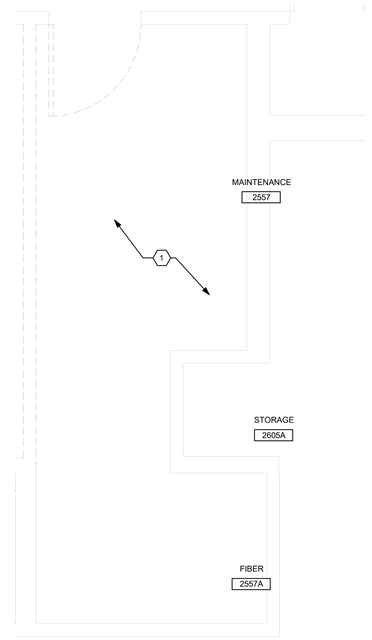

4 RM. 2557 ENLARGED PLAN - PLUMBING DEMOLITION
1/2" = 1'-0"

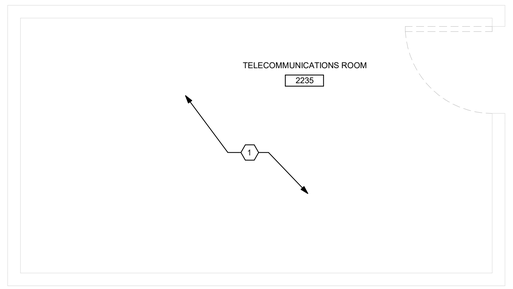

2 RM. 2235 ENLARGED PLAN - PLUMBING DEMOLITION
1/2" = 1'-0"

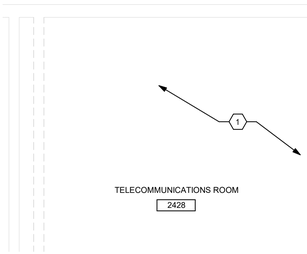

3 RM. 2428 ENLARGED PLAN - PLUMBING DEMOLITION
1/2" = 1'-0"

TRUE NORTH
PLAN NORTH

0' 15' 30' 60'
Graphic Scale : 1" = 30'-0"

Graphic Scale : 3/32" = 1'-0"
Graphic Scale : 1/16" = 1'-0"
Graphic Scale : 1/8" = 1'-0"
Graphic Scale : 1/4" = 1'-0"
Graphic Scale : 3/16" = 1'-0"
Graphic Scale : 1/2" = 1'-0"
Graphic Scale : 3/4" = 1'-0"
Graphic Scale : 1" = 1'-0"
Graphic Scale : 1 1/2" = 1'-0"

Revisions:	Date:

CONSULTANT

IMEG
15 SUNNEN DR SUITE 104
SAINT LOUIS, MO 63143
314.645.1132 FAX: 314.645.1173
www.imegcorp.com **# 17002665.02**

ARCHITECT/ENGINEER OF RECORD

Romanyk Consulting
Focusing on what matters
Romanyk Consulting Corp. www.romanykconsulting.com
3308 Preston Road, Suite 350-164, Plano, Texas 75093

STAMP

WISCONSIN
E-25725
ARED G. WIECZOREK
#42666-6
SWISHER
IOWA
PROFESSIONAL ENGINEER

Office of Construction and Facilities Management

VA U.S. Department of Veterans Affairs

Drawing Title BUILDING 111 LEVEL 02 - PLUMBING DEMOLITION PLAN

Approved:

Phase FINAL BID DOCUMENTS

Sprinklered FULLY SPRINKLERED

Project Title EHRM INFRASTRUCTURE UPGRADES – MILWAUKEE, WI

Location 5000 W. NATIONAL AVENUE MILWAUKEE, WI

Issue Date SEPTEMBER 5, 2025 | **Checked** AW | **Drawn** DAW

Project Number 695-21-700

Building Number 111

Drawing Number 111-PD104

8/30/2025 10:18:32 AM

Autodesk Docs://OCFM East - Milwaukee EHRM (R24)/Consolidated Model (R24).rvt

VA FORM 08 - 6231

KEY NOTES

1. THERE ARE NO PLUMBING SYSTEMS IN THIS AREA TO BE DEMOLISHED.

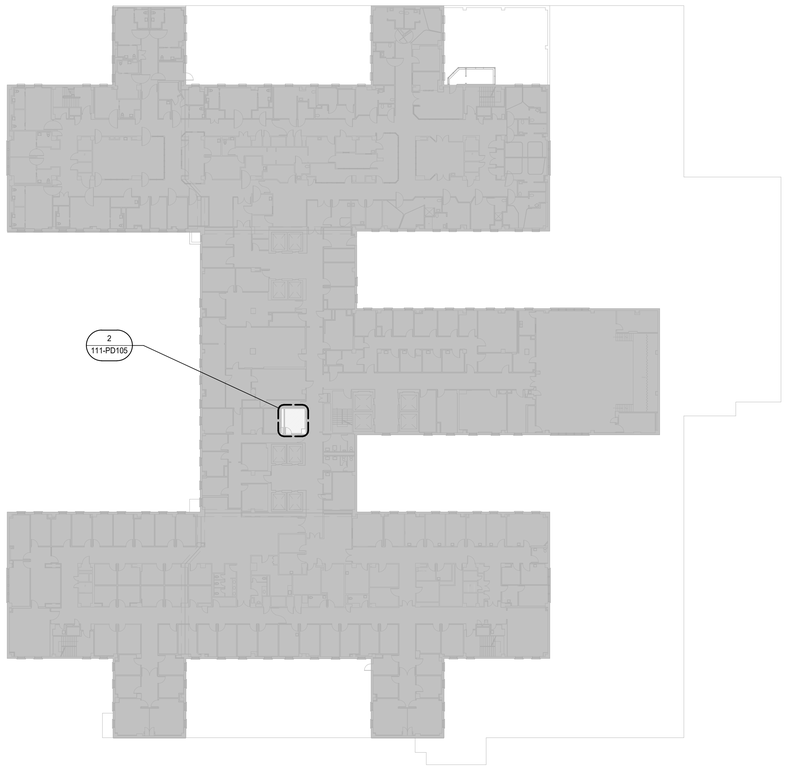

1 BUILDING 111 LEVEL 03 FLOOR PLAN - PLUMBING DEMOLITION
1" = 30'-0"

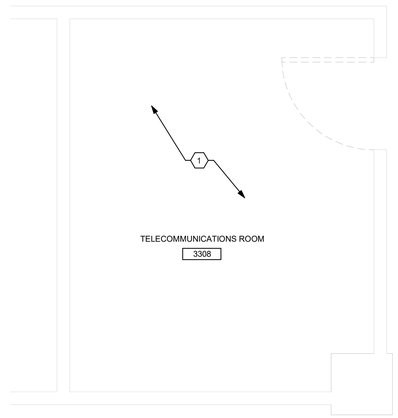

2 RM. 3308 ENLARGED PLAN - PLUMBING DEMOLITION
1/2" = 1'-0"

TRUE NORTH
PLAN NORTH

0' 15' 30' 60'
Graphic Scale : 1" = 30'-0"

Revisions:	Date:

CONSULTANT

IMEG
15 SUNNEN DR SUITE 104
SAINT LOUIS, MO 63143
314.645.1132 FAX: 314.645.1173
www.imegcorp.com **# 17002665.02**

ARCHITECT/ENGINEER OF RECORD

Romanyk Consulting
Focusing on what matters
Romanyk Consulting Corp. www.romanykconsulting.com
3308 Preston Road, Suite 350-164, Plano, Texas 75093

STAMP

WISCONSIN
9/5/25
ARDO G. WIECZOREK
#42666-6
SWISHER
IOWA
PROFESSIONAL ENGINEER

Office of Construction and Facilities Management

VA | U.S. Department of Veterans Affairs

Drawing Title
BUILDING 111 LEVEL 03 - PLUMBING DEMOLITION PLAN

Approved:

Phase
FINAL BID DOCUMENTS

Sprinklered
FULLY SPRINKLERED

Project Title
EHRM INFRASTRUCTURE UPGRADES – MILWAUKEE, WI

Location
5000 W. NATIONAL AVENUE MILWAUKEE, WI

Issue Date SEPTEMBER 5, 2025 | **Checked** AW | **Drawn** DAW

Project Number
695-21-700

Building Number
111

Drawing Number
111-PD105

Graphic Scale: 3/32" = 1'-0"
Graphic Scale: 1/16" = 1'-0"
Graphic Scale: 3/16" = 1'-0"
Graphic Scale: 1/8" = 1'-0"
Graphic Scale: 1/4" = 1'-0"
Graphic Scale: 1/2" = 1'-0"
Graphic Scale: 3/4" = 1'-0"
Graphic Scale: 1" = 1'-0"
Graphic Scale: 1 1/2" = 1'-0"

Autodesk Docs://OCFM East - Milwaukee EHRM (R24)/Consolidated Model (R24).rvt
8/30/2025 10:18:35 AM

VA FORM 08 - 6231

KEY NOTES

1. THERE ARE NO PLUMBING SYSTEMS IN THIS AREA TO BE DEMOLISHED.

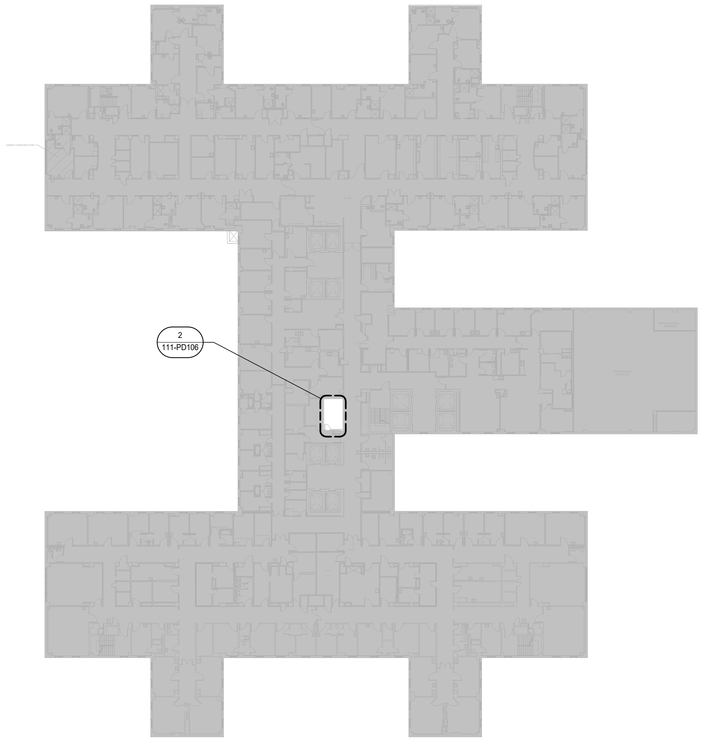

1 BUILDING 111 LEVEL 04 FLOOR PLAN - PLUMBING DEMOLITION
1" = 30'-0"

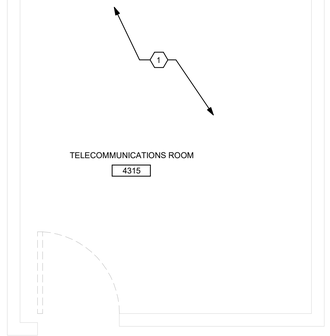

2 RM. 4315 ENLARGED PLAN - PLUMBING DEMOLITION
1/2" = 1'-0"

TRUE NORTH
PLAN NORTH

0' 15' 30' 60'
Graphic Scale : 1" = 30'-0"

Graphic Scale: 1/16" = 1'-0" (0' 8' 16' 32')
Graphic Scale: 1/8" = 1'-0" (0' 4' 8' 16')
Graphic Scale: 3/32" = 1'-0" (0' 4" 8" 1' 2')
Graphic Scale: 1/4" = 1'-0" (0' 1' 2' 4')
Graphic Scale: 3/16" = 1'-0" (0' 3' 6' 12')
Graphic Scale: 1/2" = 1'-0" (0' 1' 2' 4')
Graphic Scale: 3/4" = 1'-0" (0' 6" 1' 2')
Graphic Scale: 1" = 1'-0" (0' 6" 1' 2')
Graphic Scale: 1 1/2" = 1'-0" (0' 3" 6" 1' 1'6")

Revisions:	Date:

CONSULTANT

IMEG
15 SUNNEN DR SUITE 104
SAINT LOUIS, MO 63143
314.645.1132 FAX: 314.645.1173
www.imegcorp.com **# 17002665.02**

ARCHITECT/ENGINEER OF RECORD

Romanyk Consulting
Focusing on what matters
Romanyk Consulting Corp. www.romanykconsulting.com
3308 Preston Road, Suite 350-164, Plano, Texas 75093

STAMP

WISCONSIN 9/5/25 ARED G. WIECZOREK #42666-6 SWISHER IOWA PROFESSIONAL ENGINEER

Office of Construction and Facilities Management

VA U.S. Department of Veterans Affairs

Drawing Title BUILDING 111 LEVEL 04 - PLUMBING DEMOLITION PLAN

Approved:

Phase FINAL BID DOCUMENTS

Sprinklered FULLY SPRINKLERED

Project Title EHRM INFRASTRUCTURE UPGRADES – MILWAUKEE, WI

Location 5000 W. NATIONAL AVENUE MILWAUKEE, WI

Issue Date SEPTEMBER 5, 2025 | **Checked** AW | **Drawn** DAW

Project Number 695-21-700

Building Number 111

Drawing Number 111-PD106

Autodesk Docs://OCFM East - Milwaukee EHRM (R24)/Consolidated Model (R24).rvt
8/30/2025 10:18:38 AM

KEY NOTES

1. THERE ARE NO PLUMBING SYSTEMS IN THIS AREA TO BE DEMOLISHED.

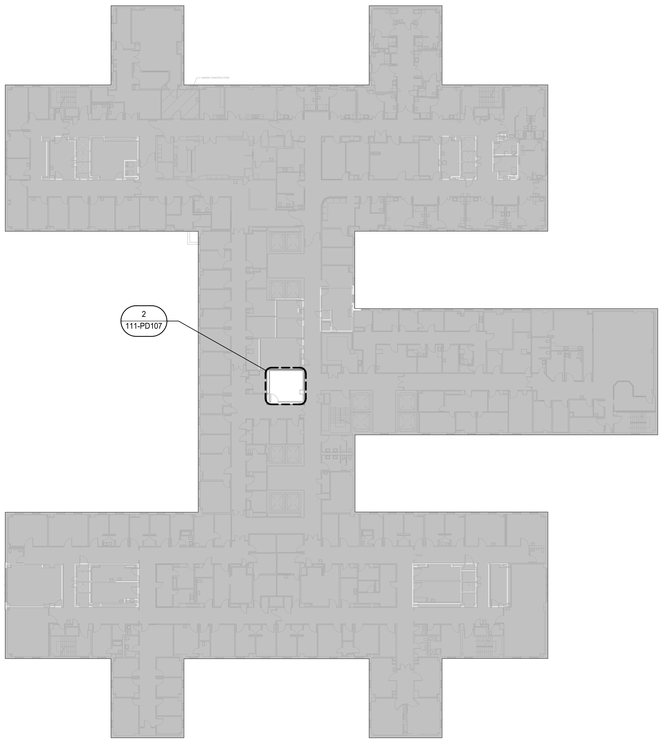

1 BUILDING 111 LEVEL 05 FLOOR PLAN - PLUMBING DEMOLITION
1" = 30'-0"

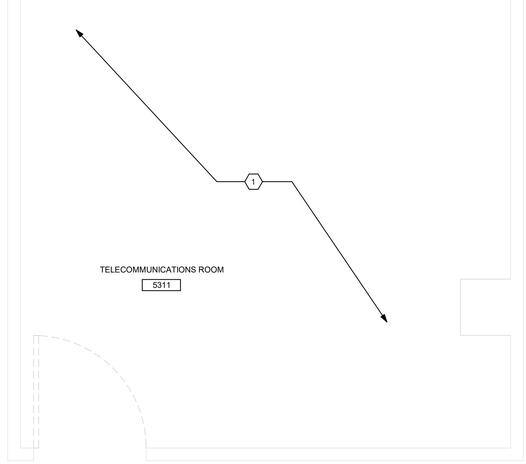

2 RM. 5311 ENLARGED PLAN - PLUMBING DEMOLITION
1/2" = 1'-0"

TRUE NORTH
PLAN NORTH

0' 15' 30' 60'
Graphic Scale : 1" = 30'-0"

Graphic Scale : 1/16" = 1'-0" (0' 8' 16' 32')
Graphic Scale : 1/8" = 1'-0" (0' 4' 8' 16')
Graphic Scale : 3/32" = 1'-0" (0' 4" 8" 1' 2')
Graphic Scale : 1/4" = 1'-0" (0' 1' 2' 4')
Graphic Scale : 3/16" = 1'-0" (0' 3' 6' 12')
Graphic Scale : 1/2" = 1'-0" (0' 1' 2' 4')
Graphic Scale : 3/4" = 1'-0" (0' 6" 1' 2')
Graphic Scale : 1" = 1'-0" (0' 6" 1' 2')
Graphic Scale : 1 1/2" = 1'-0" (0' 3" 6" 1' 1' 6")

Revisions:	Date:

CONSULTANT

IMEG
15 SUNNEN DR SUITE 104
SAINT LOUIS, MO 63143
314.645.1132 FAX: 314.645.1173
www.imegcorp.com **# 17002665.02**

ARCHITECT/ENGINEER OF RECORD

Romanyk Consulting
Focusing on what matters
Romanyk Consulting Corp. www.romanykconsulting.com
3308 Preston Road, Suite 350-164, Plano, Texas 75093

STAMP

WISCONSIN 9/5/25 ARCO G. WIECZOREK #42666-6 SWISHER IOWA PROFESSIONAL ENGINEER

Office of Construction and Facilities Management
VA | U.S. Department of Veterans Affairs

Drawing Title BUILDING 111 LEVEL 05 - PLUMBING DEMOLITION PLAN
Approved:
Phase FINAL BID DOCUMENTS
Sprinklered FULLY SPRINKLERED
Project Title EHRM INFRASTRUCTURE UPGRADES – MILWAUKEE, WI
Location 5000 W. NATIONAL AVENUE MILWAUKEE, WI
Issue Date SEPTEMBER 5, 2025 | **Checked** AW | **Drawn** DAW
Project Number 695-21-700
Building Number 111
Drawing Number 111-PD107

Autodesk Docs://OCFM East - Milwaukee EHRM (R24)/Consolidated Model (R24).rvt
8/30/2025 10:18:41 AM

KEY NOTES

1. THERE ARE NO PLUMBING SYSTEMS IN THIS AREA TO BE DEMOLISHED.

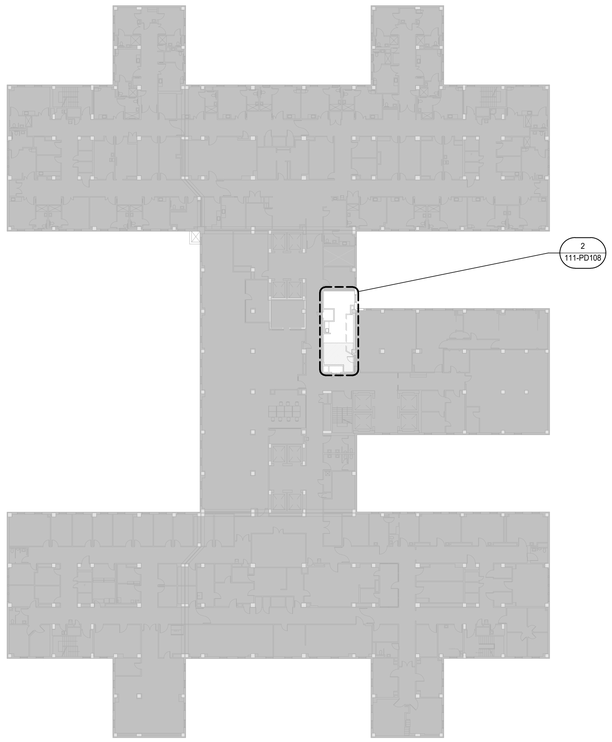

1 BUILDING 111 LEVEL 06 FLOOR PLAN - PLUMBING DEMOLITION
1" = 30'-0"

TELECOMMUNICATIONS ROOM
6410A

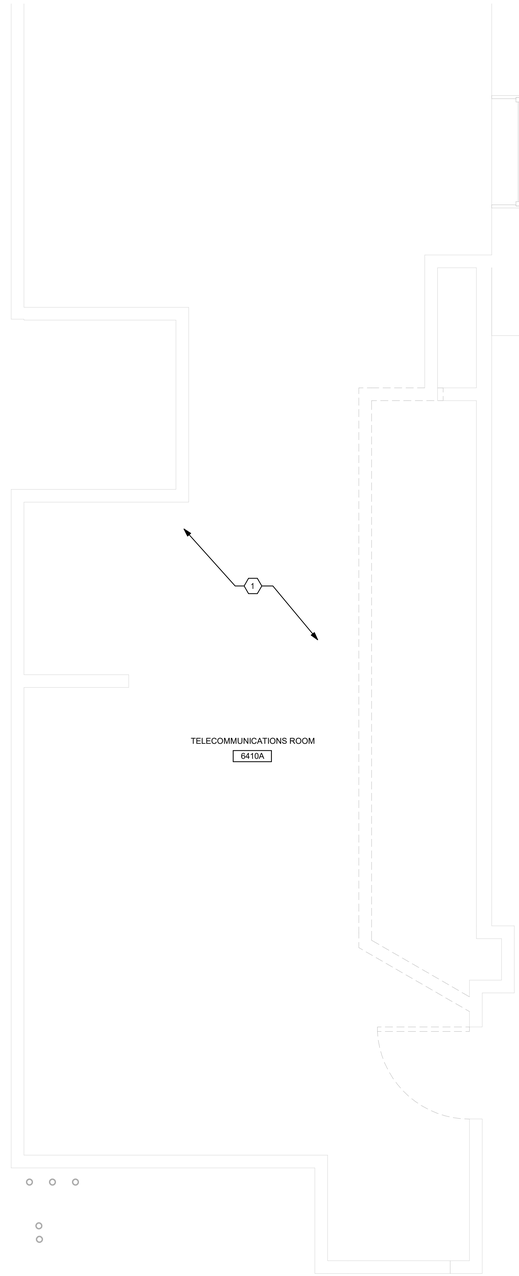

2 RM. 6410 ENLARGED PLAN - PLUMBING DEMOLITION
1/2" = 1'-0"

TRUE NORTH
PLAN NORTH

0' 15' 30' 60'
Graphic Scale : 1" = 30'-0"

Graphic Scale : 1/16" = 1'-0" (0' 8' 16' 32')
Graphic Scale : 1/8" = 1'-0" (0' 4' 8' 16')
Graphic Scale : 3/32" = 1'-0" (0' 4" 8" 1' 2')
Graphic Scale : 1/4" = 1'-0" (0' 1' 2' 4')
Graphic Scale : 3/16" = 1'-0" (0' 3" 6" 1' 1'6")
Graphic Scale : 1/2" = 1'-0" (0' 1' 2' 4')
Graphic Scale : 3/8" = 1'-0" (0' 6" 1' 2')
Graphic Scale : 1" = 1'-0" (0' 6" 1' 2')
Graphic Scale : 1 1/2" = 1'-0" (0' 3" 6" 1' 1'6")

Revisions:	Date:

CONSULTANT

IMEG
15 SUNNEN DR SUITE 104
SAINT LOUIS, MO 63143
314.645.1132 FAX: 314.645.1173
www.imegcorp.com **# 17002665.02**

ARCHITECT/ENGINEER OF RECORD

Romanyk Consulting
Focusing on what matters
Romanyk Consulting Corp. www.romanykconsulting.com
3308 Preston Road, Suite 350-164, Plano, Texas 75093

STAMP

WISCONSIN 19525 ARED G. WIECZOREK #42666-6 SWISHER IOWA PROFESSIONAL ENGINEER

Office of Construction and Facilities Management

VA U.S. Department of Veterans Affairs

Drawing Title BUILDING 111 LEVEL 06 - PLUMBING DEMOLITION PLAN	**Phase** FINAL BID DOCUMENTS
Approved:	**Sprinklered** FULLY SPRINKLERED

Project Title EHRM INFRASTRUCTURE UPGRADES – MILWAUKEE, WI
Location 5000 W. NATIONAL AVENUE MILWAUKEE, WI
Issue Date SEPTEMBER 5, 2025 | **Checked** AW | **Drawn** DAW

Project Number 695-21-700
Building Number 111
Drawing Number 111-PD108

Autodesk Docs://OCFM East - Milwaukee EHRM (R24)/Consolidated Model (R24).rvt
8/30/2025 10:18:43 AM

VA FORM 08 - 6231

KEY NOTES

1. THERE ARE NO PLUMBING SYSTEMS IN THIS AREA TO BE DEMOLISHED.

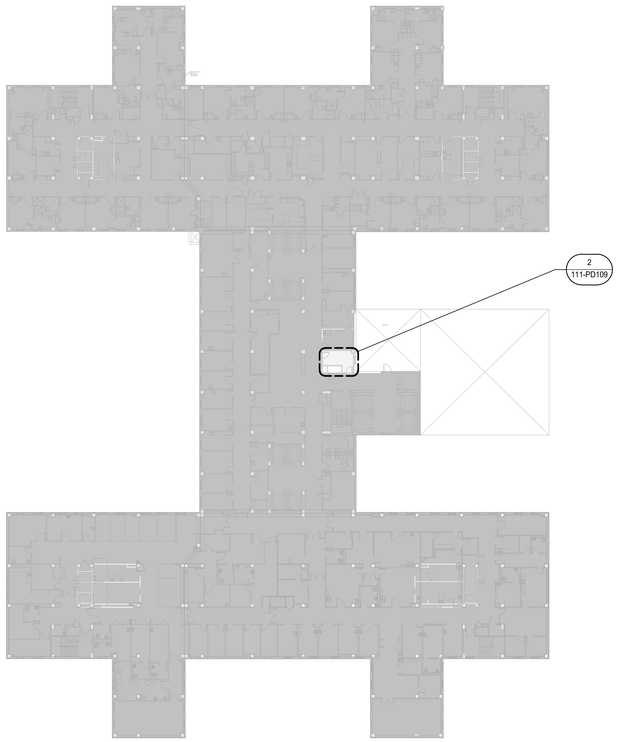

1 BUILDING 111 LEVEL 07 FLOOR PLAN - PLUMBING DEMOLITION
1" = 30'-0"

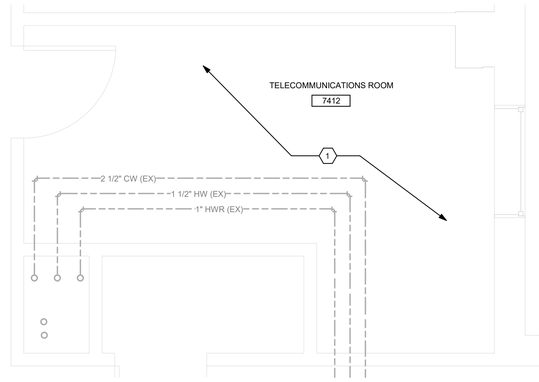

2 RM. 7412 ENLARGED PLAN - PLUMBING DEMOLITION
1/2" = 1'-0"

TRUE NORTH
PLAN NORTH

0' 15' 30' 60'
Graphic Scale : 1" = 30'-0"

Revisions:	Date:

CONSULTANT

IMEG
15 SUNNEN DR SUITE 104
SAINT LOUIS, MO 63143
314.645.1132 FAX: 314.645.1173
www.imegcorp.com # 17002665.02

ARCHITECT/ENGINEER OF RECORD

Romanyk Consulting
Focusing on what matters
Romanyk Consulting Corp. www.romanykconsulting.com
3308 Preston Road, Suite 350-164, Plano, Texas 75093

STAMP

WISCONSIN 9/5/25 ARLO G. WIECZOREK #42666-6 SWISHER IOWA PROFESSIONAL ENGINEER

Office of Construction and Facilities Management

VA U.S. Department of Veterans Affairs

Drawing Title	Phase	Project Title	Project Number
BUILDING 111 LEVEL 07 - PLUMBING DEMOLITION PLAN	FINAL BID DOCUMENTS	EHRM INFRASTRUCTURE UPGRADES – MILWAUKEE, WI	695-21-700
			Building Number: 111
Approved:	Sprinklered: FULLY SPRINKLERED	Location: 5000 W. NATIONAL AVENUE MILWAUKEE, WI	Drawing Number: 111-PD109
		Issue Date: SEPTEMBER 5, 2025 / Checked: AW / Drawn: DAW	

VA FORM 08 - 6231

8/30/2025 10:18:50 AM

Autodesk Docs://OCFM East - Milwaukee EHRM (R24)/Consolidated Model (R24).rvt

KEY NOTES

1. DEMOLISH SINK. PARTIALLY DEMOLISH PIPE BRANCHES FOR PREPARATION FOR RECONNECTION. SANITARY RISER CONNECTION, VENT, COLD AND HOT WATER PIPE BRANCHES TO REMAIN FOR RECONNECTION.

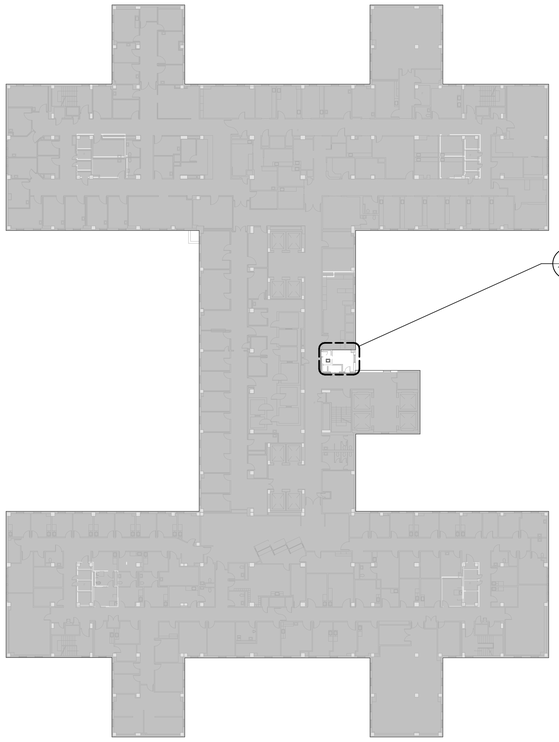

1 BUILDING 111 LEVEL 08 FLOOR PLAN - PLUMBING DEMOLITION
1" = 30'-0"

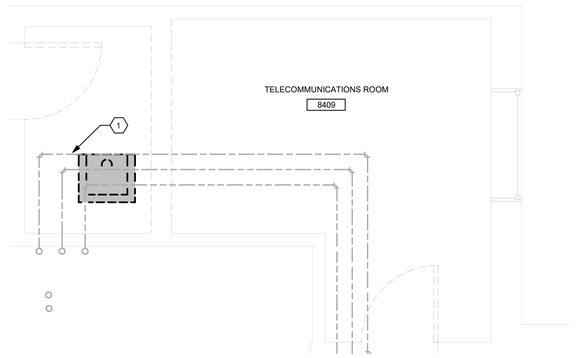

2 RM. 8409 ENLARGED PLAN - PLUMBING DEMOLITION
1/2" = 1'-0"

TRUE NORTH
PLAN NORTH

0' 15' 30' 60'
Graphic Scale : 1" = 30'-0"

Graphic Scale : 3/32" = 1'-0"
Graphic Scale : 1/8" = 1'-0"
Graphic Scale : 1/4" = 1'-0"
Graphic Scale : 3/16" = 1'-0"
Graphic Scale : 1/2" = 1'-0"
Graphic Scale : 3/4" = 1'-0"
Graphic Scale : 1" = 1'-0"
Graphic Scale : 1 1/2" = 1'-0"

Revisions:	Date:

CONSULTANT

IMEG
15 SUNNEN DR SUITE 104
SAINT LOUIS, MO 63143
314.645.1132 FAX: 314.645.1173
www.imegcorp.com # 17002665.02

ARCHITECT/ENGINEER OF RECORD

Romanyk Consulting
Focusing on what matters
Romanyk Consulting Corp. www.romanykconsulting.com
3308 Preston Road, Suite 350-164, Plano, Texas 75093

STAMP

WISCONSIN
9/5/25
ARDO G. WIECZOREK
#42666-6
SWISHER
IOWA
PROFESSIONAL ENGINEER

Office of Construction and Facilities Management

VA U.S. Department of Veterans Affairs

Drawing Title BUILDING 111 LEVEL 08 - PLUMBING DEMOLITION PLAN

Approved:

Phase FINAL BID DOCUMENTS

Sprinklered FULLY SPRINKLERED

Project Title EHRM INFRASTRUCTURE UPGRADES – MILWAUKEE, WI

Location 5000 W. NATIONAL AVENUE MILWAUKEE, WI

Issue Date SEPTEMBER 5, 2025 | **Checked** AW | **Drawn** DAW

Project Number 695-21-700

Building Number 111

Drawing Number 111-PD110

Autodesk Docs://OCFM East - Milwaukee EHRM (R24)/Consolidated Model (R24).rvt
8/30/2025 10:18:53 AM

VA FORM 08 - 6231

KEY NOTES

1. DEMOLISH SINK, SANITARY, VENT, COLD WATER, HOT WATER, AND HOT WATER RETURN PIPE BRANCHES TO REMAIN FOR RECONNECTION.

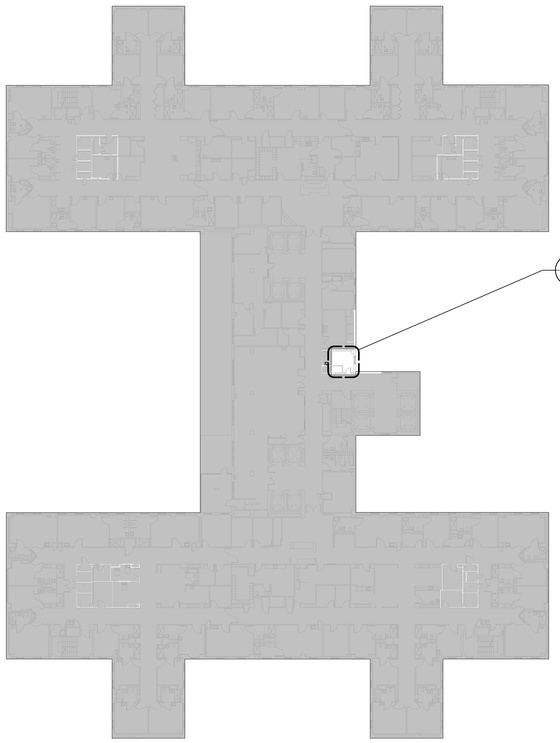

1 BUILDING 111 LEVEL 09 FLOOR PLAN - PLUMBING DEMOLITION
1" = 30'-0"

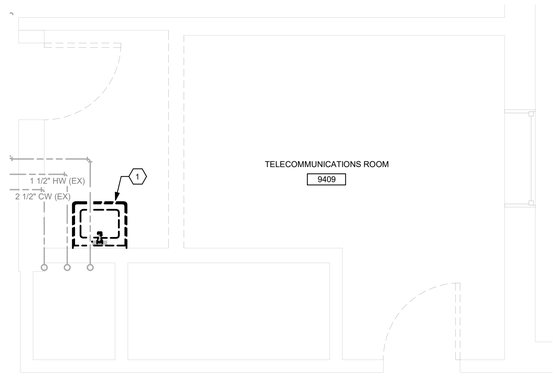

2 RM. 9409 ENLARGED PLAN - PLUMBING DEMOLITION
1/2" = 1'-0"

TRUE NORTH
PLAN NORTH

0' 15' 30' 60'
Graphic Scale : 1" = 30'-0"

Graphic Scale : 1/16" = 1'-0" (0' 8' 16' 32')
Graphic Scale : 1/8" = 1'-0" (0' 4' 8' 16')
Graphic Scale : 3/32" = 1'-0" (0' 4" 8" 1' 2')
Graphic Scale : 1/4" = 1'-0" (0' 1' 2' 4')
Graphic Scale : 3/16" = 1'-0" (0' 1' 3' 6' 12')
Graphic Scale : 1/2" = 1'-0" (0' 1' 2' 4')
Graphic Scale : 3/4" = 1'-0" (0' 6" 1' 2')
Graphic Scale : 1" = 1'-0" (0' 6" 1' 2')
Graphic Scale : 1 1/2" = 1'-0" (0' 3" 6" 1' 1' 6")

Revisions:	Date:

CONSULTANT

IMEG
15 SUNNEN DR SUITE 104
SAINT LOUIS, MO 63143
314.645.1132 FAX: 314.645.1173
www.imegcorp.com # 17002665.02

ARCHITECT/ENGINEER OF RECORD

Romanyk Consulting
Focusing on what matters
Romanyk Consulting Corp. www.romanykconsulting.com
3308 Preston Road, Suite 350-164, Plano, Texas 75093

STAMP

WISCONSIN
9/5/25
ARCO G. WIECZOREK #42666-6 SWISHER IOWA
PROFESSIONAL ENGINEER

Office of Construction and Facilities Management

VA U.S. Department of Veterans Affairs

Drawing Title BUILDING 111 LEVEL 09 - PLUMBING DEMOLITION PLAN	**Phase** FINAL BID DOCUMENTS
Approved:	**Sprinklered** FULLY SPRINKLERED

Project Title EHRM INFRASTRUCTURE UPGRADES – MILWAUKEE, WI
Location 5000 W. NATIONAL AVENUE MILWAUKEE, WI
Issue Date SEPTEMBER 5, 2025 | **Checked** AW | **Drawn** DAW

Project Number 695-21-700
Building Number 111
Drawing Number 111-PD111

Autodesk Docs://OCFM East - Milwaukee EHRM (R24)/Consolidated Model (R24).rvt
8/30/2025 10:18:56 AM

VA FORM 08 - 6231

KEY NOTES

1. DEMOLISH SINK, SANITARY, VENT, COLD WATER, HOT WATER, AND HOT WATER RETURN PIPE BRANCHES TO REMAIN FOR RECONNECTION.

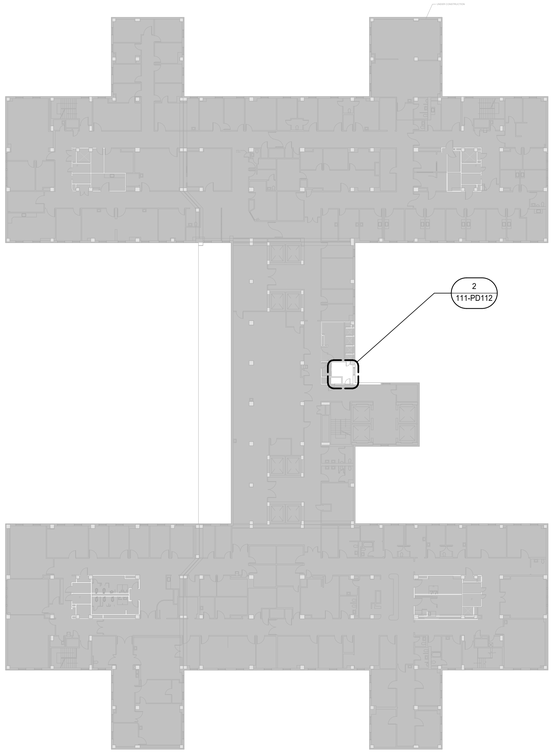

1 BUILDING 111 LEVEL 10 FLOOR PLAN - PLUMBING DEMOLITION
1" = 30'-0"

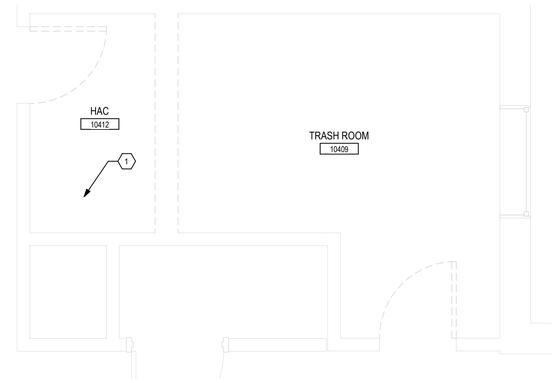

2 RM. 10409 ENLARGED PLAN - PLUMBING DEMOLITION
1/2" = 1'-0"

TRUE NORTH
PLAN NORTH

0' 15' 30' 60'
Graphic Scale : 1" = 30'-0"

Graphic Scale: 1/16" = 1'-0" (0' 8' 16' 32')
Graphic Scale: 1/8" = 1'-0" (0' 4' 8' 16')
Graphic Scale: 3/32" = 1'-0" (0' 4" 8" 1' 2')
Graphic Scale: 1/4" = 1'-0" (0' 1' 2' 4')
Graphic Scale: 3/16" = 1'-0" (0' 1' 3' 6' 12')
Graphic Scale: 1/2" = 1'-0" (0' 1' 2' 4')
Graphic Scale: 3/4" = 1'-0" (0' 6" 1' 2')
Graphic Scale: 1" = 1'-0" (0' 6" 1' 2')
Graphic Scale: 1 1/2" = 1'-0" (0' 3" 6" 1' 1'-6")

Revisions:	Date:

CONSULTANT

IMEG
15 SUNNEN DR SUITE 104
SAINT LOUIS, MO 63143
314.645.1132 FAX: 314.645.1173
www.imegcorp.com **# 17002665.02**

ARCHITECT/ENGINEER OF RECORD

Romanyk Consulting
Focusing on what matters
Romanyk Consulting Corp. www.romanykconsulting.com
3308 Preston Road, Suite 350-164, Plano, Texas 75093

STAMP

WISCONSIN
9/5/25
ARED G. WIECZOREK
#42666-6
SWISHER
IOWA
PROFESSIONAL ENGINEER

Office of Construction and Facilities Management

VA U.S. Department of Veterans Affairs

Drawing Title BUILDING 111 LEVEL 10 - PLUMBING DEMOLITION PLAN	**Phase** FINAL BID DOCUMENTS	**Project Title** EHRM INFRASTRUCTURE UPGRADES – MILWAUKEE, WI	**Project Number** 695-21-700
			Building Number 111
Approved:	**Sprinklered** FULLY SPRINKLERED	**Location** 5000 W. NATIONAL AVENUE MILWAUKEE, WI	**Drawing Number** 111-PD112
		Issue Date SEPTEMBER 5, 2025 / **Checked** AW / **Drawn** DAW	

Autodesk Docs://OCFM East - Milwaukee EHRM (R24)/Consolidated Model (R24).rvt
8/30/2025 10:18:59 AM

10 9 8 7 6 5 4 3 2 1