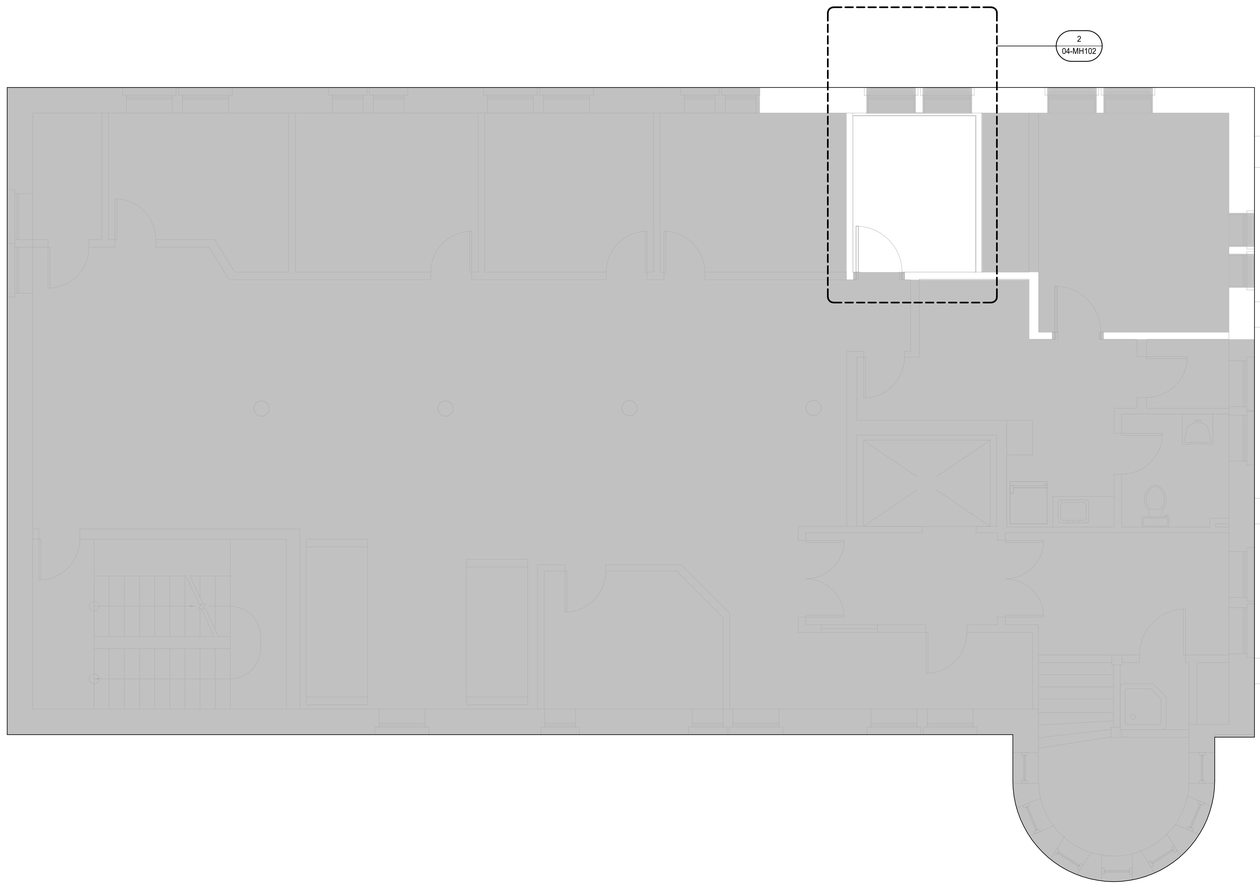

1 BLDG 4 - SECOND FLOOR - OVERALL MECHANICAL
1/4" = 1'-0"

KEY NOTES

1. TEMPERATURE CONTROL. REFERENCE MECHANICAL CONTROL PLANS FOR CONTROLS AND MONITORING.
2. SHADED AREA INDICATES RECOMMENDED 36" CLEARENCE FOR DX UNIT.

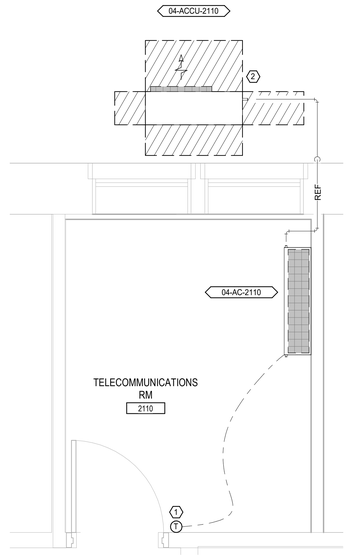

2 SECOND FLOOR ENLARGED MECHANICAL PLAN
1/2" = 1'-0"

TRUE NORTH
PLAN NORTH

Graphic Scale: 1/16" = 1'-0" (0' 8' 16' 32')
Graphic Scale: 1/8" = 1'-0" (0' 4' 8' 16')
Graphic Scale: 3/32" = 1'-0" (0' 4" 8" 1' 2')
Graphic Scale: 1/4" = 1'-0" (0' 1' 2' 4')
Graphic Scale: 3/16" = 1'-0" (0' 1' 3' 6' 12')
Graphic Scale: 1/2" = 1'-0" (0' 1' 2' 4')
Graphic Scale: 3/4" = 1'-0" (0' 6" 1' 2')
Graphic Scale: 1" = 1'-0" (0' 6" 1' 2')
Graphic Scale: 1 1/2" = 1'-0" (0' 3" 6" 1' 1' 6")

Revisions:	Date:

CONSULTANT

IMEG
15 SUNNEN DR SUITE 104
SAINT LOUIS, MO 63143
314.645.1132 FAX: 314.645.1173
www.imegcorp.com **# 17002665.02**

ARCHITECT/ENGINEER OF RECORD

Romanyk Consulting
Focusing on what matters
Romanyk Consulting Corp. www.romanykconsulting.com
3308 Preston Road, Suite 350-164, Plano, Texas 75093

STAMP

WISCONSIN
9525
AMED G. WIECZOREK
#42666-6
SWISHER
IOWA
PROFESSIONAL ENGINEER

Office of Construction and Facilities Management
VA U.S. Department of Veterans Affairs

Drawing Title BLDG 4 - SECOND FLOOR OVERALL AND ENLARGED MECHANICAL PLANS	**Phase** FINAL BID DOCUMENTS	**Project Title** EHRM INFRASTRUCTURE UPGRADES – MILWAUKEE, WI	**Project Number** 695-21-700
			Building Number 04
Approved:	**Sprinklered** FULLY SPRINKLERED	**Location** 5000 W. NATIONAL AVENUE MILWAUKEE, WI	**Drawing Number** 04-MH102
		Issue Date SEPTEMBER 5, 2025 / **Checked** AGW / **Drawn** HG	

Autodesk Docs://OCFM East - Milwaukee EHRM (R24)/Consolidated Model (R24).rvt
8/30/2025 10:22:54 AM

VA FORM 08 - 6231

KEY NOTES

1. EXISTING GRILLE TO REMAIN.

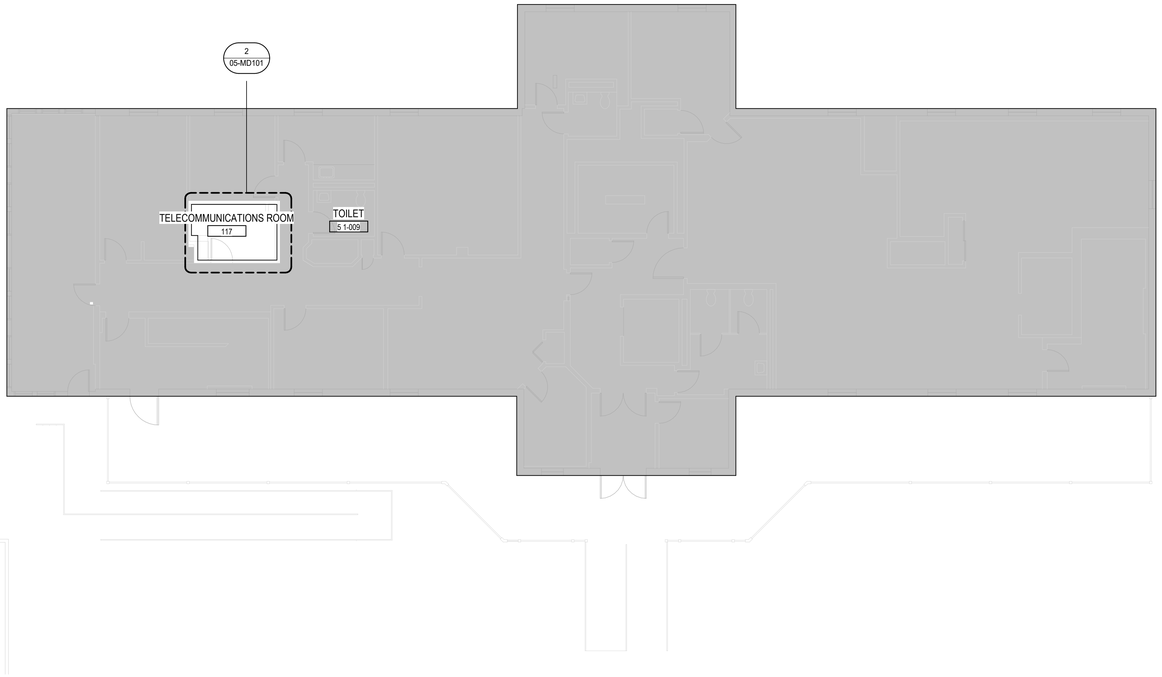

1 BLDG 5 - FIRST FLOOR - OVERALL MECHANICAL DEMOLITION
1/8" = 1'-0"

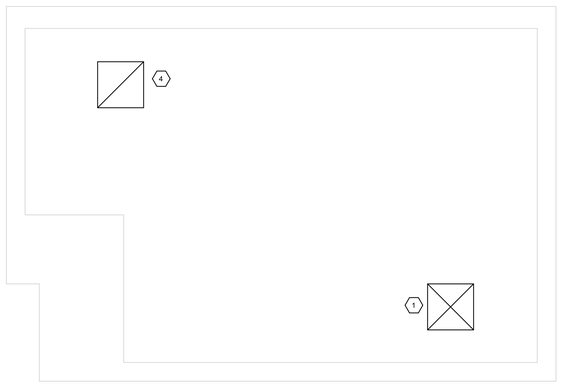

2 BLDG 5 - FIRST FLOOR - ENLARGED MECHANICAL DEMOLITION - ROOM 117
3/4" = 1'-0"

TRUE NORTH
PLAN NORTH

Revisions:	Date:

CONSULTANT

IMEG
15 SUNNEN DR SUITE 104
SAINT LOUIS, MO 63143
314.645.1132 FAX: 314.645.1173
www.imegcorp.com # 17002665.02

ARCHITECT/ENGINEER OF RECORD

Romanyk Consulting
Focusing on what matters
Romanyk Consulting Corp. www.romanykconsulting.com
3308 Preston Road, Suite 350-164, Plano, Texas 75093

STAMP

WISCONSIN
9/5/25
AREO G. WIECZOREK
#42666-6
SWISHER
IOWA
PROFESSIONAL ENGINEER

Office of Construction and Facilities Management

VA U.S. Department of Veterans Affairs

Drawing Title	Phase	Project Title	Project Number
BLDG 5 - FIRST FLOOR OVERALL & ENLARGED - MECHANICAL DEMO	FINAL BID DOCUMENTS	EHRM INFRASTRUCTURE UPGRADES – MILWAUKEE, WI	695-21-700
			Building Number: 05
Approved:	Sprinklered: FULLY SPRINKLERED	Location: 5000 W. NATIONAL AVENUE MILWAUKEE, WI	Drawing Number: 05-MD101
		Issue Date: SEPTEMBER 5, 2025 / Checked: AGW / Drawn: SM	

VA FORM 08 - 6231

8/30/2025 10:22:57 AM

Autodesk Docs://OCFM East - Milwaukee EHRM (R24)/Consolidated Model (R24).rvt

KEY NOTES

1. ROUTE REFRIGERANT PIPE ABOVE CEILING THEN OUT AND DOWN EXTERIOR WALL TO CONDENSING UNIT.
2. TEMPERATURE CONTROL. REFERENCE MECHANICAL CONTROL PLANS FOR CONTROLS AND MONITORING.
3. SHADED AREA INDICATES RECOMMENDED 36" CLEARENCE FOR DX UNIT.
4. REFRIGERANT PIPE UP.

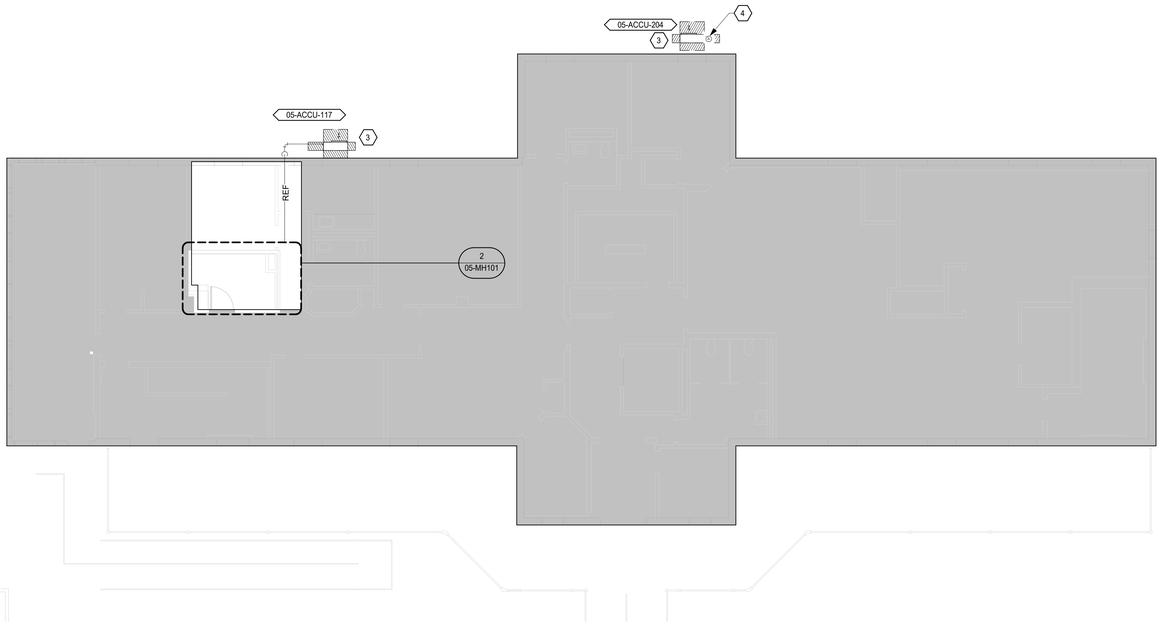

1 BLDG 5 - FIRST FLOOR - OVERALL MECHANICAL
1/8" = 1'-0"

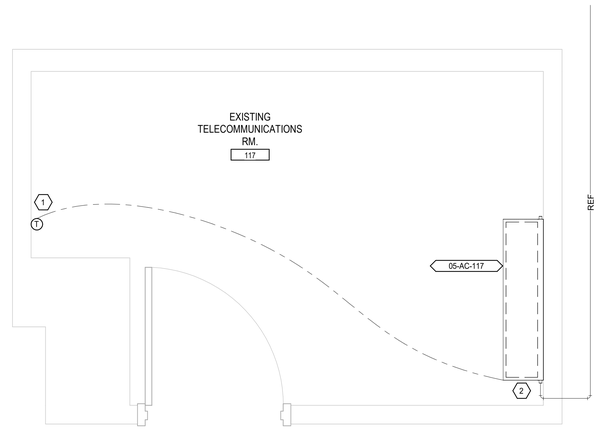

2 BLDG 5 - FIRST FLOOR - ENLARGED MECHANICAL
3/4" = 1'-0"

TRUE NORTH
PLAN NORTH

Revisions:	Date:

CONSULTANT

IMEG
15 SUNNEN DR SUITE 104
SAINT LOUIS, MO 63143
314.645.1132 FAX: 314.645.1173
www.imegcorp.com # 17002665.02

ARCHITECT/ENGINEER OF RECORD

Romanyk Consulting
Focusing on what matters
Romanyk Consulting Corp. www.romanykconsulting.com
3308 Preston Road, Suite 350-164, Plano, Texas 75093

STAMP

WISCONSIN 9/5/25 ARLO G. WIECZOREK #42666-6 SWISHER IOWA PROFESSIONAL ENGINEER

Office of Construction and Facilities Management

VA U.S. Department of Veterans Affairs

Drawing Title	Phase	Project Title	Project Number
BLDG 5 - BASEMENT/FIRST FLOOR OVERALL & ENLARGED - MECHANICAL	FINAL BID DOCUMENTS	EHRM INFRASTRUCTURE UPGRADES – MILWAUKEE, WI	695-21-700
			Building Number: 05
Approved:	Sprinklered: FULLY SPRINKLERED	Location: 5000 W. NATIONAL AVENUE MILWAUKEE, WI	Drawing Number: 05-MH101
		Issue Date: SEPTEMBER 5, 2025 / Checked: AGW / Drawn: JJS	

8/30/2025 10:23:00 AM

Autodesk Docs://OCFM East - Milwaukee EHRM (R24)/Consolidated Model (R24).rvt

VA FORM 08 - 6231

KEY NOTES

1. TEMPERATURE CONTROL. REFERENCE MECHANICAL CONTROL PLANS FOR CONTROLS AND MONITORING.
2. REF DOWN.

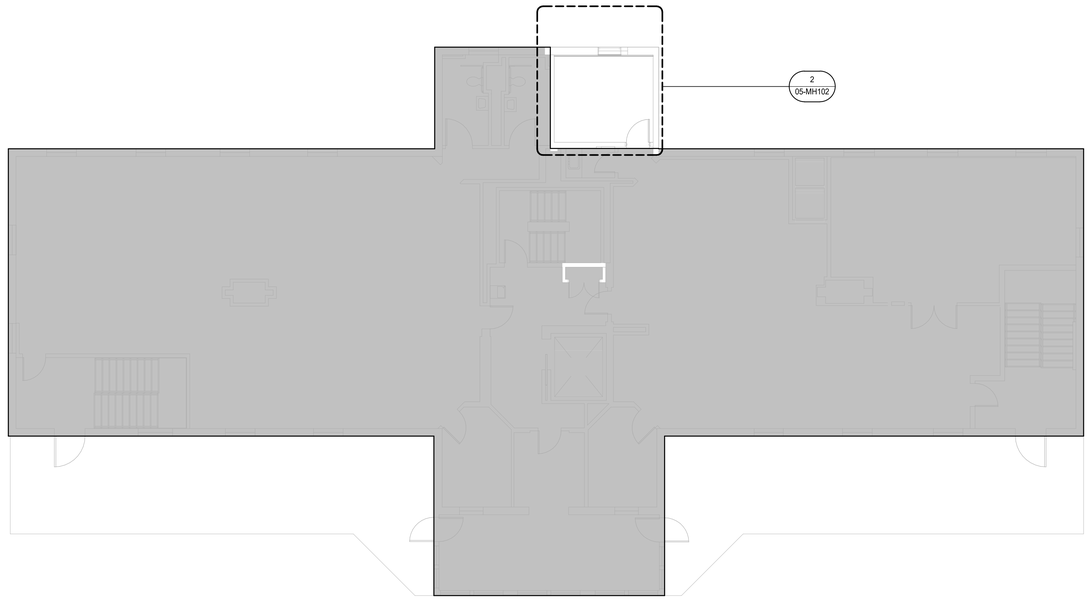

1 BLDG 5 - SECOND FLOOR - OVERALL MECHANICAL
1/8" = 1'-0"

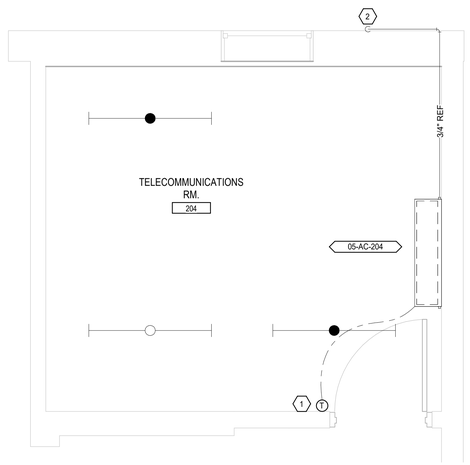

2 BLDG 5 - SECOND FLOOR - ENLARGED MECHANICAL - ROOM 204
1/2" = 1'-0"

TRUE NORTH
PLAN NORTH

Graphic Scale: 1/16" = 1'-0" (0' 8' 16' 32')
Graphic Scale: 1/8" = 1'-0" (0' 4' 8' 16')
Graphic Scale: 3/32" = 1'-0" (0' 4" 8" 1' 2')
Graphic Scale: 1/4" = 1'-0" (0' 1' 2' 4')
Graphic Scale: 3/16" = 1'-0" (0' 3" 6" 1' 2')
Graphic Scale: 1/2" = 1'-0" (0' 1' 2' 4')
Graphic Scale: 3/4" = 1'-0" (0' 6" 1' 2')
Graphic Scale: 1" = 1'-0" (0' 6" 1' 2')
Graphic Scale: 1 1/2" = 1'-0" (0' 3" 6" 1' 1' 6")

Revisions:	Date:

CONSULTANT

IMEG
15 SUNNEN DR SUITE 104
SAINT LOUIS, MO 63143
314.645.1132 FAX: 314.645.1173
www.imegcorp.com **# 17002665.02**

ARCHITECT/ENGINEER OF RECORD

Romanyk Consulting
Focusing on what matters
Romanyk Consulting Corp. www.romanykconsulting.com
3308 Preston Road, Suite 350-164, Plano, Texas 75093

STAMP

WISCONSIN
9/5/25
ARED G. WIECZOREK
#42666-6
SWISHER
IOWA
PROFESSIONAL ENGINEER

Office of Construction and Facilities Management
VA U.S. Department of Veterans Affairs

Drawing Title BLDG 5 - SECOND FLOOR OVERALL & ENLARGED - MECHANICAL	**Phase** FINAL BID DOCUMENTS	**Project Title** EHRM INFRASTRUCTURE UPGRADES – MILWAUKEE, WI	**Project Number** 695-21-700
Approved:	**Sprinklered** FULLY SPRINKLERED	**Location** 5000 W. NATIONAL AVENUE MILWAUKEE, WI	**Building Number** 05
		Issue Date SEPTEMBER 5, 2025 / **Checked** AGW / **Drawn** HWG	**Drawing Number** 05-MH102

Autodesk Docs://OCFM East - Milwaukee EHRM (R24)/Consolidated Model (R24).rvt
8/30/2025 10:23:03 AM

VA FORM 08 - 6231

KEY NOTES

1. DEMOLISH CONVECTOR AND CAP PIPING BELOW FLOOR AT NEAREST MAIN.
2. DEMOLISH DUCT AND DIFFUSER/GRILLE. CAP DUCT AT NEAREST MAIN OUTSIDE OF ROOM.
3. WALL CONVECTOR TO REMAIN.
4. HEATING WATER PIPING TO REMAIN.
5. DEMOLISH DUCT AND DUCT HEATING COIL. CAP DUCT AT NEAREST MAIN OUTSIDE OF ROOM.
6. DEMOLISH HOT WATER PIPING FROM ROOM AND CAP AT NEAREST MAIN OUTSIDE OF ROOM.

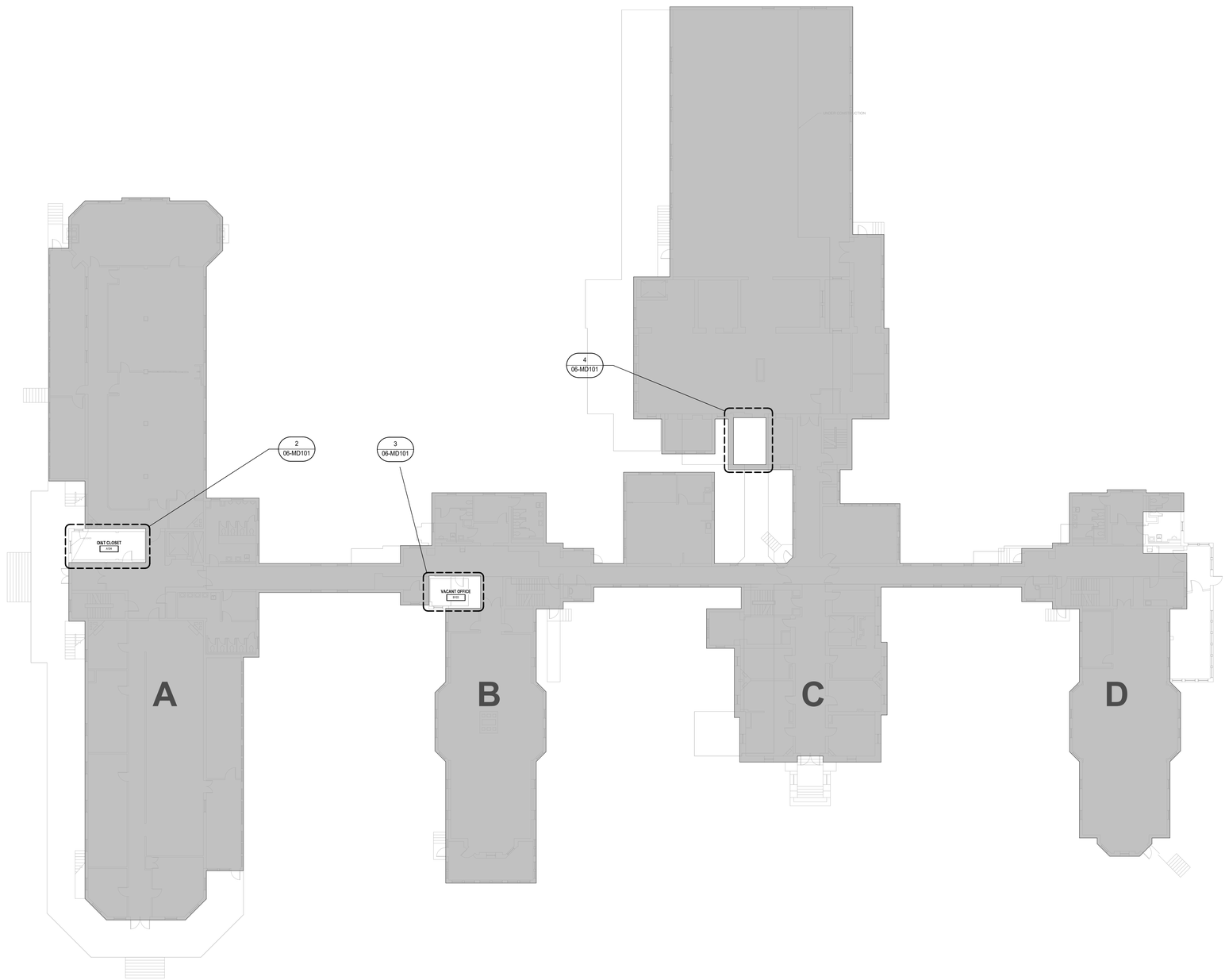

1 BUILDING 06 LEVEL 01 FLOOR PLAN - MECHANICAL DEMOLITION
1/16" = 1'-0"

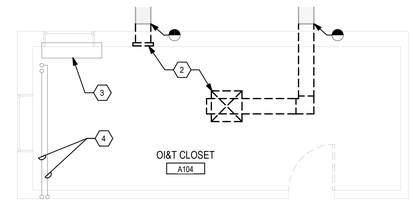

2 RM. A104 ENLARGED PLAN - MECHANICAL DEMOLITION
1/4" = 1'-0"

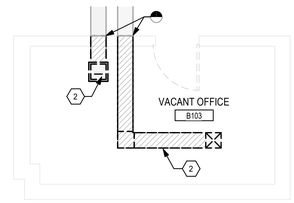

3 RM. B103 ENLARGED PLAN - MECHANICAL DEMOLITION
1/4" = 1'-0"

4 RM. 6-1-C102 ENLARGED PLAN - MECHANICAL DEMOLITION
1/4" = 1'-0"

TRUE NORTH
PLAN NORTH

Revisions:	Date:

CONSULTANT

IMEG
15 SUNNEN DR SUITE 104
SAINT LOUIS, MO 63143
314.645.1132 FAX: 314.645.1173
www.imegcorp.com # 17002665.02

ARCHITECT/ENGINEER OF RECORD

Romanyk Consulting
Focusing on what matters
Romanyk Consulting Corp. www.romanykconsulting.com
3308 Preston Road, Suite 350-164, Plano, Texas 75093

STAMP

WISCONSIN 9/5/25 ARLO G. WIECZOREK #42666-6 SWISHER IOWA PROFESSIONAL ENGINEER

Office of Construction and Facilities Management

VA U.S. Department of Veterans Affairs

Drawing Title: BUILDING 06 LEVEL 01 - MECHANICAL DEMOLITION PLAN	Phase: FINAL BID DOCUMENTS	Project Title: EHRM INFRASTRUCTURE UPGRADES – MILWAUKEE, WI	Project Number: 695-21-700
			Building Number: 06
Approved:	Sprinklered: FULLY SPRINKLERED	Location: 5000 W. NATIONAL AVENUE MILWAUKEE, WI	Drawing Number: 06-MD101
		Issue Date: SEPTEMBER 5, 2025 / Checked: AGW / Drawn: HWG	

VA FORM 08 - 6231

Autodesk Docs://OCFM East - Milwaukee EHRM (R24)/Consolidated Model (R24).rvt
8/30/2025 10:23:06 AM

KEY NOTES

1. EXISTING DUCT TO REMAIN.
2. DEMOLISH RETURN AIR GRILLE AND ASSOCIATED DUCT BACK TO MAIN. CAP AT MAIN.

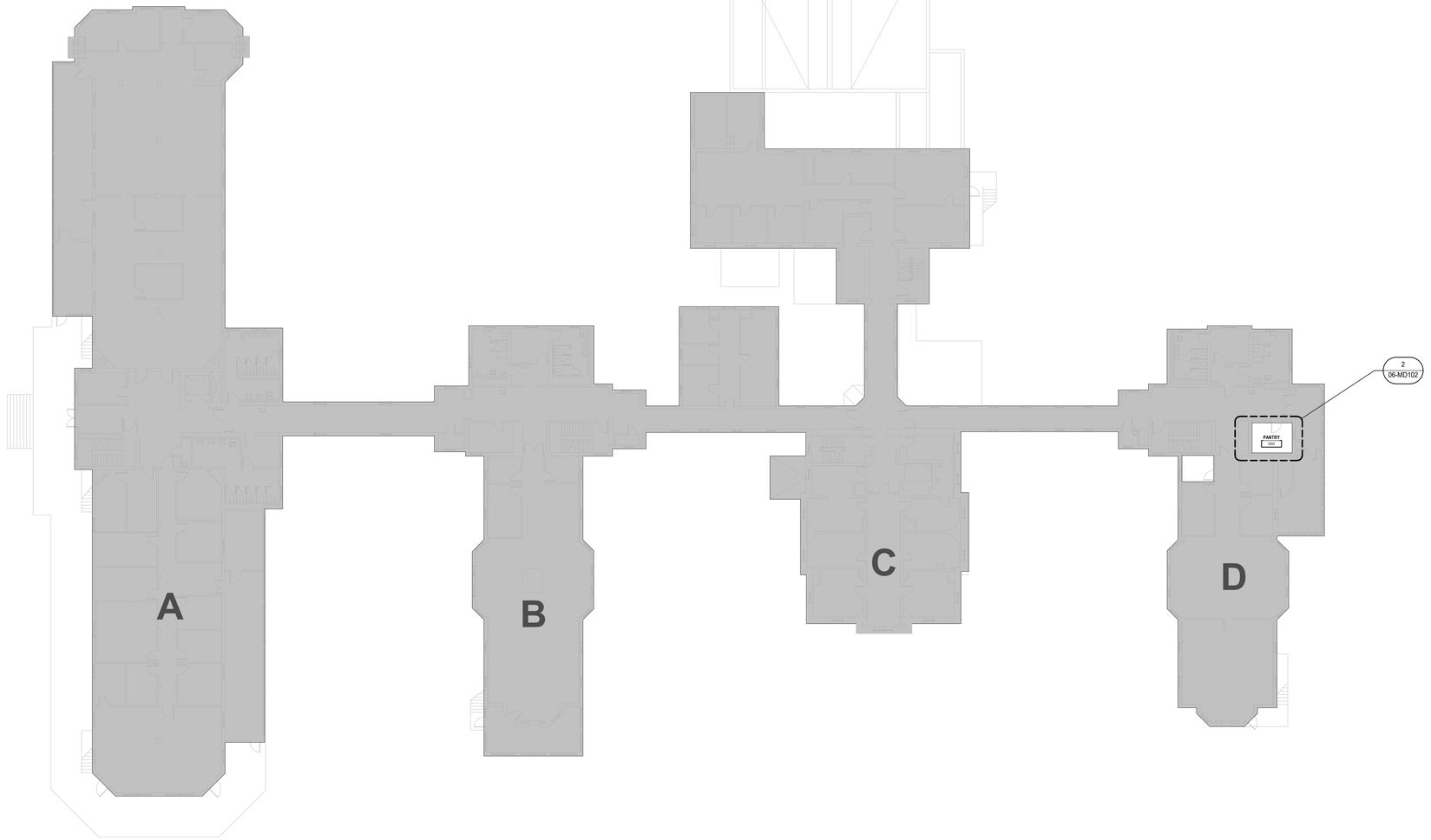

1 BUILDING 06 LEVEL 02 FLOOR PLAN - MECHANICAL DEMOLITION
1/16" = 1'-0"

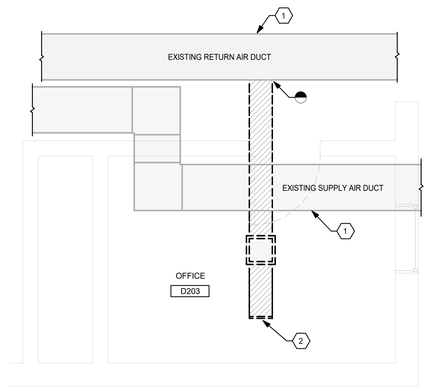

2 RM D203 ENLARGED PLAN - MECHANICAL DEMOLITION
3/8" = 1'-0"

TRUE NORTH
PLAN NORTH

Graphic Scale: 3/16" = 1'-0" (0' 1' 3' 6' 12')
Graphic Scale: 1/8" = 1'-0" (0' 4' 8' 16')
Graphic Scale: 3/32" = 1'-0" (0' 4" 8" 1' 2')
Graphic Scale: 1/4" = 1'-0" (0' 1' 2' 4')
Graphic Scale: 1/2" = 1'-0" (0' 1' 2' 4')
Graphic Scale: 3/4" = 1'-0" (0' 6" 1' 2')
Graphic Scale: 1" = 1'-0" (0' 6" 1' 2')
Graphic Scale: 1 1/2" = 1'-0" (0' 3" 6" 1' 1' 6")

Revisions:	Date:

CONSULTANT

IMEG
15 SUNNEN DR SUITE 104
SAINT LOUIS, MO 63143
314.645.1132 FAX: 314.645.1173
www.imegcorp.com **# 17002665.02**

ARCHITECT/ENGINEER OF RECORD

Romanyk Consulting
Focusing on what matters
Romanyk Consulting Corp. www.romanykconsulting.com
3308 Preston Road, Suite 350-164, Plano, Texas 75093

STAMP

WISCONSIN 9/5/25 ARCO G. WIECZOREK #42666-6 SWISHER IOWA PROFESSIONAL ENGINEER

Office of Construction and Facilities Management
VA | U.S. Department of Veterans Affairs

Drawing Title BUILDING 06 LEVEL 02 - MECHANICAL DEMOLITION PLAN
Approved:
Phase FINAL BID DOCUMENTS
Sprinklered FULLY SPRINKLERED
Project Title EHRM INFRASTRUCTURE UPGRADES – MILWAUKEE, WI
Location 5000 W. NATIONAL AVENUE MILWAUKEE, WI
Issue Date SEPTEMBER 5, 2025 | **Checked** AGW | **Drawn** DAW
Project Number 695-21-700
Building Number 06
Drawing Number 06-MD102

Autodesk Docs://OCFM East - Milwaukee EHRM (R24)/Consolidated Model (R24).rvt
8/30/2025 10:23:09 AM

VA FORM 08 - 6231

KEY NOTES

1. DEMOLISH GRILLES AND ASSOCIATED DUCTWORK BACK TO MAIN. CAP AT MAIN.

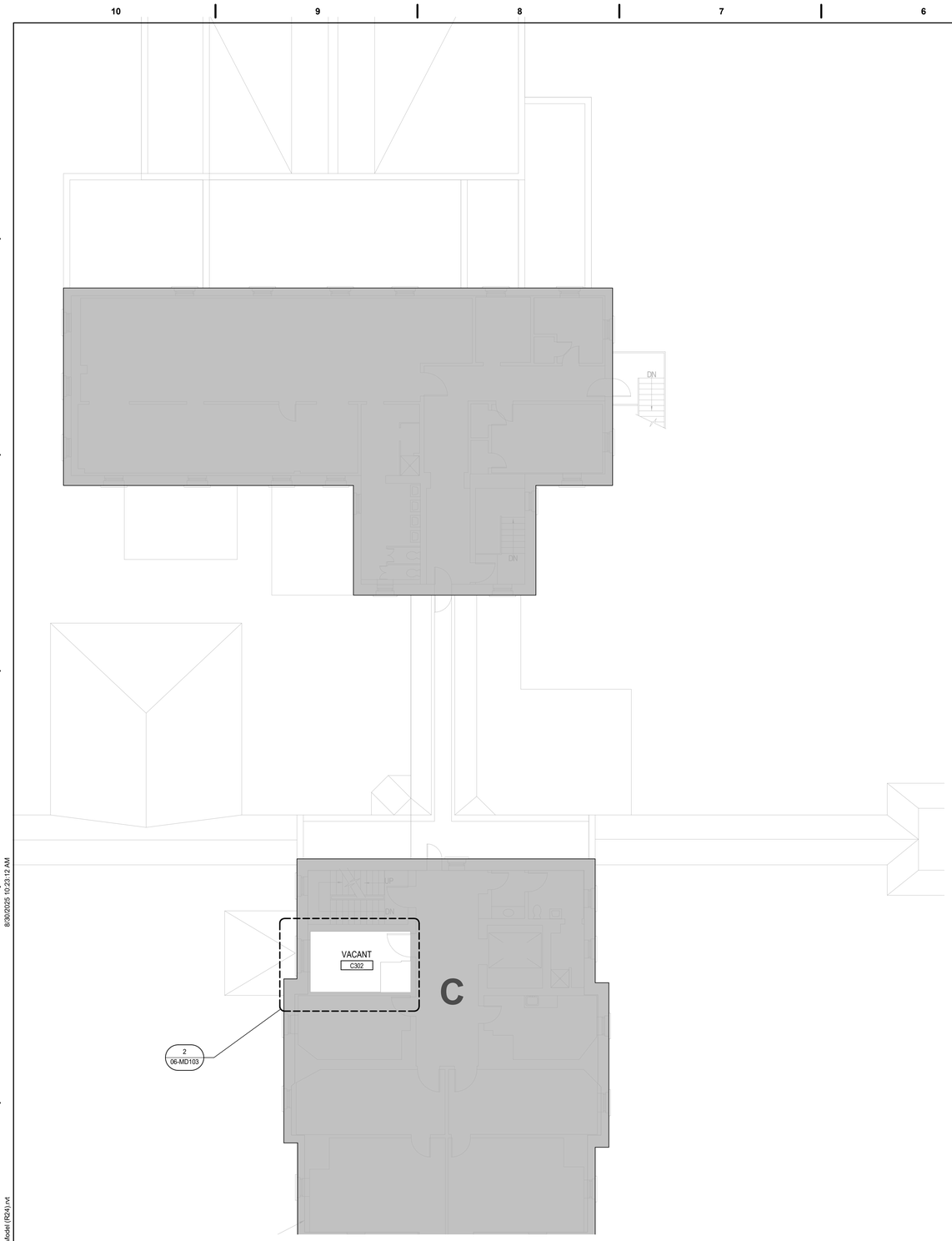

1 BUILDING 06 LEVEL 03 FLOOR PLAN - MECHANICAL DEMOLITION
1/8" = 1'-0"

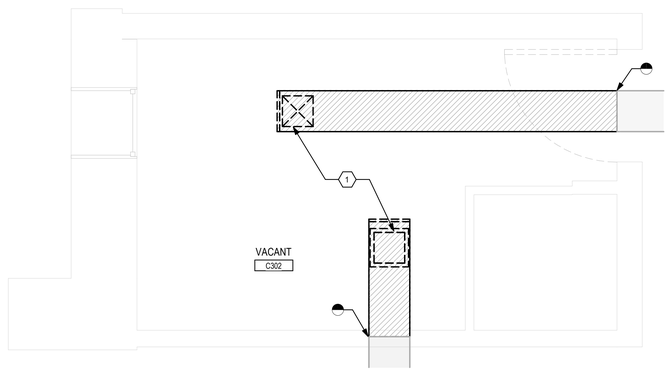

2 RM. C302 ENLARGED PLAN - MECHANICAL DEMOLITION
1/2" = 1'-0"

TRUE NORTH
PLAN NORTH

Revisions:	Date:

CONSULTANT

IMEG
15 SUNNEN DR SUITE 104
SAINT LOUIS, MO 63143
314.645.1132 FAX: 314.645.1173
www.imegcorp.com **# 17002665.02**

ARCHITECT/ENGINEER OF RECORD

Romanyk Consulting
Focusing on what matters
Romanyk Consulting Corp. www.romanykconsulting.com
3308 Preston Road, Suite 350-164, Plano, Texas 75093

STAMP

WISCONSIN
9/5/25
ARCO G. WIECZOREK #42666-6 SWISHER IOWA
PROFESSIONAL ENGINEER

Office of Construction and Facilities Management
VA | U.S. Department of Veterans Affairs

Drawing Title BUILDING 06 LEVEL 03 - MECHANICAL DEMOLITION PLAN	**Phase** FINAL BID DOCUMENTS
Approved:	**Sprinklered** FULLY SPRINKLERED
Project Title EHRM INFRASTRUCTURE UPGRADES – MILWAUKEE, WI	**Project Number** 695-21-700
	Building Number 06
Location 5000 W. NATIONAL AVENUE MILWAUKEE, WI	**Drawing Number** 06-MD103
Issue Date SEPTEMBER 5, 2025 / **Checked** AGW / **Drawn** DAW	

Graphic Scale: 3/32" = 1'-0"
Graphic Scale: 1/16" = 1'-0"
Graphic Scale: 3/32" = 1'-0"
Graphic Scale: 1/4" = 1'-0"
Graphic Scale: 3/16" = 1'-0"
Graphic Scale: 1/2" = 1'-0"
Graphic Scale: 3/4" = 1'-0"
Graphic Scale: 1" = 1'-0"
Graphic Scale: 1 1/2" = 1'-0"

Autodesk Docs://OCFM East - Milwaukee EHRM (R24)/Consolidated Model (R24).rvt
8/30/2025 10:23:12 AM

VA FORM 08 - 6231

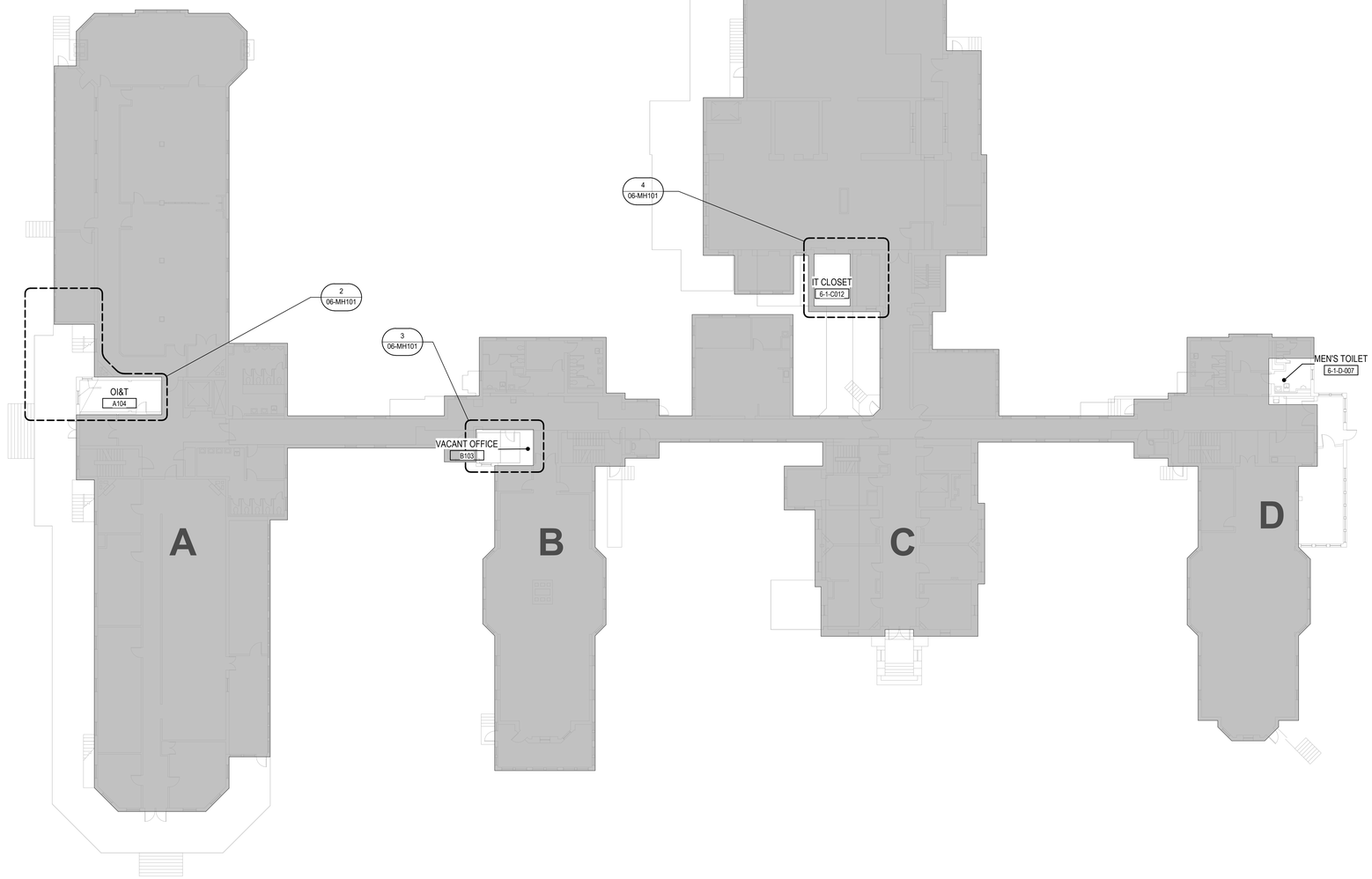

1 BUILDING 06 LEVEL 01 FLOOR PLAN - MECHANICAL
1/16" = 1'-0"

KEY NOTES

1. TEMPERATURE CONTROL. REFERENCE MECHANICAL CONTROL PLANS FOR CONTROLS AND MONITORING.
2. HATCHED AREA INDICATES MANUFACTURER'S RECOMMENED CLEARANCE FOR THE EQUIPMENT.
3. ROUTE REFRIGERANT PIPE ALONG WALL, DOWN TO LOWER LEVEL, THEN OUT AND BELOW EXTERIOR DECK, ALONG WALL TO CONDENSING UNIT.
4. ROUTE REFRIGERANT PIPE ALONG WALL, THEN OUT AND DOWN EXTERIOR WALL TO CONDENSING UNIT.
5. ROUTE REFRIGERANT PIPE ABOVE CEILING, THEN OUT AND DOWN EXTERIOR WALL TO CONDENSING UNIT.

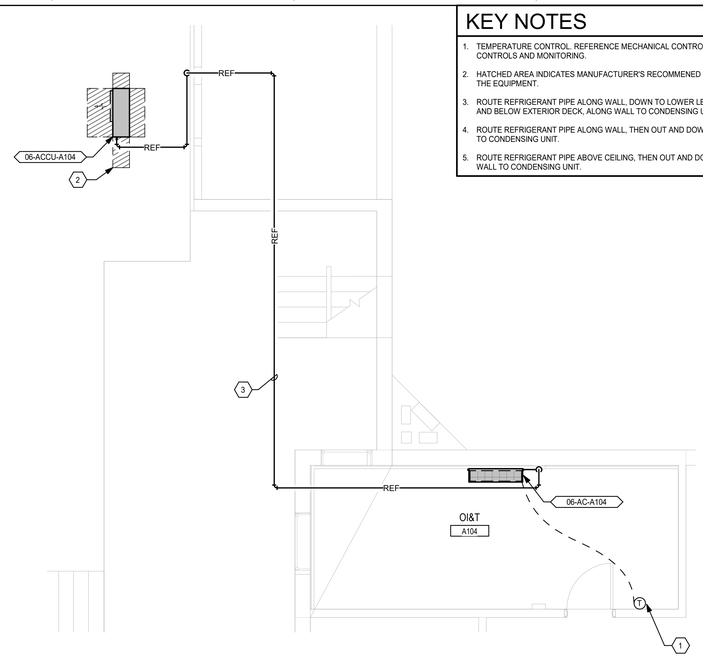

2 RM. A104 ENLARGED PLAN - MECHANICAL
1/4" = 1'-0"

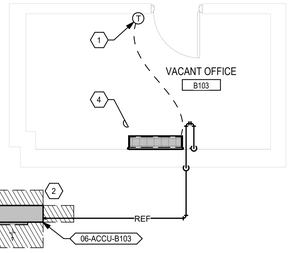

3 RM. B103 ENLARGED PLAN - MECHANICAL
1/4" = 1'-0"

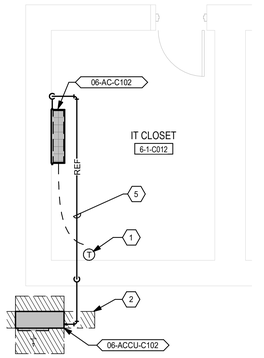

4 RM. 6-1-C102-ENLARGED PLAN - MECHANICAL
1/4" = 1'-0"

TRUE NORTH
PLAN NORTH

Graphic Scale: 1/16" = 1'-0" (0' 8' 16' 32')
Graphic Scale: 1/8" = 1'-0" (0' 4' 8' 16')
Graphic Scale: 3/32" = 1'-0" (0' 4" 8" 1' 2')
Graphic Scale: 1/4" = 1'-0" (0' 1' 2' 4')
Graphic Scale: 3/16" = 1'-0" (0' 3" 6" 1' 1'6")
Graphic Scale: 1/2" = 1'-0" (0' 1' 2' 4')
Graphic Scale: 3/4" = 1'-0" (0' 6" 1' 2')
Graphic Scale: 1" = 1'-0" (0' 6" 1' 2')
Graphic Scale: 1 1/2" = 1'-0" (0' 3" 6" 1' 1'6")

Revisions:	Date:

CONSULTANT

IMEG
15 SUNNEN DR SUITE 104
SAINT LOUIS, MO 63143
314.645.1132 FAX: 314.645.1173
www.imegcorp.com **# 17002665.02**

ARCHITECT/ENGINEER OF RECORD

Romanyk Consulting
Focusing on what matters
Romanyk Consulting Corp. www.romanykconsulting.com
3308 Preston Road, Suite 350-164, Plano, Texas 75093

STAMP

WISCONSIN 9/5/25 ARCO G. WIECZOREK #42666-6 SWISHER IOWA PROFESSIONAL ENGINEER

Office of Construction and Facilities Management

VA U.S. Department of Veterans Affairs

Drawing Title BUILDING 06 LEVEL 01 - MECHANICAL FLOOR PLAN	**Phase** FINAL BID DOCUMENTS
Approved:	**Sprinklered** FULLY SPRINKLERED

Project Title EHRM INFRASTRUCTURE UPGRADES – MILWAUKEE, WI
Location 5000 W. NATIONAL AVENUE MILWAUKEE, WI
Issue Date SEPTEMBER 5, 2025 | **Checked** AGW | **Drawn** HWG
Project Number 695-21-700
Building Number 06
Drawing Number 06-MH101

Autodesk Docs://OCFM East - Milwaukee EHRM (R24)/Consolidated Model (R24).rvt
8/30/2025 10:23:16 AM
VA FORM 08 - 6231

KEY NOTES

1. TEMPERATURE CONTROL. REFERENCE MECHANICAL CONTROL PLANS FOR CONTROLS AND MONITORING.
2. HATCHED AREA INDICATES MANUFACTURER'S RECOMMENED CLEARANCE FOR THE EQUIPMENT.
3. ROUTE REFRIGERANT PIPING CLOSE TO FOUNDATION AND PROVIDE PIPE SUPPORTS AS RECOMMENDED BY MANUFACTURER. MOVE ANY DECORATIVE LANDSCAPING/MULCH TO PROVIDE A MORE SOLID BASE FOR SUPPORTS.
4. EXISTING CONDENSING UNIT TO REMAIN.
5. EXISTING DUCT TO REMAIN.
6. INSTALL DUCT CAP AFTER DEMOLITION OF EXISTING BRANCH.

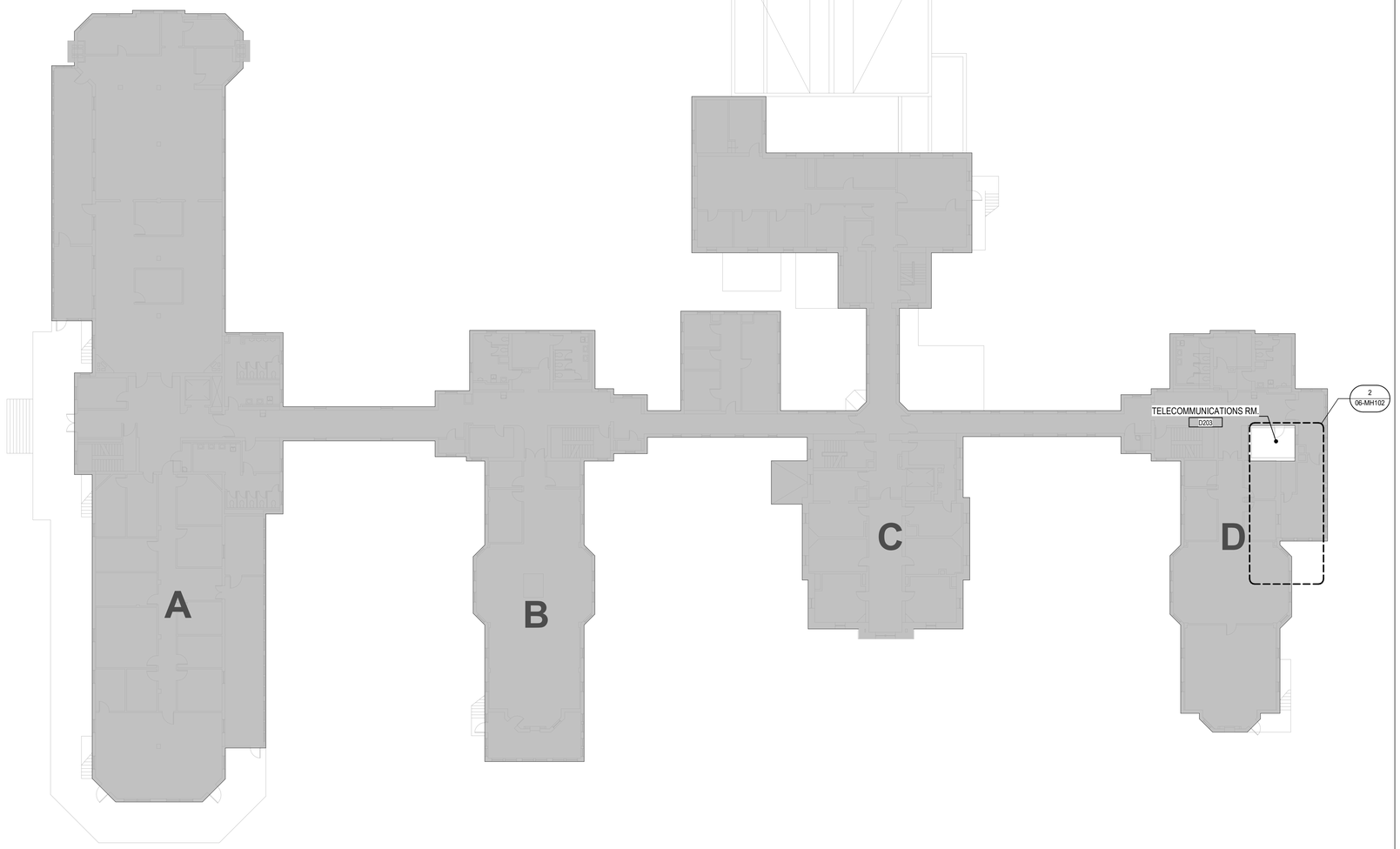

1 BUILDING 06 LEVEL 02 FLOOR PLAN - MECHANICAL
1/16" = 1'-0"

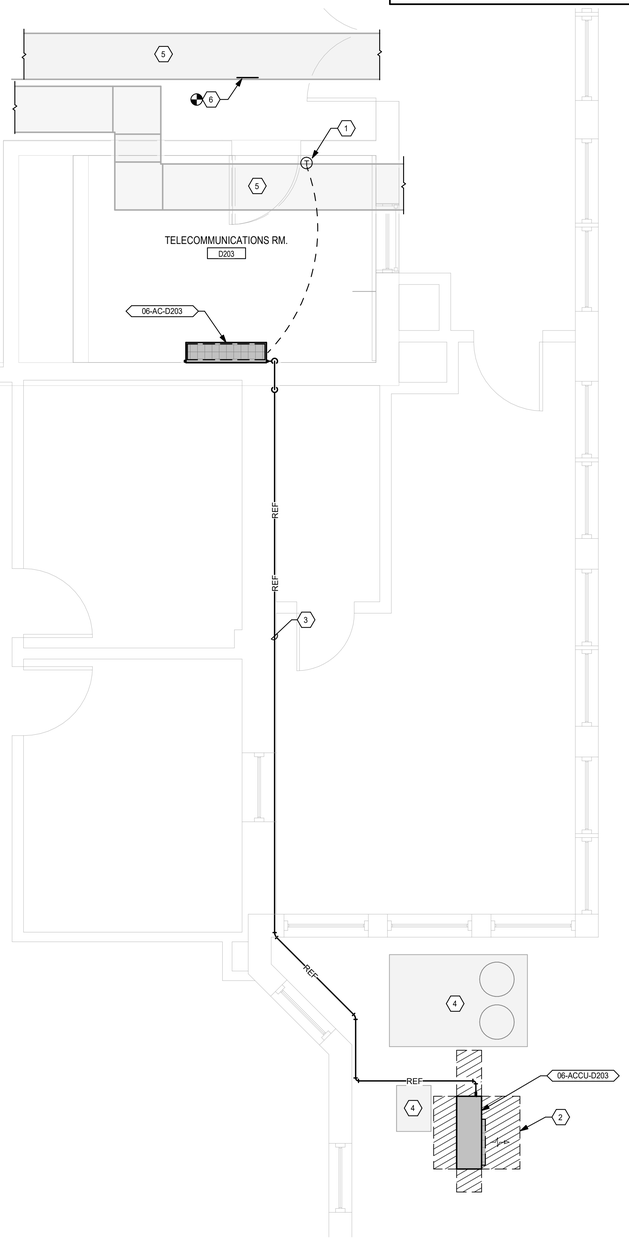

2 RM. D203 ENLARGED PLAN - MECHANICAL
3/8" = 1'-0"

TRUE NORTH
PLAN NORTH

Revisions:	Date:

CONSULTANT

IMEG
15 SUNNEN DR SUITE 104
SAINT LOUIS, MO 63143
314.645.1132 FAX: 314.645.1173
www.imegcorp.com # 17002665.02

ARCHITECT/ENGINEER OF RECORD

Romanyk Consulting
Focusing on what matters
Romanyk Consulting Corp. www.romanykconsulting.com
3308 Preston Road, Suite 350-164, Plano, Texas 75093

STAMP

WISCONSIN
19525
AREG G. WIECZOREK
#42666-6
SWISHER
IOWA
PROFESSIONAL ENGINEER

Office of Construction and Facilities Management

VA U.S. Department of Veterans Affairs

Drawing Title BUILDING 06 LEVEL 02 - MECHANICAL FLOOR PLAN	**Phase** FINAL BID DOCUMENTS
Approved:	**Sprinklered** FULLY SPRINKLERED

Project Title EHRM INFRASTRUCTURE UPGRADES – MILWAUKEE, WI		**Project Number** 695-21-700
		Building Number 06
Location 5000 W. NATIONAL AVENUE MILWAUKEE, WI		**Drawing Number** 06-MH102
Issue Date SEPTEMBER 5, 2025	**Checked** AGW	**Drawn** HWG

Graphic Scale - 3/16" = 1'-0"
Graphic Scale - 1/16" = 1'-0"
Graphic Scale - 1/8" = 1'-0"
Graphic Scale - 1/4" = 1'-0"
Graphic Scale - 1/2" = 1'-0"
Graphic Scale - 3/4" = 1'-0"
Graphic Scale - 1" = 1'-0"
Graphic Scale - 1 1/2" = 1'-0"

Autodesk Docs://OCFM East - Milwaukee EHRM (R24)/Consolidated Model (R24).rvt
8/30/2025 10:23:19 AM

VA FORM 08 - 6231

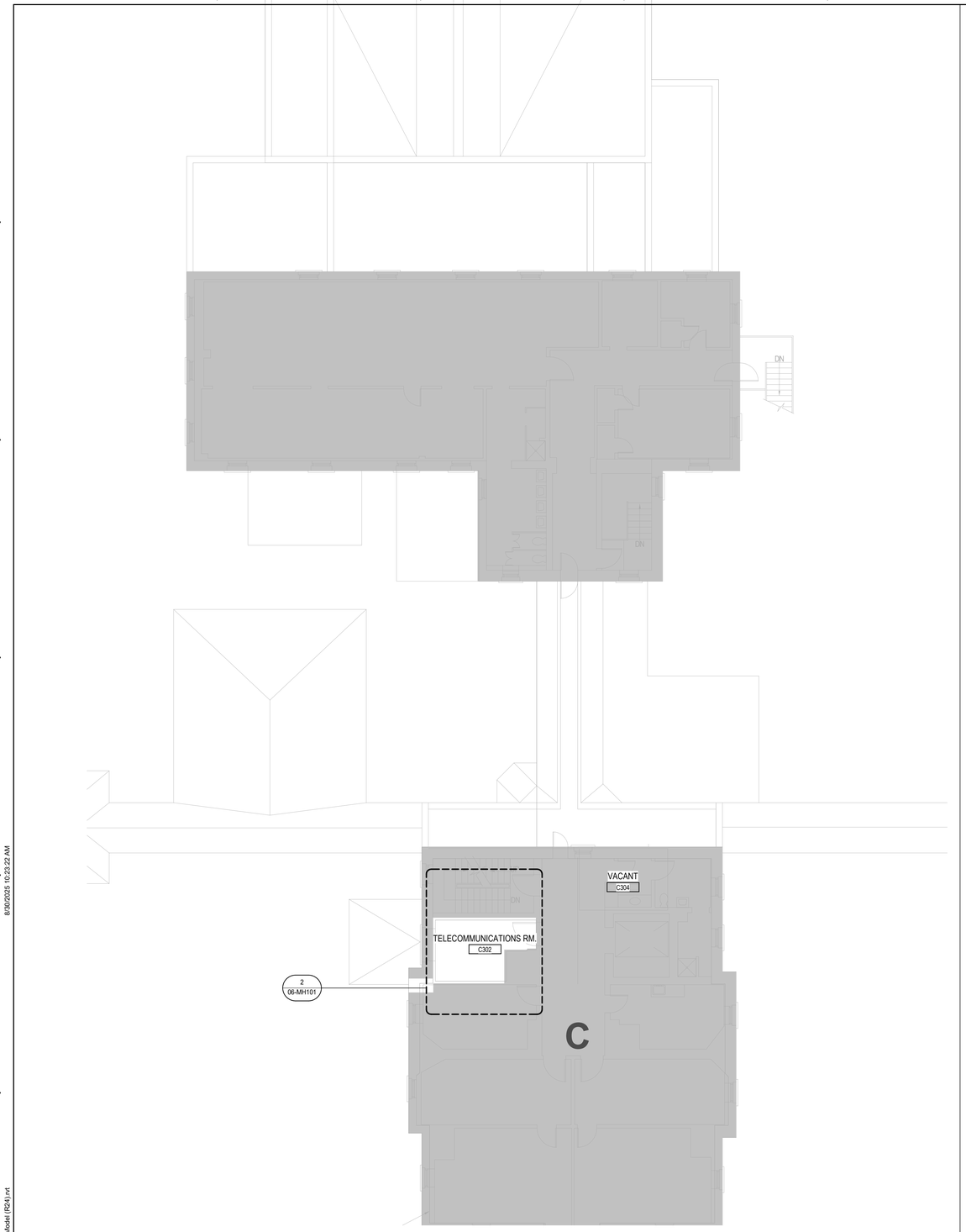

1 BUILDING 06 LEVEL 03 PLAN - MECHANICAL
1/8" = 1'-0"

KEY NOTES

1. TEMPERATURE CONTROL. REFERENCE MECHANICAL CONTROL PLANS FOR CONTROLS AND MONITORING.
2. HATCHED AREA INDICATES MANUFACTURER'S RECOMMENED CLEARANCE FOR THE EQUIPMENT.
3. ROUTE REFRIGERANT PIPING ALONG WALL, THEN OUT AND DOWN EXTERIOR WALL TO CONDENSING UNIT.
4. INSTALL CONDENSING UNIT ON GROUND LEVEL.

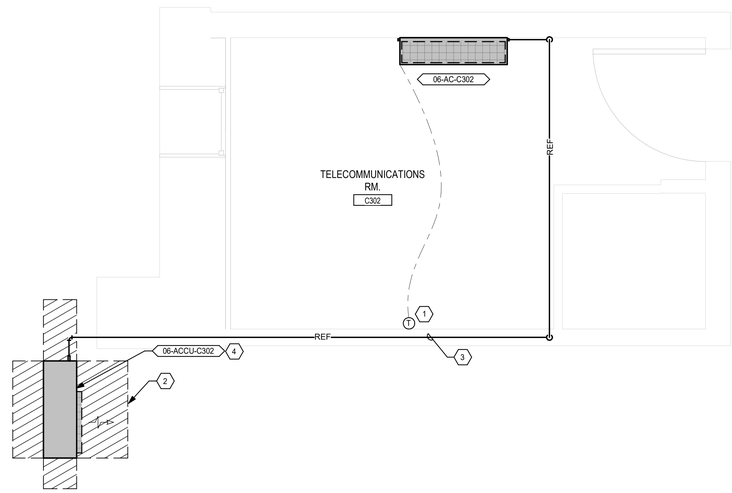

2 RM. C302 ENLARGED PLAN - MECHANICAL
1/2" = 1'-0"

TRUE NORTH
PLAN NORTH

Revisions:	Date:

CONSULTANT

IMEG
15 SUNNEN DR SUITE 104
SAINT LOUIS, MO 63143
314.645.1132 FAX: 314.645.1173
www.imegcorp.com # 17002665.02

ARCHITECT/ENGINEER OF RECORD

Romanyk Consulting
Focusing on what matters
Romanyk Consulting Corp. www.romanykconsulting.com
3308 Preston Road, Suite 350-164, Plano, Texas 75093

STAMP

WISCONSIN 9/5/25 ARLO G. WIECZOREK #42666-6 SWISHER IOWA PROFESSIONAL ENGINEER

Office of Construction and Facilities Management

VA U.S. Department of Veterans Affairs

Drawing Title	Phase	Project Title	Project Number
BUILDING 06 LEVEL 03 - MECHANICAL FLOOR PLAN	FINAL BID DOCUMENTS	EHRM INFRASTRUCTURE UPGRADES – MILWAUKEE, WI	695-21-700
Approved:	Sprinklered: FULLY SPRINKLERED	Location: 5000 W. NATIONAL AVENUE MILWAUKEE, WI	Building Number: 06
		Issue Date: SEPTEMBER 5, 2025 / Checked: AGW / Drawn: HWG	Drawing Number: 06-MH103

Autodesk Docs://OCFM East - Milwaukee EHRM (R24)/Consolidated Model (R24).rvt
8/30/2025 10:23:22 AM
VA FORM 08 - 6231

KEY NOTES

1. EXISTING MECHANICAL PIPES TO REMAIN.
2. EXISTING DUCTWORK TO REMAIN.
3. EXISTING MECHANICAL EQUIPMENT TO REMAIN.

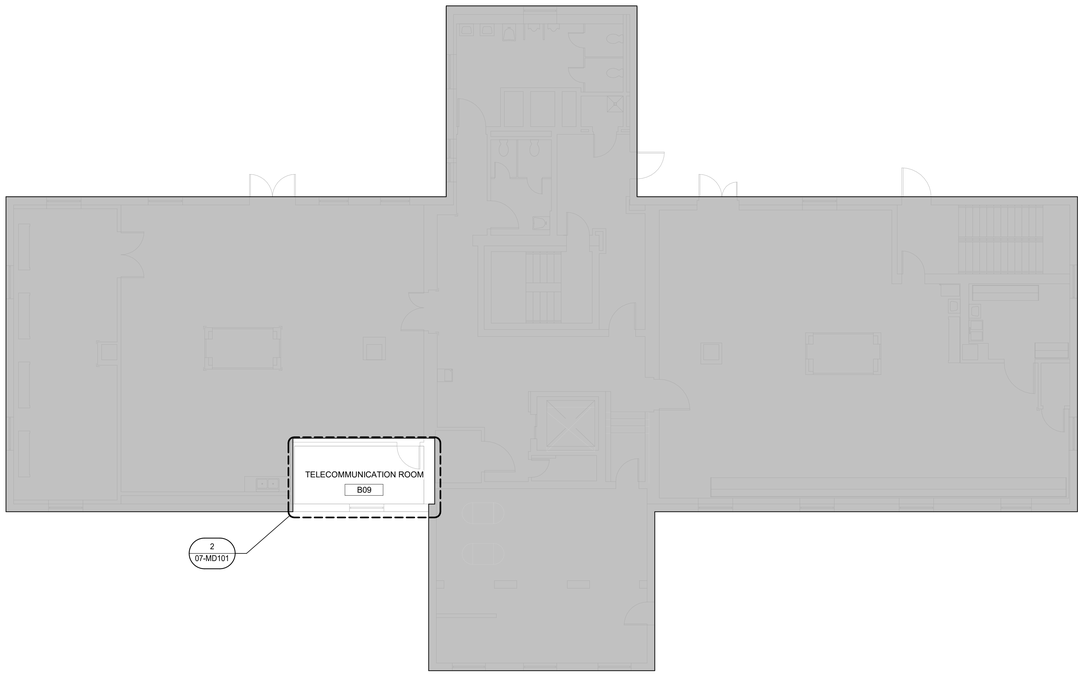

1 BUILDING 07 BASEMENT FLOOR PLAN - MECHANICAL DEMOLITION
1/8" = 1'-0"

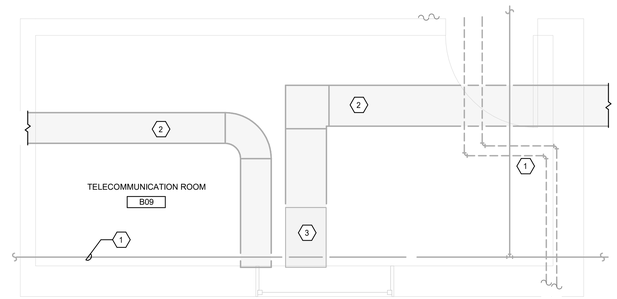

2 RM B09 ENLARGED PLAN - MECHANICAL DEMOLITION
1/2" = 1'-0"

TRUE NORTH
PLAN NORTH

Graphic Scale: 1/16" = 1'-0" (0' 8' 16' 32')
Graphic Scale: 1/8" = 1'-0" (0' 4' 8' 16')
Graphic Scale: 3/32" = 1'-0" (0' 4" 8" 1' 2')
Graphic Scale: 1/4" = 1'-0" (0' 1' 2' 4')
Graphic Scale: 3/16" = 1'-0" (0' 3" 6" 1' 1'6" 3' 6' 12')
Graphic Scale: 1/2" = 1'-0" (0' 1' 2' 4')
Graphic Scale: 3/4" = 1'-0" (0' 6" 1' 2')
Graphic Scale: 1" = 1'-0" (0' 6" 1' 2')

Revisions:	Date:

CONSULTANT

IMEG
15 SUNNEN DR SUITE 104
SAINT LOUIS, MO 63143
314.645.1132 FAX: 314.645.1173
www.imegcorp.com # 17002665.02

ARCHITECT/ENGINEER OF RECORD

Romanyk Consulting
Focusing on what matters
Romanyk Consulting Corp. www.romanykconsulting.com
3308 Preston Road, Suite 350-164, Plano, Texas 75093

STAMP

WISCONSIN
9/5/25
ARDD G. WIECZOREK
#42666-6
SWISHER
IOWA
PROFESSIONAL ENGINEER

Office of Construction and Facilities Management
VA U.S. Department of Veterans Affairs

Drawing Title BUILDING 07 BASEMENT - MECHANICAL DEMOLITION PLAN
Approved:
Phase FINAL BID DOCUMENTS
Sprinklered FULLY SPRINKLERED
Project Title EHRM INFRASTRUCTURE UPGRADES – MILWAUKEE, WI
Location 5000 W. NATIONAL AVENUE MILWAUKEE, WI
Issue Date SEPTEMBER 5, 2025 | **Checked** AGW | **Drawn** HWG
Project Number 695-21-700
Building Number 07
Drawing Number 07-MD101

Autodesk Docs://OCFM East - Milwaukee EHRM (R24)/Consolidated Model (R24).rvt
8/30/2025 10:23:25 AM
VA FORM 08 - 6231

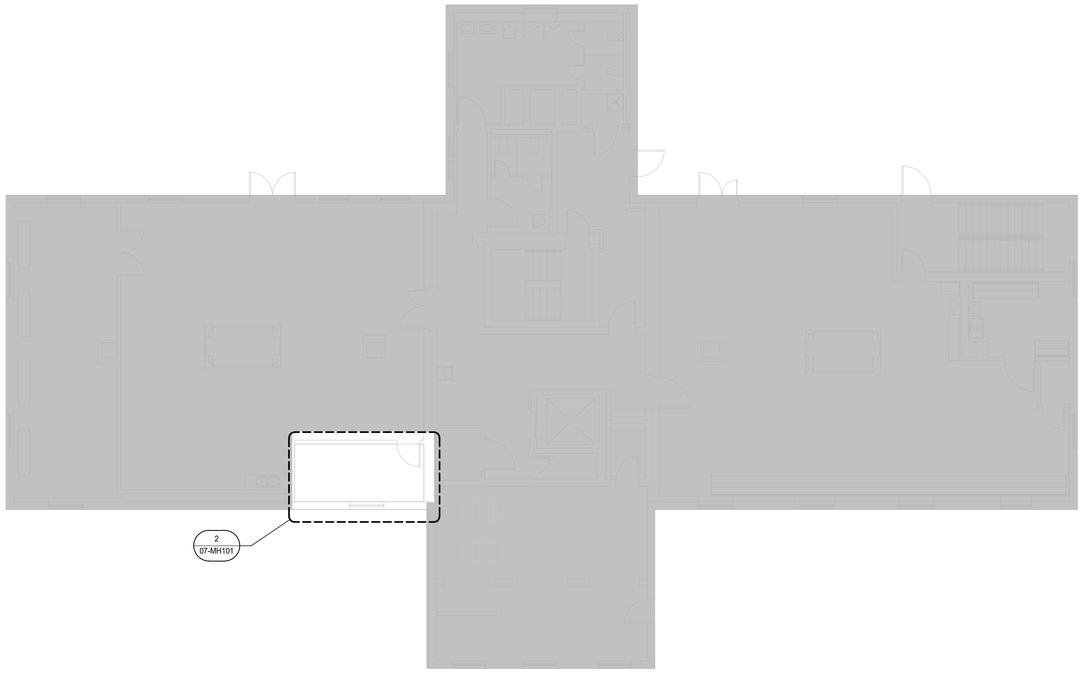

1 BUILDING 07 BASEMENT PLAN - MECHANICAL
1/8" = 1'-0"

KEY NOTES

1. TEMPERATURE CONTROL. REFERENCE MECHANICAL CONTROL PLANS FOR CONTROLS AND MONITORING.
2. ROUTE REFRIGERANT PIPE LOW ALONG WALL, THEN OUT AND DOWN EXTERIOR WALL TO CONDENSING UNIT.
3. SHADED AREA INDICATES RECOMMENDED 36" CLEARENCE FOR DX UNIT.
4. EXISTING DUCTWORK TO REMAIN.
5. EXISTING MECHANICAL EQUIPMENT TO REMAIN.
6. EXISTING MECHANICAL PIPING TO REMAIN.

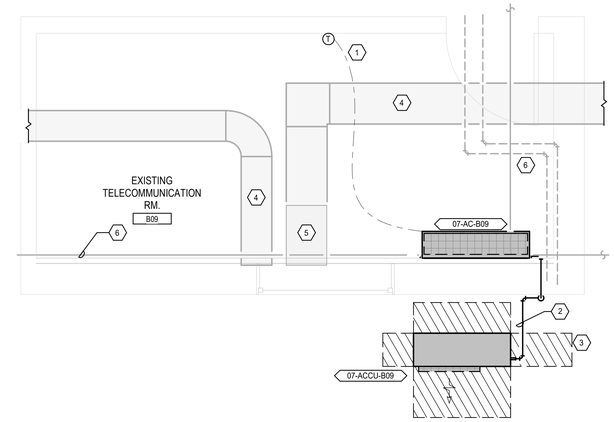

2 RM B09 ENLARGED PLAN - MECHANICAL
1/2" = 1'-0"

Graphic Scale: 3/32" = 1'-0"
Graphic Scale: 1/8" = 1'-0"
Graphic Scale: 1/4" = 1'-0"
Graphic Scale: 3/16" = 1'-0"
Graphic Scale: 1/2" = 1'-0"
Graphic Scale: 3/4" = 1'-0"
Graphic Scale: 1" = 1'-0"
Graphic Scale: 1 1/2" = 1'-0"

TRUE NORTH
PLAN NORTH

Revisions:	Date:

CONSULTANT

IMEG
15 SUNNEN DR SUITE 104
SAINT LOUIS, MO 63143
314.645.1132 FAX: 314.645.1173
www.imegcorp.com **# 17002665.02**

ARCHITECT/ENGINEER OF RECORD

Romanyk Consulting
Focusing on what matters
Romanyk Consulting Corp. www.romanykconsulting.com
3308 Preston Road, Suite 350-164, Plano, Texas 75093

STAMP

WISCONSIN
9/5/25
ARCO G. WIECZOREK #42666-6 SWISHER IOWA
PROFESSIONAL ENGINEER

Office of Construction and Facilities Management
VA | U.S. Department of Veterans Affairs

Drawing Title BUILDING 07 BASEMENT - MECHANICAL FLOOR PLAN
Approved:
Phase FINAL BID DOCUMENTS
Sprinklered FULLY SPRINKLERED
Project Title EHRM INFRASTRUCTURE UPGRADES – MILWAUKEE, WI
Location 5000 W. NATIONAL AVENUE MILWAUKEE, WI
Issue Date SEPTEMBER 5, 2025 | **Checked** AGW | **Drawn** HWG
Project Number 695-21-700
Building Number 07
Drawing Number 07-MH101

Autodesk Docs://OCFM East - Milwaukee EHRM (R24)/Consolidated Model (R24).rvt
8/30/2025 10:23:28 AM
VA FORM 08 - 6231

KEY NOTES

1. THERE ARE NO MECHANICAL SYSTEMS IN THIS AREA TO BE DEMOLISHED.

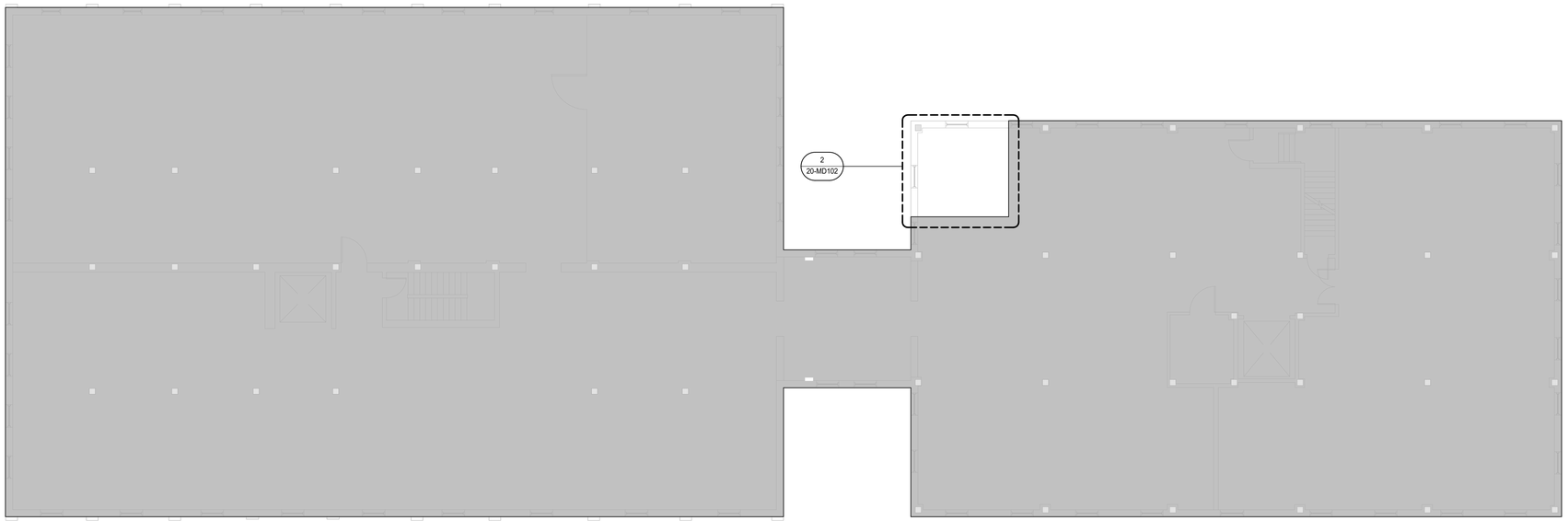

1 OVERALL SECOND FLOOR MECHANICAL DEMOLITION PLAN
1/8" = 1'-0"

2 ENLARGED MECHANICAL DEMOLITION PLAN
1/2" = 1'-0"

TRUE NORTH
PLAN NORTH

Revisions:	Date:

CONSULTANT

IMEG
15 SUNNEN DR SUITE 104
SAINT LOUIS, MO 63143
314.645.1132 FAX: 314.645.1173
www.imegcorp.com **# 17002665.02**

ARCHITECT/ENGINEER OF RECORD

Romanyk Consulting
Focusing on what matters
Romanyk Consulting Corp. www.romanykconsulting.com
3308 Preston Road, Suite 350-164, Plano, Texas 75093

STAMP

WISCONSIN
59725
ALEG G. WIECZOREK
#42666-6
SWISHER
IOWA
PROFESSIONAL ENGINEER

Office of Construction and Facilities Management

VA U.S. Department of Veterans Affairs

Drawing Title BLDG 20 - SECOND FLOOR OVERALL & ENLARGED - MECHANICAL DEMO	**Phase** FINAL BID DOCUMENTS	**Project Title** EHRM INFRASTRUCTURE UPGRADES – MILWAUKEE, WI	**Project Number** 695-21-700
Approved:	**Sprinklered**	**Location** 5000 W. NATIONAL AVENUE MILWAUKEE, WI	**Building Number** 20
		Issue Date SEPTEMBER 5, 2025 / **Checked** AGW / **Drawn** HWG	**Drawing Number** 20-MD102

Graphic Scale: 32' 16' 8' 0' = 1/16" = 1'-0"
Graphic Scale: 16' 8' 4' 0' = 1/8" = 1'-0"
Graphic Scale: 2' 1' 8" 4" 0' = 3/32" = 1'-0"
Graphic Scale: 4' 2' 1' 0' = 1/4" = 1'-0"
Graphic Scale: 12' 6' 3' 1' 0' = 3/16" = 1'-0"
Graphic Scale: 4' 2' 1' 0' = 1/2" = 1'-0"
Graphic Scale: 2' 1' 6" 0' = 3/4" = 1'-0"
Graphic Scale: 2' 1' 6" 0' = 1" = 1'-0"
Graphic Scale: 1'-6" 1' 6" 3" 0' = 1 1/2" = 1'-0"

8/20/2025 10:23:31 AM
Autodesk Docs://OCFM East - Milwaukee EHRM (R24)/Consolidated Model (R24).rvt

VA FORM 08 - 6231

KEY NOTES

1. TEMPERATURE CONTROL. REFERENCE MECHANICAL CONTROL PLANS FOR CONTROLS AND MONITORING.
2. SHADED AREA INDICATES RECOMMENDED 36" CLEARENCE FOR DX UNIT.

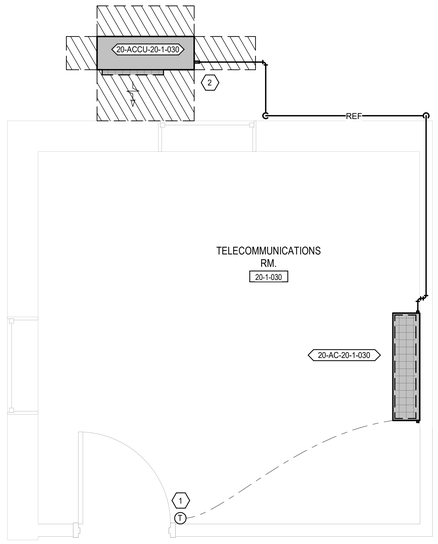

2 RM. 20-1-030 ENLARGED MECHANICAL PLAN
1/2" = 1'-0"

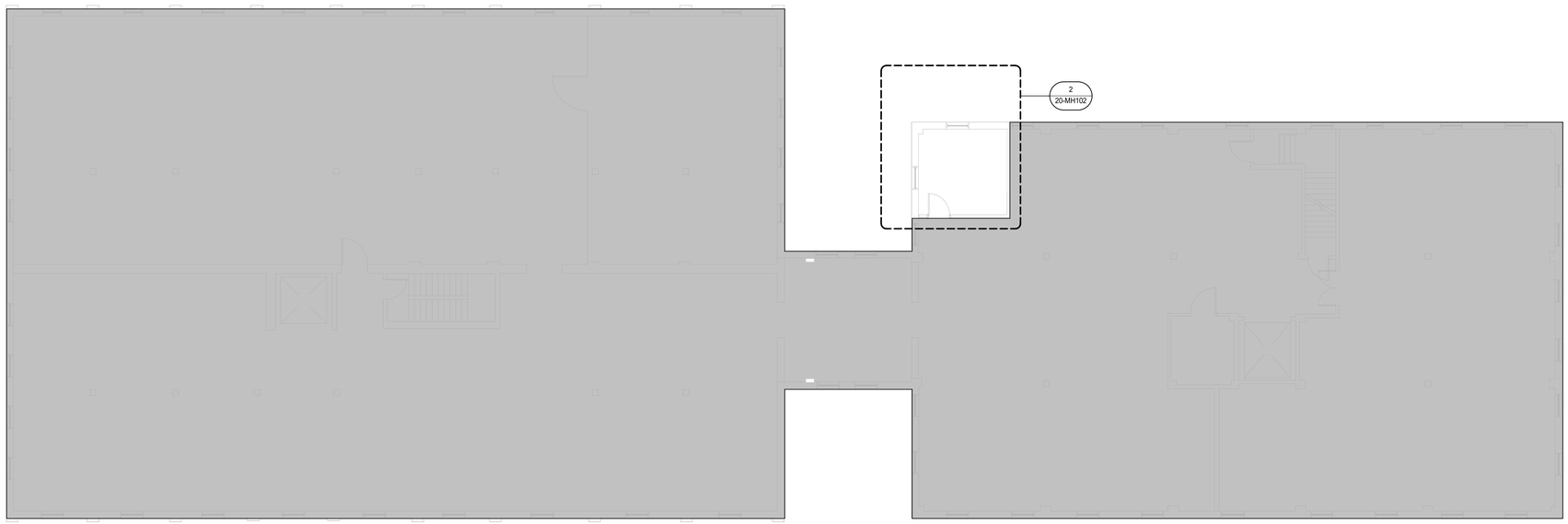

1 SECOND FLOOR MECHANICAL PLAN
1/8" = 1'-0"

TRUE NORTH
PLAN NORTH

Revisions:	Date:

CONSULTANT

IMEG
15 SUNNEN DR SUITE 104
SAINT LOUIS, MO 63143
314.645.1132 FAX: 314.645.1173
www.imegcorp.com **# 17002665.02**

ARCHITECT/ENGINEER OF RECORD

Romanyk Consulting
Focusing on what matters
Romanyk Consulting Corp. www.romanykconsulting.com
3308 Preston Road, Suite 350-164, Plano, Texas 75093

STAMP

WISCONSIN 39725 ARCO G. WIECZOREK #42666-6 SWISHER IOWA PROFESSIONAL ENGINEER

Office of Construction and Facilities Management
VA U.S. Department of Veterans Affairs

Drawing Title BLDG 20 SECOND FLOOR MECHANICAL PLANS	**Phase** FINAL BID DOCUMENTS	**Project Title** EHRM INFRASTRUCTURE UPGRADES – MILWAUKEE, WI	**Project Number** 695-21-700
Approved:	**Sprinklered**	**Location** 5000 W. NATIONAL AVENUE MILWAUKEE, WI	**Building Number** 20
		Issue Date SEPTEMBER 5, 2025 / **Checked** AGW / **Drawn** HWG	**Drawing Number** 20-MH102

Graphic Scale - 3/16" = 1'-0" (0' 3' 6' 1' 12')
Graphic Scale - 1/2" = 1'-0" (0' 1' 2' 4')
Graphic Scale - 3/4" = 1'-0" (0' 6" 1' 2')
Graphic Scale - 1" = 1'-0" (0' 6" 1' 2')
Graphic Scale - 1 1/2" = 1'-0" (0' 3" 6" 1' 1' 6")
Graphic Scale - 1/16" = 1'-0" (0' 8' 16' 32')
Graphic Scale - 1/8" = 1'-0" (0' 4' 8' 16')
Graphic Scale - 3/32" = 1'-0" (0' 4" 8" 1' 2')
Graphic Scale - 1/4" = 1'-0" (0' 1' 2' 4')

Autodesk Docs://OCFM East - Milwaukee EHRM (R24)/Consolidated Model (R24).rvt
8/30/2025 10:23:33 AM

VA FORM 08 - 6231

KEY NOTES

1. DEMOLISH GRILLE AND DUCT BRANCH. CAP DUCT AT MAIN CONNECTION ABOVE CEILING.

2 RM. A156 ENLARGED PLAN - MECHANICAL DEMOLITION
1/2" = 1'-0"

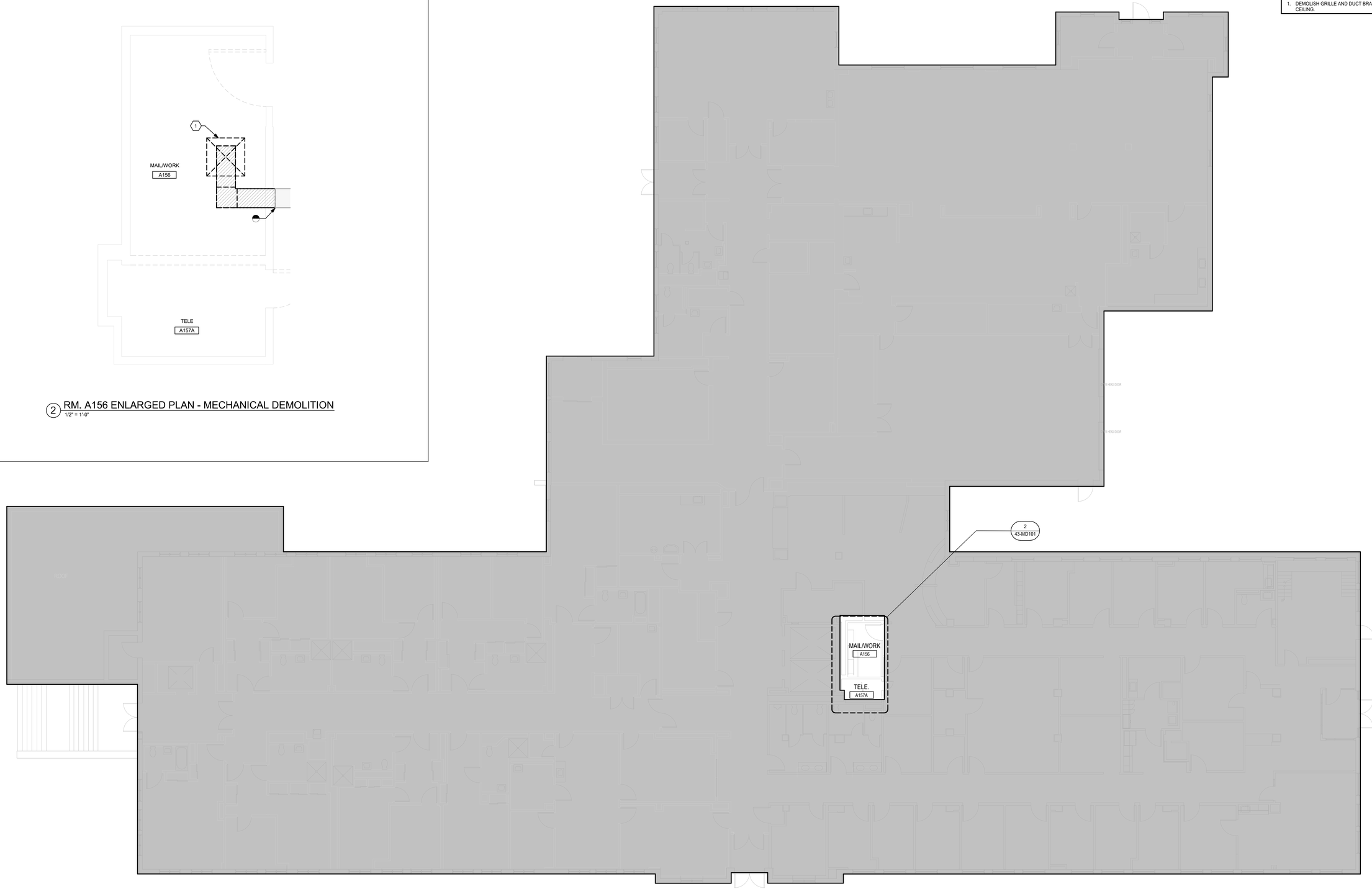

1 BUILDING 43 LEVEL 01 FLOOR PLAN - MECHANICAL DEMOLITION
1/8" = 1'-0"

TRUE NORTH
PLAN NORTH

Revisions:	Date:

CONSULTANT

IMEG
15 SUNNEN DR SUITE 104
SAINT LOUIS, MO 63143
314.645.1132 FAX: 314.645.1173
www.imegcorp.com **# 17002665.02**

ARCHITECT/ENGINEER OF RECORD

Romanyk Consulting
Focusing on what matters
Romanyk Consulting Corp. www.romanykconsulting.com
3308 Preston Road, Suite 350-164, Plano, Texas 75093

STAMP

WISCONSIN 19525 ARED G. WIECZOREK #42666-6 SWISHER IOWA PROFESSIONAL ENGINEER

Office of Construction and Facilities Management

VA U.S. Department of Veterans Affairs

Drawing Title BUILDING 43 LEVEL 01 - MECHANICAL DEMOLITION PLAN

Approved:

Phase FINAL BID DOCUMENTS

Sprinklered FULLY SPRINKLERED

Project Title EHRM INFRASTRUCTURE UPGRADES – MILWAUKEE, WI

Location 5000 W. NATIONAL AVENUE MILWAUKEE, WI

Issue Date SEPTEMBER 5, 2025 | **Checked** AWG | **Drawn** HWG

Project Number 695-21-700

Building Number 43

Drawing Number 43-MD101

Graphic Scale: 1/16" = 1'-0"
Graphic Scale: 1/8" = 1'-0"
Graphic Scale: 3/32" = 1'-0"
Graphic Scale: 1/4" = 1'-0"
Graphic Scale: 3/16" = 1'-0"
Graphic Scale: 1/2" = 1'-0"
Graphic Scale: 3/4" = 1'-0"
Graphic Scale: 1" = 1'-0"
Graphic Scale: 1 1/2" = 1'-0"

8/30/2025 10:23:36 AM

Autodesk Docs://OCFM East - Milwaukee EHRM (R24)/Consolidated Model (R24).rvt

VA FORM 08 - 6231

KEY NOTES

1. DEMOLISH GRILLES, TRANSFER DUCT, FIRE DAMPER. DISCONNECT POWER AND CONTROLS.
2. DEMOLISH GRILLE AND DUCT BRANCH. CAP DUCT AT MAIN CONNECTION ABOVE CEILING.
3. DEMOLISH DRYER VENT BOX, VENT DUCT UP THROUGH ROOF, AND EXHAUST FAN ABOVE CEILING. PATCH ROOF PENETRATION.
4. DEMOLISH DRYER VENT FAN AND CONTROLS.

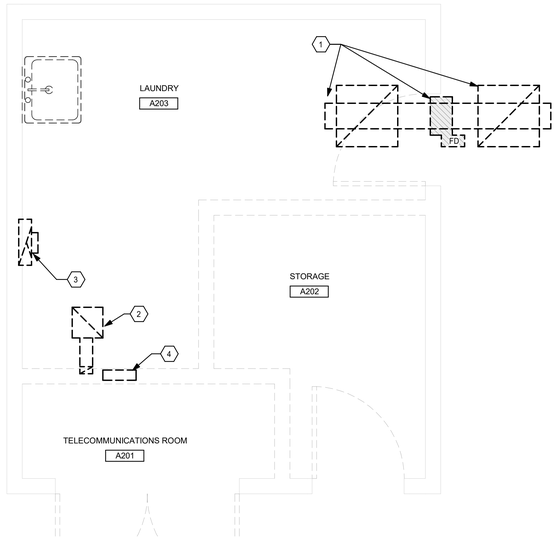

2 RM. A201 ENLARGED PLAN - MECHANICAL DEMOLITION
1/2" = 1'-0"

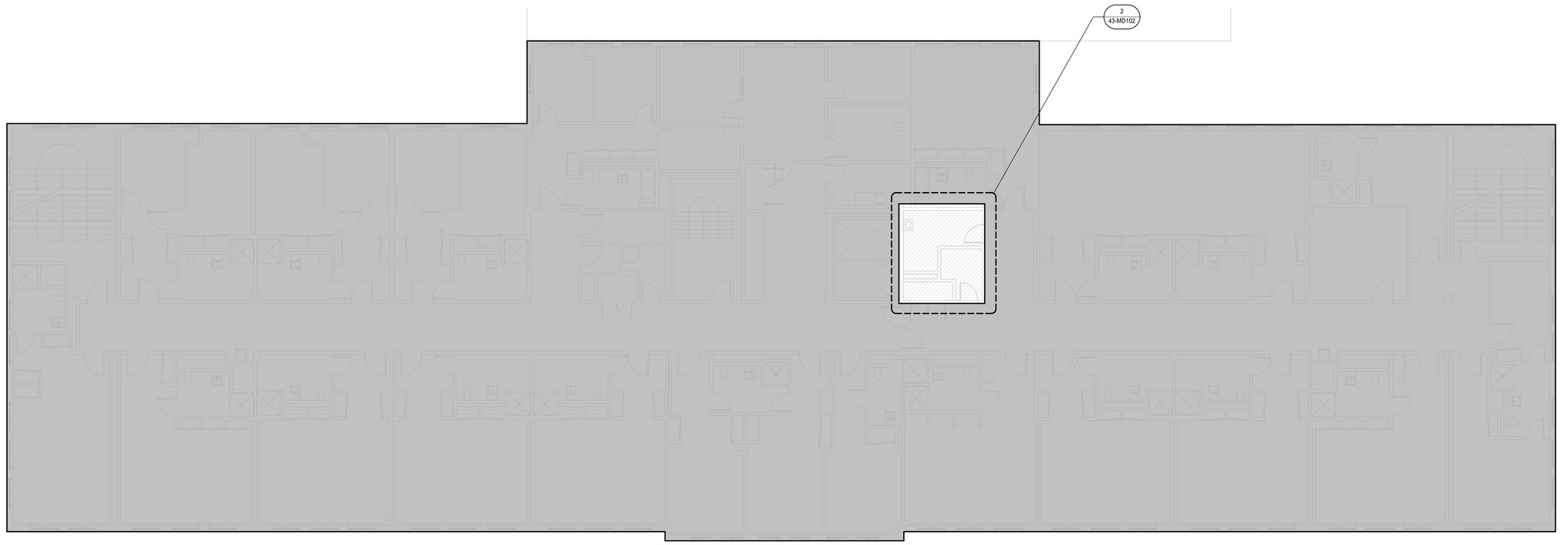

1 BUILDING 43 LEVEL 02 FLOOR PLAN - MECHANICAL DEMOLITION
1/8" = 1'-0"

TRUE NORTH
PLAN NORTH

Revisions:	Date:

CONSULTANT

IMEG
15 SUNNEN DR SUITE 104
SAINT LOUIS, MO 63143
314.645.1132 FAX: 314.645.1173
www.imegcorp.com # 17002665.02

ARCHITECT/ENGINEER OF RECORD

Romanyk Consulting
Focusing on what matters
Romanyk Consulting Corp. www.romanykconsulting.com
3308 Preston Road, Suite 350-164, Plano, Texas 75093

STAMP

WISCONSIN 9/5/25 AREO G. WIECZOREK #42666-6 SWISHER IOWA PROFESSIONAL ENGINEER

Office of Construction and Facilities Management

VA U.S. Department of Veterans Affairs

Drawing Title	Phase	Project Title	Project Number
BUILDING 43 LEVEL 02 - MECHANICAL DEMOLITION PLAN	FINAL BID DOCUMENTS	EHRM INFRASTRUCTURE UPGRADES – MILWAUKEE, WI	695-21-700
Approved:	Sprinklered: FULLY SPRINKLERED	Location: 5000 W. NATIONAL AVENUE MILWAUKEE, WI	Building Number: 43
		Issue Date: SEPTEMBER 5, 2025 / Checked: AGW / Drawn: HWG	Drawing Number: 43-MD102

VA FORM 08 - 6231

Autodesk Docs://OCFM East - Milwaukee EHRM (R24)/Consolidated Model (R24).rvt
8/30/2025 10:23:39 AM

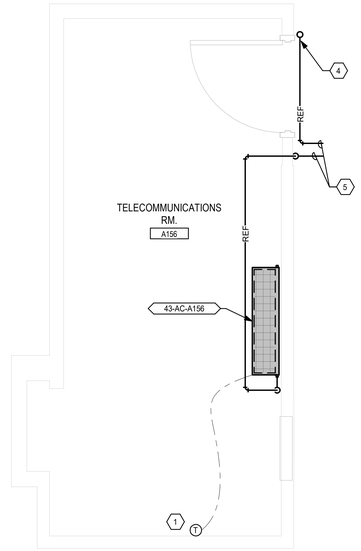

2 RM. A156 ENLARGED PLAN - MECHANICAL
1/2" = 1'-0"

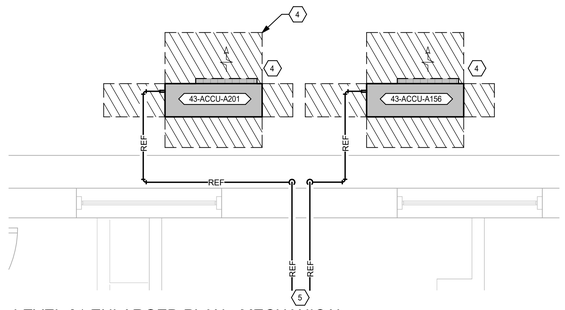

3 LEVEL 01 ENLARGED PLAN - MECHANICAL
1/2" = 1'-0"

KEY NOTES

1. ROUTE REFRIGERANT PIPE ABOVE CEILING THEN OUT AND DOWN EXTERIOR WALL TO CONDENSING UNIT.
2. TEMPERATURE CONTROL. REFERENCE MECHANICAL CONTROL PLANS FOR CONTROLS AND MONITORING.
3. SHADED AREA INDICATES RECOMMENDED 36" CLEARENCE FOR DX UNIT.
4. REFRIGERANT PIPE UP.
5. SEE PIPE CONTINUATION ON 1/43-MH101.

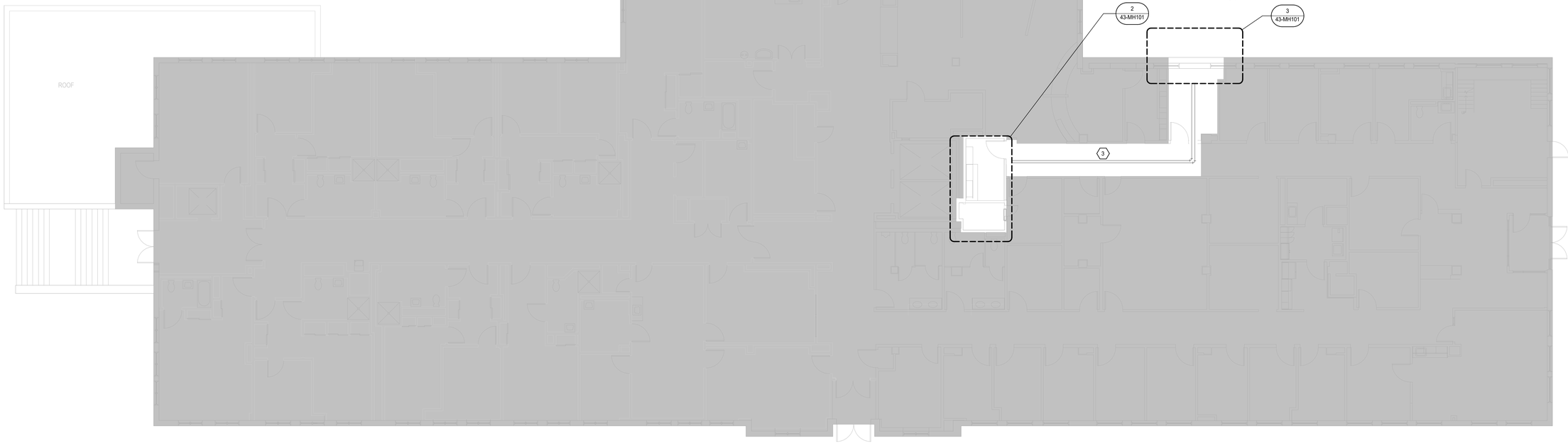

1 LEVEL 01 MECHANICAL FLOOR PLAN
1/8" = 1'-0"

TRUE NORTH
PLAN NORTH

Graphic Scale: 1/16" = 1'-0"
Graphic Scale: 1/8" = 1'-0"
Graphic Scale: 3/32" = 1'-0"
Graphic Scale: 1/4" = 1'-0"
Graphic Scale: 3/16" = 1'-0"
Graphic Scale: 1/2" = 1'-0"
Graphic Scale: 3/4" = 1'-0"
Graphic Scale: 1" = 1'-0"
Graphic Scale: 1 1/2" = 1'-0"

Revisions:	Date:

CONSULTANT

IMEG
15 SUNNEN DR SUITE 104
SAINT LOUIS, MO 63143
314.645.1132 FAX: 314.645.1173
www.imegcorp.com # 17002665.02

ARCHITECT/ENGINEER OF RECORD

Romanyk Consulting
Focusing on what matters
Romanyk Consulting Corp. www.romanykconsulting.com
3308 Preston Road, Suite 350-164, Plano, Texas 75093

STAMP

WISCONSIN
9/5/25
ARDO G. WIECZOREK
#42666-6
SWISHER
IOWA
PROFESSIONAL ENGINEER

Office of Construction and Facilities Management

VA U.S. Department of Veterans Affairs

Drawing Title
BUILDING 43 LEVEL 01 - MECHANICAL FLOOR PLAN

Approved:

Phase
FINAL BID DOCUMENTS

Sprinklered
FULLY SPRINKLERED

Project Title
EHRM INFRASTRUCTURE UPGRADES – MILWAUKEE, WI

Location
5000 W. NATIONAL AVENUE MILWAUKEE, WI

Issue Date SEPTEMBER 5, 2025
Checked AGW
Drawn HWG

Project Number
695-21-700

Building Number
43

Drawing Number
43-MH101

Autodesk Docs://OCFM East - Milwaukee EHRM (R24)/Consolidated Model (R24).rvt
8/30/2025 10:23:43 AM

VA FORM 08 - 6231

KEY NOTES

1. TEMPERATURE CONTROL. REFERENCE MECHANICAL CONTROL PLANS FOR CONTROLS AND MONITORING.
2. REFRIGERANT PIPING DOWN. SEE 2/43-MH101 FOR CONTINUATION.

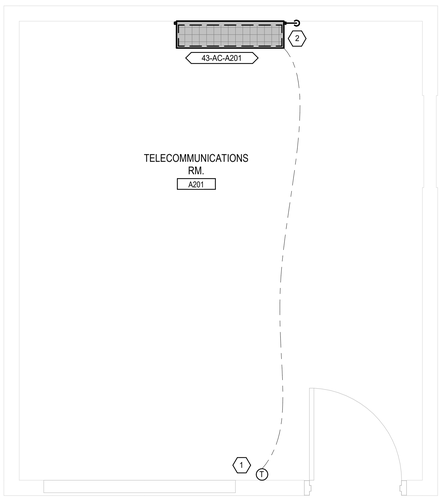

2 RM. A201 ENLARGED PLAN - MECHANICAL
1/2" = 1'-0"

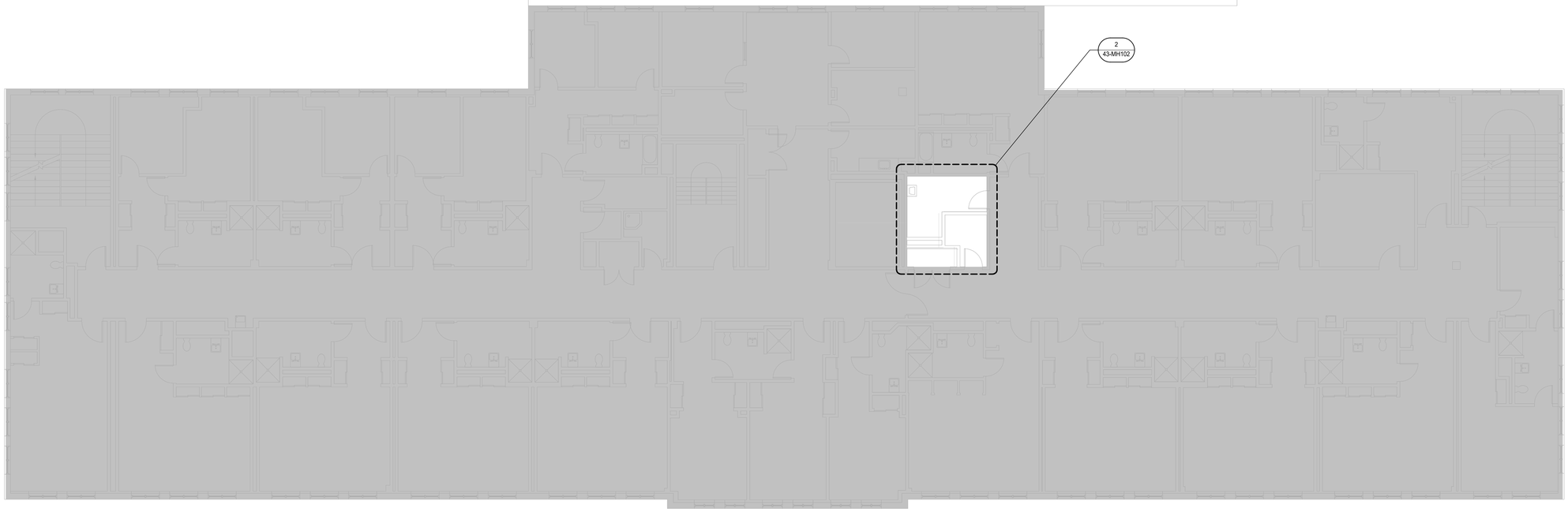

1 BUILDING 43 LEVEL 02 PLAN - MECHANICAL
1/8" = 1'-0"

TRUE NORTH
PLAN NORTH

Revisions:	Date:

CONSULTANT

IMEG
15 SUNNEN DR SUITE 104
SAINT LOUIS, MO 63143
314.645.1132 FAX: 314.645.1173
www.imegcorp.com # 17002665.02

ARCHITECT/ENGINEER OF RECORD

Romanyk Consulting
Focusing on what matters
Romanyk Consulting Corp. www.romanykconsulting.com
3308 Preston Road, Suite 350-164, Plano, Texas 75093

STAMP

WISCONSIN 9/5/25 ARLO G. WIECZOREK #42666-6 SWISHER IOWA PROFESSIONAL ENGINEER

Office of Construction and Facilities Management

VA U.S. Department of Veterans Affairs

Drawing Title	Phase	Project Title	Project Number
BUILDING 43 LEVEL 02 - MECHANICAL FLOOR PLAN	FINAL BID DOCUMENTS	EHRM INFRASTRUCTURE UPGRADES – MILWAUKEE, WI	695-21-700
Approved:	Sprinklered: FULLY SPRINKLERED	Location: 5000 W. NATIONAL AVENUE MILWAUKEE, WI	Building Number: 43
		Issue Date: SEPTEMBER 5, 2025 / Checked: AGW / Drawn: HWG	Drawing Number: 43-MH102

Autodesk Docs://OCFM East - Milwaukee EHRM (R24)/Consolidated Model (R24).rvt
8/30/2025 10:23:46 AM
VA FORM 08 - 6231

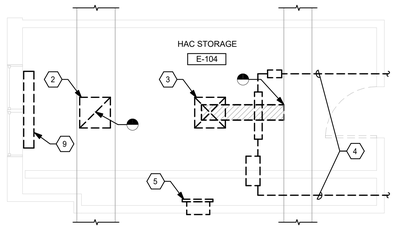

BUILDING 70 BASEMENT E-104 ENLARGED PLAN - MECHANICAL DEMOLITION

2 1/4" = 1'-0"

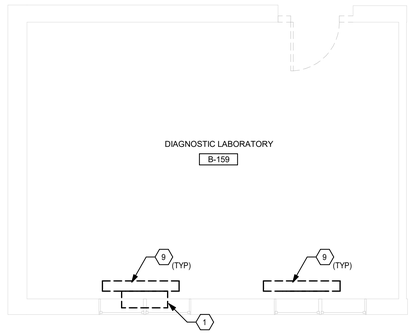

BUILDING 70 BASEMENT B-159 ENLARGED PLAN - MECHANICAL DEMOLITION

3 1/4" = 1'-0"

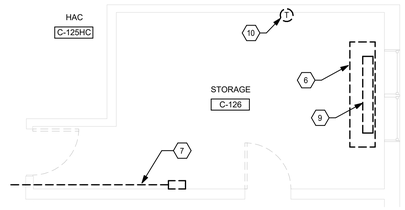

BUILDING 70 BASEMENT C-126 ENLARGED PLAN - MECHANICAL DEMOLITION

4 1/4" = 1'-0"

KEY NOTES

1. DEMOLISH PACKAGED TERMINAL AIR CONDITIONING UNIT AND ASSOCIATED, WIRING, CONTROLS, ETC.
2. DEMOLISH GRILLE. CAP DUCT AT MAIN CONNECTION.
3. DEMOLISH GRILLE AND DUCT BRANCH. CAP DUCT AT MAIN CONNECTION ABOVE CEILING.
4. DEMOLISH DUCT STEAM COIL AND PIPING. DEMOLISH STEAM AND CONDENSATE PIPE BACK TO NEAREST MAINS IN CORRIDOR AND CAP.
5. DEMOLISH GRILLE AND DUCT BRANCH. CAP DUCT AT MAIN BEHIND WALL.
6. DEMOLISH EXISTING WALL-MOUNTED DX UNIT AND ASSOCIATED CONDENSING UNIT, REFRIGERANT PIPING, CONTROLS, ETC.
7. DEMOLISH COMPRESSED AIR PIPING BACK TO MAIN. CAP AT MAIN.
8. DEMOLISH EXISTING DUCT, VAV BOX & ASSOCIATED CONTROLS, FLEX DUCT, AND LOUVER.
9. DEMOLISH EXISTING RADIATOR AND ASSOCIATED PIPING.
10. DEMOLISH EXISTING THERMOSTAT.

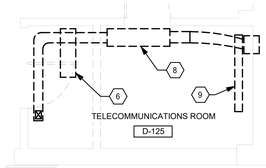

BUILDING 70 BASEMENT D-125 ENLARGED PLAN - MECHANICAL DEMOLITION

5 1/4" = 1'-0"

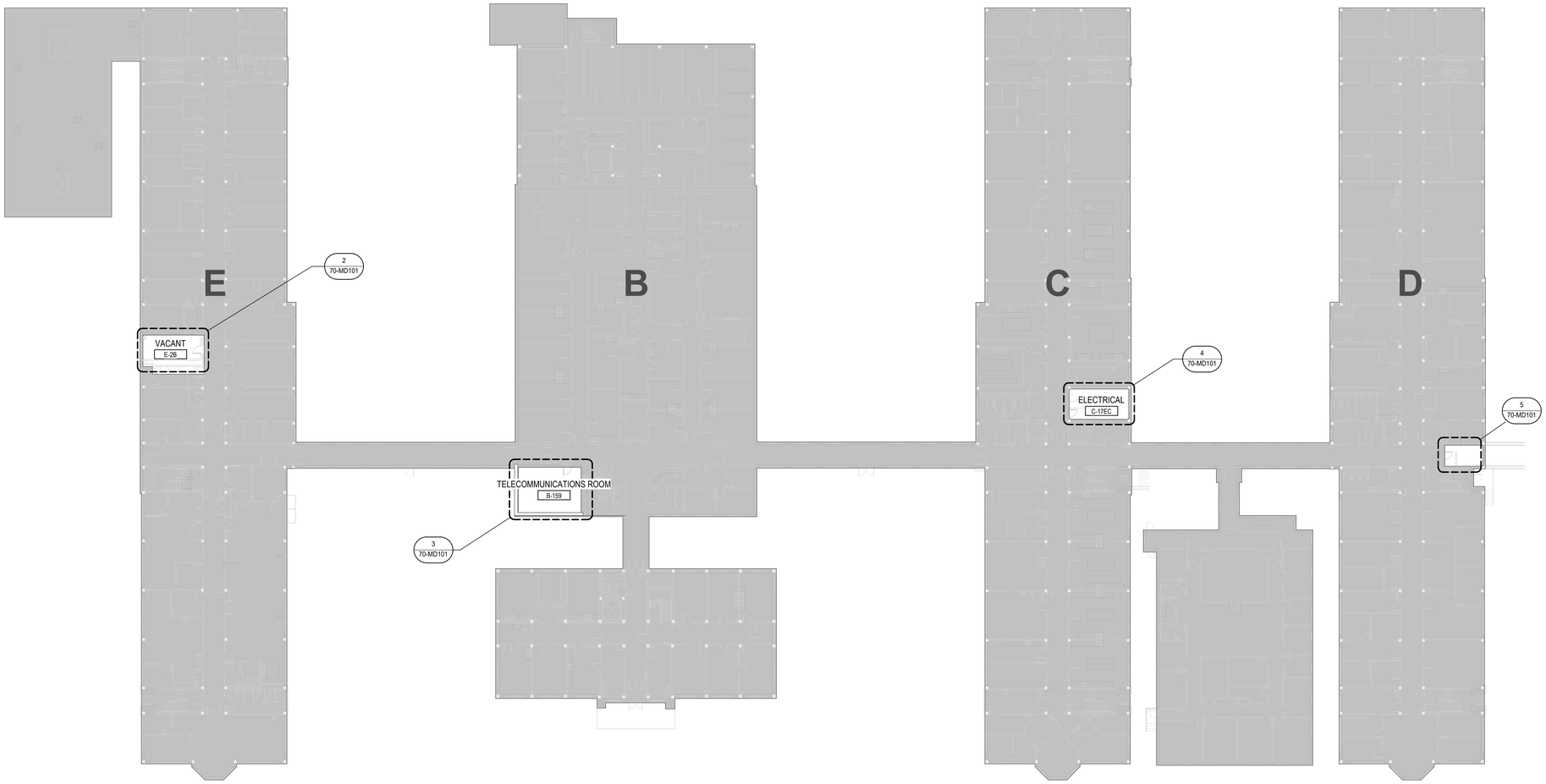

BUILDING 70 FIRST FLOOR PLAN - MECHANICAL DEMOLITION

1 1" = 20'-0"

TRUE NORTH
PLAN NORTH

0' 10' 20' 40'
Graphic Scale : 1" = 20'-0"

Graphic Scale : 3/32" = 1'-0" (0' 4" 8" 1')
Graphic Scale : 1/16" = 1'-0" (0' 8' 16' 32')
Graphic Scale : 1/8" = 1'-0" (0' 4' 8' 16')
Graphic Scale : 3/16" = 1'-0" (0' 3' 6' 12')
Graphic Scale : 1/4" = 1'-0" (0' 1' 2' 4')
Graphic Scale : 1/2" = 1'-0" (0' 1' 2' 4')
Graphic Scale : 3/4" = 1'-0" (0' 6" 1' 2')
Graphic Scale : 1" = 1'-0" (0' 6" 1' 2')
Graphic Scale : 1 1/2" = 1'-0" (0' 3" 6" 1' 1'6")

Revisions:	Date:

CONSULTANT

IMEG
15 SUNNEN DR SUITE 104
SAINT LOUIS, MO 63143
314.645.1132 FAX: 314.645.1173
www.imegcorp.com **# 17002665.02**

ARCHITECT/ENGINEER OF RECORD

Romanyk Consulting
Focusing on what matters
Romanyk Consulting Corp. www.romanykconsulting.com
3308 Preston Road, Suite 350-164, Plano, Texas 75093

STAMP

WISCONSIN 9/5/25 ARCO G. WIECZOREK #42666-6 SWISHER IOWA PROFESSIONAL ENGINEER

Office of Construction and Facilities Management
VA U.S. Department of Veterans Affairs

Drawing Title BUILDING 70 LEVEL 01 - MECHANICAL DEMOLITION PLAN	**Phase** FINAL BID DOCUMENTS	**Project Title** EHRM INFRASTRUCTURE UPGRADES – MILWAUKEE, WI	**Project Number** 695-21-700
			Building Number 70
Approved:	**Sprinklered** FULLY SPRINKLERED	**Location** 5000 W. NATIONAL AVENUE MILWAUKEE, WI	**Drawing Number** 70-MD101
		Issue Date SEPTEMBER 5, 2025 / **Checked** AGW / **Drawn** HWG	

Autodesk Docs://OCFM East - Milwaukee EHRM (R24)/Consolidated Model (R24).rvt
8/30/2025 10:23:50 AM

VA FORM 08 - 6231

KEY NOTES

1. TEMPERATURE CONTROL. REFERENCE MECHANICAL CONTROL PLANS FOR CONTROLS AND MONITORING.
2. SHADED AREA INDICATES RECOMMENDED 36" CLEARENCE FOR DX UNIT.
3. ROUTE REFRIGERANT PIPE ABOVE CEILING THEN DOWN EXTERIOR WALL TO CONDENSING UNIT.

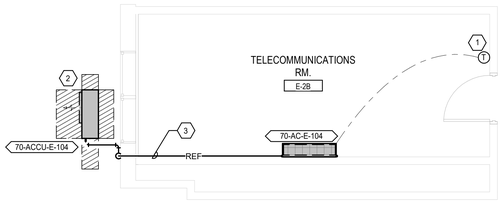

2 RM. E-104 ENLARGED PLAN - MECHANICAL
1/4" = 1'-0"

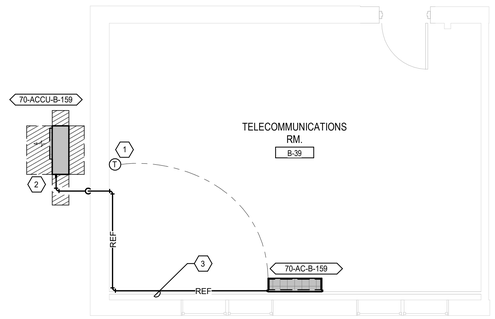

3 RM. B-159 ENLARGED PLAN - MECHANICAL
1/4" = 1'-0"

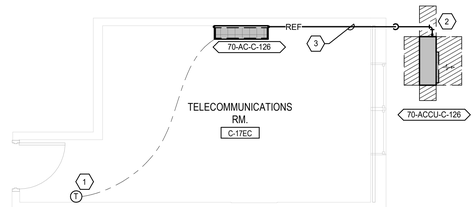

4 RM. C-126 ENLARGED PLAN - MECHANICAL
1/4" = 1'-0"

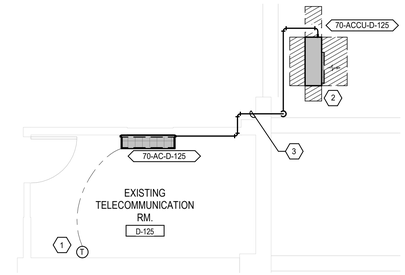

5 RM. D-125 ENLARGED PLAN - MECHANICAL
1/4" = 1'-0"

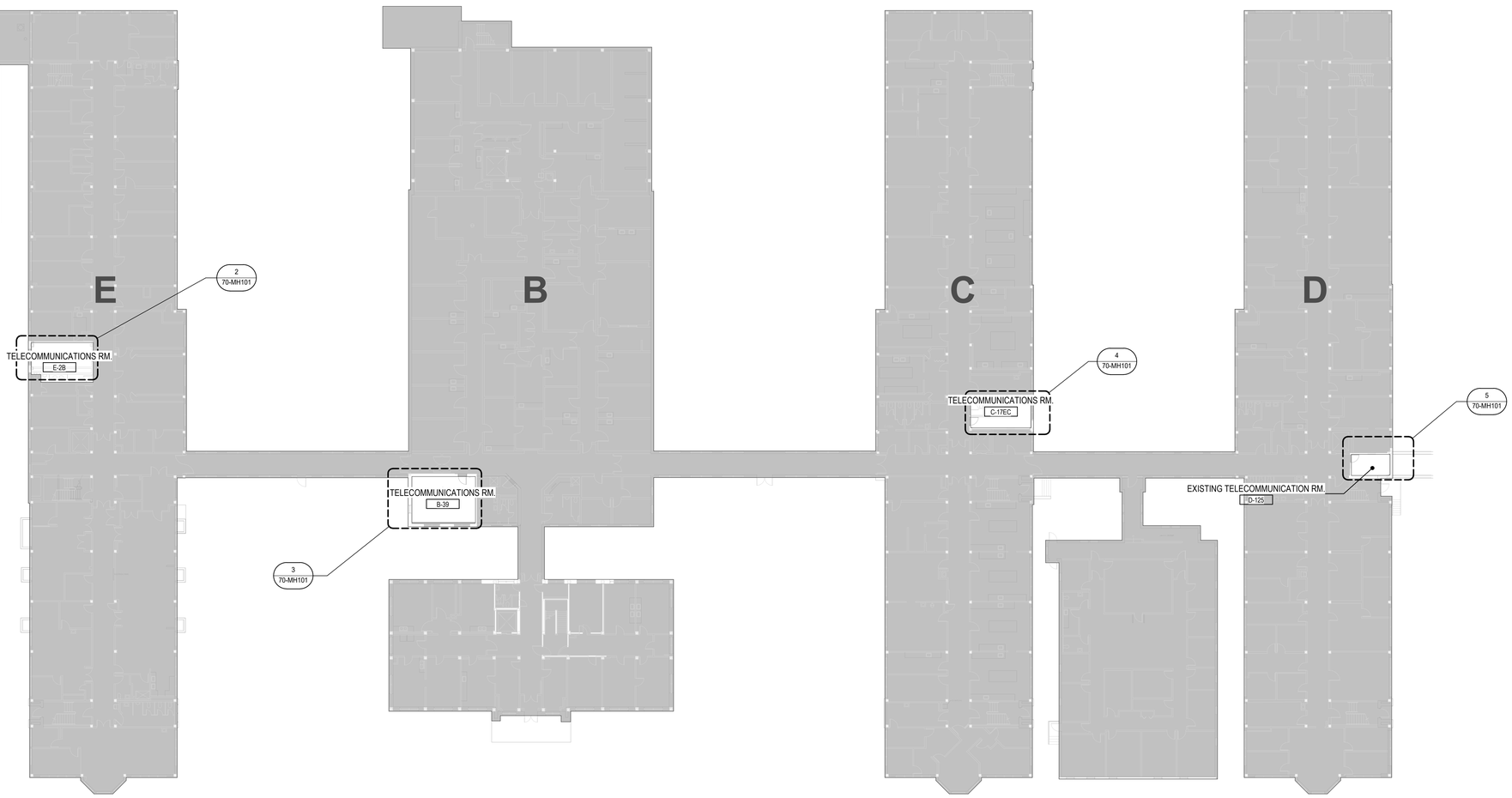

1 BUILDING 70 LEVEL 01 PLAN - MECHANICAL
1" = 20'-0"

TRUE NORTH
PLAN NORTH

0' 10' 20' 40'
Graphic Scale : 1" = 20'-0"

Revisions:	Date:

CONSULTANT

IMEG
15 SUNNEN DR SUITE 104
SAINT LOUIS, MO 63143
314.645.1132 FAX: 314.645.1173
www.imegcorp.com **# 17002665.02**

ARCHITECT/ENGINEER OF RECORD

Romanyk Consulting
Focusing on what matters
Romanyk Consulting Corp. www.romanykconsulting.com
3308 Preston Road, Suite 350-164, Plano, Texas 75093

STAMP

WISCONSIN
19525
AMED G. WIECZOREK
#42666-6
SWISHER
IOWA
PROFESSIONAL ENGINEER

Office of Construction and Facilities Management

VA U.S. Department of Veterans Affairs

Drawing Title BUILDING 70 LEVEL 01 - MECHANICAL FLOOR PLAN	**Phase** FINAL BID DOCUMENTS	**Project Title** EHRM INFRASTRUCTURE UPGRADES – MILWAUKEE, WI	**Project Number** 695-21-700
Approved:	**Sprinklered** FULLY SPRINKLERED	**Location** 5000 W. NATIONAL AVENUE MILWAUKEE, WI	**Building Number** 70
		Issue Date SEPTEMBER 5, 2025 / **Checked** AGW / **Drawn** HWG	**Drawing Number** 70-MH101

Graphic Scale: 32" = 1'-0" / 16' 8' 0'
Graphic Scale: 16" = 1'-0" / 8' 4' 0'
Graphic Scale: 2" = 1'-0" / 1' 8" 4" 0'
Graphic Scale: 4" = 1'-0" / 2' 1' 0'
Graphic Scale: 12" = 1'-0" / 6' 3' 0'
Graphic Scale: 2" = 1'-0" / 1' 8" 4" 0'
Graphic Scale: 3/4" = 1'-0" / 2' 1' 6" 0'
Graphic Scale: 1" = 1'-0" / 2' 1' 0'
Graphic Scale: 1 1/2" = 1'-0" / 1' 6" 3" 0'

8/30/2025 10:23:56 AM
Autodesk Docs://OCFM East - Milwaukee EHRM (R24)/Consolidated Model (R24).rvt

VA FORM 08 - 6231

KEY NOTES

1. DEMOLISH EXISTING SUPPLY AIR GRILLE AND ASSOCIATED DUCT BACK TO MAIN. CAP BACK TO MAIN.

1 BLDG 97 - FIRST FLOOR - OVERALL MECHANICAL DEMOLITION
1/4" = 1'-0"

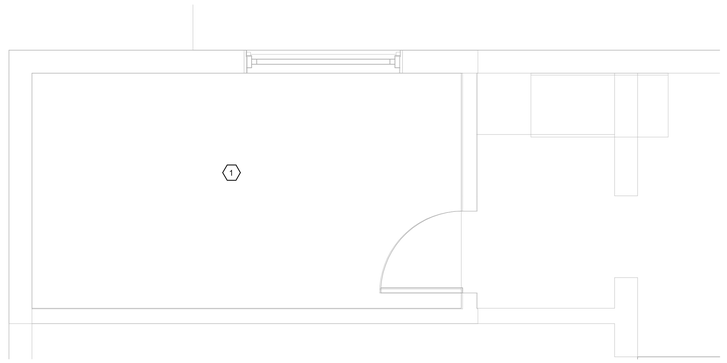

2 BLDG 97 - FIRST FLOOR - ENLARGED MECHANICAL
1/2" = 1'-0"

TRUE NORTH
PLAN NORTH

Graphic Scale: 3/32" = 1'-0"
0' 4" 8" 1' 2'

Graphic Scale: 1/4" = 1'-0"
0' 1' 2' 4'

Graphic Scale: 3/16" = 1'-0"
0' 1' 3' 6' 12'

Graphic Scale: 1/8" = 1'-0"
0' 4' 8' 16' 32'

Graphic Scale: 1/2" = 1'-0"
0' 1' 2' 4'

Graphic Scale: 3/4" = 1'-0"
0' 6" 1' 2'

Graphic Scale: 1" = 1'-0"
0' 6" 1' 2'

Graphic Scale: 1 1/2" = 1'-0"
0' 3" 6" 1' 1' 6"

Revisions:	Date:

CONSULTANT

IMEG
15 SUNNEN DR SUITE 104
SAINT LOUIS, MO 63143
314.645.1132 FAX: 314.645.1173
www.imegcorp.com **# 17002665.02**

ARCHITECT/ENGINEER OF RECORD

Romanyk Consulting
Focusing on what matters
Romanyk Consulting Corp. www.romanykconsulting.com
3308 Preston Road, Suite 350-164, Plano, Texas 75093

STAMP

WISCONSIN 9/5/25 ARCO G. WIECZOREK #42666-6 SWISHER IOWA PROFESSIONAL ENGINEER

Office of Construction and Facilities Management

VA | U.S. Department of Veterans Affairs

Drawing Title BLDG 97 - FIRST FLOOR OVERALL & ENLARGED - MECHANICAL DEMOLITION	**Phase** FINAL BID DOCUMENTS
Approved:	**Sprinklered** FULLY SPRINKLERED

Project Title EHRM INFRASTRUCTURE UPGRADES – MILWAUKEE, WI
Location 5000 W. NATIONAL AVENUE MILWAUKEE, WI
Issue Date SEPTEMBER 5, 2025 | **Checked** AGW | **Drawn** HWG

Project Number 695-21-700
Building Number 97
Drawing Number 97-MD101

Autodesk Docs://OCFM East - Milwaukee EHRM (R24)/Consolidated Model (R24).rvt
8/30/2025 10:23:58 AM

VA FORM 08 - 6231

KEY NOTES

1. ROUTE REFRIGERANT PIPE THROUGH THROUGH EXTERIOR WALL TO CONDENSING UNIT.
2. TEMPERATURE CONTROL. REFERENCE MECHANICAL CONTROL PLANS FOR CONTROLS AND MONITORING.
3. SHADED AREA INDICATES RECOMMENDED 36" CLEARENCE FOR DX UNIT.

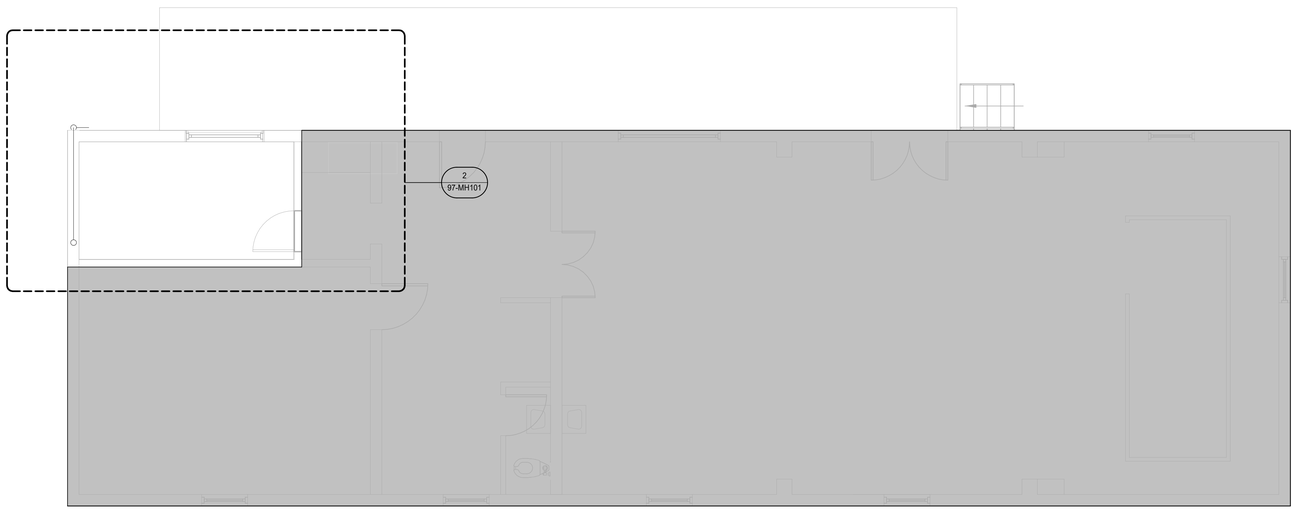

1 BLDG 97 - FIRST FLOOR - OVERALL MECHANICAL
1/4" = 1'-0"

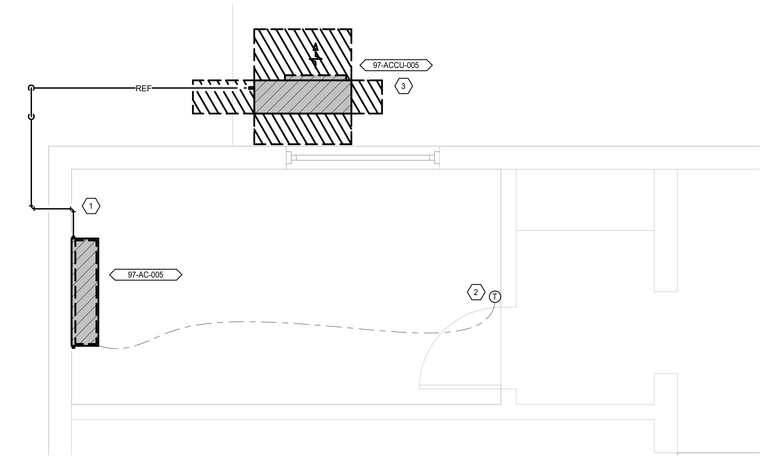

2 BLDG 97 - FIRST FLOOR - MECHANICAL
1/2" = 1'-0"

TRUE NORTH
PLAN NORTH

Graphic Scale: 32' 16' 8' 0'
Graphic Scale: 16' 8' 4' 0'
Graphic Scale: 2' 1' 8" 4" 0'
Graphic Scale: 4' 2' 1' 0'
Graphic Scale: 12' 6' 3' 0'
Graphic Scale: 4' 2' 1' 0'
Graphic Scale: 2' 1' 6" 0'
Graphic Scale: 2' 1' 6" 0'
Graphic Scale: 1' 6" 3" 0'

Revisions:	Date:

CONSULTANT

IMEG
15 SUNNEN DR SUITE 104
SAINT LOUIS, MO 63143
314.645.1132 FAX: 314.645.1173
www.imegcorp.com **# 17002665.02**

ARCHITECT/ENGINEER OF RECORD

Romanyk Consulting
Focusing on what matters
Romanyk Consulting Corp. www.romanykconsulting.com
3308 Preston Road, Suite 350-164, Plano, Texas 75093

STAMP

WISCONSIN
9/5/25
ARCO G. WIECZOREK #42666-6 SWISHER IOWA
PROFESSIONAL ENGINEER

Office of Construction and Facilities Management

VA U.S. Department of Veterans Affairs

Drawing Title BLDG 97 - FIRST FLOOR OVERALL AND ENLARGED - MECHANICAL	**Phase** FINAL BID DOCUMENTS
Approved:	**Sprinklered** FULLY SPRINKLERED

Project Title EHRM INFRASTRUCTURE UPGRADES – MILWAUKEE, WI
Location 5000 W. NATIONAL AVENUE MILWAUKEE, WI
Issue Date SEPTEMBER 5, 2025 | **Checked** AGW | **Drawn** HWG

Project Number 695-21-700
Building Number 97
Drawing Number 97-MH101

Autodesk Docs://OCFM East - Milwaukee EHRM (R24)/Consolidated Model (R24).rvt
8/30/2025 10:24:01 AM

VA FORM 08 - 6231

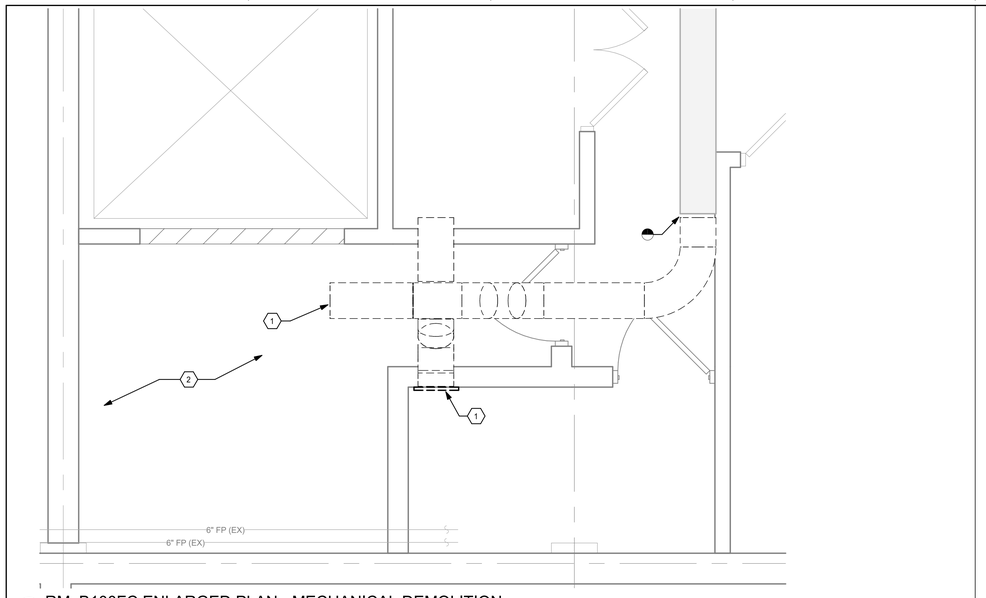

2 RM. B100FC ENLARGED PLAN - MECHANICAL DEMOLITION
1/2" = 1'-0"



1 BUILDING 102 LEVEL 00 FLOOR PLAN - MECHANICAL DEMOLITION
1/8" = 1'-0"

KEY NOTES

1. DEMOLISH RETURN GRILLE AND ASSOCIATED DUCT BRANCHES BACK OUT OF ROOM. SEE SHEET 102-MH101 FOR NEW CONNECTION.
2. RELOCATE EXISITING CONDUIT, DATA CABLES, ETC. AS REQUIRED FOR INSTALLATION OF NEW MECHANICAL SYSTEM.

TRUE NORTH
PLAN NORTH

Revisions:	Date:

CONSULTANT

IMEG
15 SUNNEN DR SUITE 104
SAINT LOUIS, MO 63143
314.645.1132 FAX: 314.645.1173
www.imegcorp.com # 17002665.02

ARCHITECT/ENGINEER OF RECORD

Romanyk Consulting
Focusing on what matters
Romanyk Consulting Corp. www.romanykconsulting.com
3308 Preston Road, Suite 350-164, Plano, Texas 75093

STAMP

WISCONSIN 9/5/25 AREO G. WIECZOREK #42666-6 SWISHER IOWA PROFESSIONAL ENGINEER

Office of Construction and Facilities Management

VA U.S. Department of Veterans Affairs

Drawing Title	Phase	Project Title	Project Number
BUILDING 102 BASEMENT - MECHANICAL DEMOLITION PLAN	FINAL BID DOCUMENTS	EHRM INFRASTRUCTURE UPGRADES – MILWAUKEE, WI	695-21-700
Approved:	Sprinklered: FULLY SPRINKLERED	Location: 5000 W. NATIONAL AVENUE MILWAUKEE, WI	Building Number: 102
		Issue Date: SEPTEMBER 5, 2025 / Checked: AGW / Drawn: HWG	Drawing Number: 102-MD101

VA FORM 08 - 6231

Autodesk Docs://OCFM East - Milwaukee EHRM (R24)/Consolidated Model (R24).rvt
8/30/2025 10:24:04 AM

KEY NOTES

1. THERE ARE NO MECHANICAL SYSTEMS IN THIS AREA TO BE DEMOLISHED.

1 BUILDING 102 LEVEL 01 FLOOR PLAN - MECHANICAL DEMOLITION
1/8" = 1'-0"

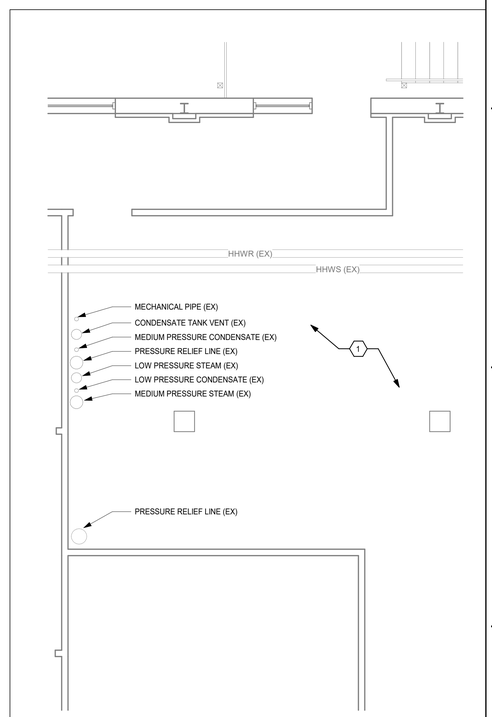

2 RM 144 ENLARGED PLAN - MECHANICAL DEMOLITION
1/4" = 1'-0"

TRUE NORTH
PLAN NORTH

Graphic Scale: 1 1/2" = 1'-0"
Graphic Scale: 1" = 1'-0"
Graphic Scale: 3/4" = 1'-0"
Graphic Scale: 1/2" = 1'-0"
Graphic Scale: 3/16" = 1'-0"
Graphic Scale: 1/4" = 1'-0"
Graphic Scale: 3/32" = 1'-0"
Graphic Scale: 1/8" = 1'-0"
Graphic Scale: 1/16" = 1'-0"

8/20/2025 10:24:06 AM

Autodesk Docs://OCFM East - Milwaukee EHRM (R24)/Consolidated Model (R24).rvt

Revisions:	Date:

CONSULTANT

IMEG
15 SUNNEN DR SUITE 104
SAINT LOUIS, MO 63143
314.645.1132 FAX: 314.645.1173
www.imegcorp.com **# 17002665.02**

ARCHITECT/ENGINEER OF RECORD

Romanyk Consulting
Focusing on what matters
Romanyk Consulting Corp. www.romanykconsulting.com
3308 Preston Road, Suite 350-164, Plano, Texas 75093

STAMP

WISCONSIN
9/5/25
ARED G. WIECZOREK
#42666-6
SWISHER
IOWA
PROFESSIONAL ENGINEER

Office of Construction and Facilities Management
VA U.S. Department of Veterans Affairs

Drawing Title BUILDING 102 LEVEL 01 - MECHANICAL DEMOLITION PLAN	**Phase** FINAL BID DOCUMENTS
Approved:	**Sprinklered** FULLY SPRINKLERED

Project Title EHRM INFRASTRUCTURE UPGRADES – MILWAUKEE, WI
Location 5000 W. NATIONAL AVENUE MILWAUKEE, WI

Issue Date	Checked	Drawn
SEPTEMBER 5, 2025	AGW	HWG

Project Number 695-21-700
Building Number 102
Drawing Number 102-MD102

VA FORM 08 - 6231

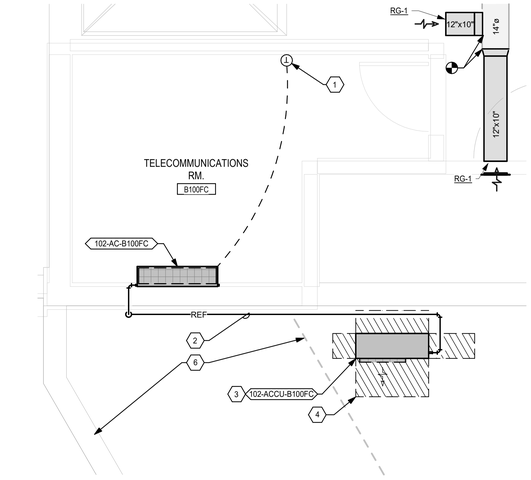

2 RM. B100FC ENLARGED PLAN - MECHANICAL
3/8" = 1'-0"

KEY NOTES

1. TEMPERATURE CONTROL. REFERENCE MECHANICAL CONTROL PLANS FOR CONTROLS AND MONITORING.
2. ROUTE REFRIGERANT PIPE THROUGH EXTERIOR WALL THEN UP TO CONDENSING UNIT ON ROOF.
3. LOCATE CONDENSER ON ROOF OF LOADING DOCK.
4. HATCHED AREA INDICATES MANUFACTURER'S RECOMMENED CLEARANCE FOR THE EQUIPMENT. PROVIDE GUARDRAILS AROUND CONDENSING UNIT IF WITHIN 10'-0" OF ROOF EDGE.
5. MAINTAIN A MINIMUM OF 10 FT. FROM ROOF PARAPET FOR MAINTENACE PERSONEL SAFETY.



1 BUILDING 102 LEVEL 00 PLAN - MECHANICAL
1/8" = 1'-0"

TRUE NORTH
PLAN NORTH

Revisions:	Date:

CONSULTANT

IMEG
15 SUNNEN DR SUITE 104
SAINT LOUIS, MO 63143
314.645.1132 FAX: 314.645.1173
www.imegcorp.com **# 17002665.02**

ARCHITECT/ENGINEER OF RECORD

Romanyk Consulting
Focusing on what matters
Romanyk Consulting Corp. www.romanykconsulting.com
3308 Preston Road, Suite 350-164, Plano, Texas 75093

STAMP

WISCONSIN 9/5/25 ARCO G. WIECZOREK #42666-6 SWISHER IOWA PROFESSIONAL ENGINEER

Office of Construction and Facilities Management

VA U.S. Department of Veterans Affairs

Drawing Title BUILDING 102 BASEMENT - MECHANICAL FLOOR PLAN	**Phase** FINAL BID DOCUMENTS	**Project Title** EHRM INFRASTRUCTURE UPGRADES – MILWAUKEE, WI	**Project Number** 695-21-700
Approved:	**Sprinklered** FULLY SPRINKLERED	**Location** 5000 W. NATIONAL AVENUE MILWAUKEE, WI	**Building Number** 102
		Issue Date SEPTEMBER 5, 2025 / **Checked** AGW / **Drawn** HWG	**Drawing Number** 102-MH101

Graphic Scale: 1/16" = 1'-0"
Graphic Scale: 1/8" = 1'-0"
Graphic Scale: 3/32" = 1'-0"
Graphic Scale: 1/4" = 1'-0"
Graphic Scale: 3/16" = 1'-0"
Graphic Scale: 1/2" = 1'-0"
Graphic Scale: 3/4" = 1'-0"
Graphic Scale: 1" = 1'-0"
Graphic Scale: 1 1/2" = 1'-0"

Autodesk Docs://OCFM East - Milwaukee EHRM (R24)/Consolidated Model (R24).rvt
8/30/2025 10:24:09 AM

VA FORM 08 - 6231

KEY NOTES

1. TEMPERATURE CONTROL. REFERENCE MECHANICAL CONTROL PLANS FOR CONTROLS AND MONITORING.
2. ROUTE REFRIGERANT PIPE THROUGH EXTERIOR WALL TO CONDENSING UNIT.
3. HATCHED AREA INDICATES MANUFACTURER'S RECOMMENED CLEARANCE FOR THE EQUIPMENT.
4. EXISTING MECHANICAL PIPE TO REMAIN.
5. PROVIDE GUARDRAILS AROUND CONDENSING UNIT IF WITHIN 10'-0" OF ROOF EDGE.

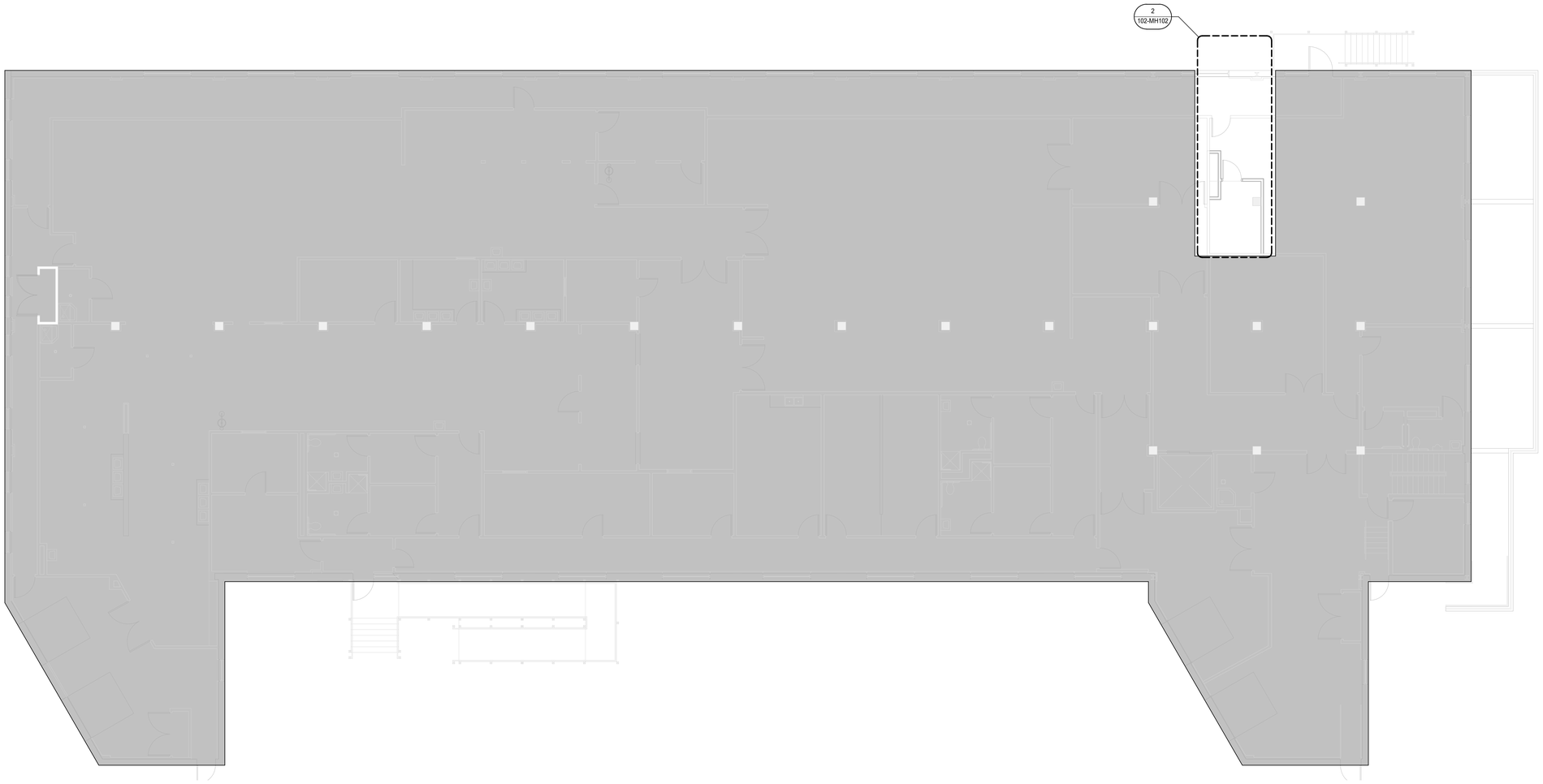

1 BUILDING 102 LEVEL 01 PLAN - MECHANICAL
1/8" = 1'-0"

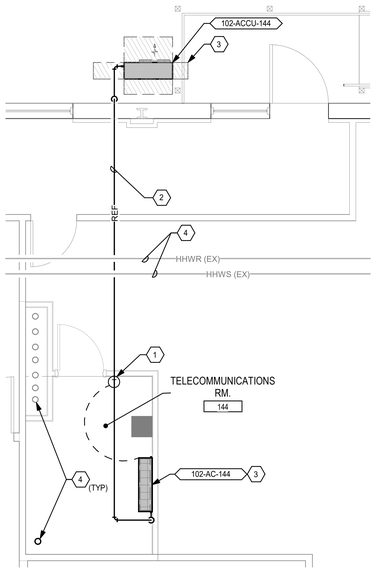

2 RM. 144 ENLARGED PLAN - MECHANICAL
1/4" = 1'-0"

Graphic Scale: 1"16" = 1'-0" (32' / 16' / 8' / 0')
Graphic Scale: 1"8" = 1'-0" (16' / 8' / 4' / 0')
Graphic Scale: 1"332" = 1'-0" (2' / 1' / 8" / 4" / 0')
Graphic Scale: 1"4" = 1'-0" (4' / 2' / 1' / 0')
Graphic Scale: 1"16" = 1'-0" (12' / 6' / 3' / 1' / 0')
Graphic Scale: 1"2" = 1'-0" (4' / 2' / 1' / 0')
Graphic Scale: 1"4" = 1'-0" (2' / 1' / 6" / 0')
Graphic Scale: 1"1" = 1'-0" (2' / 1' / 6" / 3" / 0')
Graphic Scale: 1"12" = 1'-0" (1'6" / 1' / 6" / 3" / 0')

TRUE NORTH
PLAN NORTH

Revisions:	Date:

CONSULTANT

IMEG
15 SUNNEN DR SUITE 104
SAINT LOUIS, MO 63143
314.645.1132 FAX: 314.645.1173
www.imegcorp.com **# 17002665.02**

ARCHITECT/ENGINEER OF RECORD

Romanyk Consulting
Focusing on what matters
Romanyk Consulting Corp. www.romanykconsulting.com
3308 Preston Road, Suite 350-164, Plano, Texas 75093

STAMP

WISCONSIN
9/5/25
ARDD G. WIECZOREK
#42666-6
SWISHER
IOWA
PROFESSIONAL ENGINEER

Office of Construction and Facilities Management

VA U.S. Department of Veterans Affairs

Drawing Title BUILDING 102 LEVEL 01 - MECHANICAL FLOOR PLAN

Approved:

Phase FINAL BID DOCUMENTS

Sprinklered FULLY SPRINKLERED

Project Title EHRM INFRASTRUCTURE UPGRADES – MILWAUKEE, WI

Location 5000 W. NATIONAL AVENUE MILWAUKEE, WI

Issue Date SEPTEMBER 5, 2025 | **Checked** AGW | **Drawn** HWG

Project Number 695-21-700

Building Number 102

Drawing Number 102-MH102

Autodesk Docs://OCFM East - Milwaukee EHRM (R24)/Consolidated Model (R24).rvt
8/30/2025 10:24:12 AM

KEY NOTES

1. THERE ARE NO MECHANICAL SYSTEMS IN THIS AREA TO BE DEMOLISHED.

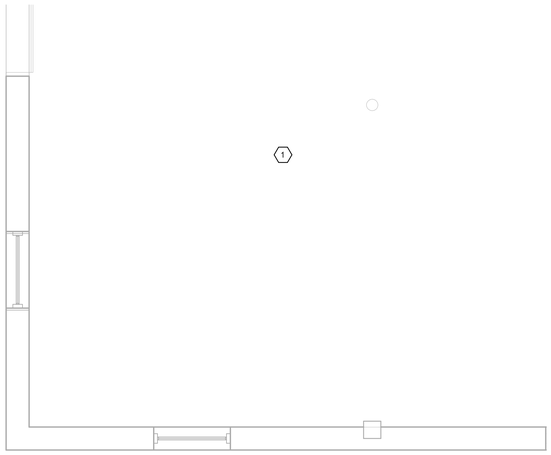

2 MEZZANINE ROOM 114 MECHANICAL DEMO ENLARGED PLAN
3/8" = 1'-0"

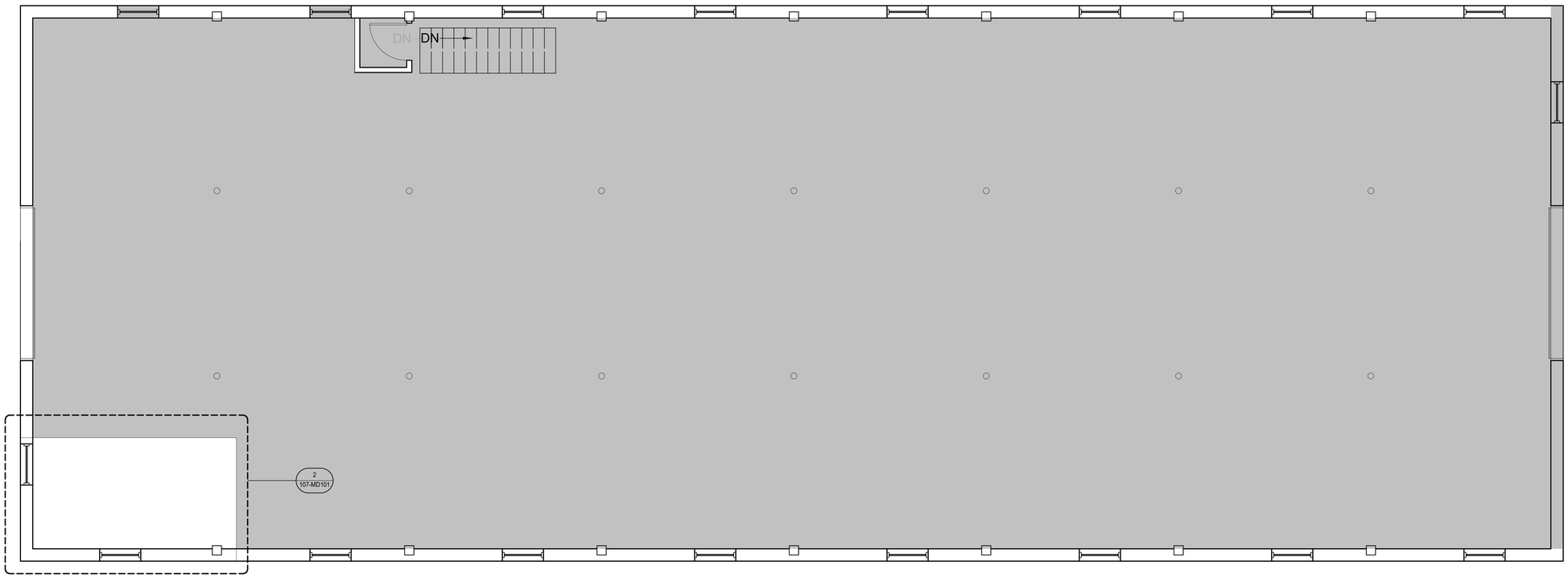

1 BLDG 107 - MEZZANINE - OVERALL ELECTRICAL DEMOLITION
1/4" = 1'-0"

TRUE NORTH
PLAN NORTH

Revisions:	Date:

CONSULTANT

IMEG
15 SUNNEN DR SUITE 104
SAINT LOUIS, MO 63143
314.645.1132 FAX: 314.645.1173
www.imegcorp.com **# 17002665.02**

ARCHITECT/ENGINEER OF RECORD

Romanyk Consulting
Focusing on what matters
Romanyk Consulting Corp. www.romanykconsulting.com
3308 Preston Road, Suite 350-164, Plano, Texas 75093

STAMP

WISCONSIN DEPARTMENT OF ARCHITECTURE PROFESSIONAL ENGINEERING
NOT FOR PERMITTING OR CONSTRUCTION

Office of Construction and Facilities Management

VA U.S. Department of Veterans Affairs

Drawing Title BLDG 107 - FIRST FLOOR OVERALL & ENLARGED - MECHANICAL DEMOLITION

Approved:

Phase FINAL BID DOCUMENTS

Sprinklered FULLY SPRINKLERED

Project Title EHRM INFRASTRUCTURE UPGRADES – MILWAUKEE, WI

Location 5000 W. NATIONAL AVENUE MILWAUKEE, WI

Issue Date SEPTEMBER 5, 2025 | **Checked** AGW | **Drawn** HWG

Project Number 695-21-700

Building Number 107

Drawing Number 107-MD101

Graphic Scale: 1/16" = 1'-0"
Graphic Scale: 1/8" = 1'-0"
Graphic Scale: 3/32" = 1'-0"
Graphic Scale: 1/4" = 1'-0"
Graphic Scale: 1/2" = 1'-0"
Graphic Scale: 3/4" = 1'-0"
Graphic Scale: 1" = 1'-0"
Graphic Scale: 1 1/2" = 1'-0"

Autodesk Docs://OCFM East - Milwaukee EHRM (R24)/Consolidated Model (R24).rvt
8/30/2025 10:24:15 AM

VA FORM 08 - 6231

KEY NOTES

1. TEMPERATURE CONTROL. REFERENCE MECHANICAL CONTROL PLANS FOR CONTROLS AND MONITORING.
2. SHADED AREA INDICATES RECOMMENDED 36" CLEARENCE FOR DX UNIT.

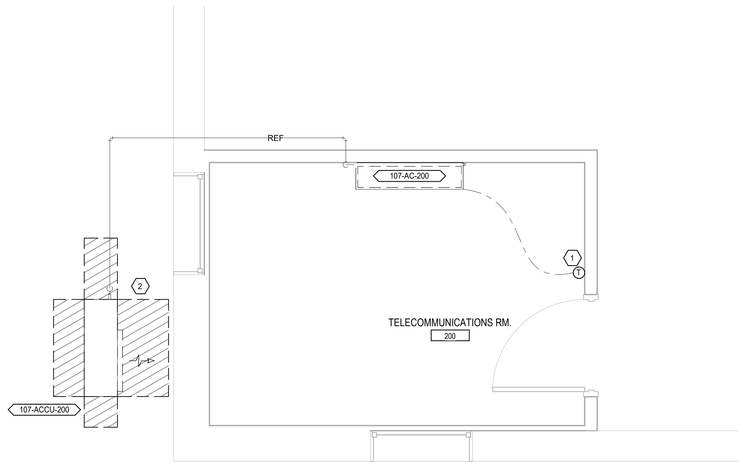

2 ROOM 200 MEZZANINE ENLARGED MECHANICAL PLAN
1/2" = 1'-0"



1 BUILDING 107 MEZZANINE MECHANICAL PLAN
1/4" = 1'-0"

TRUE NORTH
PLAN NORTH

Revisions:	Date:

CONSULTANT

IMEG
15 SUNNEN DR SUITE 104
SAINT LOUIS, MO 63143
314.645.1132 FAX: 314.645.1173
www.imegcorp.com **# 17002665.02**

ARCHITECT/ENGINEER OF RECORD

Romanyk Consulting
Focusing on what matters
Romanyk Consulting Corp. www.romanykconsulting.com
3308 Preston Road, Suite 350-164, Plano, Texas 75093

STAMP

WISCONSIN ARCHITECT ARCO G. ROMANYK NUMBER PROFESSIONAL ENGINEER
NOT FOR PERMITTING OR CONSTRUCTION

Office of Construction and Facilities Management

VA U.S. Department of Veterans Affairs

Drawing Title BLDG 107 - FIRST FLOOR OVERALL & ENLARGED - MECHANICAL

Approved:

Phase FINAL BID DOCUMENTS

Sprinklered FULLY SPRINKLERED

Project Title EHRM INFRASTRUCTURE UPGRADES – MILWAUKEE, WI

Location 5000 W. NATIONAL AVENUE MILWAUKEE, WI

Issue Date SEPTEMBER 5, 2025 | **Checked** AGW | **Drawn** HWG

Project Number 695-21-700

Building Number 107

Drawing Number 107-MH101

Graphic Scale: 1/16" = 1'-0" (0' 8' 16' 32')
Graphic Scale: 1/8" = 1'-0" (0' 4' 8' 16')
Graphic Scale: 3/32" = 1'-0" (0' 4" 8" 1' 2')
Graphic Scale: 1/4" = 1'-0" (0' 1' 2' 4')
Graphic Scale: 3/16" = 1'-0" (0' 3" 6" 1' 1'6")
Graphic Scale: 1/2" = 1'-0" (0' 1' 2' 4')
Graphic Scale: 3/4" = 1'-0" (0' 6" 1' 2')
Graphic Scale: 1" = 1'-0" (0' 6" 1' 2')
Graphic Scale: 1 1/2" = 1'-0" (0' 3" 6" 1' 1'6")

Autodesk Docs://OCFM East - Milwaukee EHRM (R24)/Consolidated Model (R24).rvt
8/30/2025 10:24:18 AM

VA FORM 08 - 6231

KEY NOTES

1. DEMOLISH EXISTING WALL GRILLES AND ASSOCIAED DUCT BACK TO MAINS.

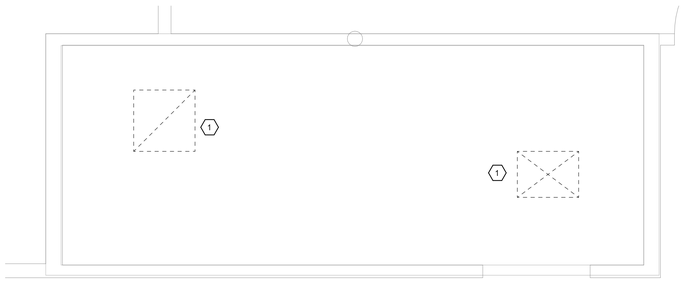

2 BLDG 108 - SECOND FLOOR - ENLARGED MECHANICAL DEMOLITION - ROOM 200
1/2" = 1'-0"

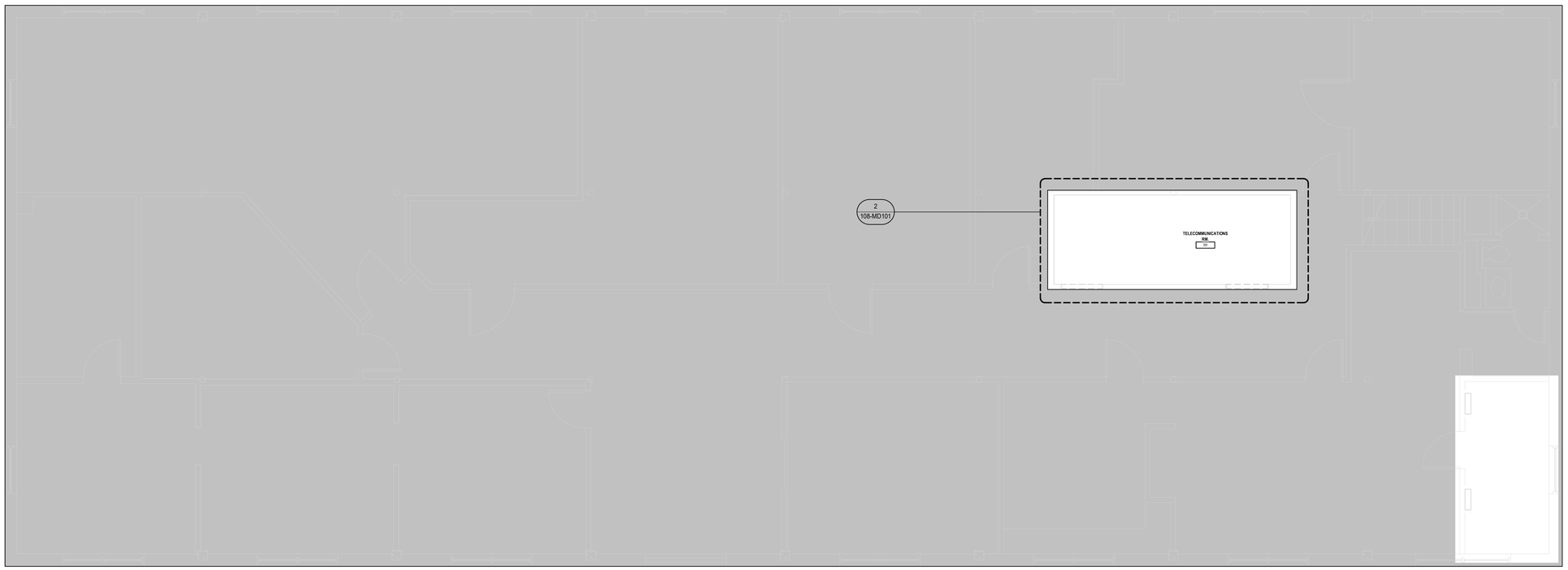

1 BLDG 108 - SECOND FLOOR - OVERALL MECHANICAL DEMOLITION
1/4" = 1'-0"

TRUE NORTH
PLAN NORTH

Revisions:	Date:

CONSULTANT

IMEG
15 SUNNEN DR SUITE 104
SAINT LOUIS, MO 63143
314.645.1132 FAX: 314.645.1173
www.imegcorp.com **# 17002665.02**

ARCHITECT/ENGINEER OF RECORD

Romanyk Consulting
Focusing on what matters
Romanyk Consulting Corp. www.romanykconsulting.com
3308 Preston Road, Suite 350-164, Plano, Texas 75093

STAMP

WISCONSIN
9/5/25
ARCO G. WIECZOREK
#42666-6
SWISHER
IOWA
PROFESSIONAL ENGINEER

Office of Construction and Facilities Management

VA U.S. Department of Veterans Affairs

Drawing Title
BLDG 108 - SECOND FLOOR OVERALL & ENLARGED - MECHANICAL DEMOLITION

Approved:

Phase
FINAL BID DOCUMENTS

Sprinklered
FULLY SPRINKLERED

Project Title
EHRM INFRASTRUCTURE UPGRADES – MILWAUKEE, WI

Location
5000 W. NATIONAL AVENUE MILWAUKEE, WI

Issue Date SEPTEMBER 5, 2025 | **Checked** AGW | **Drawn** SM

Project Number 695-21-700

Building Number 108

Drawing Number 108-MD101

Graphic Scale: 1/16" = 1'-0" (0' 8' 16' 32')
Graphic Scale: 1/8" = 1'-0" (0' 4' 8' 16')
Graphic Scale: 3/32" = 1'-0" (0' 4" 8" 1' 2')
Graphic Scale: 1/4" = 1'-0" (0' 1' 2' 4')
Graphic Scale: 3/16" = 1'-0" (0' 1' 3' 6' 12')
Graphic Scale: 1/2" = 1'-0" (0' 1' 2' 4')
Graphic Scale: 3/4" = 1'-0" (0' 6" 1' 2')
Graphic Scale: 1" = 1'-0" (0' 6" 1' 2')
Graphic Scale: 1 1/2" = 1'-0" (0' 3" 6" 1' 1'6")

Autodesk Docs://OCFM East - Milwaukee EHRM (R24)/Consolidated Model (R24).rvt
8/30/2025 10:24:21 AM

VA FORM 08 - 6231

KEY NOTES

1. TEMPERATURE CONTROL. REFERENCE MECHANICAL CONTROL PLANS FOR CONTROLS AND MONITORING.
2. SHADED AREA INDICATES RECOMMENDED 36" CLEARENCE FOR DX UNIT.

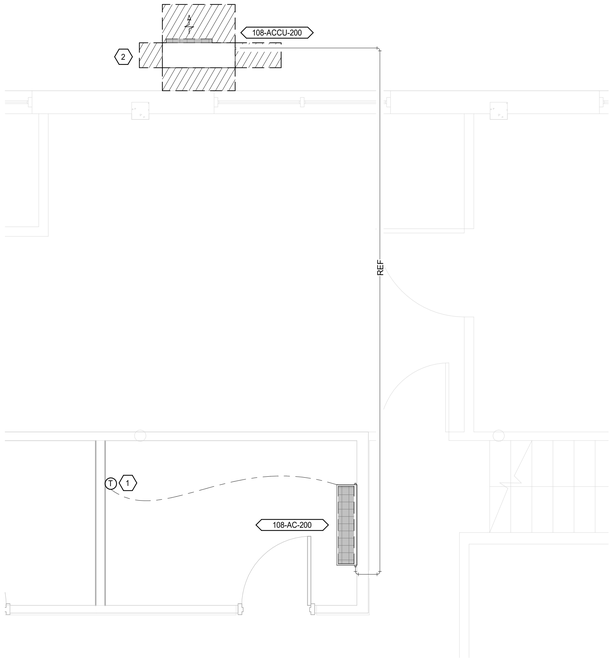

2 BUILDING 108 LEVEL 02 FLOOR PLAN - MECHANICAL
3/8" = 1'-0"

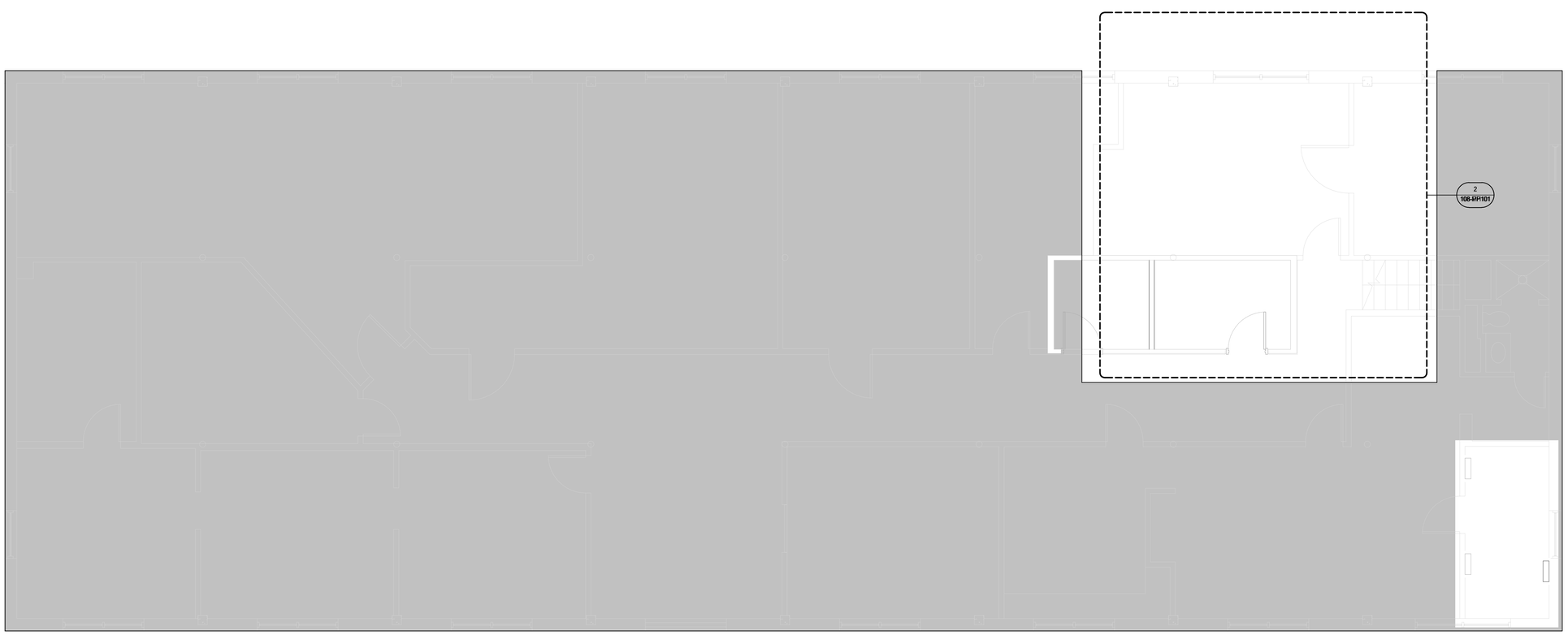

1 BLDG 108 - SECOND FLOOR - MECHANICAL
1/4" = 1'-0"

TRUE NORTH
PLAN NORTH

Revisions:	Date:

CONSULTANT

IMEG
15 SUNNEN DR SUITE 104
SAINT LOUIS, MO 63143
314.645.1132 FAX: 314.645.1173
www.imegcorp.com # 17002665.02

ARCHITECT/ENGINEER OF RECORD

Romanyk Consulting
Focusing on what matters
Romanyk Consulting Corp. www.romanykconsulting.com
3308 Preston Road, Suite 350-164, Plano, Texas 75093

STAMP

WISCONSIN 9/5/25 AREO G. WIECZOREK #42666-6 SWISHER IOWA PROFESSIONAL ENGINEER

Office of Construction and Facilities Management

VA U.S. Department of Veterans Affairs

Drawing Title	Phase	Project Title	Project Number
BLDG 108 - SECOND FLOOR OVERALL AND ENLARGED - MECHANICAL	FINAL BID DOCUMENTS	EHRM INFRASTRUCTURE UPGRADES – MILWAUKEE, WI	695-21-700
Approved:	Sprinklered: FULLY SPRINKLERED	Location: 5000 W. NATIONAL AVENUE MILWAUKEE, WI	Building Number: 108
		Issue Date: SEPTEMBER 5, 2025 / Checked: AGW / Drawn: SM	Drawing Number: 108-MH101

Autodesk Docs://OCFM East - Milwaukee EHRM (R24)/Consolidated Model (R24).rvt
8/30/2025 10:24:24 AM
VA FORM 08 - 6231

F E D C B A

KEY NOTES

1. THERE ARE NO MECHANICAL SYSTEMS IN THIS AREA TO BE DEMOLISHED.

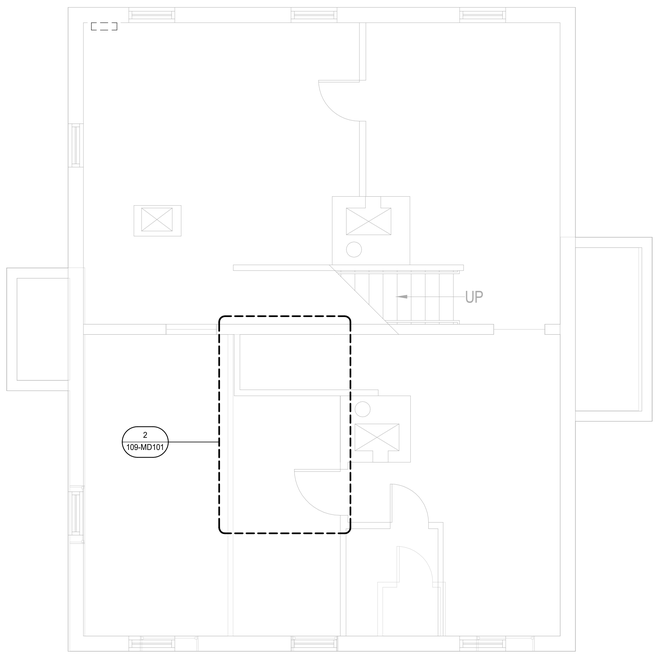

1 BLDG 109 - BASEMENT - OVERALL MECHANICAL DEMOLITION
1/4" = 1'-0"



2 BLDG 109 - BASEMENT - ENLARGED MECHANICAL DEMOLITION
1/2" = 1'-0"

TRUE NORTH
PLAN NORTH

Graphic Scale: 1/16" = 1'-0" (0' 8' 16' 32')
Graphic Scale: 1/8" = 1'-0" (0' 4' 8' 16')
Graphic Scale: 3/32" = 1'-0" (0' 4" 8" 1' 2')
Graphic Scale: 1/4" = 1'-0" (0' 1' 2' 4')
Graphic Scale: 3/16" = 1'-0" (0' 1' 3' 6' 12')
Graphic Scale: 1/2" = 1'-0" (0' 1' 2' 4')
Graphic Scale: 3/4" = 1'-0" (0' 6" 1' 2')
Graphic Scale: 1" = 1'-0" (0' 6" 1' 2')
Graphic Scale: 1 1/2" = 1'-0" (0' 3" 6" 1' 1' 6")

Revisions:	Date:

CONSULTANT

IMEG
15 SUNNEN DR SUITE 104
SAINT LOUIS, MO 63143
314.645.1132 FAX: 314.645.1173
www.imegcorp.com **# 17002665.02**

ARCHITECT/ENGINEER OF RECORD

Romanyk Consulting
Focusing on what matters
Romanyk Consulting Corp. www.romanykconsulting.com
3308 Preston Road, Suite 350-164, Plano, Texas 75093

STAMP

WISCONSIN 9/5/25 ARCO G. WIECZOREK #42666-6 SWISHER IOWA PROFESSIONAL ENGINEER

Office of Construction and Facilities Management

VA U.S. Department of Veterans Affairs

Drawing Title BLDG 109 - BASEMENT OVERALL & ENLARGED -MECHANICAL DEMOLITION	**Phase** FINAL BID DOCUMENTS
Approved:	**Sprinklered** FULLY SPRINKLERED

Project Title EHRM INFRASTRUCTURE UPGRADES – MILWAUKEE, WI
Location 5000 W. NATIONAL AVENUE MILWAUKEE, WI
Issue Date SEPTEMBER 5, 2025 | **Checked** AGW | **Drawn** HWG

Project Number 695-21-700
Building Number 109
Drawing Number 109-MD101

Autodesk Docs://OCFM East - Milwaukee EHRM (R24)/Consolidated Model (R24).rvt
8/30/2025 10:24:26 AM

VA FORM 08 - 6231

KEY NOTES

1. TEMPERATURE CONTROL. REFERENCE MECHANICAL CONTROL PLANS FOR CONTROLS AND MONITORING.
2. SHADED AREA INDICATES RECOMMENDED 36" CLEARENCE FOR DX UNIT.

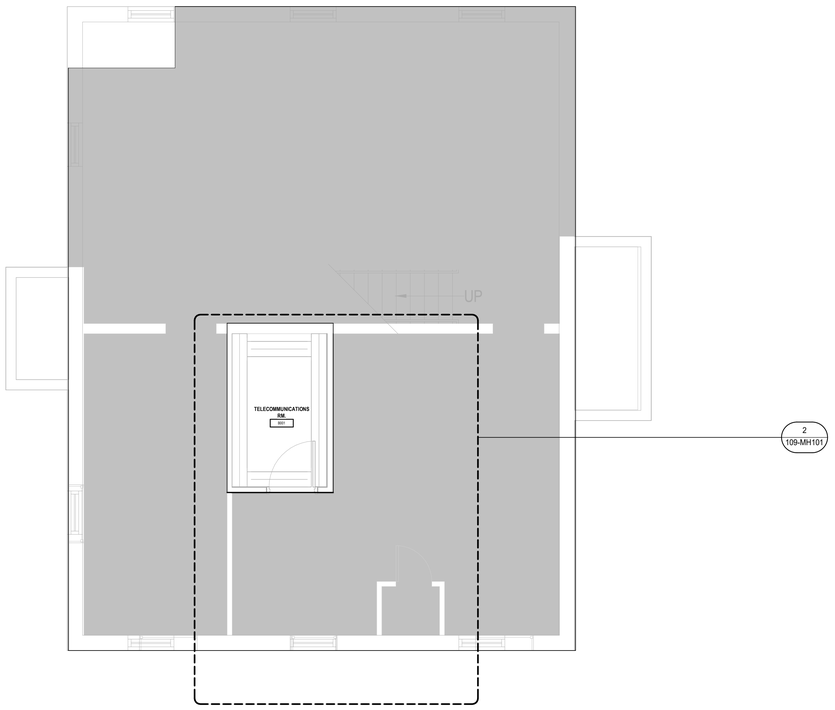

1 BUILDING 109 BASEMENT MECHANICAL PLAN
1/4" = 1'-0"

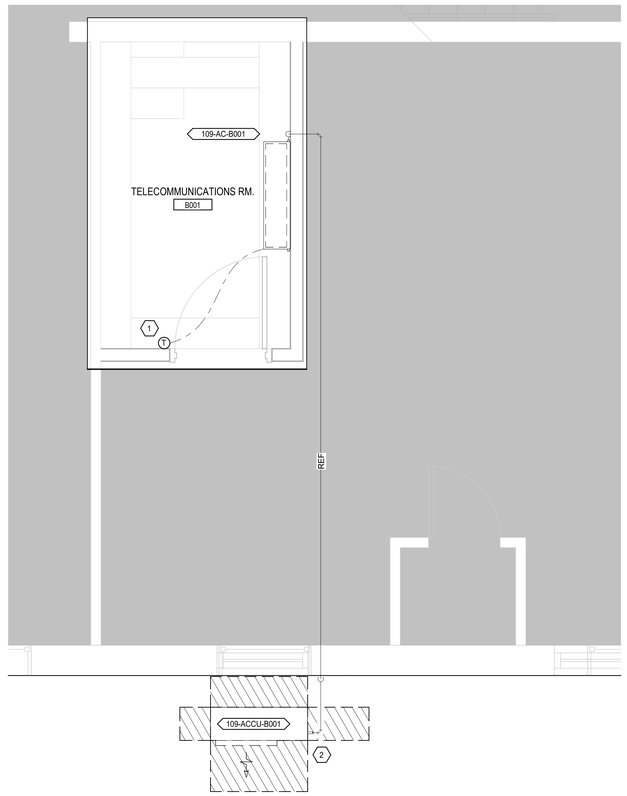

2 BUILDING 109 MECHANICAL ENLARGED PLAN
1/2" = 1'-0"

TRUE NORTH
PLAN NORTH

Revisions:	Date:

CONSULTANT

IMEG
15 SUNNEN DR SUITE 104
SAINT LOUIS, MO 63143
314.645.1132 FAX: 314.645.1173
www.imegcorp.com **# 17002665.02**

ARCHITECT/ENGINEER OF RECORD

Romanyk Consulting
Focusing on what matters
Romanyk Consulting Corp. www.romanykconsulting.com
3308 Preston Road, Suite 350-164, Plano, Texas 75093

STAMP

WISCONSIN 9/5/25 ARCO G. WIECZOREK #42666-6 SWISHER IOWA PROFESSIONAL ENGINEER

Office of Construction and Facilities Management
VA | U.S. Department of Veterans Affairs

Drawing Title BLDG 109 - BASEMENT OVERALL & ENLARGED - MECHANICAL

Approved:

Phase FINAL BID DOCUMENTS

Sprinklered FULLY SPRINKLERED

Project Title EHRM INFRASTRUCTURE UPGRADES – MILWAUKEE, WI

Location 5000 W. NATIONAL AVENUE MILWAUKEE, WI

Issue Date SEPTEMBER 5, 2025 | **Checked** AGW | **Drawn** HWG

Project Number 695-21-700

Building Number 109

Drawing Number 109-MH101

Autodesk Docs://OCFM East - Milwaukee EHRM (R24)/Consolidated Model (R24).rvt
8/30/2025 10:24:29 AM

VA FORM 08 - 6231