GENERAL NOTES:

1. REFER TO INDIVIDUAL AREA BUILDING DEMO FLOOR PLANS FOR ADDITIONAL INFORMATION.
2. THESE DRAWINGS MAKE THE BEST ATTEMPT TO IDENTIFY EXISTING DATA DROPS/WORK AREA OUTLETS. AS LONG AS THE TOTAL NEWLY INSTALLED DATA DROP COUNT DOES NOT VARY +/- 10% IDENTIFIED ON THESE DRAWINGS, THE CONTRACTOR'S SCOPE SHALL BE UNCHANGED.
3. NEW WORK AREA OUTLETS SHALL BE LOCATED IN EXISTING BOXES. WORK AREA OUTLETS SHOWN ON THIS SHEET MAY NOT BE IN THE EXACT LOCATION AS IDENTIFIED.

KEYNOTES: (#)

1. TWO (2) 4" PATHWAYS TO BELOW.

1 BUILDING 70 FIRST FLOOR OVERALL PLAN - TECHNOLOGY
1" = 20'-0"

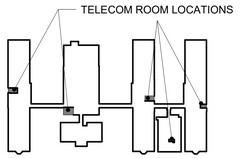

KEY PLAN - BLDG 70
NTS

TRUE NORTH
PLAN NORTH

0' 10' 20' 40'
Graphic Scale : 1" = 20'-0"

35% SCHEMATIC DESIGN SUBMISSION	5.17.21
65% DESIGN DEVELOPMENT SUBMISSION	6.15.21
65% DESIGN DEVELOPMENT RESUBMISSION	8.25.21
Revisions:	Date:

CONSULTANT

IMEG
The FUTURE. Built Smarter. www.imegcorp.com
15 SUNNEN DRIVE
SUITE 104
ST. LOUIS, MO 63143
P: 314.645.1132 F: 314.645.1173
PROJECT #18004375.03

ARCHITECT/ENGINEER OF RECORD

Romanyk Consulting
Focusing on what matters
Romanyk Consulting Corp. www.romanykconsulting.com
3308 Preston Road, Suite 350-164, Plano, Texas 75093

STAMP

REGISTERED COMMUNICATIONS DISTRIBUTION DESIGNER
Bicsi
DAVID LARSON
BICSI ID # 105098
Expires 12-31-25
RCDD

Office of Construction and Facilities Management

VA U.S. Department of Veterans Affairs

Drawing Title: BUILDING 70 FIRST FLOOR OVERALL PLAN - TECHNOLOGY

Approved:

Phase: FINAL BID DOCUMENTS

Sprinklered: FULLY SPRINKLERED

Project Title: EHRM INFRASTRUCTURE UPGRADES - MILWAUKEE, WI

Location: 5000 W. NATIONAL AVENUE MILWAUKEE, WI

Issue Date: SEPTEMBER 05, 2025 | Checked: PHINIE | Drawn: MAIBEJ

Project Number: 695-21-700

Building Number: 70

Drawing Number: 70-TN101

VA FORM 08 - 6231

Autodesk Docs://OCFM East - Milwaukee EHRM (R24)/T24_18004375.03_VA MilwEHRM_C.rvt
9/3/2025 3:56:29 PM

GENERAL NOTES:

1. REFER TO 1/TN400 FOR TECHNOLOGY ROUGH IN DETAIL.
2. ALL NETWORK CABLES ON THIS SHEET SHALL TERMINATE IN TR-70-B-159.
3. CONTRACTOR TO PROVIDE NEW J-HOOK ROUTES FOR ALL NEW CABLING. J-HOOK SIZE AND QUANTITY TO BE PER MANUFACTURER RECOMMENDATIONS.
4. REFER TO TN500-TN509 FOR RISER DIAGRAMS.
5. REFER TO SHEET TN402 FOR PENETRATION DETAILS.
6. THESE DRAWINGS MAKE THE BEST ATTEMPT TO IDENTIFY EXISTING DATA DROPS/WORK AREA OUTLETS. AS LONG AS THE TOTAL NEWLY INSTALLED DATA DROP COUNT DOES NOT VARY +/- 10% IDENTIFIED ON THESE DRAWINGS, THE CONTRACTOR'S SCOPE SHALL BE UNCHANGED.
7. NEW WORK AREA OUTLETS SHALL BE LOCATED IN EXISTING BOXES. WORK AREA OUTLETS SHOWN ON THIS SHEET MAY NOT BE IN THE EXACT LOCATION AS IDENTIFIED.
8. CONTRACTOR TO INCLUDE AN ALLOWANCE FOR 10% ADDITIONAL 2-PORTS CAT6A INFORMATION OUTLETS IN THEIR PROPOSAL FOR THIS SHEET. FUTURE INFORMATION OUTLET LOCATIONS WILL BE DETERMINED BY THE VA AT A LATER DATE.

KEYNOTES: #

1. TWO (2) 4" PATHWAYS TO BELOW.
2. JCI PACS PANEL LOCATION. GC TO COORDINATE EXACT LOCATION AND HEIGHT WITH COR TO RE-CONNECT TO SWITCHRACK TE IN SAME ROOM WITH CAT6A CABLE AS NECESSARY.

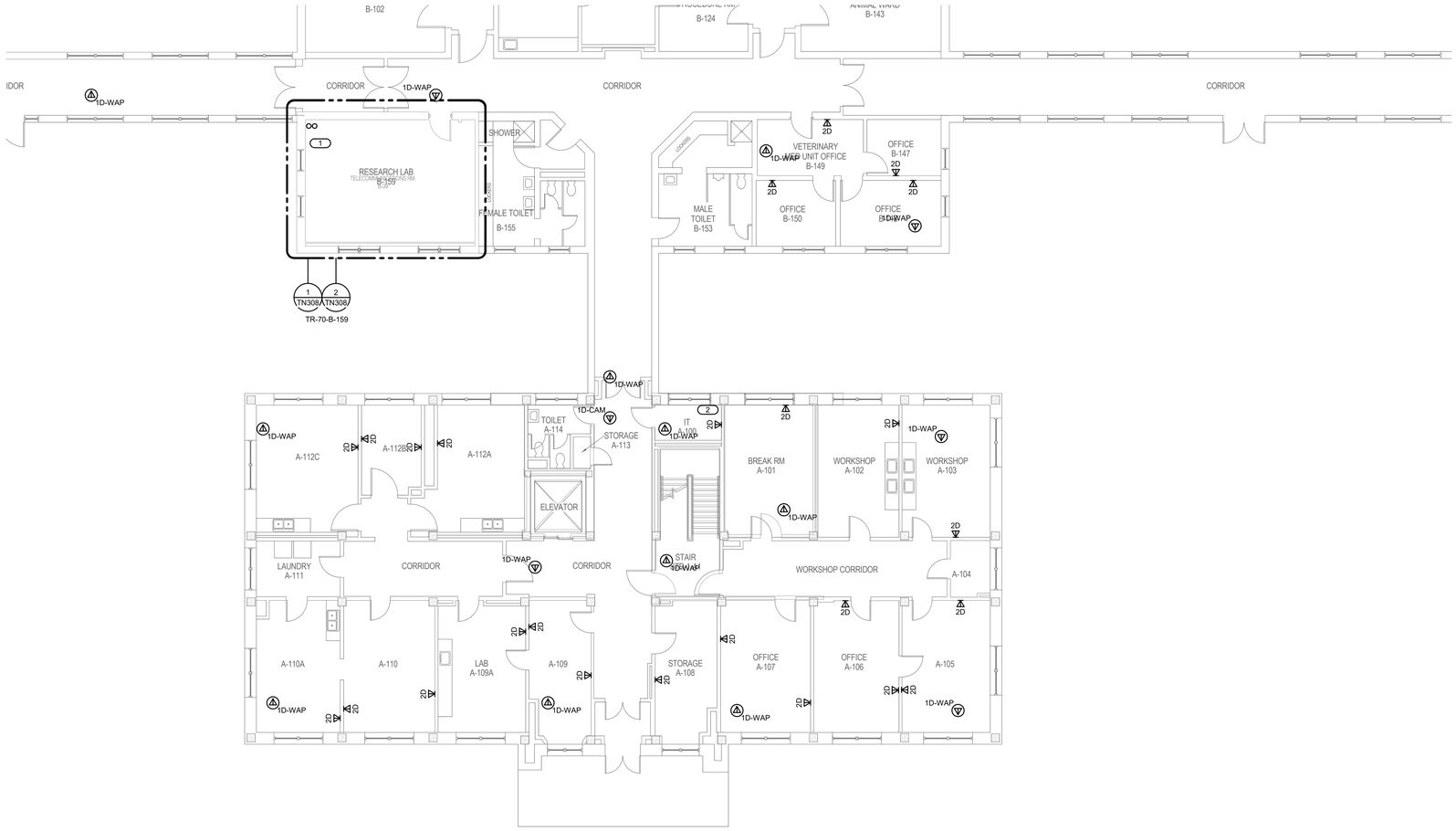

1 BUILDING 70 FIRST FLOOR PLAN - TECHNOLOGY - AREA A

1/8" = 1'-0"

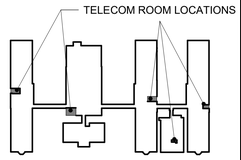

KEY PLAN - BLDG 70

NTS

TRUE NORTH
PLAN NORTH

35% SCHEMATIC DESIGN SUBMISSION	5.17.21
65% DESIGN DEVELOPMENT SUBMISSION	6.15.21
65% DESIGN DEVELOPMENT RESUBMISSION	8.25.21
Revisions:	Date:

CONSULTANT

IMEG
The FUTURE Built Smarter www.imegcorp.com
15 SUNNEN DRIVE
SUITE 104
ST. LOUIS, MO 63143
P: 314.645.1132 F: 314.645.1173
PROJECT #18004375.03

ARCHITECT/ENGINEER OF RECORD

Romanyk Consulting
Focusing on what matters
Romanyk Consulting Corp. www.romanykconsulting.com
3308 Preston Road, Suite 350-164, Plano, Texas 75093

STAMP

REGISTERED COMMUNICATIONS DISTRIBUTION DESIGNER
Bicsi
DAVID LARSON
BICSI ID # 106098
EXPIRES 12-31-25
RCDD

Office of Construction and Facilities Management

VA U.S. Department of Veterans Affairs

Drawing Title: BUILDING 70 FIRST FLOOR PLAN - TECHNOLOGY - AREA A

Approved:

Phase: FINAL BID DOCUMENTS

Sprinklered: FULLY SPRINKLERED

Project Title: EHRM INFRASTRUCTURE UPGRADES - MILWAUKEE, WI

Location: 5000 W. NATIONAL AVENUE MILWAUKEE, WI

Issue Date: SEPTEMBER 05, 2025

Checked: PHINIE

Drawn: MAIBEJ

Project Number: 695-21-700

Building Number: 70

Drawing Number: 70-TN101A

VA FORM 08 - 6231

Autodesk Docs://OCFM East - Milwaukee EHRM /R24/T24_18004375.03_VA MilwEHRM_C.rvt

9/3/2025 3:56:31 PM

GENERAL NOTES:

1. REFER TO 1/TN400 FOR TECHNOLOGY ROUGH IN DETAIL.
2. ALL NETWORK CABLES ON THIS SHEET SHALL TERMINATE IN TR-70-B-159.
3. CONTRACTOR TO PROVIDE NEW J-HOOK ROUTES FOR ALL NEW CABLING. J-HOOK SIZE AND QUANTITY TO BE PER MANUFACTURER RECOMMENDATIONS.
4. REFER TO TN500-TN509 FOR RISER DIAGRAMS.
5. REFER TO SHEET TN402 FOR PENETRATION DETAILS.
6. THESE DRAWINGS MAKE THE BEST ATTEMPT TO IDENTIFY EXISTING DATA DROPS/WORK AREA OUTLETS. AS LONG AS THE TOTAL NEWLY INSTALLED DATA DROP COUNT DOES NOT VARY +/- 10% IDENTIFIED ON THESE DRAWINGS, THE CONTRACTOR'S SCOPE SHALL BE UNCHANGED.
7. NEW WORK AREA OUTLETS SHALL BE LOCATED IN EXISTING BOXES. WORK AREA OUTLETS SHOWN ON THIS SHEET MAY NOT BE IN THE EXACT LOCATION AS IDENTIFIED.
8. CONTRACTOR TO INCLUDE AN ALLOWANCE FOR 10% ADDITIONAL 2-PORTS CAT6A INFORMATION OUTLETS IN THEIR PROPOSAL FOR THIS SHEET. FUTURE INFORMATION OUTLET LOCATIONS WILL BE DETERMINED BY THE VA AT A LATER DATE.

1 BUILDING 70 FIRST FLOOR PLAN - TECHNOLOGY - AREA B

1/8" = 1'-0"

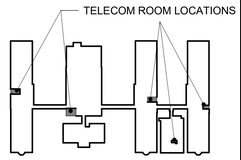

KEY PLAN - BLDG 70

NTS

TRUE NORTH
PLAN NORTH

35% SCHEMATIC DESIGN SUBMISSION	5.17.21
65% DESIGN DEVELOPMENT SUBMISSION	6.15.21
65% DESIGN DEVELOPMENT RESUBMISSION	8.25.21
Revisions:	Date:

CONSULTANT

IMEG
The FUTURE. Built Smarter www.imegcorp.com
15 SUNNEN DRIVE
SUITE 104
ST. LOUIS, MO 63143
P: 314.645.1132 F: 314.645.1173
PROJECT #18004375.03

ARCHITECT/ENGINEER OF RECORD

Romanyk Consulting
Focusing on what matters
Romanyk Consulting Corp. www.romanykconsulting.com
3308 Preston Road, Suite 350-164, Plano, Texas 75093

STAMP

REGISTERED COMMUNICATIONS DISTRIBUTION DESIGNER
Bicsi
DAVID LARSON
BICSI ID # 106098
Expires 12-31-25
RCDD

Office of Construction and Facilities Management

VA U.S. Department of Veterans Affairs

Drawing Title: BUILDING 70 FIRST FLOOR PLAN - TECHNOLOGY - AREA B	Phase: FINAL BID DOCUMENTS	Project Title: EHRM INFRASTRUCTURE UPGRADES - MILWAUKEE, WI	Project Number: 695-21-700
			Building Number: 70
Approved:	Sprinklered: FULLY SPRINKLERED	Location: 5000 W. NATIONAL AVENUE MILWAUKEE, WI	Drawing Number: 70-TN101B
		Issue Date: SEPTEMBER 05, 2025 / Checked: PHINIE / Drawn: MAIBEJ	

VA FORM 08 - 6231

Autodesk Docs://OCFM East - Milwaukee EHRM (R24)/T24_18004375.03_VA MilwEHRM_C.rvt
9/3/2025 3:56:32 PM

GENERAL NOTES:

1. REFER TO 1/TN400 FOR TECHNOLOGY ROUGH IN DETAIL.
2. ALL NETWORK CABLES ON THIS SHEET SHALL TERMINATE IN TR-70-C-126.
3. CONTRACTOR TO PROVIDE NEW J-HOOK ROUTES FOR ALL NEW CABLING. J-HOOK SIZE AND QUANTITY TO BE PER MANUFACTURER RECOMMENDATIONS.
4. REFER TO TN500-TN509 FOR RISER DIAGRAMS.
5. REFER TO SHEET TN402 FOR PENETRATION DETAILS.
6. THESE DRAWINGS MAKE THE BEST ATTEMPT TO IDENTIFY EXISTING DATA DROPS/WORK AREA OUTLETS. AS LONG AS THE TOTAL NEWLY INSTALLED DATA DROP COUNT DOES NOT VARY +/- 10% IDENTIFIED ON THESE DRAWINGS, THE CONTRACTOR'S SCOPE SHALL BE UNCHANGED.
7. NEW WORK AREA OUTLETS SHALL BE LOCATED IN EXISTING BOXES. WORK AREA OUTLETS SHOWN ON THIS SHEET MAY NOT BE IN THE EXACT LOCATION AS IDENTIFIED.
8. CONTRACTOR TO INCLUDE AN ALLOWANCE FOR 10% ADDITIONAL 2-PORTS CAT6A INFORMATION OUTLETS IN THEIR PROPOSAL FOR THIS SHEET. FUTURE INFORMATION OUTLET LOCATIONS WILL BE DETERMINED BY THE VA AT A LATER DATE.

KEYNOTES: (#)

1. TWO (2) 4" PATHWAYS TO BELOW.
2. JCI PACS PANEL LOCATION. GC TO COORDINATE EXACT LOCATION AND HEIGHT WITH COR TO RE-CONNECT TO SWITCH/RACK TE IN SAME ROOM WITH CAT6A CABLE AS NECESSARY.

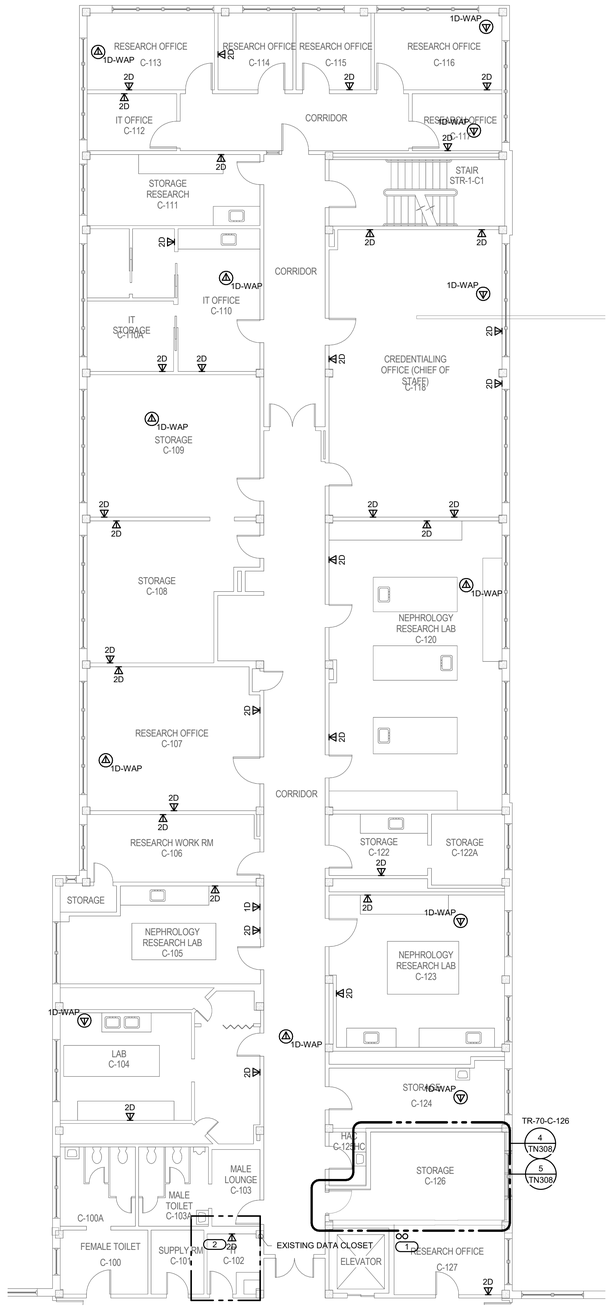

1 BUILDING 70 FIRST FLOOR PLAN - TECHNOLOGY - AREA C NORTH

1/8" = 1'-0"

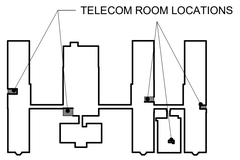

KEY PLAN - BLDG 70

NTS

TRUE NORTH
PLAN NORTH

Revisions:	Date:
35% SCHEMATIC DESIGN SUBMISSION	5.17.21
65% DESIGN DEVELOPMENT SUBMISSION	6.15.21
65% DESIGN DEVELOPMENT RESUBMISSION	8.25.21

CONSULTANT

IMEG
The FUTURE. Built Smarter www.imegcorp.com
15 SUNNEN DRIVE
SUITE 104
ST. LOUIS, MO 63143
P: 314.645.1132 F: 314.645.1173
PROJECT #18004375.03

ARCHITECT/ENGINEER OF RECORD

Romanyk Consulting
Focusing on what matters
Romanyk Consulting Corp. www.romanykconsulting.com
3308 Preston Road, Suite 350-164, Plano, Texas 75093

STAMP

REGISTERED COMMUNICATIONS DISTRIBUTION DESIGNER
Bicsi
DAVID LARSON
BICSI ID # 1056098
Expires 12-31-25
RCDD

Office of Construction and Facilities Management

VA U.S. Department of Veterans Affairs

Drawing Title: BUILDING 70 FIRST FLOOR PLAN - TECHNOLOGY - AREA C NORTH

Approved:

Phase: FINAL BID DOCUMENTS

Sprinklered: FULLY SPRINKLERED

Project Title: EHRM INFRASTRUCTURE UPGRADES - MILWAUKEE, WI

Location: 5000 W. NATIONAL AVENUE MILWAUKEE, WI

Issue Date: SEPTEMBER 05, 2025 | Checked: PHINIE | Drawn: MAIBEJ

Project Number: 695-21-700

Building Number: 70

Drawing Number: 70-TN101C-N

VA FORM 08 - 6231

Autodesk Docs://OCFM East - Milwaukee EHRM (R24)/T24_18004375.03_VA MilwEHRM_C.rvt

9/3/2025 3:56:33 PM

GENERAL NOTES:

1. REFER TO 1/TN400 FOR TECHNOLOGY ROUGH IN DETAIL.
2. ALL NETWORK CABLES ON THIS SHEET SHALL TERMINATE IN TR-70-C-126.
3. CONTRACTOR TO PROVIDE NEW J-HOOK ROUTES FOR ALL NEW CABLING. J-HOOK SIZE AND QUANTITY TO BE PER MANUFACTURER RECOMMENDATIONS.
4. REFER TO TN500-TN509 FOR RISER DIAGRAMS.
5. REFER TO SHEET TN402 FOR PENETRATION DETAILS.
6. THESE DRAWINGS MAKE THE BEST ATTEMPT TO IDENTIFY EXISTING DATA DROPS/WORK AREA OUTLETS. AS LONG AS THE TOTAL NEWLY INSTALLED DATA DROP COUNT DOES NOT VARY +/- 10% IDENTIFIED ON THESE DRAWINGS, THE CONTRACTOR'S SCOPE SHALL BE UNCHANGED.
7. NEW WORK AREA OUTLETS SHALL BE LOCATED IN EXISTING BOXES. WORK AREA OUTLETS SHOWN ON THIS SHEET MAY NOT BE IN THE EXACT LOCATION AS IDENTIFIED.
8. CONTRACTOR TO INCLUDE AN ALLOWANCE FOR 10% ADDITIONAL 2-PORTS CAT6A INFORMATION OUTLETS IN THEIR PROPOSAL FOR THIS SHEET. FUTURE INFORMATION OUTLET LOCATIONS WILL BE DETERMINED BY THE VA AT A LATER DATE.

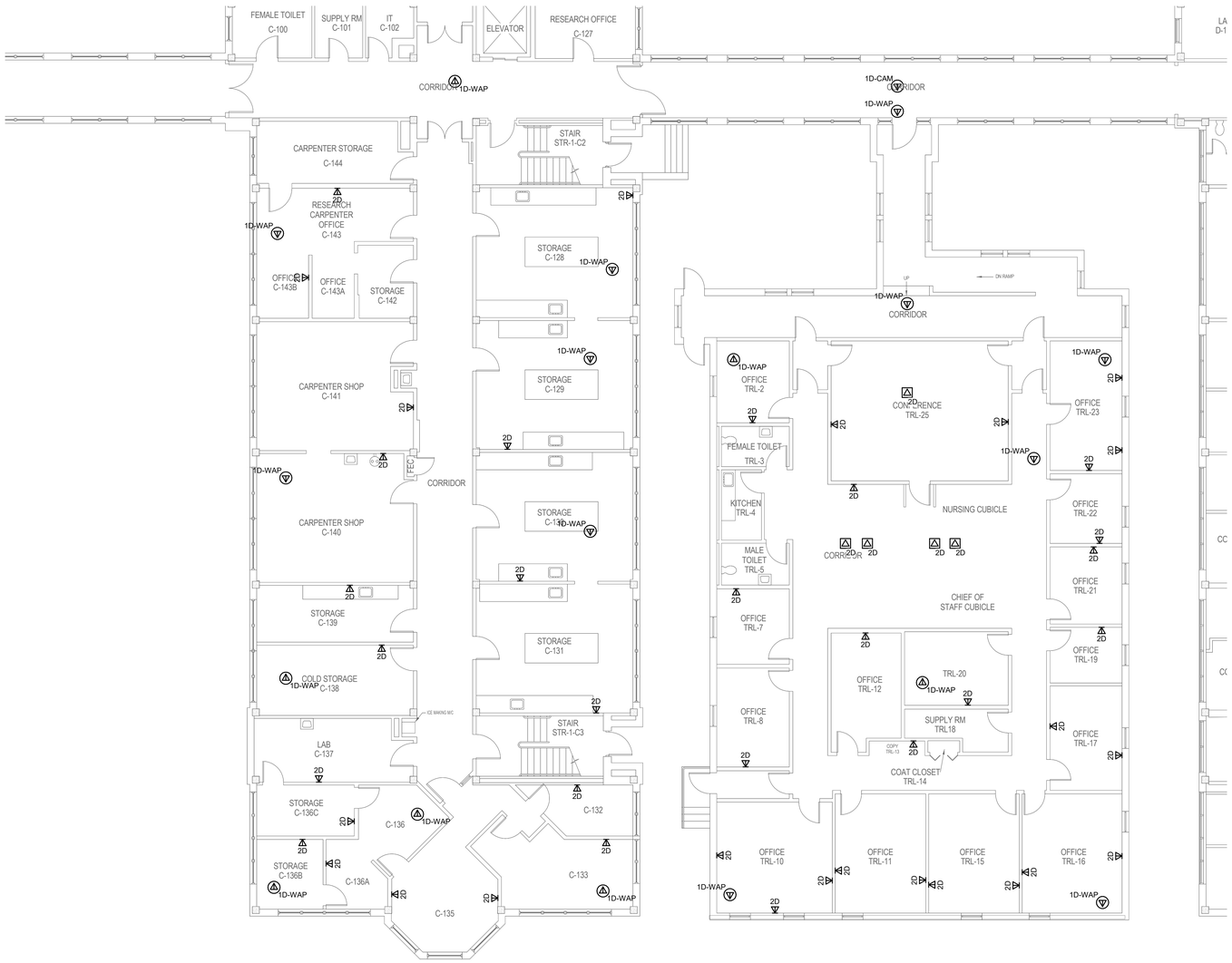

1 BUILDING 70 FIRST FLOOR PLAN - TECHNOLOGY - AREA C SOUTH

1/8" = 1'-0"

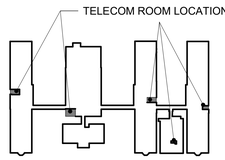

KEY PLAN - BLDG 70

NTS

TRUE NORTH
PLAN NORTH

35% SCHEMATIC DESIGN SUBMISSION	5.17.21
65% DESIGN DEVELOPMENT SUBMISSION	6.15.21
65% DESIGN DEVELOPMENT RESUBMISSION	8.25.21
Revisions:	Date:

CONSULTANT

IMEG
The FUTURE. Built Smarter www.imegcorp.com
15 SUNNEN DRIVE
SUITE 104
ST. LOUIS, MO 63143
P: 314.645.1132 F: 314.645.1173
PROJECT #18004375.03

ARCHITECT/ENGINEER OF RECORD

Romanyk Consulting
Focusing on what matters
Romanyk Consulting Corp. www.romanykconsulting.com
3308 Preston Road, Suite 350-164, Plano, Texas 75093

STAMP

REGISTERED COMMUNICATIONS DISTRIBUTION DESIGNER
Bicsi
DAVID LARSON
BICSI ID # 105098
Expires 12-31-25
RCDD

Office of Construction and Facilities Management

VA U.S. Department of Veterans Affairs

Drawing Title: BUILDING 70 FIRST FLOOR PLAN - TECHNOLOGY - AREA C SOUTH	Phase: FINAL BID DOCUMENTS	Project Title: EHRM INFRASTRUCTURE UPGRADES - MILWAUKEE, WI		Project Number: 695-21-700
				Building Number: 70
Approved:	Sprinklered: FULLY SPRINKLERED	Location: 5000 W. NATIONAL AVENUE MILWAUKEE, WI		Drawing Number: 70-TN101C-S
		Issue Date: SEPTEMBER 05, 2025	Checked: PHINIE	Drawn: MAIBEJ

VA FORM 08 - 6231

Autodesk Docs://OCFM East - Milwaukee EHRM (R24)/T24_18004375.03_VA MilwEHRM_C.rvt

9/3/2025 3:56:34 PM

GENERAL NOTES:

1. REFER TO 1/TN400 FOR TECHNOLOGY ROUGH IN DETAIL.
2. ALL NETWORK CABLES ON THIS SHEET SHALL TERMINATE IN TR-70-D-125.
3. CONTRACTOR TO PROVIDE NEW J-HOOK ROUTES FOR ALL NEW CABLING. J-HOOK SIZE AND QUANTITY TO BE PER MANUFACTURER RECOMMENDATIONS.
4. REFER TO TN500-TN509 FOR RISER DIAGRAMS.
5. REFER TO SHEET TN402 FOR PENETRATION DETAILS.
6. THESE DRAWINGS MAKE THE BEST ATTEMPT TO IDENTIFY EXISTING DATA DROPS/WORK AREA OUTLETS. AS LONG AS THE TOTAL NEWLY INSTALLED DATA DROP COUNT DOES NOT VARY +/- 10% IDENTIFIED ON THESE DRAWINGS, THE CONTRACTOR'S SCOPE SHALL BE UNCHANGED.
7. NEW WORK AREA OUTLETS SHALL BE LOCATED IN EXISTING BOXES. WORK AREA OUTLETS SHOWN ON THIS SHEET MAY NOT BE IN THE EXACT LOCATION AS IDENTIFIED.
8. CONTRACTOR TO INCLUDE AN ALLOWANCE FOR 10% ADDITIONAL 2-PORTS CAT6A INFORMATION OUTLETS IN THEIR PROPOSAL FOR THIS SHEET. FUTURE INFORMATION OUTLET LOCATIONS WILL BE DETERMINED BY THE VA AT A LATER DATE.

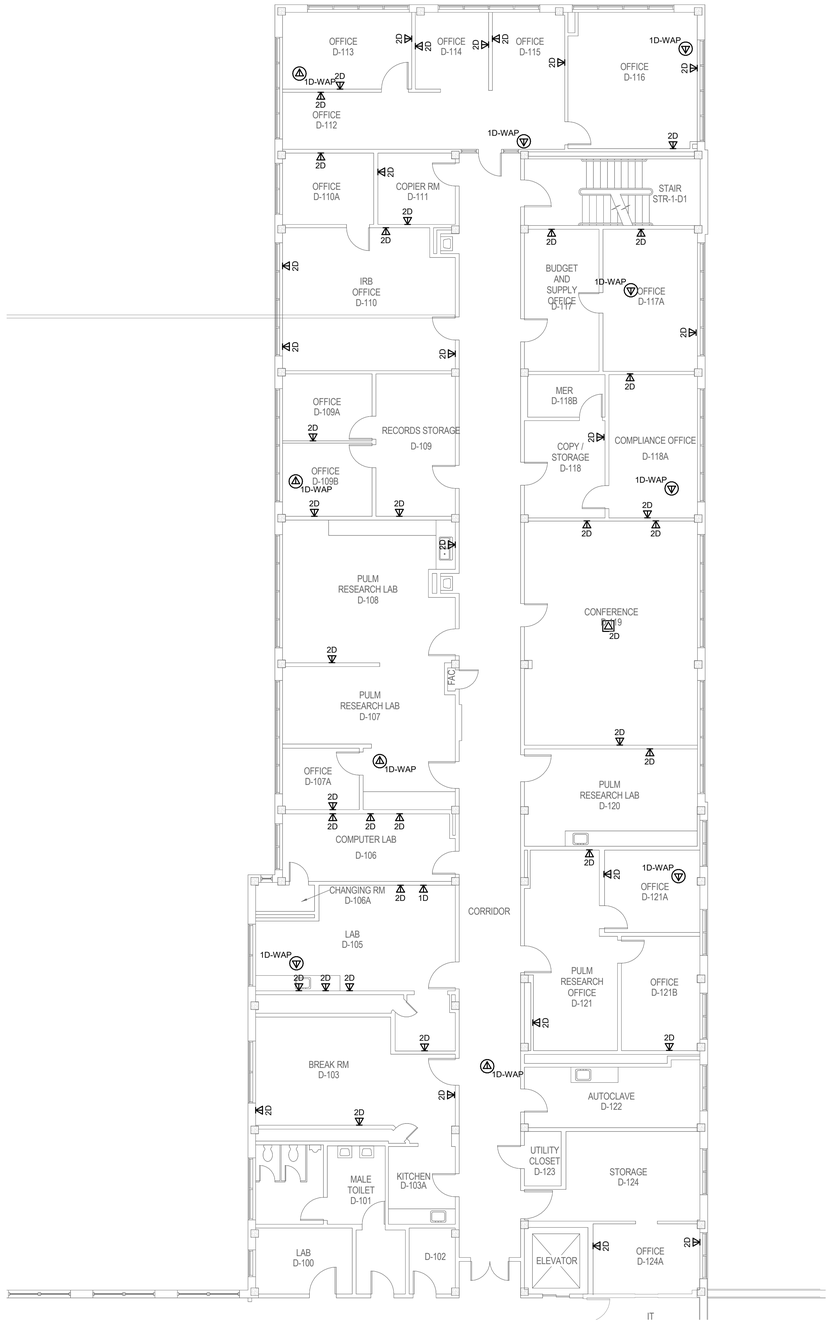

1 BUILDING 70 FIRST FLOOR PLAN - TECHNOLOGY - AREA D NORTH

1/8" = 1'-0"

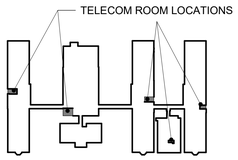

KEY PLAN - BLDG 70

NTS

TRUE NORTH
PLAN NORTH

35% SCHEMATIC DESIGN SUBMISSION	5.17.21
65% DESIGN DEVELOPMENT SUBMISSION	6.15.21
65% DESIGN DEVELOPMENT RESUBMISSION	8.25.21
Revisions:	Date:

CONSULTANT

IMEG
The FUTURE. Built Smarter www.imegcorp.com
15 SUNNEN DRIVE
SUITE 104
ST. LOUIS, MO 63143
P: 314.645.1132 F: 314.645.1173
PROJECT #18004375.03

ARCHITECT/ENGINEER OF RECORD

Romanyk Consulting
Focusing on what matters
Romanyk Consulting Corp. www.romanykconsulting.com
3308 Preston Road, Suite 350-164, Plano, Texas 75093

STAMP

REGISTERED COMMUNICATIONS DISTRIBUTION DESIGNER
Bicsi
DAVID LARSON
BICSI ID # 106098
EXPIRES 12-31-25
RCDD

Office of Construction and Facilities Management

VA U.S. Department of Veterans Affairs

Drawing Title: BUILDING 70 FIRST FLOOR PLAN - TECHNOLOGY - AREA D NORTH	Phase: FINAL BID DOCUMENTS	Project Title: EHRM INFRASTRUCTURE UPGRADES - MILWAUKEE, WI	Project Number: 695-21-700
			Building Number: 70
Approved:	Sprinklered: FULLY SPRINKLERED	Location: 5000 W. NATIONAL AVENUE MILWAUKEE, WI	Drawing Number: 70-TN101D-N
		Issue Date: SEPTEMBER 05, 2025 / Checked: PHINIE / Drawn: MAIBEJ	

VA FORM 08 - 6231

Autodesk Docs://OCFM East - Milwaukee EHRM (R24)/T24_18004375.03_VA MilwEHRM_C.rvt

9/3/2025 3:56:35 PM

GENERAL NOTES:

1. REFER TO 1/TN400 FOR TECHNOLOGY ROUGH IN DETAIL.
2. ALL NETWORK CABLES ON THIS SHEET SHALL TERMINATE IN TR-70-D-125.
3. CONTRACTOR TO PROVIDE NEW J-HOOK ROUTES FOR ALL NEW CABLING. J-HOOK SIZE AND QUANTITY TO BE PER MANUFACTURER RECOMMENDATIONS.
4. REFER TO TN500-TN509 FOR RISER DIAGRAMS.
5. REFER TO SHEET TN402 FOR PENETRATION DETAILS.
6. THESE DRAWINGS MAKE THE BEST ATTEMPT TO IDENTIFY EXISTING DATA DROPS/WORK AREA OUTLETS. AS LONG AS THE TOTAL NEWLY INSTALLED DATA DROP COUNT DOES NOT VARY +/- 10% IDENTIFIED ON THESE DRAWINGS, THE CONTRACTOR'S SCOPE SHALL BE UNCHANGED.
7. NEW WORK AREA OUTLETS SHALL BE LOCATED IN EXISTING BOXES. WORK AREA OUTLETS SHOWN ON THIS SHEET MAY NOT BE IN THE EXACT LOCATION AS IDENTIFIED.
8. CONTRACTOR TO INCLUDE AN ALLOWANCE FOR 10% ADDITIONAL 2-PORTS CAT6A INFORMATION OUTLETS IN THEIR PROPOSAL FOR THIS SHEET. FUTURE INFORMATION OUTLET LOCATIONS WILL BE DETERMINED BY THE VA AT A LATER DATE.

KEYNOTES: (#)

1. TWO (2) 4" PATHWAYS TO BELOW.

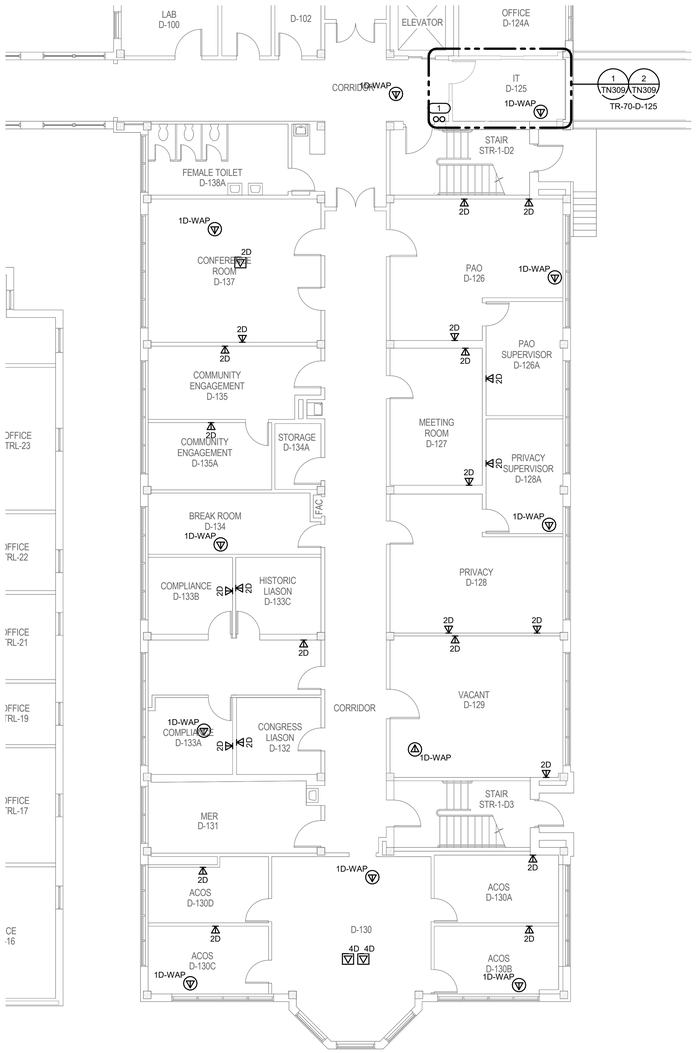

1 BUILDING 70 FIRST FLOOR PLAN - TECHNOLOGY - AREA D SOUTH

1/8" = 1'-0"

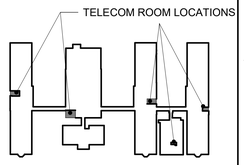

KEY PLAN - BLDG 70

NTS

TRUE NORTH
PLAN NORTH

35% SCHEMATIC DESIGN SUBMISSION	5.17.21
65% DESIGN DEVELOPMENT SUBMISSION	6.15.21
65% DESIGN DEVELOPMENT RESUBMISSION	8.25.21
Revisions:	Date:

CONSULTANT

IMEG
The FUTURE. Built Smarter www.imegcorp.com
15 SUNNEN DRIVE
SUITE 104
ST. LOUIS, MO 63143
P: 314.645.1132 F: 314.645.1173
PROJECT #18004375.03

ARCHITECT/ENGINEER OF RECORD

Romanyk Consulting
Focusing on what matters
Romanyk Consulting Corp. www.romanykconsulting.com
3308 Preston Road, Suite 350-164, Plano, Texas 75093

STAMP

REGISTERED COMMUNICATIONS DISTRIBUTION DESIGNER
Bicsi
DAVID LARSON
BICSI ID # 106098
EXPIRES 12-31-25
RCDD

Office of Construction and Facilities Management

VA U.S. Department of Veterans Affairs

Drawing Title: BUILDING 70 FIRST FLOOR PLAN - TECHNOLOGY - AREA D SOUTH	Phase: FINAL BID DOCUMENTS	Project Title: EHRM INFRASTRUCTURE UPGRADES - MILWAUKEE, WI	Project Number: 695-21-700
			Building Number: 70
Approved:	Sprinklered: FULLY SPRINKLERED	Location: 5000 W. NATIONAL AVENUE MILWAUKEE, WI	Drawing Number: 70-TN101D-S
		Issue Date: SEPTEMBER 05, 2025 / Checked: PHINIE / Drawn: MAIBEJ	

VA FORM 08 - 6231

Autodesk Docs://OCFM East - Milwaukee EHRM (R24)/T24_18004375.03_VA MilwEHRM_C.rvt

9/3/2025 3:56:36 PM

GENERAL NOTES:

1. REFER TO 1/TN400 FOR TECHNOLOGY ROUGH IN DETAIL.
2. ALL NETWORK CABLES ON THIS SHEET SHALL TERMINATE IN TR-70-E-104.
3. CONTRACTOR TO PROVIDE NEW J-HOOK ROUTES FOR ALL NEW CABLING. J-HOOK SIZE AND QUANTITY TO BE PER MANUFACTURER RECOMMENDATIONS.
4. REFER TO TN500-TN509 FOR RISER DIAGRAMS.
5. REFER TO SHEET TN402 FOR PENETRATION DETAILS.
6. THESE DRAWINGS MAKE THE BEST ATTEMPT TO IDENTIFY EXISTING DATA DROPS/WORK AREA OUTLETS. AS LONG AS THE TOTAL NEWLY INSTALLED DATA DROP COUNT DOES NOT VARY +/- 10% IDENTIFIED ON THESE DRAWINGS, THE CONTRACTOR'S SCOPE SHALL BE UNCHANGED.
7. NEW WORK AREA OUTLETS SHALL BE LOCATED IN EXISTING BOXES. WORK AREA OUTLETS SHOWN ON THIS SHEET MAY NOT BE IN THE EXACT LOCATION AS IDENTIFIED.
8. CONTRACTOR TO INCLUDE AN ALLOWANCE FOR 10% ADDITIONAL 2-PORTS CAT6A INFORMATION OUTLETS IN THEIR PROPOSAL FOR THIS SHEET. FUTURE INFORMATION OUTLET LOCATIONS WILL BE DETERMINED BY THE VA AT A LATER DATE.

KEYNOTES: (#)

1. TWO (2) 4" PATHWAYS TO BELOW.

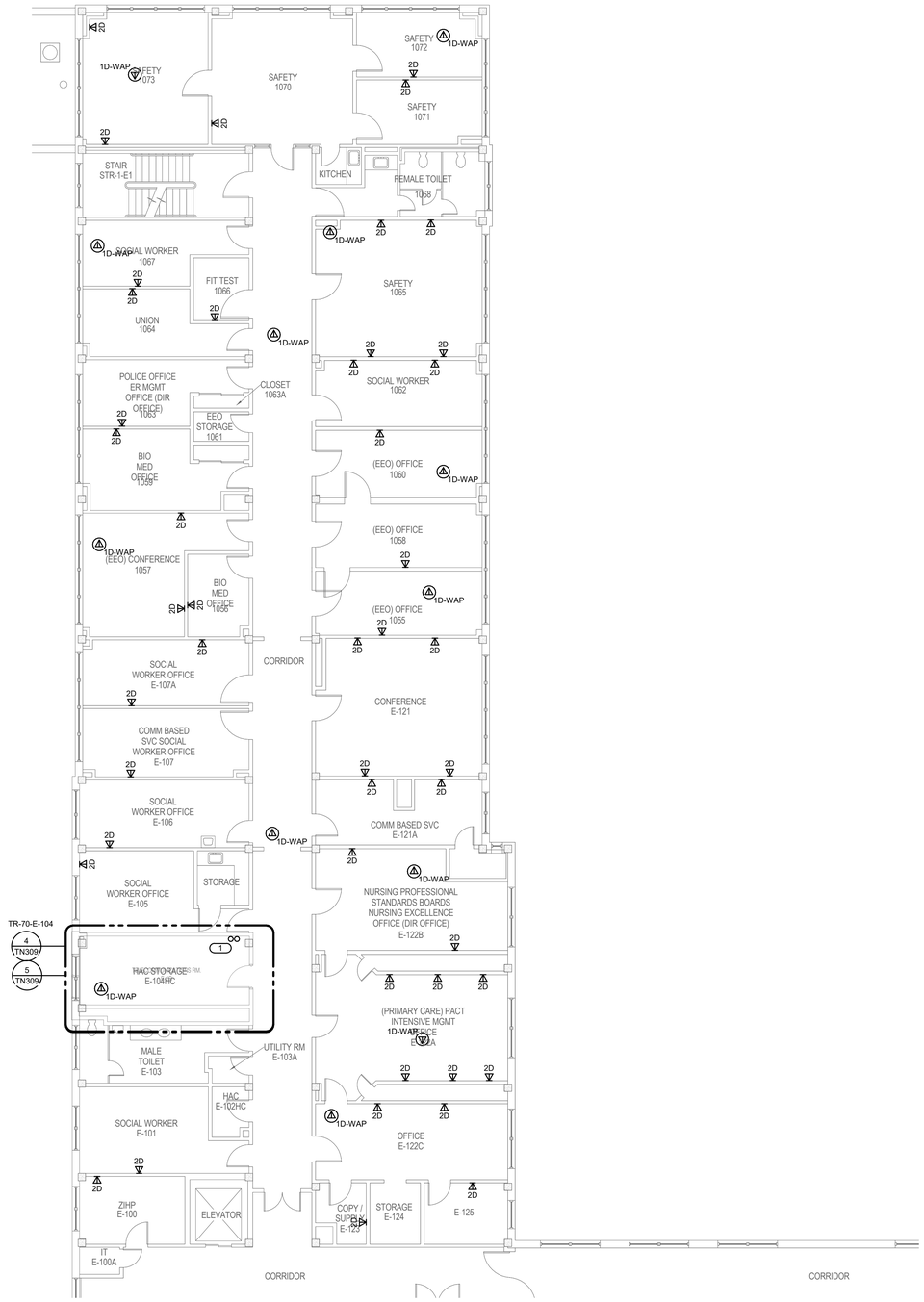

1 BUILDING 70 FIRST FLOOR PLAN - TECHNOLOGY - AREA E NORTH

1/8" = 1'-0"

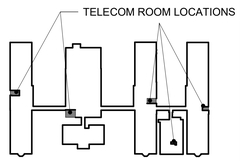

KEY PLAN - BLDG 70

NTS

TRUE NORTH
PLAN NORTH

Revisions:	Date:
35% SCHEMATIC DESIGN SUBMISSION	5.17.21
65% DESIGN DEVELOPMENT SUBMISSION	6.15.21
65% DESIGN DEVELOPMENT RESUBMISSION	8.25.21

CONSULTANT

IMEG
The FUTURE. Built Smarter www.imegcorp.com
15 SUNNEN DRIVE
SUITE 104
ST. LOUIS, MO 63143
P: 314.645.1132 F: 314.645.1173
PROJECT #18004375.03

ARCHITECT/ENGINEER OF RECORD

Romanyk Consulting
Focusing on what matters
Romanyk Consulting Corp. www.romanykconsulting.com
3308 Preston Road, Suite 350-164, Plano, Texas 75093

STAMP

REGISTERED COMMUNICATIONS DISTRIBUTION DESIGNER
BICSI
DAVID LARSON
BICSI ID # 105098
Expires 12-31-25
RCDD

Office of Construction and Facilities Management

VA U.S. Department of Veterans Affairs

Drawing Title: BUILDING 70 FIRST FLOOR PLAN - TECHNOLOGY - AREA E NORTH	Phase: FINAL BID DOCUMENTS	Project Title: EHRM INFRASTRUCTURE UPGRADES - MILWAUKEE, WI	Project Number: 695-21-700
Approved:	Sprinklered: FULLY SPRINKLERED	Location: 5000 W. NATIONAL AVENUE MILWAUKEE, WI	Building Number: 70
		Issue Date: SEPTEMBER 05, 2025 / Checked: PHINIE / Drawn: MAIBEJ	Drawing Number: 70-TN101E-N

VA FORM 08 - 6231

Autodesk Docs://OCFM East - Milwaukee EHRM (R24)/T24_18004375.03_VA MilwEHRM_C.rvt

9/3/2025 3:46:37 PM

Graphic Scale: 1/16" = 1'-0" (0' 8' 16' 32')
Graphic Scale: 1/8" = 1'-0" (0' 4' 8' 16')
Graphic Scale: 3/32" = 1'-0" (0' 4" 8" 1' 2')
Graphic Scale: 1/4" = 1'-0" (0' 1' 2' 4')
Graphic Scale: 3/8" = 1'-0" (0' 1' 2' 4')
Graphic Scale: 1/2" = 1'-0" (0' 1' 2' 4')
Graphic Scale: 3/4" = 1'-0" (0' 6" 1' 2')
Graphic Scale: 1" = 1'-0" (0' 6" 1' 2')
Graphic Scale: 1 1/2" = 1'-0" (0' 3" 6" 1' 1'6")

GENERAL NOTES:

1. REFER TO 1/TN400 FOR TECHNOLOGY ROUGH IN DETAIL.
2. ALL NETWORK CABLES ON THIS SHEET SHALL TERMINATE IN TR-70-E-104.
3. CONTRACTOR TO PROVIDE NEW J-HOOK ROUTES FOR ALL NEW CABLING. J-HOOK SIZE AND QUANTITY TO BE PER MANUFACTURER RECOMMENDATIONS.
4. REFER TO TN500-TN509 FOR RISER DIAGRAMS.
5. REFER TO SHEET TN402 FOR PENETRATION DETAILS.
6. THESE DRAWINGS MAKE THE BEST ATTEMPT TO IDENTIFY EXISTING DATA DROPS/WORK AREA OUTLETS. AS LONG AS THE TOTAL NEWLY INSTALLED DATA DROP COUNT DOES NOT VARY +/- 10% IDENTIFIED ON THESE DRAWINGS, THE CONTRACTOR'S SCOPE SHALL BE UNCHANGED.
7. NEW WORK AREA OUTLETS SHALL BE LOCATED IN EXISTING BOXES. WORK AREA OUTLETS SHOWN ON THIS SHEET MAY NOT BE IN THE EXACT LOCATION AS IDENTIFIED.
8. CONTRACTOR TO INCLUDE AN ALLOWANCE FOR 10% ADDITIONAL 2-PORTS CAT6A INFORMATION OUTLETS IN THEIR PROPOSAL FOR THIS SHEET. FUTURE INFORMATION OUTLET LOCATIONS WILL BE DETERMINED BY THE VA AT A LATER DATE.

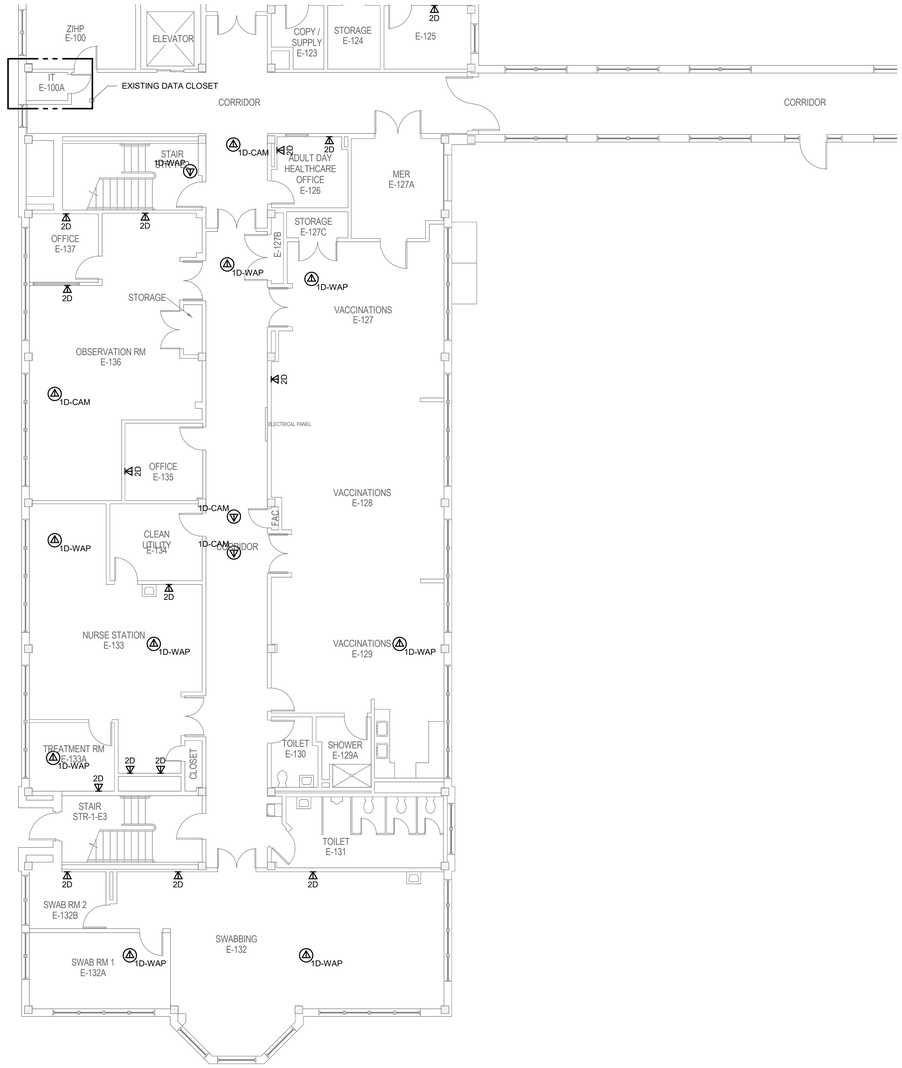

1 **BUILDING 70 FIRST FLOOR PLAN - TECHNOLOGY - AREA E SOUTH**
1/8" = 1'-0"

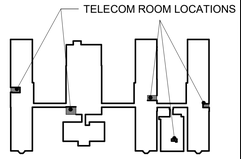

KEY PLAN - BLDG 70
NTS

TRUE NORTH
PLAN NORTH

35% SCHEMATIC DESIGN SUBMISSION	5.17.21
65% DESIGN DEVELOPMENT SUBMISSION	6.15.21
65% DESIGN DEVELOPMENT RESUBMISSION	8.25.21
Revisions:	Date:

CONSULTANT

IMEG
The FUTURE. Built Smarter www.imegcorp.com
15 SUNNEN DRIVE
SUITE 104
ST. LOUIS, MO 63143
P: 314.645.1132 F: 314.645.1173
PROJECT #18004375.03

ARCHITECT/ENGINEER OF RECORD

Romanyk Consulting
Focusing on what matters
Romanyk Consulting Corp. www.romanykconsulting.com
3308 Preston Road, Suite 350-164, Plano, Texas 75093

STAMP

REGISTERED COMMUNICATIONS DISTRIBUTION DESIGNER
BICSI
DAVID LARSON
BICSI ID # 105098
Expires 12-31-25
RCDD

Office of Construction and Facilities Management

VA U.S. Department of Veterans Affairs

Drawing Title: BUILDING 70 FIRST FLOOR PLAN - TECHNOLOGY - AREA E SOUTH

Approved:

Phase: FINAL BID DOCUMENTS

Sprinklered: FULLY SPRINKLERED

Project Title: EHRM INFRASTRUCTURE UPGRADES - MILWAUKEE, WI

Location: 5000 W. NATIONAL AVENUE MILWAUKEE, WI

Issue Date: SEPTEMBER 05, 2025 | Checked: PHINIE | Drawn: MAIBEJ

Project Number: 695-21-700

Building Number: 70

Drawing Number: 70-TN101E-S

VA FORM 08 - 6231

Autodesk Docs://OCFM East - Milwaukee EHRM (R24)/T24_18004375.03_VA MilwEHRM_C.rvt
9/3/2025 3:46:39 PM

GENERAL NOTES:

1. NO WORK SHOWN ON THIS SHEET. SHEET SHOWN FOR REFERENCE ONLY.
2. CONTRACTOR TO INCLUDE AN ALLOWANCE FOR 10% ADDITIONAL 2-PORTS CAT6A INFORMATION OUTLETS IN THEIR PROPOSAL FOR THIS SHEET. FUTURE INFORMATION OUTLET LOCATIONS WILL BE DETERMINED BY THE VA AT A LATER DATE.

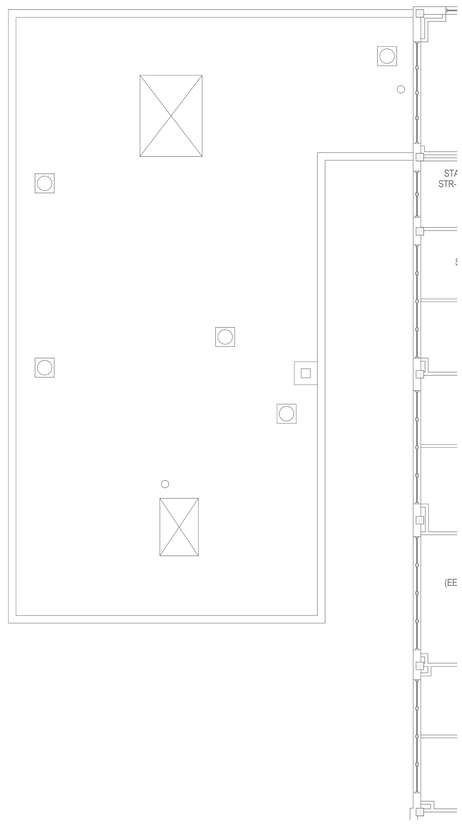

1 BUILDING 70 FIRST FLOOR PLAN - TECHNOLOGY - AREA K

1/8" = 1'-0"

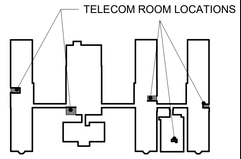

KEY PLAN - BLDG 70

NTS

Revisions:	Date:
35% SCHEMATIC DESIGN SUBMISSION	5.17.21
65% DESIGN DEVELOPMENT SUBMISSION	6.15.21
65% DESIGN DEVELOPMENT RESUBMISSION	8.25.21

CONSULTANT

IMEG
The FUTURE. Built Smarter www.imegcorp.com
15 SUNNEN DRIVE
SUITE 104
ST. LOUIS, MO 63143
P: 314.645.1132 F: 314.645.1173
PROJECT #18004375.03

ARCHITECT/ENGINEER OF RECORD

Romanyk Consulting
Focusing on what matters
Romanyk Consulting Corp. www.romanykconsulting.com
3308 Preston Road, Suite 350-164, Plano, Texas 75093

STAMP

REGISTERED COMMUNICATIONS DISTRIBUTION DESIGNER
Bicsi
DAVID LARSON
BICSI ID # 106098
EXPIRES 12-31-25
RCDD

Office of Construction and Facilities Management

VA U.S. Department of Veterans Affairs

Drawing Title BUILDING 70 FIRST FLOOR PLAN - TECHNOLOGY - AREA K

Approved:

Phase FINAL BID DOCUMENTS

Sprinklered FULLY SPRINKLERED

Project Title EHRM INFRASTRUCTURE UPGRADES - MILWAUKEE, WI

Location 5000 W. NATIONAL AVENUE MILWAUKEE, WI

Issue Date SEPTEMBER 05, 2025 | **Checked** PHINIE | **Drawn** MAIBEJ

Project Number 695-21-700

Building Number 70

Drawing Number 70-TN101K

VA FORM 08 - 6231

Autodesk Docs://OCFM East - Milwaukee EHRM (R24)/T24_18004375.03_VA MilwEHRM_C.rvt

9/3/2025 3:56:40 PM

GENERAL NOTES:

1. REFER TO INDIVIDUAL AREA BUILDING DEMO FLOOR PLANS FOR ADDITIONAL INFORMATION.
2. THESE DRAWINGS MAKE THE BEST ATTEMPT TO IDENTIFY EXISTING DATA DROPS/WORK AREA OUTLETS. AS LONG AS THE TOTAL NEWLY INSTALLED DATA DROP COUNT DOES NOT VARY +/- 10% IDENTIFIED ON THESE DRAWINGS, THE CONTRACTOR'S SCOPE SHALL BE UNCHANGED.
3. NEW WORK AREA OUTLETS SHALL BE LOCATED IN EXISTING BOXES. WORK AREA OUTLETS SHOWN ON THIS SHEET MAY NOT BE IN THE EXACT LOCATION AS IDENTIFIED.

KEYNOTES: (#)

1. TWO (2) 4" PATHWAYS TO BELOW.

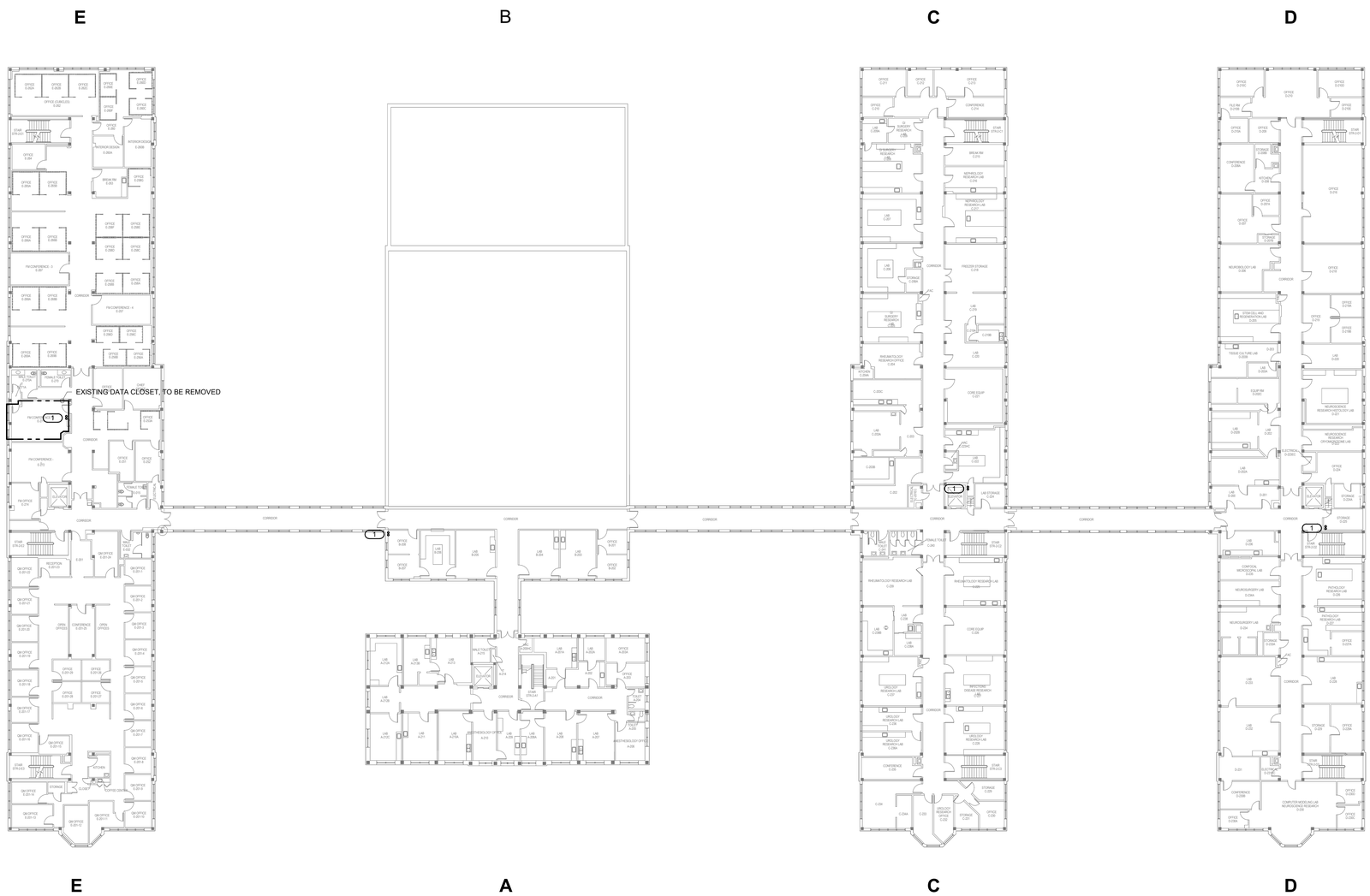

1 BUILDING 70 SECOND FLOOR OVERALL PLAN - TECHNOLOGY

1" = 20'-0"

TRUE NORTH
PLAN NORTH

0' 10' 20' 40'
Graphic Scale : 1" = 20'-0"

Revisions:	Date:
35% SCHEMATIC DESIGN SUBMISSION	5.17.21
65% DESIGN DEVELOPMENT SUBMISSION	6.15.21
65% DESIGN DEVELOPMENT RESUBMISSION	8.25.21

CONSULTANT

IMEG
The FUTURE. Built Smarter www.imegcorp.com
15 SUNNEN DRIVE
SUITE 104
ST. LOUIS, MO 63143
P: 314.645.1132 F: 314.645.1173
PROJECT #18004375.03

ARCHITECT/ENGINEER OF RECORD

Romanyk Consulting
Focusing on what matters
Romanyk Consulting Corp. www.romanykconsulting.com
3308 Preston Road, Suite 350-164, Plano, Texas 75093

STAMP

REGISTERED COMMUNICATIONS DISTRIBUTION DESIGNER
Bicsi
DAVID LARSON
BICSI ID # 106098
EXPIRES 12-31-25
RCDD

Office of Construction and Facilities Management

VA U.S. Department of Veterans Affairs

Drawing Title: BUILDING 70 SECOND FLOOR OVERALL PLAN - TECHNOLOGY

Approved:

Phase: FINAL BID DOCUMENTS

Sprinklered: FULLY SPRINKLERED

Project Title: EHRM INFRASTRUCTURE UPGRADES - MILWAUKEE, WI

Location: 5000 W. NATIONAL AVENUE MILWAUKEE, WI

Issue Date: SEPTEMBER 05, 2025 | Checked: PHINIE | Drawn: MAIBEJ

Project Number: 695-21-700

Building Number: 70

Drawing Number: 70-TN102

VA FORM 08 - 6231

Autodesk Docs://OCFM East - Milwaukee EHRM (R24)/T24_18004375.03_VA MilwEHRM_C.rvt

9/3/2025 3:56:41 PM

GENERAL NOTES:

1. REFER TO 1/TN400 FOR TECHNOLOGY ROUGH IN DETAIL.
2. ALL NETWORK CABLES ON THIS SHEET SHALL TERMINATE IN TR-70-B-159.
3. CONTRACTOR TO PROVIDE NEW J-HOOK ROUTES FOR ALL NEW CABLING. J-HOOK SIZE AND QUANTITY TO BE PER MANUFACTURER RECOMMENDATIONS.
4. REFER TO TN500-TN509 FOR RISER DIAGRAMS.
5. REFER TO SHEET TN402 FOR PENETRATION DETAILS.
6. THESE DRAWINGS MAKE THE BEST ATTEMPT TO IDENTIFY EXISTING DATA DROPS/WORK AREA OUTLETS. AS LONG AS THE TOTAL NEWLY INSTALLED DATA DROP COUNT DOES NOT VARY +/- 10% IDENTIFIED ON THESE DRAWINGS, THE CONTRACTOR'S SCOPE SHALL BE UNCHANGED.
7. NEW WORK AREA OUTLETS SHALL BE LOCATED IN EXISTING BOXES. WORK AREA OUTLETS SHOWN ON THIS SHEET MAY NOT BE IN THE EXACT LOCATION AS IDENTIFIED.
8. CONTRACTOR TO INCLUDE AN ALLOWANCE FOR 10% ADDITIONAL 2-PORTS CAT6A INFORMATION OUTLETS IN THEIR PROPOSAL FOR THIS SHEET. FUTURE INFORMATION OUTLET LOCATIONS WILL BE DETERMINED BY THE VA AT A LATER DATE.

KEYNOTES: (#)

1. TWO (2) 4" PATHWAYS TO BELOW.

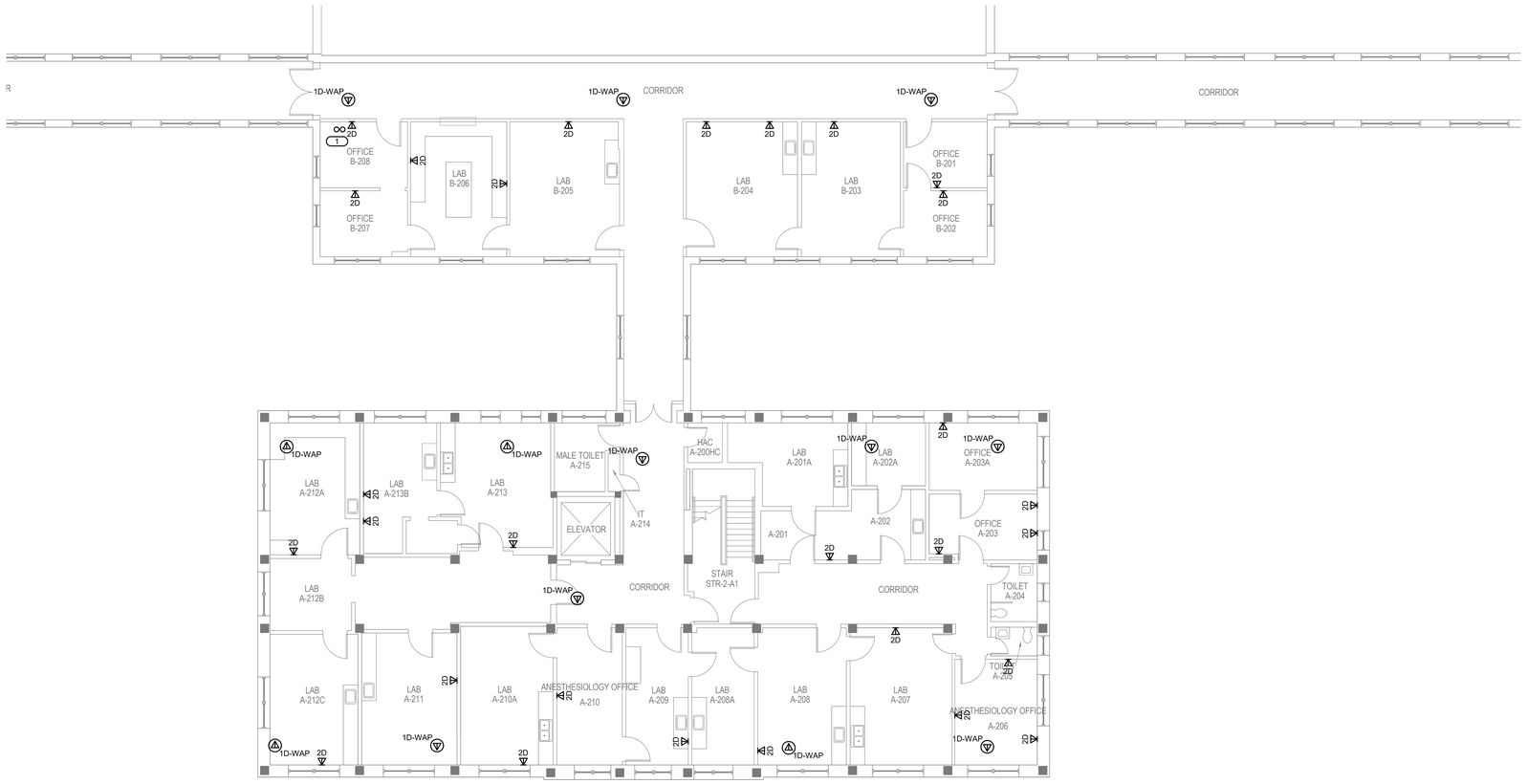

1 BUILDING 70 SECOND FLOOR PLAN - TECHNOLOGY - AREA A

1/8" = 1'-0"

TRUE NORTH
PLAN NORTH

35% SCHEMATIC DESIGN SUBMISSION	5.17.21
65% DESIGN DEVELOPMENT SUBMISSION	6.15.21
65% DESIGN DEVELOPMENT RESUBMISSION	8.25.21
Revisions:	Date:

CONSULTANT

IMEG
The FUTURE. Built Smarter www.imegcorp.com
15 SUNNEN DRIVE
SUITE 104
ST. LOUIS, MO 63143
P: 314.645.1132 F: 314.645.1173
PROJECT #18004375.03

ARCHITECT/ENGINEER OF RECORD

Romanyk Consulting
Focusing on what matters
Romanyk Consulting Corp. www.romanykconsulting.com
3308 Preston Road, Suite 350-164, Plano, Texas 75093

STAMP

REGISTERED COMMUNICATIONS DISTRIBUTION DESIGNER
Bicsi
DAVID LARSON
BICSI ID # 105098
Expires 12-31-25
RCDD

Office of Construction and Facilities Management

VA U.S. Department of Veterans Affairs

Drawing Title: BUILDING 70 SECOND FLOOR PLAN - TECHNOLOGY - AREA A	Phase: FINAL BID DOCUMENTS	Project Title: EHRM INFRASTRUCTURE UPGRADES - MILWAUKEE, WI	Project Number: 695-21-700
Approved:	Sprinklered: FULLY SPRINKLERED	Location: 5000 W. NATIONAL AVENUE MILWAUKEE, WI	Building Number: 70
		Issue Date: SEPTEMBER 05, 2025 / Checked: PHINIE / Drawn: MAIBEJ	Drawing Number: 70-TN102A

VA FORM 08 - 6231

Autodesk Docs://OCFM East - Milwaukee EHRM (R24)/T24_18004375.03_VA MilwEHRM_C.rvt

9/3/2025 3:56:42 PM

GENERAL NOTES:

1. NO WORK SHOWN ON THIS SHEET. SHEET SHOWN FOR REFERENCE ONLY.
2. CONTRACTOR TO INCLUDE AN ALLOWANCE FOR 10% ADDITIONAL 2-PORTS CAT6A INFORMATION OUTLETS IN THEIR PROPOSAL FOR THIS SHEET. FUTURE INFORMATION OUTLET LOCATIONS WILL BE DETERMINED BY THE VA AT A LATER DATE.



1 BUILDING 70 SECOND FLOOR PLAN - TECHNOLOGY - AREA B

1/8" = 1'-0"

TRUE NORTH
PLAN NORTH

Revisions:	Date:
35% SCHEMATIC DESIGN SUBMISSION	5.17.21
65% DESIGN DEVELOPMENT SUBMISSION	6.15.21
65% DESIGN DEVELOPMENT RESUBMISSION	8.25.21

CONSULTANT

IMEG
The FUTURE. Built Smarter. www.imegcorp.com
15 SUNNEN DRIVE
SUITE 104
ST. LOUIS, MO 63143
P: 314.645.1132 F: 314.645.1173
PROJECT #18004375.03

ARCHITECT/ENGINEER OF RECORD

Romanyk Consulting
Focusing on what matters
Romanyk Consulting Corp. www.romanykconsulting.com
3308 Preston Road, Suite 350-164, Plano, Texas 75093

STAMP

REGISTERED COMMUNICATIONS DISTRIBUTION DESIGNER
Bicsi
DAVID LARSON
BICSI ID # 106098
Expires 12-31-25
RCDD

Office of Construction and Facilities Management

VA U.S. Department of Veterans Affairs

Drawing Title: BUILDING 70 SECOND FLOOR PLAN - TECHNOLOGY - AREA B	Phase: FINAL BID DOCUMENTS	Project Title: EHRM INFRASTRUCTURE UPGRADES - MILWAUKEE, WI	Project Number: 695-21-700
			Building Number: 70
Approved:	Sprinklered: FULLY SPRINKLERED	Location: 5000 W. NATIONAL AVENUE MILWAUKEE, WI	Drawing Number: 70-TN102B
		Issue Date: SEPTEMBER 05, 2025 / Checked: PHINIE / Drawn: MAIBEJ	

VA FORM 08 - 6231

Autodesk Docs://OCFM East - Milwaukee EHRM (R24)/T24_18004375.03_VA MilwEHRM_C.rvt

9/3/2025 3:56:43 PM

Graphic Scale: 3/32" = 1'-0"
Graphic Scale: 1/16" = 1'-0"
Graphic Scale: 1/8" = 1'-0"
Graphic Scale: 3/32" = 1'-0"
Graphic Scale: 1/4" = 1'-0"
Graphic Scale: 3/8" = 1'-0"
Graphic Scale: 1/2" = 1'-0"
Graphic Scale: 3/4" = 1'-0"
Graphic Scale: 1" = 1'-0"
Graphic Scale: 1 1/2" = 1'-0"

GENERAL NOTES:

1. REFER TO 1/TN400 FOR TECHNOLOGY ROUGH IN DETAIL.
2. ALL NETWORK CABLES ON THIS SHEET SHALL TERMINATE IN TR-70-C-126.
3. CONTRACTOR TO PROVIDE NEW J-HOOK ROUTES FOR ALL NEW CABLING. J-HOOK SIZE AND QUANTITY TO BE PER MANUFACTURER RECOMMENDATIONS.
4. REFER TO TN500-TN509 FOR RISER DIAGRAMS.
5. REFER TO SHEET TN402 FOR PENETRATION DETAILS.
6. THESE DRAWINGS MAKE THE BEST ATTEMPT TO IDENTIFY EXISTING DATA DROPS/WORK AREA OUTLETS. AS LONG AS THE TOTAL NEWLY INSTALLED DATA DROP COUNT DOES NOT VARY +/- 10% IDENTIFIED ON THESE DRAWINGS, THE CONTRACTOR'S SCOPE SHALL BE UNCHANGED.
7. NEW WORK AREA OUTLETS SHALL BE LOCATED IN EXISTING BOXES. WORK AREA OUTLETS SHOWN ON THIS SHEET MAY NOT BE IN THE EXACT LOCATION AS IDENTIFIED.
8. CONTRACTOR TO INCLUDE AN ALLOWANCE FOR 10% ADDITIONAL 2-PORTS CAT6A INFORMATION OUTLETS IN THEIR PROPOSAL FOR THIS SHEET. FUTURE INFORMATION OUTLET LOCATIONS WILL BE DETERMINED BY THE VA AT A LATER DATE.

KEYNOTES: (#)

1. TWO (2) 4" PATHWAYS TO BELOW.



1 BUILDING 70 SECOND FLOOR PLAN - TECHNOLOGY - AREA C NORTH

1/8" = 1'-0"

TRUE NORTH
PLAN NORTH

Revisions:	Date:
35% SCHEMATIC DESIGN SUBMISSION	5.17.21
65% DESIGN DEVELOPMENT SUBMISSION	6.15.21
65% DESIGN DEVELOPMENT RESUBMISSION	8.25.21

CONSULTANT

IMEG
The FUTURE. Built Smarter www.imegcorp.com
15 SUNNEN DRIVE
SUITE 104
ST. LOUIS, MO 63143
P: 314.645.1132 F: 314.645.1173
PROJECT #18004375.03

ARCHITECT/ENGINEER OF RECORD

Romanyk Consulting
Focusing on what matters
Romanyk Consulting Corp. www.romanykconsulting.com
3308 Preston Road, Suite 350-164, Plano, Texas 75093

STAMP

REGISTERED COMMUNICATIONS DISTRIBUTION DESIGNER
Bicsi
DAVID LARSON
BICSI ID # 106098
Expires 12-31-25
RCDD

Office of Construction and Facilities Management
VA U.S. Department of Veterans Affairs

Drawing Title: BUILDING 70 SECOND FLOOR PLAN - TECHNOLOGY - AREA C NORTH

Approved:

Phase: FINAL BID DOCUMENTS

Sprinklered: FULLY SPRINKLERED

Project Title: EHRM INFRASTRUCTURE UPGRADES - MILWAUKEE, WI

Location: 5000 W. NATIONAL AVENUE MILWAUKEE, WI

Issue Date: SEPTEMBER 05, 2025 | Checked: PHINIE | Drawn: MAIBEJ

Project Number: 695-21-700

Building Number: 70

Drawing Number: 70-TN102C-N

VA FORM 08 - 6231

Autodesk Docs://OCFM East - Milwaukee EHRM (R24)/T24_18004375.03_VA MilwEHRM_C.rvt

9/3/2025 3:56:44 PM

Graphic Scale: 1/16" = 1'-0"
Graphic Scale: 1/8" = 1'-0"
Graphic Scale: 3/32" = 1'-0"
Graphic Scale: 1/4" = 1'-0"
Graphic Scale: 3/8" = 1'-0"
Graphic Scale: 1/2" = 1'-0"
Graphic Scale: 3/4" = 1'-0"
Graphic Scale: 1" = 1'-0"
Graphic Scale: 1 1/2" = 1'-0"

GENERAL NOTES:

1. REFER TO 1/TN400 FOR TECHNOLOGY ROUGH IN DETAIL.
2. ALL NETWORK CABLES ON THIS SHEET SHALL TERMINATE IN TR-70-C-126.
3. CONTRACTOR TO PROVIDE NEW J-HOOK ROUTES FOR ALL NEW CABLING. J-HOOK SIZE AND QUANTITY TO BE PER MANUFACTURER RECOMMENDATIONS.
4. REFER TO TN500-TN509 FOR RISER DIAGRAMS.
5. REFER TO SHEET TN402 FOR PENETRATION DETAILS.
6. THESE DRAWINGS MAKE THE BEST ATTEMPT TO IDENTIFY EXISTING DATA DROPS/WORK AREA OUTLETS. AS LONG AS THE TOTAL NEWLY INSTALLED DATA DROP COUNT DOES NOT VARY +/- 10% IDENTIFIED ON THESE DRAWINGS, THE CONTRACTOR'S SCOPE SHALL BE UNCHANGED.
7. NEW WORK AREA OUTLETS SHALL BE LOCATED IN EXISTING BOXES. WORK AREA OUTLETS SHOWN ON THIS SHEET MAY NOT BE IN THE EXACT LOCATION AS IDENTIFIED.
8. CONTRACTOR TO INCLUDE AN ALLOWANCE FOR 10% ADDITIONAL 2-PORTS CAT6A INFORMATION OUTLETS IN THEIR PROPOSAL FOR THIS SHEET. FUTURE INFORMATION OUTLET LOCATIONS WILL BE DETERMINED BY THE VA AT A LATER DATE.



1 BUILDING 70 SECOND FLOOR PLAN - TECHNOLOGY - AREA C SOUTH

1/8" = 1'-0"

TRUE NORTH
PLAN NORTH

Revisions:	Date:
35% SCHEMATIC DESIGN SUBMISSION	5.17.21
65% DESIGN DEVELOPMENT SUBMISSION	6.15.21
65% DESIGN DEVELOPMENT RESUBMISSION	8.25.21

CONSULTANT

IMEG
The FUTURE. Built Smarter www.imegcorp.com
15 SUNNEN DRIVE
SUITE 104
ST. LOUIS, MO 63143
P: 314.645.1132 F: 314.645.1173
PROJECT #18004375.03

ARCHITECT/ENGINEER OF RECORD

Romanyk Consulting
Focusing on what matters
Romanyk Consulting Corp. www.romanykconsulting.com
3308 Preston Road, Suite 350-164, Plano, Texas 75093

STAMP

REGISTERED COMMUNICATIONS DISTRIBUTION DESIGNER
Bicsi
DAVID LARSON
BICSI ID # 106098
Expires 12-31-25
RCDD

Office of Construction and Facilities Management

VA U.S. Department of Veterans Affairs

Drawing Title: BUILDING 70 SECOND FLOOR PLAN - TECHNOLOGY - AREA C SOUTH

Approved:

Phase: FINAL BID DOCUMENTS

Sprinklered: FULLY SPRINKLERED

Project Title: EHRM INFRASTRUCTURE UPGRADES - MILWAUKEE, WI

Location: 5000 W. NATIONAL AVENUE MILWAUKEE, WI

Issue Date: SEPTEMBER 05, 2025 | Checked: PHINIE | Drawn: MAIBEJ

Project Number: 695-21-700

Building Number: 70

Drawing Number: 70-TN102C-S

VA FORM 08 - 6231

Autodesk Docs://OCFM East - Milwaukee EHRM (R24)/T24_18004375.03_VA MilwEHRM_C.rvt

9/3/2025 3:56:46 PM

Graphic Scale: 1/8" = 1'-0"
Graphic Scale: 1/16" = 1'-0"
Graphic Scale: 3/32" = 1'-0"
Graphic Scale: 1/4" = 1'-0"
Graphic Scale: 3/8" = 1'-0"
Graphic Scale: 1/2" = 1'-0"
Graphic Scale: 3/4" = 1'-0"
Graphic Scale: 1" = 1'-0"
Graphic Scale: 1 1/2" = 1'-0"

GENERAL NOTES:

1. REFER TO 1/TN400 FOR TECHNOLOGY ROUGH IN DETAIL.
2. ALL NETWORK CABLES ON THIS SHEET SHALL TERMINATE IN TR-70-D-125.
3. CONTRACTOR TO PROVIDE NEW J-HOOK ROUTES FOR ALL NEW CABLING. J-HOOK SIZE AND QUANTITY TO BE PER MANUFACTURER RECOMMENDATIONS.
4. REFER TO TN500-TN509 FOR RISER DIAGRAMS.
5. REFER TO SHEET TN402 FOR PENETRATION DETAILS.
6. THESE DRAWINGS MAKE THE BEST ATTEMPT TO IDENTIFY EXISTING DATA DROPS/WORK AREA OUTLETS. AS LONG AS THE TOTAL NEWLY INSTALLED DATA DROP COUNT DOES NOT VARY +/- 10% IDENTIFIED ON THESE DRAWINGS, THE CONTRACTOR'S SCOPE SHALL BE UNCHANGED.
7. NEW WORK AREA OUTLETS SHALL BE LOCATED IN EXISTING BOXES. WORK AREA OUTLETS SHOWN ON THIS SHEET MAY NOT BE IN THE EXACT LOCATION AS IDENTIFIED.
8. CONTRACTOR TO INCLUDE AN ALLOWANCE FOR 10% ADDITIONAL 2-PORTS CAT6A INFORMATION OUTLETS IN THEIR PROPOSAL FOR THIS SHEET. FUTURE INFORMATION OUTLET LOCATIONS WILL BE DETERMINED BY THE VA AT A LATER DATE.

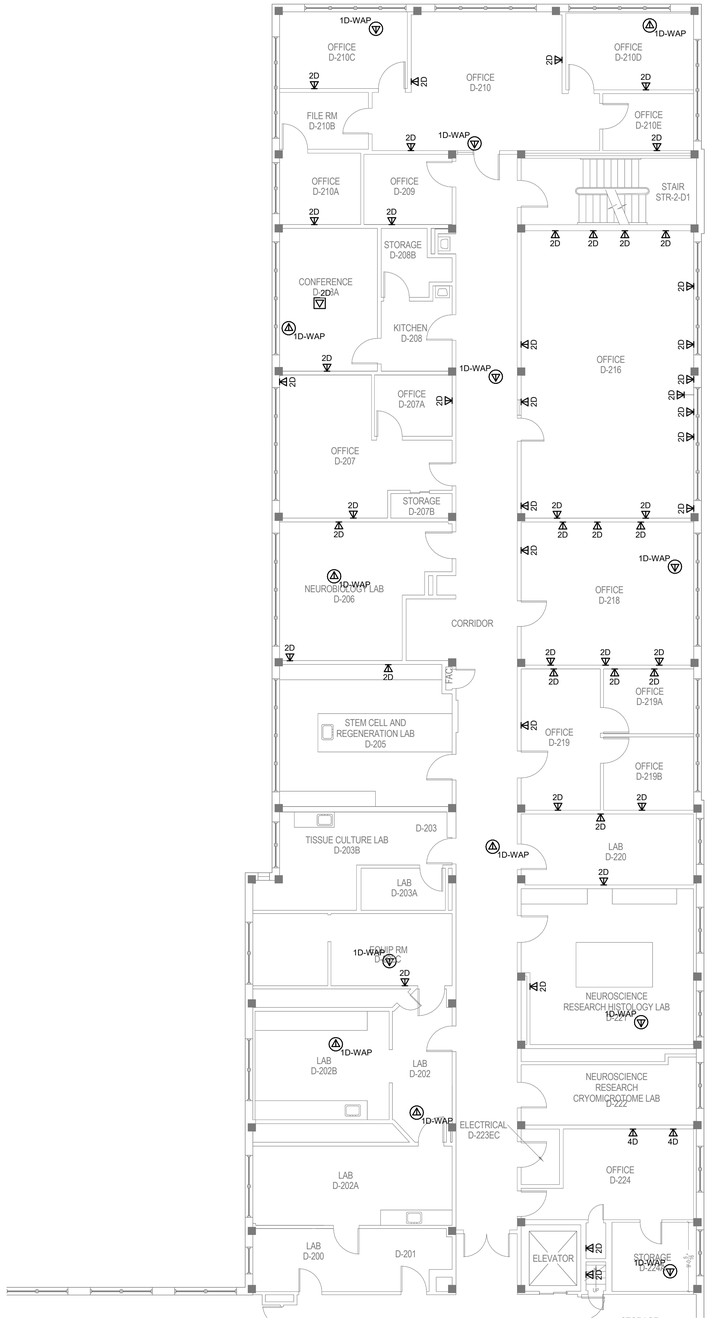

1 BUILDING 70 SECOND FLOOR PLAN - TECHNOLOGY - AREA D NORTH

1/8" = 1'-0"

TRUE NORTH
PLAN NORTH

35% SCHEMATIC DESIGN SUBMISSION	5.17.21
65% DESIGN DEVELOPMENT SUBMISSION	6.15.21
65% DESIGN DEVELOPMENT RESUBMISSION	8.25.21
Revisions:	Date:

CONSULTANT

IMEG
The FUTURE. Built Smarter www.imegcorp.com
15 SUNNEN DRIVE
SUITE 104
ST. LOUIS, MO 63143
P: 314.645.1132 F: 314.645.1173
PROJECT #18004375.03

ARCHITECT/ENGINEER OF RECORD

Romanyk Consulting
Focusing on what matters
Romanyk Consulting Corp. www.romanykconsulting.com
3308 Preston Road, Suite 350-164, Plano, Texas 75093

STAMP

REGISTERED COMMUNICATIONS DISTRIBUTION DESIGNER
Bicsi
DAVID LARSON
BICSI ID # 106098
EXPIRES 12-31-25
RCDD

Office of Construction and Facilities Management

VA U.S. Department of Veterans Affairs

Drawing Title: BUILDING 70 SECOND FLOOR PLAN - TECHNOLOGY - AREA D NORTH	Phase: FINAL BID DOCUMENTS	Project Title: EHRM INFRASTRUCTURE UPGRADES - MILWAUKEE, WI	Project Number: 695-21-700
Approved:	Sprinklered: FULLY SPRINKLERED	Location: 5000 W. NATIONAL AVENUE MILWAUKEE, WI	Building Number: 70
		Issue Date: SEPTEMBER 05, 2025 / Checked: PHINIE / Drawn: MAIBEJ	Drawing Number: 70-TN102D-N

VA FORM 08 - 6231

Autodesk Docs://OCFM East - Milwaukee EHRM (R24)/T24_18004375.03_VA MilwEHRM_C.rvt
9/3/2025 3:56:47 PM

GENERAL NOTES:

1. REFER TO 1/TN400 FOR TECHNOLOGY ROUGH IN DETAIL.
2. ALL NETWORK CABLES ON THIS SHEET SHALL TERMINATE IN TR-70-D-125.
3. CONTRACTOR TO PROVIDE NEW J-HOOK ROUTES FOR ALL NEW CABLING. J-HOOK SIZE AND QUANTITY TO BE PER MANUFACTURER RECOMMENDATIONS.
4. REFER TO TN500-TN509 FOR RISER DIAGRAMS.
5. REFER TO SHEET TN402 FOR PENETRATION DETAILS.
6. THESE DRAWINGS MAKE THE BEST ATTEMPT TO IDENTIFY EXISTING DATA DROPS/WORK AREA OUTLETS. AS LONG AS THE TOTAL NEWLY INSTALLED DATA DROP COUNT DOES NOT VARY +/- 10% IDENTIFIED ON THESE DRAWINGS, THE CONTRACTOR'S SCOPE SHALL BE UNCHANGED.
7. NEW WORK AREA OUTLETS SHALL BE LOCATED IN EXISTING BOXES. WORK AREA OUTLETS SHOWN ON THIS SHEET MAY NOT BE IN THE EXACT LOCATION AS IDENTIFIED.
8. CONTRACTOR TO INCLUDE AN ALLOWANCE FOR 10% ADDITIONAL 2-PORTS CAT6A INFORMATION OUTLETS IN THEIR PROPOSAL FOR THIS SHEET. FUTURE INFORMATION OUTLET LOCATIONS WILL BE DETERMINED BY THE VA AT A LATER DATE.

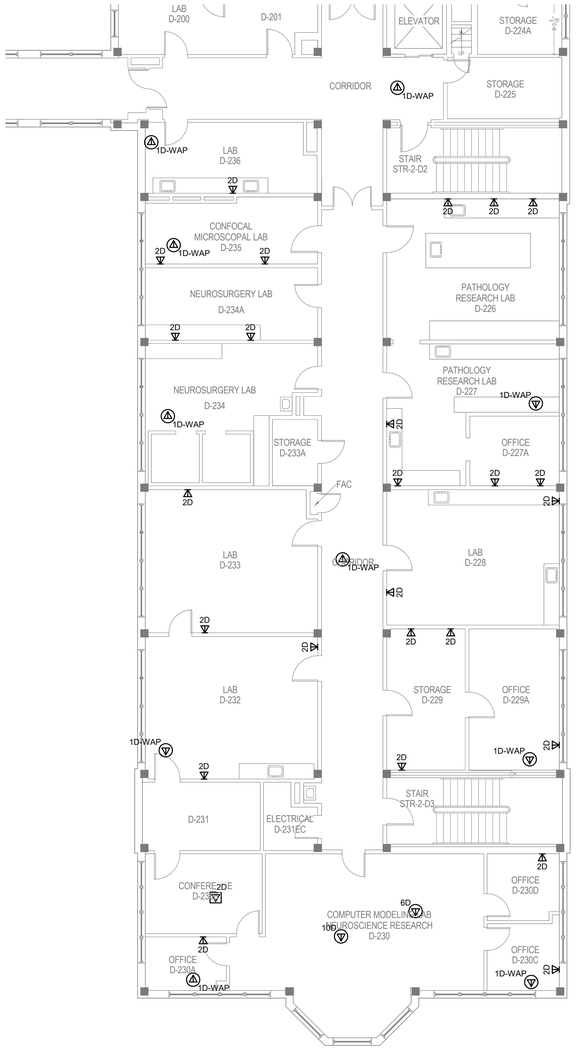

1 BUILDING 70 SECOND FLOOR PLAN - TECHNOLOGY - AREA D SOUTH

1/8" = 1'-0"

TRUE NORTH
PLAN NORTH

Revisions:	Date:
35% SCHEMATIC DESIGN SUBMISSION	5.17.21
65% DESIGN DEVELOPMENT SUBMISSION	6.15.21
65% DESIGN DEVELOPMENT RESUBMISSION	8.25.21

CONSULTANT

IMEG
The FUTURE. Built Smarter www.imegcorp.com
15 SUNNEN DRIVE
SUITE 104
ST. LOUIS, MO 63143
P: 314.645.1132 F: 314.645.1173
PROJECT #18004375.03

ARCHITECT/ENGINEER OF RECORD

Romanyk Consulting
Focusing on what matters
Romanyk Consulting Corp. www.romanykconsulting.com
3308 Preston Road, Suite 350-164, Plano, Texas 75093

STAMP

REGISTERED COMMUNICATIONS DISTRIBUTION DESIGNER
Bicsi
DAVID LARSON
BICSI ID # 106098
EXPIRES 12-31-25
RCDD

Office of Construction and Facilities Management

VA U.S. Department of Veterans Affairs

Drawing Title: BUILDING 70 SECOND FLOOR PLAN - TECHNOLOGY - AREA D SOUTH	Phase: FINAL BID DOCUMENTS	Project Title: EHRM INFRASTRUCTURE UPGRADES - MILWAUKEE, WI	Project Number: 695-21-700
			Building Number: 70
Approved:	Sprinklered: FULLY SPRINKLERED	Location: 5000 W. NATIONAL AVENUE MILWAUKEE, WI	Drawing Number: 70-TN102D-S
		Issue Date: SEPTEMBER 05, 2025 / Checked: PHINIE / Drawn: MAIBEJ	

VA FORM 08 - 6231

Autodesk Docs://OCFM East - Milwaukee EHRM (R24)/T24_18004375.03_VA MilwEHRM_C.rvt

9/3/2025 3:56:48 PM

Graphic Scale: 1/16" = 1'-0"
Graphic Scale: 1/8" = 1'-0"
Graphic Scale: 3/32" = 1'-0"
Graphic Scale: 1/4" = 1'-0"
Graphic Scale: 3/16" = 1'-0"
Graphic Scale: 1/2" = 1'-0"
Graphic Scale: 3/4" = 1'-0"
Graphic Scale: 1" = 1'-0"
Graphic Scale: 1 1/2" = 1'-0"

1 BUILDING 70 SECOND FLOOR PLAN - TECHNOLOGY - AREA E NORTH

1/8" = 1'-0"

GENERAL NOTES:

1. REFER TO 1/TN400 FOR TECHNOLOGY ROUGH IN DETAIL.
2. ALL NETWORK CABLES ON THIS SHEET SHALL TERMINATE IN TR-70-E-104.
3. CONTRACTOR TO PROVIDE NEW J-HOOK ROUTES FOR ALL NEW CABLING. J-HOOK SIZE AND QUANTITY TO BE PER MANUFACTURER RECOMMENDATIONS.
4. REFER TO TN500-TN509 FOR RISER DIAGRAMS.
5. REFER TO SHEET TN402 FOR PENETRATION DETAILS.
6. THESE DRAWINGS MAKE THE BEST ATTEMPT TO IDENTIFY EXISTING DATA DROPS/WORK AREA OUTLETS. AS LONG AS THE TOTAL NEWLY INSTALLED DATA DROP COUNT DOES NOT VARY +/- 10% IDENTIFIED ON THESE DRAWINGS, THE CONTRACTOR'S SCOPE SHALL BE UNCHANGED.
7. NEW WORK AREA OUTLETS SHALL BE LOCATED IN EXISTING BOXES. WORK AREA OUTLETS SHOWN ON THIS SHEET MAY NOT BE IN THE EXACT LOCATION AS IDENTIFIED.
8. CONTRACTOR TO INCLUDE AN ALLOWANCE FOR 10% ADDITIONAL 2-PORTS CAT6A INFORMATION OUTLETS IN THEIR PROPOSAL FOR THIS SHEET. FUTURE INFORMATION OUTLET LOCATIONS WILL BE DETERMINED BY THE VA AT A LATER DATE.

KEYNOTES: (#)

1. TWO (2) 4" PATHWAYS TO BELOW.

TRUE NORTH
PLAN NORTH

Revisions:	Date:
35% SCHEMATIC DESIGN SUBMISSION	5.17.21
65% DESIGN DEVELOPMENT SUBMISSION	6.15.21
65% DESIGN DEVELOPMENT RESUBMISSION	8.25.21

CONSULTANT

IMEG
The FUTURE Built Smarter www.imegcorp.com
15 SUNNEN DRIVE
SUITE 104
ST. LOUIS, MO 63143
P: 314.645.1132 F: 314.645.1173
PROJECT #18004375.03

ARCHITECT/ENGINEER OF RECORD

Romanyk Consulting
Focusing on what matters
Romanyk Consulting Corp. www.romanykconsulting.com
3308 Preston Road, Suite 350-164, Plano, Texas 75093

STAMP

REGISTERED COMMUNICATIONS DISTRIBUTION DESIGNER
Bicsi
DAVID LARSON
BICSI ID # 106098
EXPIRES 12-31-25
RCDD

Office of Construction and Facilities Management

VA U.S. Department of Veterans Affairs

Drawing Title: BUILDING 70 SECOND FLOOR PLAN - TECHNOLOGY - AREA E NORTH	Phase: FINAL BID DOCUMENTS	Project Title: EHRM INFRASTRUCTURE UPGRADES - MILWAUKEE, WI	Project Number: 695-21-700
			Building Number: 70
Approved:	Sprinklered: FULLY SPRINKLERED	Location: 5000 W. NATIONAL AVENUE MILWAUKEE, WI	Drawing Number: 70-TN102E-N
		Issue Date: SEPTEMBER 05, 2025 / Checked: PHINIE / Drawn: MAIBEJ	

VA FORM 08 - 6231

Autodesk Docs://OCFM East - Milwaukee EHRM (R24)/T24_18004375.03_VA MilwEHRM_C.rvt

9/3/2025 3:56:49 PM

Graphic Scale: 1/8" = 1'-0"
Graphic Scale: 1/16" = 1'-0"
Graphic Scale: 3/32" = 1'-0"
Graphic Scale: 1/4" = 1'-0"
Graphic Scale: 3/8" = 1'-0"
Graphic Scale: 1/2" = 1'-0"
Graphic Scale: 3/4" = 1'-0"
Graphic Scale: 1" = 1'-0"
Graphic Scale: 1 1/2" = 1'-0"

GENERAL NOTES:

1. REFER TO 1/TN400 FOR TECHNOLOGY ROUGH IN DETAIL.
2. ALL NETWORK CABLES ON THIS SHEET SHALL TERMINATE IN TR-70-E104.
3. CONTRACTOR TO PROVIDE NEW J-HOOK ROUTES FOR ALL NEW CABLING. J-HOOK SIZE AND QUANTITY TO BE PER MANUFACTURER RECOMMENDATIONS.
4. REFER TO TN500-TN509 FOR RISER DIAGRAMS.
5. REFER TO SHEET TN402 FOR PENETRATION DETAILS.
6. THESE DRAWINGS MAKE THE BEST ATTEMPT TO IDENTIFY EXISTING DATA DROPS/WORK AREA OUTLETS. AS LONG AS THE TOTAL NEWLY INSTALLED DATA DROP COUNT DOES NOT VARY +/- 10% IDENTIFIED ON THESE DRAWINGS, THE CONTRACTOR'S SCOPE SHALL BE UNCHANGED.
7. NEW WORK AREA OUTLETS SHALL BE LOCATED IN EXISTING BOXES. WORK AREA OUTLETS SHOWN ON THIS SHEET MAY NOT BE IN THE EXACT LOCATION AS IDENTIFIED.
8. CONTRACTOR TO INCLUDE AN ALLOWANCE FOR 10% ADDITIONAL 2-PORTS CAT6A INFORMATION OUTLETS IN THEIR PROPOSAL FOR THIS SHEET. FUTURE INFORMATION OUTLET LOCATIONS WILL BE DETERMINED BY THE VA AT A LATER DATE.

1 BUILDING 70 SECOND FLOOR PLAN - TECHNOLOGY - AREA E SOUTH

1/8" = 1'-0"

TRUE NORTH
PLAN NORTH

35% SCHEMATIC DESIGN SUBMISSION	5.17.21
65% DESIGN DEVELOPMENT SUBMISSION	6.15.21
65% DESIGN DEVELOPMENT RESUBMISSION	8.25.21
Revisions:	Date:

CONSULTANT

IMEG
The FUTURE. Built Smarter www.imegcorp.com
15 SUNNEN DRIVE
SUITE 104
ST. LOUIS, MO 63143
P: 314.645.1132 F: 314.645.1173
PROJECT #18004375.03

ARCHITECT/ENGINEER OF RECORD

Romanyk Consulting
Focusing on what matters
Romanyk Consulting Corp. www.romanykconsulting.com
3308 Preston Road, Suite 350-164, Plano, Texas 75093

STAMP

REGISTERED COMMUNICATIONS DISTRIBUTION DESIGNER
Bicsi
DAVID LARSON
BICSI ID # 106098
EXPIRES 12-31-25
RCDD

Office of Construction and Facilities Management

VA U.S. Department of Veterans Affairs

Drawing Title: BUILDING 70 SECOND FLOOR PLAN - TECHNOLOGY - AREA E SOUTH	Phase: FINAL BID DOCUMENTS	Project Title: EHRM INFRASTRUCTURE UPGRADES - MILWAUKEE, WI		Project Number: 695-21-700
Approved:	Sprinklered: FULLY SPRINKLERED	Location: 5000 W. NATIONAL AVENUE MILWAUKEE, WI		Building Number: 70
		Issue Date: SEPTEMBER 05, 2025	Checked: PHINIE / Drawn: MAIBEJ	Drawing Number: 70-TN102E-S

VA FORM 08 - 6231

Autodesk Docs://OCFM East - Milwaukee EHRM (R24)/T24_18004375.03_VA MilwEHRM_C.rvt

9/3/2025 3:56:50 PM

GENERAL NOTES:

1. REFER TO 1/TN400 FOR TECHNOLOGY ROUGH IN DETAIL.
2. ALL NETWORK CABLES ON THIS SHEET SHALL TERMINATE IN TR-70-E-104.
3. CONTRACTOR TO PROVIDE NEW J-HOOK ROUTES FOR ALL NEW CABLING. J-HOOK SIZE AND QUANTITY TO BE PER MANUFACTURER RECOMMENDATIONS.
4. REFER TO TN500-TN509 FOR RISER DIAGRAMS.
5. REFER TO SHEET TN402 FOR PENETRATION DETAILS.
6. THESE DRAWINGS MAKE THE BEST ATTEMPT TO IDENTIFY EXISTING DATA DROPS/WORK AREA OUTLETS. AS LONG AS THE TOTAL NEWLY INSTALLED DATA DROP COUNT DOES NOT VARY +/- 10% IDENTIFIED ON THESE DRAWINGS, THE CONTRACTOR'S SCOPE SHALL BE UNCHANGED.
7. NEW WORK AREA OUTLETS SHALL BE LOCATED IN EXISTING BOXES. WORK AREA OUTLETS SHOWN ON THIS SHEET MAY NOT BE IN THE EXACT LOCATION AS IDENTIFIED.
8. CONTRACTOR TO INCLUDE AN ALLOWANCE FOR 10% ADDITIONAL 2-PORTS CAT6A INFORMATION OUTLETS IN THEIR PROPOSAL FOR THIS SHEET. FUTURE INFORMATION OUTLET LOCATIONS WILL BE DETERMINED BY THE VA AT A LATER DATE.

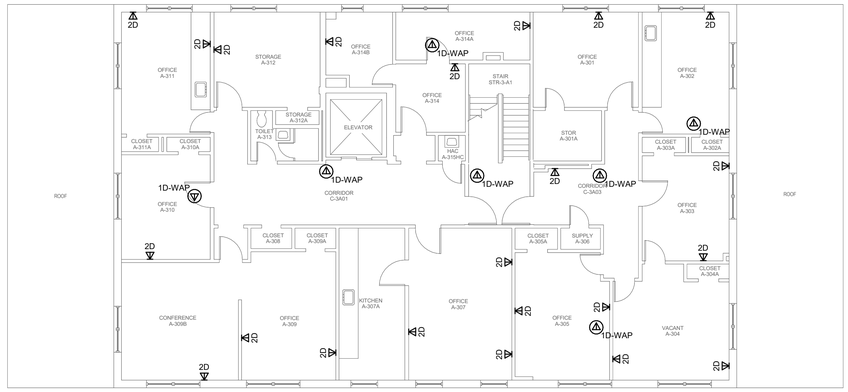

1 BUILDING 70 THIRD FLOOR PLAN - TECHNOLOGY

1/8" = 1'-0"

TRUE NORTH
PLAN NORTH

35% SCHEMATIC DESIGN SUBMISSION	5.17.21
65% DESIGN DEVELOPMENT SUBMISSION	6.15.21
65% DESIGN DEVELOPMENT RESUBMISSION	8.25.21
Revisions:	Date:

CONSULTANT

IMEG
The FUTURE. Built Smarter. www.imegcorp.com
15 SUNNEN DRIVE
SUITE 104
ST. LOUIS, MO 63143
P: 314.645.1132 F: 314.645.1173
PROJECT #18004375.03

ARCHITECT/ENGINEER OF RECORD

Romanyk Consulting
Focusing on what matters
Romanyk Consulting Corp. www.romanykconsulting.com
3308 Preston Road, Suite 350-164, Plano, Texas 75093

STAMP

REGISTERED COMMUNICATIONS DISTRIBUTION DESIGNER
Bicsi
DAVID LARSON
BICSI ID # 106098
EXPIRES 12-31-25
RCDD

Office of Construction and Facilities Management

VA U.S. Department of Veterans Affairs

Drawing Title: BUILDING 70 THIRD FLOOR PLAN - TECHNOLOGY

Approved:

Phase: FINAL BID DOCUMENTS

Sprinklered: FULLY SPRINKLERED

Project Title: EHRM INFRASTRUCTURE UPGRADES - MILWAUKEE, WI

Location: 5000 W. NATIONAL AVENUE MILWAUKEE, WI

Issue Date: SEPTEMBER 05, 2025 | Checked: PHINIE | Drawn: MAIBEJ

Project Number: 695-21-700

Building Number: 70

Drawing Number: 70-TN103

VA FORM 08 - 6231

Autodesk Docs://OCFM East - Milwaukee EHRM (R24)/T24_18004375.03_VA MilwEHRM_C.rvt

9/3/2025 3:56:51 PM

Graphic Scale : 1/16" = 1'-0"
Graphic Scale : 1/8" = 1'-0"
Graphic Scale : 3/32" = 1'-0"
Graphic Scale : 1/4" = 1'-0"
Graphic Scale : 3/8" = 1'-0"
Graphic Scale : 1/2" = 1'-0"
Graphic Scale : 3/4" = 1'-0"
Graphic Scale : 1" = 1'-0"
Graphic Scale : 1 1/2" = 1'-0"

SHEET NOTES:

1. REMOVE ALL NETWORK CABLING TO POINTS OF TERMINATION IN ASSOCIATED TELECOM ROOMS. REFER TO FLOOR PLANS AND SHEET T1001 FOR TR ROOM LOCATIONS.
2. REFER TO ARCHITECTURAL PHASING PLANS FOR WHEN EXISTING CABLING IS ALLOWED TO BE DEMOLISHED.
3. FOR ALL EXISTING WIRELESS ACCESS POINTS AND SURVEILLANCE CAMERAS, DEVICES SHALL REMAIN. SCOPE OF WORK INCLUDES CABLE REPLACEMENT ONLY. COORDINATE WITH COR FOR ANY DOWNTIME OF DEVICES.
4. EXISTING LOCATIONS OF WORK AREA OUTLETS SHOWN ON THIS SHEET MAY NOT NECESSARILY BE IN THE EXACT LOCATION AS IDENTIFIED.

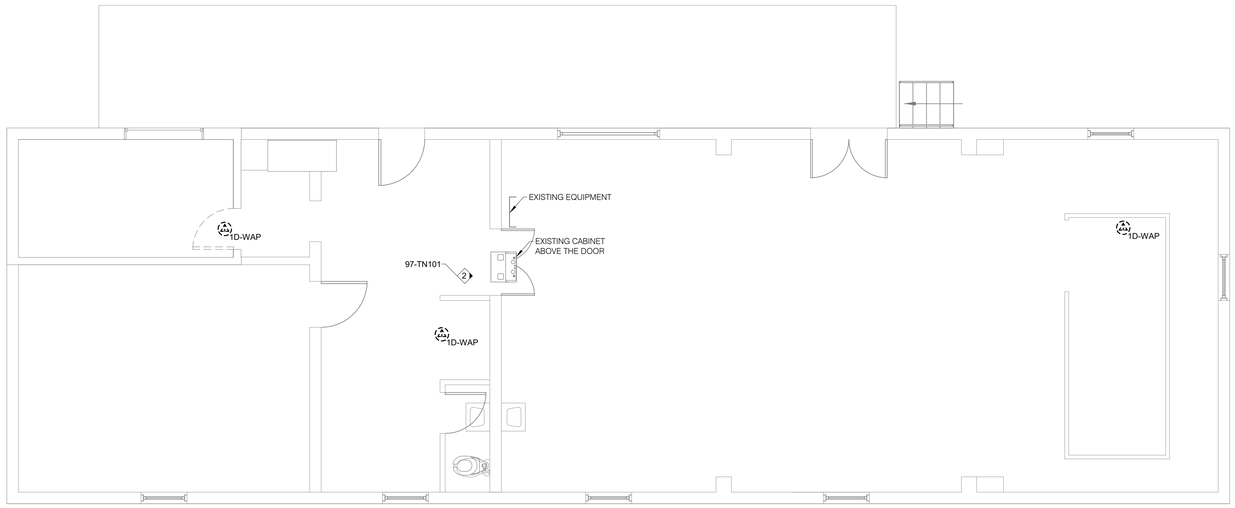

1 BUILDING 97 FIRST FLOOR DEMOLITION PLAN - TECHNOLOGY

1/4" = 1'-0"

TRUE NORTH
PLAN NORTH

35% SCHEMATIC DESIGN SUBMISSION	5.17.21
65% DESIGN DEVELOPMENT SUBMISSION	6.15.21
65% DESIGN DEVELOPMENT RESUBMISSION	8.25.21
Revisions:	Date:

CONSULTANT

IMEG
The FUTURE. Built Smarter www.imegcorp.com
15 SUNNEN DRIVE
SUITE 104
ST. LOUIS, MO 63143
P: 314.645.1132 F: 314.645.1173
PROJECT #18004375.03

ARCHITECT/ENGINEER OF RECORD

Romanyk Consulting
Focusing on what matters
Romanyk Consulting Corp. www.romanykconsulting.com
3308 Preston Road, Suite 350-164, Plano, Texas 75093

STAMP

REGISTERED COMMUNICATIONS DISTRIBUTION DESIGNER
Bicsi
DAVID LARSON
BICSI ID # 1050598
Expires 12-31-25
RCDD

Office of Construction and Facilities Management

VA U.S. Department of Veterans Affairs

Drawing Title: BUILDING 97 FIRST FLOOR DEMO PLAN - TECHNOLOGY	Phase: FINAL BID DOCUMENTS	Project Title: EHRM INFRASTRUCTURE UPGRADES - MILWAUKEE, WI	Project Number: 695-21-700
Approved:	Sprinklered: FULLY SPRINKLERED	Location: 5000 W. NATIONAL AVENUE MILWAUKEE, WI	Building Number: 97
		Issue Date: SEPTEMBER 05, 2025 / Checked: PHINIE / Drawn: MAIBEJ	Drawing Number: 97-TD101

VA FORM 08 - 6231

Autodesk Docs://OCFM East - Milwaukee EHRM (R24)/T24_18004375.03_VA MilwEHRM_C.rvt

9/3/2025 3:56:52 PM

GENERAL NOTES:

1. REFER TO 1/TN400 FOR TECHNOLOGY ROUGH IN DETAIL.
2. ALL NETWORK CABLES ON THIS SHEET SHALL TERMINATE IN TE-97-005.
3. CONTRACTOR TO PROVIDE NEW J-HOOK ROUTES FOR ALL NEW CABLING. J-HOOK SIZE AND QUANTITY TO BE PER MANUFACTURER RECOMMENDATIONS.
4. REFER TO TN500-TN509 FOR RISER DIAGRAMS.
5. REFER TO SHEET TN402 FOR PENETRATION DETAILS.
6. THESE DRAWINGS MAKE THE BEST ATTEMPT TO IDENTIFY EXISTING DATA DROPS/WORK AREA OUTLETS. AS LONG AS THE TOTAL NEWLY INSTALLED DATA DROP COUNT DOES NOT VARY +/- 10% IDENTIFIED ON THESE DRAWINGS, THE CONTRACTOR'S SCOPE SHALL BE UNCHANGED.
7. NEW WORK AREA OUTLETS SHALL BE LOCATED IN EXISTING BOXES. WORK AREA OUTLETS SHOWN ON THIS SHEET MAY NOT BE IN THE EXACT LOCATION AS IDENTIFIED.
8. CONTRACTOR TO INCLUDE AN ALLOWANCE FOR 10% ADDITIONAL 2-PORTS CAT6A INFORMATION OUTLETS IN THEIR PROPOSAL FOR THIS SHEET. FUTURE INFORMATION OUTLET LOCATIONS WILL BE DETERMINED BY THE VA AT A LATER DATE.

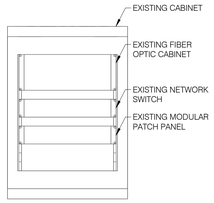

2 EXISTING EQUIPMENT CABINET ELEVATION

NO SCALE

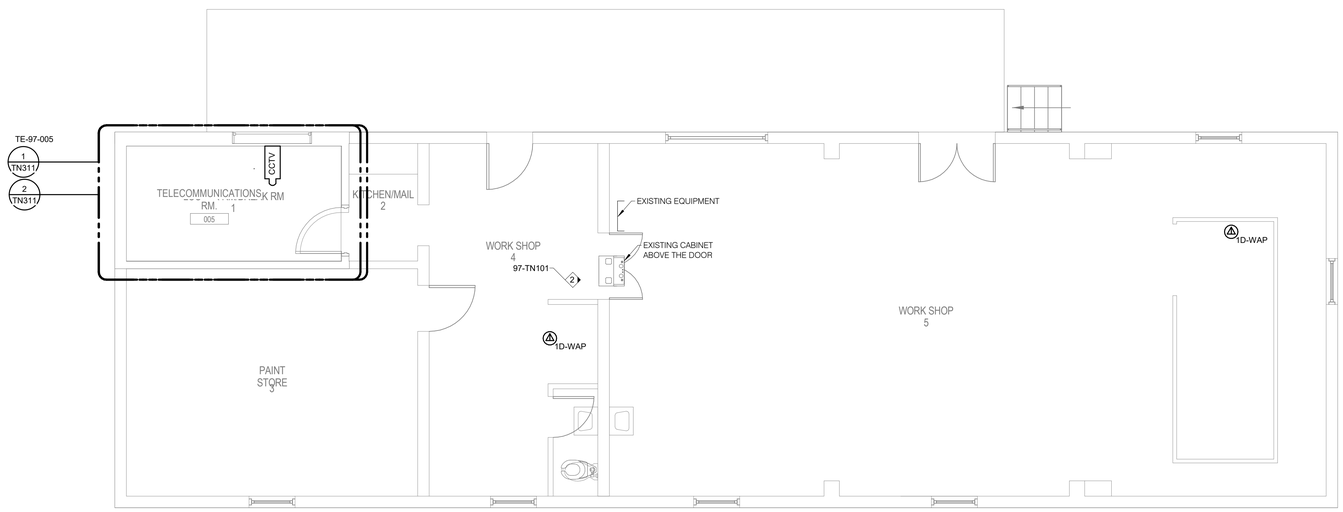

1 BUILDING 97 FIRST FLOOR PLAN - TECHNOLOGY

1/4" = 1'-0"

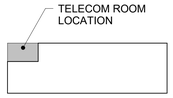

KEY PLAN - BLDG 97

NTS

TRUE NORTH
PLAN NORTH

35% SCHEMATIC DESIGN SUBMISSION	5.17.21
65% DESIGN DEVELOPMENT SUBMISSION	6.15.21
65% DESIGN DEVELOPMENT RESUBMISSION	8.25.21
Revisions:	Date:

CONSULTANT

IMEG
The FUTURE. Built Smarter www.imegcorp.com
15 SUNNEN DRIVE
SUITE 104
ST. LOUIS, MO 63143
P: 314.645.1132 F: 314.645.1173
PROJECT #18004375.03

ARCHITECT/ENGINEER OF RECORD

Romanyk Consulting
Focusing on what matters
Romanyk Consulting Corp. www.romanykconsulting.com
3308 Preston Road, Suite 350-164, Plano, Texas 75093

STAMP

REGISTERED COMMUNICATIONS DISTRIBUTION DESIGNER
Bicsi
DAVID LARSON
BICSI ID # 106098
Expires 12-31-25
RCDD

Office of Construction and Facilities Management

VA U.S. Department of Veterans Affairs

Drawing Title: BUILDING 97 FIRST FLOOR PLAN - TECHNOLOGY	Phase: FINAL BID DOCUMENTS	Project Title: EHRM INFRASTRUCTURE UPGRADES - MILWAUKEE, WI	Project Number: 695-21-700
			Building Number: 97
Approved:	Sprinklered: FULLY SPRINKLERED	Location: 5000 W. NATIONAL AVENUE MILWAUKEE, WI	Drawing Number: 97-TN101
		Issue Date: SEPTEMBER 05, 2025 / Checked: PHINIE / Drawn: MAIBEJ	

VA FORM 08 - 6231

Autodesk Docs://OCFM East - Milwaukee EHRM (R24)/T24_18004375.03_VA MilwEHRM_C.rvt

9/3/2025 3:56:53 PM

SHEET NOTES:

1. REMOVE ALL NETWORK CABLING TO POINTS OF TERMINATION IN ASSOCIATED TELECOM ROOMS. REFER TO FLOOR PLANS AND SHEET T1001 FOR TR ROOM LOCATIONS.
2. REFER TO ARCHITECTURAL PHASING PLANS FOR WHEN EXISTING CABLING IS ALLOWED TO BE DEMOLISHED.
3. FOR ALL EXISTING WIRELESS ACCESS POINTS AND SURVEILLANCE CAMERAS, DEVICES SHALL REMAIN. SCOPE OF WORK INCLUDES CABLE REPLACEMENT ONLY. COORDINATE WITH COR FOR ANY DOWNTIME OF DEVICES.
4. EXISTING LOCATIONS OF WORK AREA OUTLETS SHOWN ON THIS SHEET MAY NOT NECESSARILY BE IN THE EXACT LOCATION AS IDENTIFIED.

KEYNOTES: (#)

1. EXISTING BACKBONE CABLE ENTRY POINT, PROTECT IN PLACE. DEMOLISH EXISTING FIBER OPTIC CABLE TO POINTS OF TERMINATION AFTER REDUNDANT PATH IS INSTALLED AND OPERATIONAL. REFER TO PHASING PLAN FOR ADDITIONAL INFORMATION.

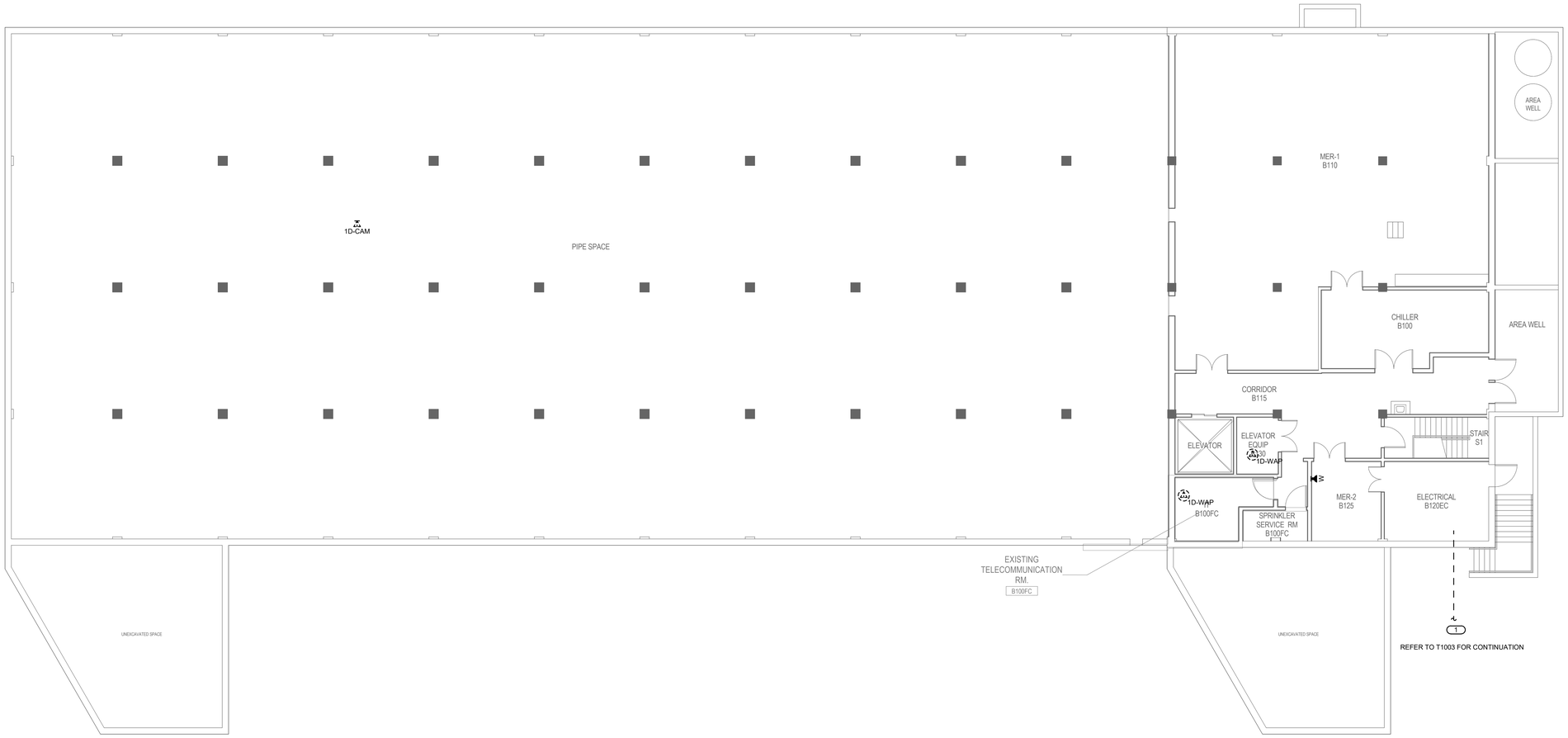

1 BUILDING 102 BASEMENT DEMOLITION PLAN - TECHNOLOGY

1/8" = 1'-0"

Revisions:	Date:
35% SCHEMATIC DESIGN SUBMISSION	5.17.21
65% DESIGN DEVELOPMENT SUBMISSION	6.15.21
65% DESIGN DEVELOPMENT RESUBMISSION	8.25.21

CONSULTANT

IMEG
The FUTURE. Built Smarter www.imegcorp.com
15 SUNNEN DRIVE
SUITE 104
ST. LOUIS, MO 63143
P: 314.645.1132 F: 314.645.1173
PROJECT #18004375.03

ARCHITECT/ENGINEER OF RECORD

Romanyk Consulting
Focusing on what matters
Romanyk Consulting Corp. www.romanykconsulting.com
3308 Preston Road, Suite 350-164, Plano, Texas 75093

STAMP

REGISTERED COMMUNICATIONS DISTRIBUTION DESIGNER
Bicsi
DAVID LARSON
BICSI ID # 106098
EXPIRES 12-31-25
RCDD

Office of Construction and Facilities Management
VA U.S. Department of Veterans Affairs

Drawing Title: BUILDING 102 BASEMENT DEMO PLAN - TECHNOLOGY	Phase: FINAL BID DOCUMENTS	Project Title: EHRM INFRASTRUCTURE UPGRADES - MILWAUKEE, WI	Project Number: 695-21-700
			Building Number: 102
Approved:	Sprinklered: FULLY SPRINKLERED	Location: 5000 W. NATIONAL AVENUE MILWAUKEE, WI	Drawing Number: 102-TD100
		Issue Date: SEPTEMBER 05, 2025 / Checked: PHINIE / Drawn: MAIBEJ	

VA FORM 08 - 6231

Autodesk Docs://OCFM East - Milwaukee EHRM (R24)/T24_18004375.03_VA MilwEHRM_C.rvt

9/3/2025 3:56:54 PM

SHEET NOTES:

1. REMOVE ALL NETWORK CABLING TO POINTS OF TERMINATION IN ASSOCIATED TELECOM ROOMS. REFER TO FLOOR PLANS AND SHEET T1001 FOR TR ROOM LOCATIONS.
2. REFER TO ARCHITECTURAL PHASING PLANS FOR WHEN EXISTING CABLING IS ALLOWED TO BE DEMOLISHED.
3. FOR ALL EXISTING WIRELESS ACCESS POINTS AND SURVEILLANCE CAMERAS, DEVICES SHALL REMAIN. SCOPE OF WORK INCLUDES CABLE REPLACEMENT ONLY. COORDINATE WITH COR FOR ANY DOWNTIME OF DEVICES.
4. EXISTING LOCATIONS OF WORK AREA OUTLETS SHOWN ON THIS SHEET MAY NOT NECESSARILY BE IN THE EXACT LOCATION AS IDENTIFIED.

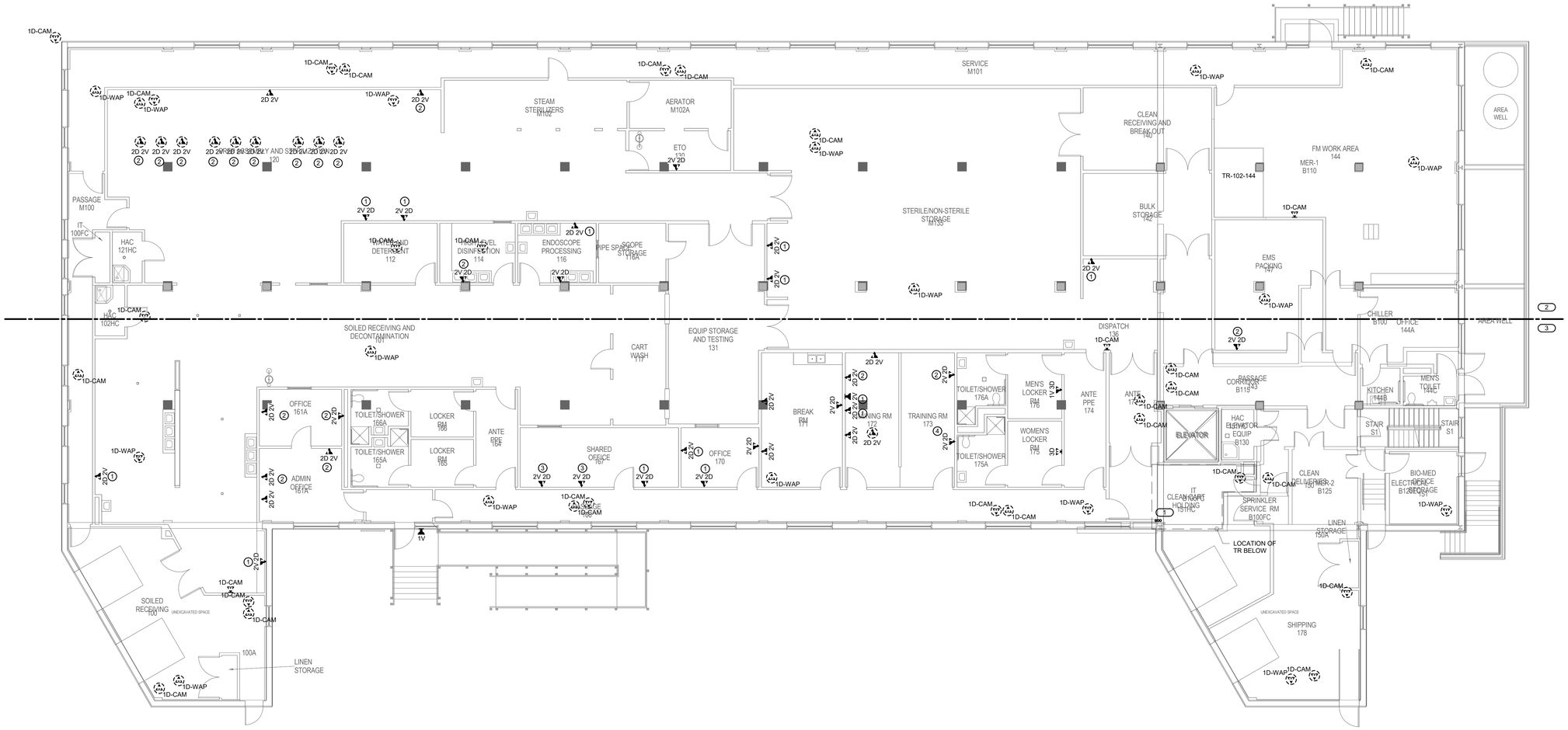

1 BUILDING 102 FIRST FLOOR DEMOLITION PLAN - TECHNOLOGY

1/8" = 1'-0"

35% SCHEMATIC DESIGN SUBMISSION	5.17.21
65% DESIGN DEVELOPMENT SUBMISSION	6.15.21
65% DESIGN DEVELOPMENT RESUBMISSION	8.25.21
Revisions:	Date:

CONSULTANT

IMEG
The FUTURE. Built Smarter. www.imegcorp.com
15 SUNNEN DRIVE
SUITE 104
ST. LOUIS, MO 63143
P: 314.645.1132 F: 314.645.1173
PROJECT #18004375.03

ARCHITECT/ENGINEER OF RECORD

Romanyk Consulting
Focusing on what matters
Romanyk Consulting Corp. www.romanykconsulting.com
3308 Preston Road, Suite 350-164, Plano, Texas 75093

STAMP

REGISTERED COMMUNICATIONS DISTRIBUTION DESIGNER
Bicsi
DAVID LARSON
BICSI ID # 106098
Expires 12-31-25
RCDD

Office of Construction and Facilities Management

VA U.S. Department of Veterans Affairs

Drawing Title: BUILDING 102 FIRST FLOOR DEMO PLAN - TECHNOLOGY

Approved:

Phase: FINAL BID DOCUMENTS

Sprinklered: FULLY SPRINKLERED

Project Title: EHRM INFRASTRUCTURE UPGRADES - MILWAUKEE, WI

Location: 5000 W. NATIONAL AVENUE MILWAUKEE, WI

Issue Date: SEPTEMBER 05, 2025 | Checked: PHINIE | Drawn: MAIBEJ

Project Number: 695-21-700

Building Number: 102

Drawing Number: 102-TD101

VA FORM 08 - 6231

Autodesk Docs://OCFM East - Milwaukee EHRM (R24)/T24_18004375.03_VA MilwEHRM_C.rvt

9/3/2025 3:56:55 PM

GENERAL NOTES:

1. REFER TO 1/TN400 FOR TECHNOLOGY ROUGH IN DETAIL.
2. ALL NETWORK CABLES ON THIS SHEET SHALL TERMINATE IN TR-102-B100FC. CONTRACTOR TO PROVIDE NEW J-HOOK ROUTES FOR ALL NEW CABLING. J-HOOK SIZE AND QUANTITY TO BE PER MANUFACTURER RECOMMENDATIONS.
3. REFER TO TN500-TN509 FOR RISER DIAGRAMS.
4. REFER TO SHEET TN402 FOR PENETRATION DETAILS.
5. THESE DRAWINGS MAKE THE BEST ATTEMPT TO IDENTIFY EXISTING DATA DROPS/WORK AREA OUTLETS. AS LONG AS THE TOTAL NEWLY INSTALLED DATA DROP COUNT DOES NOT VARY +/- 10% IDENTIFIED ON THESE DRAWINGS, THE CONTRACTOR'S SCOPE SHALL BE UNCHANGED.
6. NEW WORK AREA OUTLETS SHALL BE LOCATED IN EXISTING BOXES. WORK AREA OUTLETS SHOWN ON THIS SHEET MAY NOT BE IN THE EXACT LOCATION AS IDENTIFIED.
7. CONTRACTOR TO INCLUDE AN ALLOWANCE FOR 10% ADDITIONAL 2-PORTS CAT6A INFORMATION OUTLETS IN THEIR PROPOSAL FOR THIS SHEET. FUTURE INFORMATION OUTLET LOCATIONS WILL BE DETERMINED BY THE VA AT A LATER DATE.

KEYNOTES: #

1. TWO (2) NEW 4" CONDUITS TO NEW MANHOLE FOR REDUNDANT BACKBONE PATH. INSIDE OF BUILDING CRAWL SPACE, ROUTE CONDUITS EXPOSED TO NEW TR.
2. EXISTING BACKBONE ENTRY POINT, PROTECT IN PLACE. DEMOLISH EXISTING FIBER OPTIC CABLE TO POINTS OF TERMINATION AFTER REDUNDANT PATH IS INSTALLED AND OPERATIONAL. REFER TO ARCHITECTURAL PHASING PLAN FOR ADDITIONAL INFORMATION. CONDUIT ENTERS ON LOWER LEVEL.



1 BUILDING 102 BASEMENT PLAN - TECHNOLOGY

1/8" = 1'-0"

TRUE NORTH
PLAN NORTH

35% SCHEMATIC DESIGN SUBMISSION	5.17.21
65% DESIGN DEVELOPMENT SUBMISSION	6.15.21
65% DESIGN DEVELOPMENT RESUBMISSION	8.25.21
Revisions:	Date:

CONSULTANT

IMEG
The FUTURE. Built Smarter www.imegcorp.com
15 SUNNEN DRIVE
SUITE 104
ST. LOUIS, MO 63143
P: 314.645.1132 F: 314.645.1173
PROJECT #18004375.03

ARCHITECT/ENGINEER OF RECORD

Romanyk Consulting
Focusing on what matters
Romanyk Consulting Corp. www.romanykconsulting.com
3308 Preston Road, Suite 350-164, Plano, Texas 75093

STAMP

REGISTERED COMMUNICATIONS DISTRIBUTION DESIGNER
Bicsi
DAVID LARSON
BICSI ID # 106098
EXPIRES 12-31-25
RCDD

Office of Construction and Facilities Management
VA U.S. Department of Veterans Affairs

Drawing Title: BUILDING 102 BASEMENT PLAN - TECHNOLOGY
Approved:
Phase: FINAL BID DOCUMENTS
Sprinklered: FULLY SPRINKLERED
Project Title: EHRM INFRASTRUCTURE UPGRADES - MILWAUKEE, WI
Location: 5000 W. NATIONAL AVENUE MILWAUKEE, WI
Issue Date: SEPTEMBER 05, 2025
Checked: PHINIE
Drawn: MAIBEJ
Project Number: 695-21-700
Building Number: 102
Drawing Number: 102-TN100

VA FORM 08 - 6231

Autodesk Docs://OCFM East - Milwaukee EHRM (R24)/T24_18004375.03_VA MilwEHRM_C.rvt
9/3/2025 3:56:56 PM

GENERAL NOTES:

1. REFER TO 1/TN400 FOR TECHNOLOGY ROUGH IN DETAIL.
2. ALL NETWORK CABLES ON THIS SHEET SHALL TERMINATE IN TR-102-144. CONTRACTOR TO PROVIDE NEW J-HOOK ROUTES FOR ALL NEW CABLING. J-HOOK SIZE AND QUANTITY TO BE PER MANUFACTURER RECOMMENDATIONS.
3. REFER TO TN500-TN509 FOR RISER DIAGRAMS.
4. REFER TO SHEET TN402 FOR PENETRATION DETAILS.
5. THESE DRAWINGS MAKE THE BEST ATTEMPT TO IDENTIFY EXISTING DATA DROPS/WORK AREA OUTLETS. AS LONG AS THE TOTAL NEWLY INSTALLED DATA DROP COUNT DOES NOT VARY +/- 10% IDENTIFIED ON THESE DRAWINGS, THE CONTRACTOR'S SCOPE SHALL BE UNCHANGED.
6. NEW WORK AREA OUTLETS SHALL BE LOCATED IN EXISTING BOXES. WORK AREA OUTLETS SHOWN ON THIS SHEET MAY NOT BE IN THE EXACT LOCATION AS IDENTIFIED.
7. ALL HORIZONTAL CABLING IN BUILDING 102 SHALL BE OVERALL SHIELDED.
8. CONTRACTOR TO INCLUDE AN ALLOWANCE FOR 10% ADDITIONAL 2-PORTS CAT6A INFORMATION OUTLETS IN THEIR PROPOSAL FOR THIS SHEET. FUTURE INFORMATION OUTLET LOCATIONS WILL BE DETERMINED BY THE VA AT A LATER DATE.

KEYNOTES: #

1. THREE (3) 4" CONDUITS THROUGH FLOOR BELOW TO TR-102-B100FC. EXTEND CONDUITS 10' AFF ON THIS LEVEL, WITH BUSHING ON END OF THE CONDUIT.
2. TERMINATE TECHNOLOGY CABLING ON THIS SIDE OF THE LINE TO TR-102-144.
3. TERMINATE TECHNOLOGY CABLES ON THIS SIDE OF THE LINE TO TR-102-B100FC.

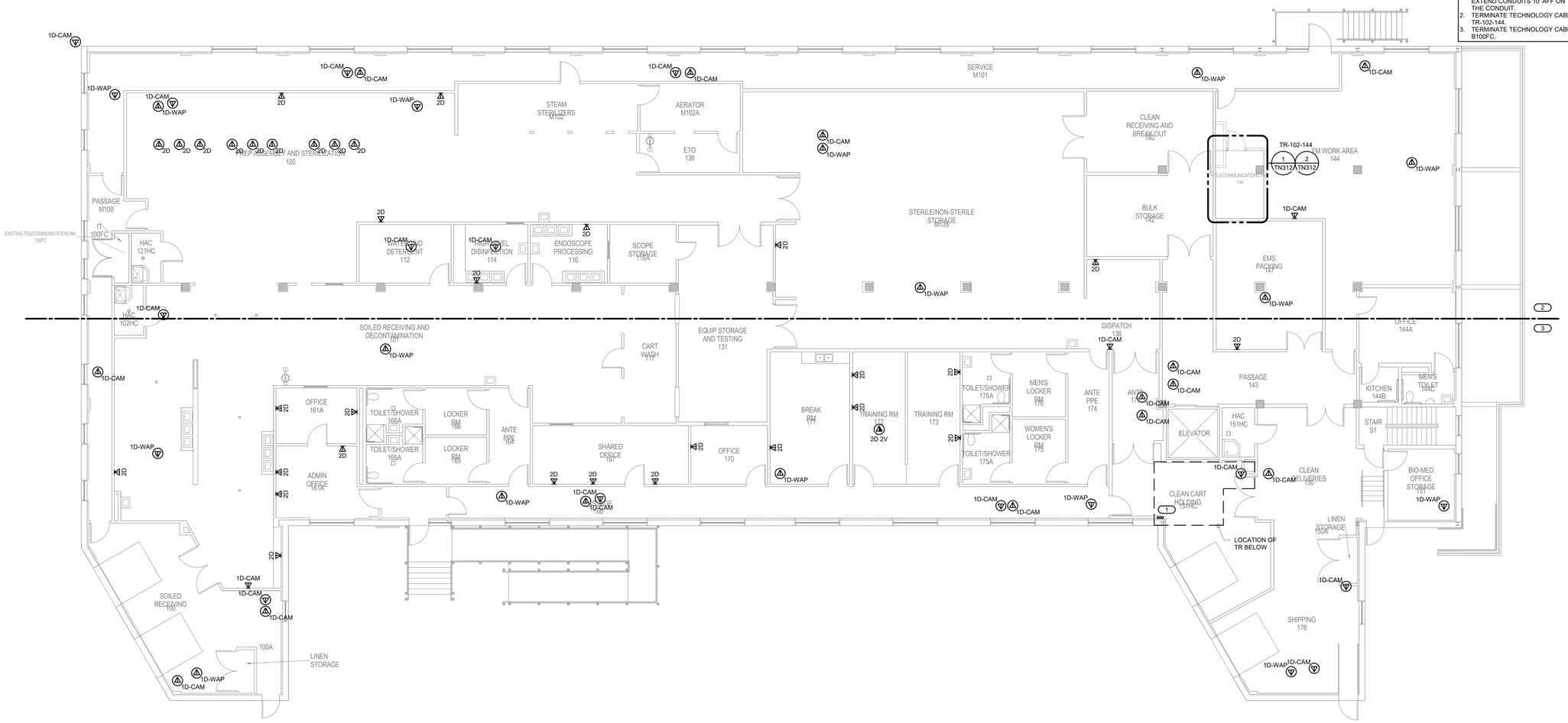

1 BUILDING 102 FIRST FLOOR PLAN - TECHNOLOGY

1/8" = 1'-0"

TRUE NORTH
PLAN NORTH

Revisions:	Date:
35% SCHEMATIC DESIGN SUBMISSION	5.17.21
65% DESIGN DEVELOPMENT SUBMISSION	6.15.21
65% DESIGN DEVELOPMENT RESUBMISSION	8.25.21

CONSULTANT

IMEG
The FUTURE. Built Smarter. www.imegcorp.com
15 SUNNEN DRIVE
SUITE 104
ST. LOUIS, MO 63143
P: 314.645.1132 F: 314.645.1173
PROJECT #18004375.03

ARCHITECT/ENGINEER OF RECORD

Romanyk Consulting
Focusing on what matters
Romanyk Consulting Corp. www.romanykconsulting.com
3308 Preston Road, Suite 350-164, Plano, Texas 75093

STAMP

REGISTERED COMMUNICATIONS DISTRIBUTION DESIGNER
Bicsi
DAVID LARSON
BICSI ID # 105098
Expires 12-31-25
RCDD

Office of Construction and Facilities Management

VA U.S. Department of Veterans Affairs

Drawing Title: BUILDING 102 FIRST FLOOR PLAN - TECHNOLOGY	Phase: FINAL BID DOCUMENTS	Project Title: EHRM INFRASTRUCTURE UPGRADES - MILWAUKEE, WI	Project Number: 695-21-700
			Building Number: 102
Approved:	Sprinklered: FULLY SPRINKLERED	Location: 5000 W. NATIONAL AVENUE MILWAUKEE, WI	Drawing Number: 102-TN101
		Issue Date: SEPTEMBER 05, 2025 / Checked: PHINIE / Drawn: MAIBEJ	

VA FORM 08 - 6231

9/3/2025 3:56:57 PM

Autodesk Docs://OCFM East - Milwaukee EHRM (R24)/T24_18004375.03_VA MilwEHRM_C.rvt

SHEET NOTES:

1. REMOVE ALL NETWORK CABLING TO POINTS OF TERMINATION IN ASSOCIATED TELECOM ROOMS. REFER TO FLOOR PLANS AND SHEET T1001 FOR TR ROOM LOCATIONS.
2. REFER TO ARCHITECTURAL PHASING PLANS FOR WHEN EXISTING CABLING IS ALLOWED TO BE DEMOLISHED.
3. FOR ALL EXISTING WIRELESS ACCESS POINTS AND SURVEILLANCE CAMERAS, DEVICES SHALL REMAIN. SCOPE OF WORK INCLUDES CABLE REPLACEMENT ONLY. COORDINATE WITH COR FOR ANY DOWNTIME OF DEVICES.
4. EXISTING LOCATIONS OF WORK AREA OUTLETS SHOWN ON THIS SHEET MAY NOT NECESSARILY BE IN THE EXACT LOCATION AS IDENTIFIED.

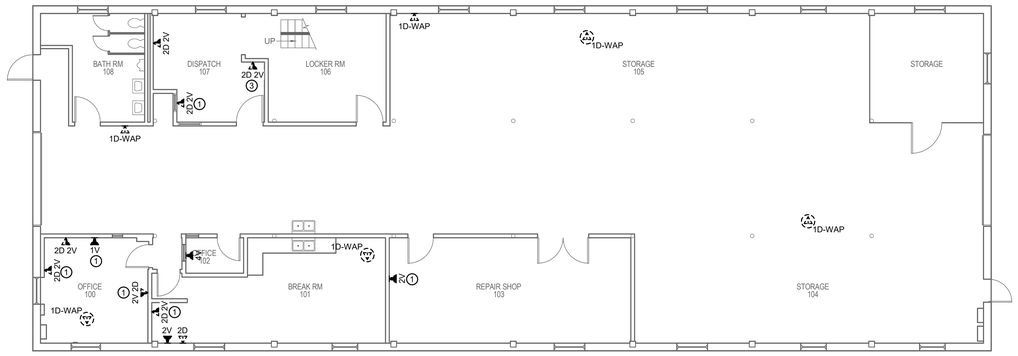

1 BUILDING 107 FIRST FLOOR DEMOLITION PLAN - TECHNOLOGY

1/8" = 1'-0"

TRUE NORTH
PLAN NORTH

Revisions:	Date:
35% SCHEMATIC DESIGN SUBMISSION	5.17.21
65% DESIGN DEVELOPMENT SUBMISSION	6.15.21
65% DESIGN DEVELOPMENT RESUBMISSION	8.25.21

CONSULTANT

IMEG
The FUTURE. Built Smarter. www.imegcorp.com
15 SUNNEN DRIVE
SUITE 104
ST. LOUIS, MO 63143
P: 314.645.1132 F: 314.645.1173
PROJECT #18004375.03

ARCHITECT/ENGINEER OF RECORD

Romanyk Consulting
Focusing on what matters
Romanyk Consulting Corp. www.romanykconsulting.com
3308 Preston Road, Suite 350-164, Plano, Texas 75093

STAMP

REGISTERED COMMUNICATIONS DISTRIBUTION DESIGNER
Bicsi
DAVID LARSON
BICSI ID # 105098
Expires 12-31-25
RCDD

Office of Construction and Facilities Management

VA U.S. Department of Veterans Affairs

Drawing Title
BUILDING 107 FIRST FLOOR DEMO PLAN - TECHNOLOGY

Approved:

Phase
FINAL BID DOCUMENTS

Sprinklered
FULLY SPRINKLERED

Project Title
EHRM INFRASTRUCTURE UPGRADES - MILWAUKEE, WI

Location
5000 W. NATIONAL AVENUE MILWAUKEE, WI

Issue Date SEPTEMBER 05, 2025
Checked PHINIE
Drawn MAIBEJ

Project Number 695-21-700
Building Number 107
Drawing Number 107-TD101

VA FORM 08 - 6231

Autodesk Docs://OCFM East - Milwaukee EHRM (R24)/T24_18004375.03_VA MilwEHRM_C.rvt
9/3/2025 3:56:58 PM

SHEET NOTES:

1. REMOVE ALL NETWORK CABLING TO POINTS OF TERMINATION IN ASSOCIATED TELECOM ROOMS. REFER TO FLOOR PLANS AND SHEET T1001 FOR TR ROOM LOCATIONS.
2. REFER TO ARCHITECTURAL PHASING PLANS FOR WHEN EXISTING CABLING IS ALLOWED TO BE DEMOLISHED.
3. FOR ALL EXISTING WIRELESS ACCESS POINTS AND SURVEILLANCE CAMERAS, DEVICES SHALL REMAIN. SCOPE OF WORK INCLUDES CABLE REPLACEMENT ONLY. COORDINATE WITH COR FOR ANY DOWNTIME OF DEVICES.
4. EXISTING LOCATIONS OF WORK AREA OUTLETS SHOWN ON THIS SHEET MAY NOT NECESSARILY BE IN THE EXACT LOCATION AS IDENTIFIED.

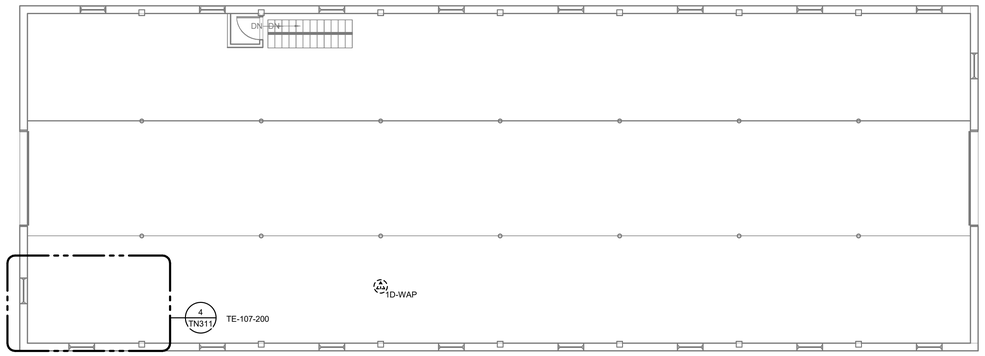

1 BUILDING 107 MEZZANINE FLOOR DEMOLITION PLAN - TECHNOLOGY

1/8" = 1'-0"

TRUE NORTH
PLAN NORTH

35% SCHEMATIC DESIGN SUBMISSION	5.17.21
65% DESIGN DEVELOPMENT SUBMISSION	6.15.21
65% DESIGN DEVELOPMENT RESUBMISSION	8.25.21
Revisions:	Date:

CONSULTANT

IMEG
The FUTURE. Built Smarter. www.imegcorp.com
15 SUNNEN DRIVE
SUITE 104
ST. LOUIS, MO 63143
P: 314.645.1132 F: 314.645.1173
PROJECT #18004375.03

ARCHITECT/ENGINEER OF RECORD

Romanyk Consulting
Focusing on what matters
Romanyk Consulting Corp. www.romanykconsulting.com
3308 Preston Road, Suite 350-164, Plano, Texas 75093

STAMP

REGISTERED COMMUNICATIONS DISTRIBUTION DESIGNER
Bicsi
DAVID LARSON
BICSI ID # 105098
Expires 12-31-25
RCDD

Office of Construction and Facilities Management

VA U.S. Department of Veterans Affairs

Drawing Title: BUILDING 107 MEZZANINE FLOOR DEMO PLAN - TECHNOLOGY	Phase: FINAL BID DOCUMENTS	Project Title: EHRM INFRASTRUCTURE UPGRADES - MILWAUKEE, WI	Project Number: 695-21-700
			Building Number: 107
Approved:	Sprinklered: FULLY SPRINKLERED	Location: 5000 W. NATIONAL AVENUE MILWAUKEE, WI	Drawing Number: 107-TD102
		Issue Date: SEPTEMBER 05, 2025 / Checked: PHINIE / Drawn: MAIBEJ	

VA FORM 08 - 6231

Autodesk Docs://OCFM East - Milwaukee EHRM (R24)/T24_18004375.03_VA MilwEHRM_C.rvt
9/3/2025 3:56:59 PM

Graphic Scale: 1/16" = 1'-0"
Graphic Scale: 1/8" = 1'-0"
Graphic Scale: 3/32" = 1'-0"
Graphic Scale: 1/4" = 1'-0"
Graphic Scale: 3/8" = 1'-0"
Graphic Scale: 1/2" = 1'-0"
Graphic Scale: 3/4" = 1'-0"
Graphic Scale: 1" = 1'-0"
Graphic Scale: 1 1/2" = 1'-0"

GENERAL NOTES:

1. REFER TO 1/TN400 FOR TECHNOLOGY ROUGH IN DETAIL.
2. ALL NETWORK CABLES ON THIS SHEET SHALL TERMINATE IN TE-107-200.
3. CONTRACTOR TO PROVIDE NEW J-HOOK ROUTES FOR ALL NEW CABLING. J-HOOK SIZE AND QUANTITY TO BE PER MANUFACTURER RECOMMENDATIONS.
4. REFER TO TN500-TN509 FOR RISER DIAGRAMS.
5. REFER TO SHEET TN402 FOR PENETRATION DETAILS.
6. THESE DRAWINGS MAKE THE BEST ATTEMPT TO IDENTIFY EXISTING DATA DROPS/WORK AREA OUTLETS. AS LONG AS THE TOTAL NEWLY INSTALLED DATA DROP COUNT DOES NOT VARY +/- 10% IDENTIFIED ON THESE DRAWINGS, THE CONTRACTOR'S SCOPE SHALL BE UNCHANGED.
7. NEW WORK AREA OUTLETS SHALL BE LOCATED IN EXISTING BOXES. WORK AREA OUTLETS SHOWN ON THIS SHEET MAY NOT BE IN THE EXACT LOCATION AS IDENTIFIED.
8. CONTRACTOR TO INCLUDE AN ALLOWANCE FOR 10% ADDITIONAL 2-PORTS CATEA INFORMATION OUTLETS IN THEIR PROPOSAL FOR THIS SHEET. FUTURE INFORMATION OUTLET LOCATIONS WILL BE DETERMINED BY THE VA AT A LATER DATE.

KEYNOTES: (#)

1. EXISTING BACKBONE ENTRY POINT, PROTECT IN PLACE. DEMOLISH EXISTING FIBER OPTIC CABLE TO POINTS OF TERMINATION AFTER REDUNDANT PATH IS INSTALLED AND OPERATIONAL. REFER TO ARCHITECTURAL PHASING PLAN FOR ADDITIONAL INFORMATION. CONDUIT ENTERS ON LOWER LEVEL.

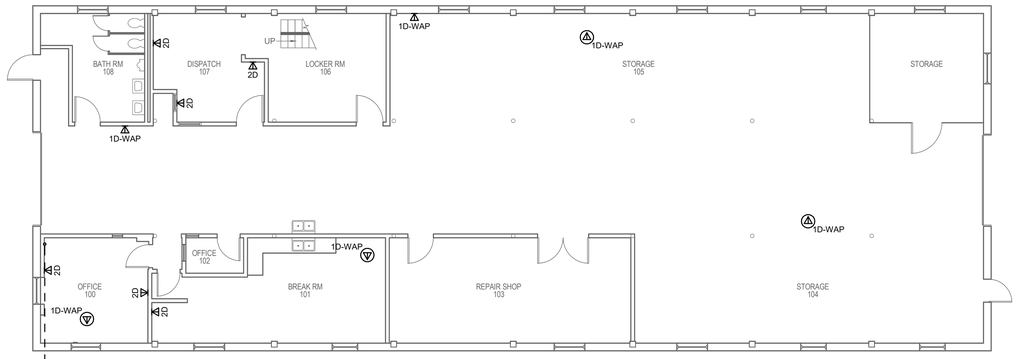

REFER TO T1003 FOR CONTINUATION

1 BUILDING 107 FIRST FLOOR PLAN - TECHNOLOGY

1/8" = 1'-0"

TRUE NORTH
PLAN NORTH

Revisions:	Date:
35% SCHEMATIC DESIGN SUBMISSION	5.17.21
65% DESIGN DEVELOPMENT SUBMISSION	6.15.21
65% DESIGN DEVELOPMENT RESUBMISSION	8.25.21

CONSULTANT

IMEG
The FUTURE. Built Smarter. www.imegcorp.com
15 SUNNEN DRIVE
SUITE 104
ST. LOUIS, MO 63143
P: 314.645.1132 F: 314.645.1173
PROJECT #18004375.03

ARCHITECT/ENGINEER OF RECORD

Romanyk Consulting
Focusing on what matters
Romanyk Consulting Corp. www.romanykconsulting.com
3308 Preston Road, Suite 350-164, Plano, Texas 75093

STAMP

REGISTERED COMMUNICATIONS DISTRIBUTION DESIGNER
Bicsi
DAVID LARSON
BICSI ID # 105098
Expires 12-31-25
RCDD

Office of Construction and Facilities Management

VA U.S. Department of Veterans Affairs

Drawing Title: BUILDING 107 FIRST FLOOR PLAN - TECHNOLOGY

Approved:

Phase: FINAL BID DOCUMENTS

Sprinklered: FULLY SPRINKLERED

Project Title: EHRM INFRASTRUCTURE UPGRADES - MILWAUKEE, WI

Location: 5000 W. NATIONAL AVENUE MILWAUKEE, WI

Issue Date: SEPTEMBER 05, 2025 | Checked: PHINIE | Drawn: MAIBEJ

Project Number: 695-21-700

Building Number: 107

Drawing Number: 107-TN101

VA FORM 08 - 6231

Autodesk Docs://OCFM East - Milwaukee EHRM (R24)/T24_18004375.03_VA MilwEHRM_C.rvt

9/3/2025 3:57:00 PM

GENERAL NOTES:

1. REFER TO SHEET TN402 FOR PENETRATION DETAILS.
2. THESE DRAWINGS MAKE THE BEST ATTEMPT TO IDENTIFY EXISTING DATA DROPS/WORK AREA OUTLETS. AS LONG AS THE TOTAL NEWLY INSTALLED DATA DROP COUNT DOES NOT VARY +/- 10% IDENTIFIED ON THESE DRAWINGS, THE CONTRACTOR'S SCOPE SHALL BE UNCHANGED.
3. NEW WORK AREA OUTLETS SHALL BE LOCATED IN EXISTING BOXES. WORK AREA OUTLETS SHOWN ON THIS SHEET MAY NOT BE IN THE EXACT LOCATION AS IDENTIFIED.
4. CONTRACTOR TO INCLUDE AN ALLOWANCE FOR 10% ADDITIONAL 2-PORTS CAT6A INFORMATION OUTLETS IN THEIR PROPOSAL FOR THIS SHEET. FUTURE INFORMATION OUTLET LOCATIONS WILL BE DETERMINED BY THE VA AT A LATER DATE.

KEYNOTES: (#)

1. REFER TO SHEET 107-T201 FOR SECONDARY BACKBONE CABLING ENTRANCE.
2. JCI PACS PANEL LOCATION. GC TO COORDINATE EXACT LOCATION AND HEIGHT WITH COR TO RE-CONNECT TO SWITCH/RACK TE IN SAME ROOM WITH CAT6A CABLE AS NECESSARY.

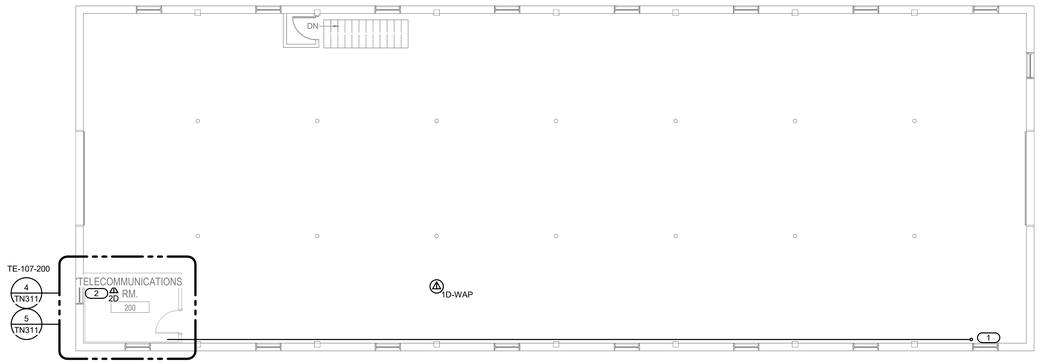

1 **BUILDING 107 MEZZANINE FLOOR PLAN - TECHNOLOGY**
1/8" = 1'-0"

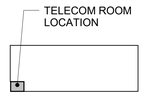

KEY PLAN - BLDG 107
NTS

Revisions:	Date:
35% SCHEMATIC DESIGN SUBMISSION	5.17.21
65% DESIGN DEVELOPMENT SUBMISSION	6.15.21
65% DESIGN DEVELOPMENT RESUBMISSION	8.25.21

CONSULTANT

IMEG
The FUTURE. Built Smarter. www.imegcorp.com
15 SUNNEN DRIVE
SUITE 104
ST. LOUIS, MO 63143
P: 314.645.1132 F: 314.645.1173
PROJECT #18004375.03

ARCHITECT/ENGINEER OF RECORD

Romanyk Consulting
Focusing on what matters
Romanyk Consulting Corp. www.romanykconsulting.com
3308 Preston Road, Suite 350-164, Plano, Texas 75093

STAMP

REGISTERED COMMUNICATIONS DISTRIBUTION DESIGNER
Bicsi
DAVID LARSON
BICSI ID # 105098
Expires 12-31-25
RCDD

Office of Construction and Facilities Management

VA U.S. Department of Veterans Affairs

Drawing Title
BUILDING 107 MEZZANINE FLOOR PLAN - TECHNOLOGY

Approved:

Phase
FINAL BID DOCUMENTS

Sprinklered
FULLY SPRINKLERED

Project Title
EHRM INFRASTRUCTURE UPGRADES - MILWAUKEE, WI

Location
5000 W. NATIONAL AVENUE MILWAUKEE, WI

Issue Date SEPTEMBER 05, 2025
Checked PHINIE
Drawn MAIBEJ

Project Number 695-21-700
Building Number 107
Drawing Number 107-TN102

VA FORM 08 - 6231

Autodesk Docs://OCFM East - Milwaukee EHRM (R24)/T24_18004375.03_VA MilwEHRM_C.rvt
9/3/2025 3:57:01 PM

SHEET NOTES:

1. REMOVE ALL NETWORK CABLING TO POINTS OF TERMINATION IN ASSOCIATED TELECOM ROOMS. REFER TO FLOOR PLANS AND SHEET T1001 FOR TR ROOM LOCATIONS.
2. REFER TO ARCHITECTURAL PHASING PLANS FOR WHEN EXISTING CABLING IS ALLOWED TO BE DEMOLISHED.
3. FOR ALL EXISTING WIRELESS ACCESS POINTS AND SURVEILLANCE CAMERAS, DEVICES SHALL REMAIN. SCOPE OF WORK INCLUDES CABLE REPLACEMENT ONLY. COORDINATE WITH COR FOR ANY DOWNTIME OF DEVICES.
4. EXISTING LOCATIONS OF WORK AREA OUTLETS SHOWN ON THIS SHEET MAY NOT NECESSARILY BE IN THE EXACT LOCATION AS IDENTIFIED.

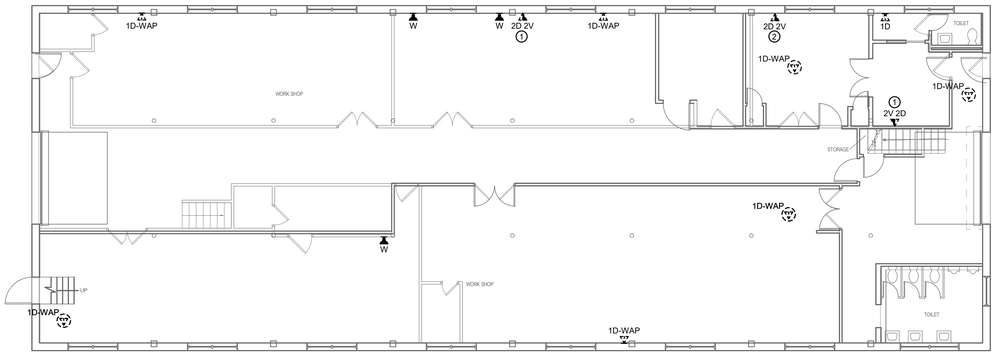

1 BUILDING 108 FIRST FLOOR DEMOLITION PLAN - TECHNOLOGY

1/8" = 1'-0"

TRUE NORTH
PLAN NORTH

Revisions:	Date:
35% SCHEMATIC DESIGN SUBMISSION	5.17.21
65% DESIGN DEVELOPMENT SUBMISSION	6.15.21
65% DESIGN DEVELOPMENT RESUBMISSION	8.25.21

CONSULTANT

IMEG
The FUTURE. Built Smarter. www.imegcorp.com
15 SUNNEN DRIVE
SUITE 104
ST. LOUIS, MO 63143
P: 314.645.1132 F: 314.645.1173
PROJECT #18004375.03

ARCHITECT/ENGINEER OF RECORD

Romanyk Consulting
Focusing on what matters
Romanyk Consulting Corp. www.romanykconsulting.com
3308 Preston Road, Suite 350-164, Plano, Texas 75093

STAMP

REGISTERED COMMUNICATIONS DISTRIBUTION DESIGNER
Bicsi
DAVID LARSON
BICSI ID # 105098
Expires 12-31-25
RCDD

Office of Construction and Facilities Management

VA U.S. Department of Veterans Affairs

Drawing Title
BUILDING 108 FIRST FLOOR DEMO PLAN - TECHNOLOGY

Approved:

Phase
FINAL BID DOCUMENTS

Sprinklered
FULLY SPRINKLERED

Project Title
EHRM INFRASTRUCTURE UPGRADES - MILWAUKEE, WI

Location
5000 W. NATIONAL AVENUE MILWAUKEE, WI

Issue Date SEPTEMBER 05, 2025
Checked PHINIE
Drawn MAIBEJ

Project Number 695-21-700
Building Number 108
Drawing Number 108-TD101

VA FORM 08 - 6231

Autodesk Docs://OCFM East - Milwaukee EHRM (R24)/T24_18004375.03_VA MilwEHRM_C.rvt
9/3/2025 3:57:01 PM

SHEET NOTES:

1. REMOVE ALL NETWORK CABLING TO POINTS OF TERMINATION IN ASSOCIATED TELECOM ROOMS. REFER TO FLOOR PLANS AND SHEET T1001 FOR TR ROOM LOCATIONS.
2. REFER TO ARCHITECTURAL PHASING PLANS FOR WHEN EXISTING CABLING IS ALLOWED TO BE DEMOLISHED.
3. FOR ALL EXISTING WIRELESS ACCESS POINTS AND SURVEILLANCE CAMERAS, DEVICES SHALL REMAIN. SCOPE OF WORK INCLUDES CABLE REPLACEMENT ONLY. COORDINATE WITH COR FOR ANY DOWNTIME OF DEVICES.
4. EXISTING LOCATIONS OF WORK AREA OUTLETS SHOWN ON THIS SHEET MAY NOT NECESSARILY BE IN THE EXACT LOCATION AS IDENTIFIED.

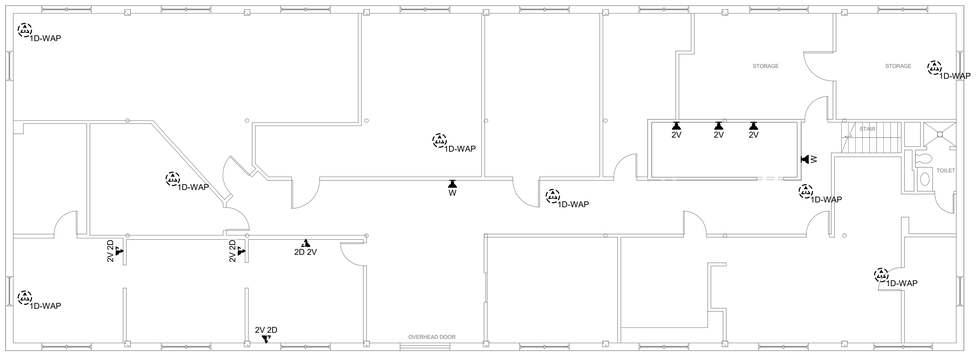

1 BUILDING 108 SECOND FLOOR DEMOLITION PLAN - TECHNOLOGY

1/8" = 1'-0"

TRUE NORTH
PLAN NORTH

Revisions:	Date:
35% SCHEMATIC DESIGN SUBMISSION	5.17.21
65% DESIGN DEVELOPMENT SUBMISSION	6.15.21
65% DESIGN DEVELOPMENT RESUBMISSION	8.25.21

CONSULTANT

IMEG
The FUTURE. Built Smarter. www.imegcorp.com
15 SUNNEN DRIVE
SUITE 104
ST. LOUIS, MO 63143
P: 314.645.1132 F: 314.645.1173
PROJECT #18004375.03

ARCHITECT/ENGINEER OF RECORD

Romanyk Consulting
Focusing on what matters
Romanyk Consulting Corp. www.romanykconsulting.com
3308 Preston Road, Suite 350-164, Plano, Texas 75093

STAMP

REGISTERED COMMUNICATIONS DISTRIBUTION DESIGNER
Bicsi
DAVID LARSON
BICSI ID # 105098
Expires 12-31-25
RCDD

Office of Construction and Facilities Management

VA U.S. Department of Veterans Affairs

Drawing Title
BUILDING 108 SECOND FLOOR DEMO PLAN - TECHNOLOGY

Approved:

Phase
FINAL BID DOCUMENTS

Sprinklered
FULLY SPRINKLERED

Project Title
EHRM INFRASTRUCTURE UPGRADES - MILWAUKEE, WI

Location
5000 W. NATIONAL AVENUE MILWAUKEE, WI

Issue Date SEPTEMBER 05, 2025
Checked PHINIE
Drawn MAIBEJ

Project Number 695-21-700
Building Number 108
Drawing Number 108-TD102

VA FORM 08 - 6231

Autodesk Docs://OCFM East - Milwaukee EHRM (R24)/T24_18004375.03_VA MilwEHRM_C.rvt
9/3/2025 3:57:02 PM

GENERAL NOTES:

1. REFER TO 1/TN400 FOR TECHNOLOGY ROUGH IN DETAIL.
2. ALL NETWORK CABLES ON THIS SHEET SHALL TERMINATE IN TE-108-200.
3. CONTRACTOR TO PROVIDE NEW J-HOOK ROUTES FOR ALL NEW CABLING. J-HOOK SIZE AND QUANTITY TO BE PER MANUFACTURER RECOMMENDATIONS.
4. REFER TO TN500-TN509 FOR RISER DIAGRAMS.
5. REFER TO SHEET TN402 FOR PENETRATION DETAILS.
6. THESE DRAWINGS MAKE THE BEST ATTEMPT TO IDENTIFY EXISTING DATA DROPS/WORK AREA OUTLETS. AS LONG AS THE TOTAL NEWLY INSTALLED DATA DROP COUNT DOES NOT VARY +/- 10% IDENTIFIED ON THESE DRAWINGS, THE CONTRACTOR'S SCOPE SHALL BE UNCHANGED.
7. NEW WORK AREA OUTLETS SHALL BE LOCATED IN EXISTING BOXES. WORK AREA OUTLETS SHOWN ON THIS SHEET MAY NOT BE IN THE EXACT LOCATION AS IDENTIFIED.
8. CONTRACTOR TO INCLUDE AN ALLOWANCE FOR 10% ADDITIONAL 2-PORTS CAT6A INFORMATION OUTLETS IN THEIR PROPOSAL FOR THIS SHEET. FUTURE INFORMATION OUTLET LOCATIONS WILL BE DETERMINED BY THE VA AT A LATER DATE.
9. JCI PACS PANEL LOCATION. GC TO COORDINATE EXACT LOCATION AND HEIGHT WITH COR TO RE-CONNECT TO SWITCH/RACK TE IN SAME ROOM WITH CAT6A CABLE AS NECESSARY.

KEYNOTES: (#)

1. EXISTING BACKBONE ENTRY POINT, PROTECT IN PLACE. DEMOLISH EXISTING FIBER OPTIC CABLE TO POINTS OF TERMINATION AFTER REDUNDANT PATH IS INSTALLED AND OPERATIONAL. REFER TO ARCHITECTURAL PHASING PLAN FOR ADDITIONAL INFORMATION. CONDUIT ENTERS ON LOWER LEVEL.

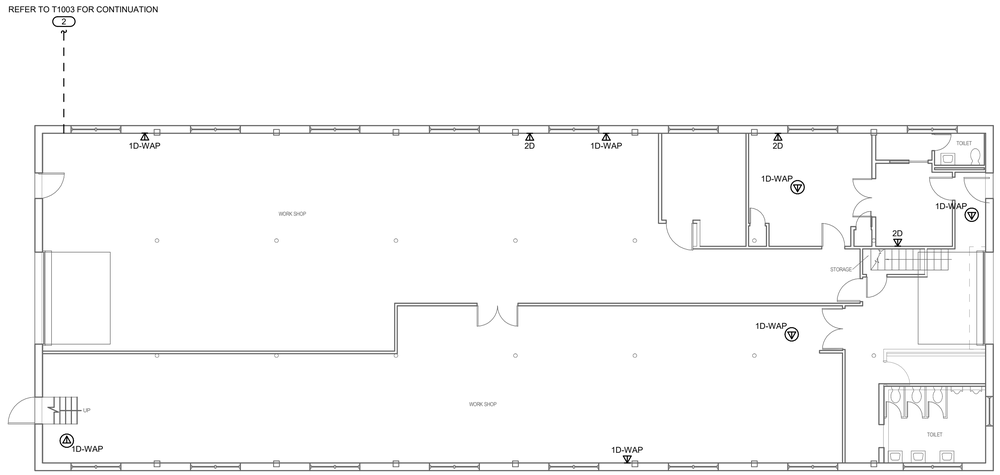

1 BUILDING 108 FIRST FLOOR PLAN - TECHNOLOGY

1/8" = 1'-0"

TRUE NORTH
PLAN NORTH

35% SCHEMATIC DESIGN SUBMISSION	5.17.21
65% DESIGN DEVELOPMENT SUBMISSION	6.15.21
65% DESIGN DEVELOPMENT RESUBMISSION	8.25.21
Revisions:	Date:

CONSULTANT

IMEG
The FUTURE. Built Smarter. www.imegcorp.com
15 SUNNEN DRIVE
SUITE 104
ST. LOUIS, MO 63143
P: 314.645.1132 F: 314.645.1173
PROJECT #18004375.03

ARCHITECT/ENGINEER OF RECORD

Romanyk Consulting
Focusing on what matters
Romanyk Consulting Corp. www.romanykconsulting.com
3308 Preston Road, Suite 350-164, Plano, Texas 75093

STAMP

REGISTERED COMMUNICATIONS DISTRIBUTION DESIGNER
Bicsi
DAVID LARSON
BICSI ID # 105098
Expires 12-31-25
RCDD

Office of Construction and Facilities Management

VA U.S. Department of Veterans Affairs

Drawing Title: BUILDING 108 FIRST FLOOR PLAN - TECHNOLOGY

Approved:

Phase: FINAL BID DOCUMENTS

Sprinklered: FULLY SPRINKLERED

Project Title: EHRM INFRASTRUCTURE UPGRADES - MILWAUKEE, WI

Location: 5000 W. NATIONAL AVENUE MILWAUKEE, WI

Issue Date: SEPTEMBER 05, 2025 | Checked: PHINIE | Drawn: MAIBEJ

Project Number: 695-21-700

Building Number: 108

Drawing Number: 108-TN101

VA FORM 08 - 6231

Autodesk Docs://OCFM East - Milwaukee EHRM (R24)/T24_18004375.03_VA MilwEHRM_C.rvt

9/3/2025 3:57:03 PM

GENERAL NOTES:

1. REFER TO 1/TN400 FOR TECHNOLOGY ROUGH IN DETAIL.
2. ALL NETWORK CABLES ON THIS SHEET SHALL TERMINATE IN TE-108-200.
3. CONTRACTOR TO PROVIDE NEW J-HOOK ROUTES FOR ALL NEW CABLING. J-HOOK SIZE AND QUANTITY TO BE PER MANUFACTURER RECOMMENDATIONS.
4. REFER TO TN500-TN509 FOR RISER DIAGRAMS.
5. REFER TO SHEET TN402 FOR PENETRATION DETAILS.
6. THESE DRAWINGS MAKE THE BEST ATTEMPT TO IDENTIFY EXISTING DATA DROPS/WORK AREA OUTLETS. AS LONG AS THE TOTAL NEWLY INSTALLED DATA DROP COUNT DOES NOT VARY +/- 10% IDENTIFIED ON THESE DRAWINGS, THE CONTRACTOR'S SCOPE SHALL BE UNCHANGED.
7. NEW WORK AREA OUTLETS SHALL BE LOCATED IN EXISTING BOXES. WORK AREA OUTLETS SHOWN ON THIS SHEET MAY NOT BE IN THE EXACT LOCATION AS IDENTIFIED.
8. CONTRACTOR TO INCLUDE AN ALLOWANCE FOR 10% ADDITIONAL 2-PORTS CAT6A INFORMATION OUTLETS IN THEIR PROPOSAL FOR THIS SHEET. FUTURE INFORMATION OUTLET LOCATIONS WILL BE DETERMINED BY THE VA AT A LATER DATE.

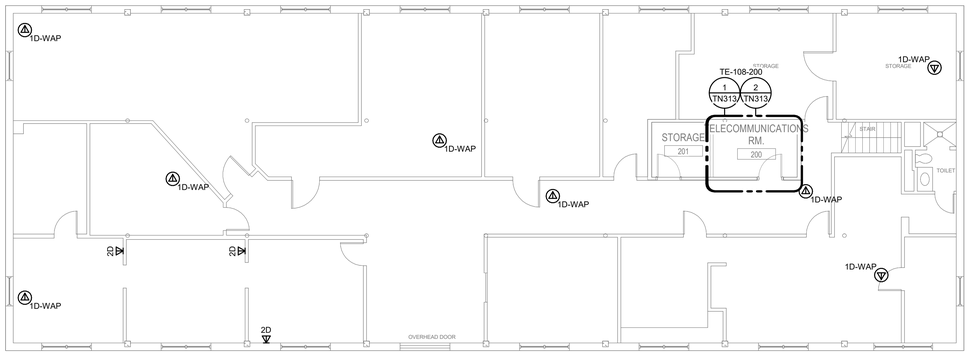

1 **BUILDING 108 SECOND FLOOR PLAN - TECHNOLOGY**
1/8" = 1'-0"

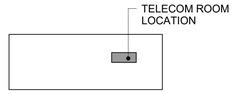

KEY PLAN - BLDG 108
NTS

35% SCHEMATIC DESIGN SUBMISSION	5.17.21
65% DESIGN DEVELOPMENT SUBMISSION	6.15.21
65% DESIGN DEVELOPMENT RESUBMISSION	8.25.21
Revisions:	Date:

CONSULTANT

IMEG
The FUTURE. Built Smarter. www.imegcorp.com
15 SUNNEN DRIVE
SUITE 104
ST. LOUIS, MO 63143
P: 314.645.1132 F: 314.645.1173
PROJECT #18004375.03

ARCHITECT/ENGINEER OF RECORD

Romanyk Consulting
Focusing on what matters
Romanyk Consulting Corp. www.romanykconsulting.com
3308 Preston Road, Suite 350-164, Plano, Texas 75093

STAMP

REGISTERED COMMUNICATIONS DISTRIBUTION DESIGNER
Bicsi
DAVID LARSON
BICSI ID # 105098
Expires 12-31-25
RCDD

Office of Construction and Facilities Management

VA U.S. Department of Veterans Affairs

Drawing Title BUILDING 108 SECOND FLOOR PLAN - TECHNOLOGY	**Phase** FINAL BID DOCUMENTS	**Project Title** EHRM INFRASTRUCTURE UPGRADES - MILWAUKEE, WI	**Project Number** 695-21-700
			Building Number 108
Approved:	**Sprinklered** FULLY SPRINKLERED	**Location** 5000 W. NATIONAL AVENUE MILWAUKEE, WI	**Drawing Number** 108-TN102
		Issue Date SEPTEMBER 05, 2025 / **Checked** PHINIE / **Drawn** MAIBEJ	

VA FORM 08 - 6231

Autodesk Docs://OCFM East - Milwaukee EHRM (R24)/T24_18004375.03_VA MilwEHRM_C.rvt
9/3/2025 3:57:04 PM

SHEET NOTES:

1. REMOVE ALL NETWORK CABLING TO POINTS OF TERMINATION IN ASSOCIATED TELECOM ROOMS. REFER TO FLOOR PLANS AND SHEET T1001 FOR TR ROOM LOCATIONS.
2. REFER TO ARCHITECTURAL PHASING PLANS FOR WHEN EXISTING CABLING IS ALLOWED TO BE DEMOLISHED.
3. FOR ALL EXISTING WIRELESS ACCESS POINTS AND SURVEILLANCE CAMERAS, DEVICES SHALL REMAIN. SCOPE OF WORK INCLUDES CABLE REPLACEMENT ONLY. COORDINATE WITH COR FOR ANY DOWNTIME OF DEVICES.
4. EXISTING LOCATIONS OF WORK AREA OUTLETS SHOWN ON THIS SHEET MAY NOT NECESSARILY BE IN THE EXACT LOCATION AS IDENTIFIED.

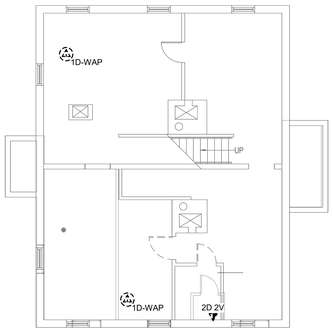

1 BUILDING 109 BASEMENT DEMOLITION PLAN - TECHNOLOGY

1/8" = 1'-0"

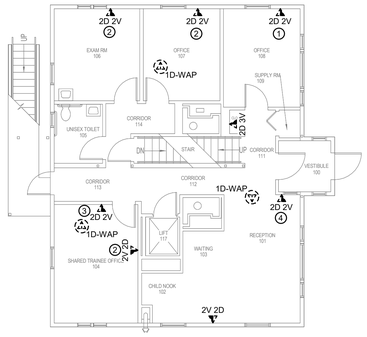

2 BUILDING 109 FIRST FLOOR DEMOLITION PLAN - TECHNOLOGY

1/8" = 1'-0"

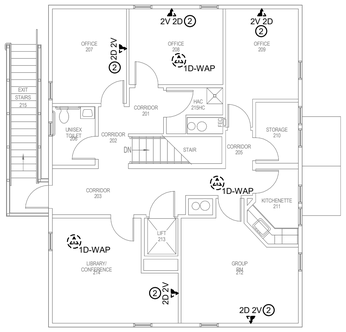

3 BUILDING 109 SECOND FLOOR DEMOLITION PLAN - TECHNOLOGY

1/8" = 1'-0"

TRUE NORTH
PLAN NORTH

35% SCHEMATIC DESIGN SUBMISSION	5.17.21
65% DESIGN DEVELOPMENT SUBMISSION	6.15.21
65% DESIGN DEVELOPMENT RESUBMISSION	8.25.21
Revisions:	Date:

CONSULTANT

IMEG
The FUTURE. Built Smarter. www.imegcorp.com
15 SUNNEN DRIVE
SUITE 104
ST. LOUIS, MO 63143
P: 314.645.1132 F: 314.645.1173
PROJECT #18004375.03

ARCHITECT/ENGINEER OF RECORD

Romanyk Consulting
Focusing on what matters
Romanyk Consulting Corp. www.romanykconsulting.com
3308 Preston Road, Suite 350-164, Plano, Texas 75093

STAMP

REGISTERED COMMUNICATIONS DISTRIBUTION DESIGNER
Bicsi
DAVID LARSON
BICSI ID # 105098
Expires 12-31-25
RCDD

Office of Construction and Facilities Management

VA U.S. Department of Veterans Affairs

Drawing Title: BUILDING 109 BASEMENT, FIRST FLOOR AND SECOND FLOOR DEMO PLAN - TECHNOLOGY

Approved:

Phase: FINAL BID DOCUMENTS

Sprinklered: FULLY SPRINKLERED

Project Title: EHRM INFRASTRUCTURE UPGRADES - MILWAUKEE, WI

Location: 5000 W. NATIONAL AVENUE MILWAUKEE, WI

Issue Date: SEPTEMBER 05, 2025 | Checked: PHINIE | Drawn: MAIBEJ

Project Number: 695-21-700

Building Number: 109

Drawing Number: 109-TD100

VA FORM 08 - 6231

Autodesk Docs://OCFM East - Milwaukee EHRM (R24)/T24_18004375.03_VA MilwEHRM_C.rvt

9/3/2025 3:57:06 PM

GENERAL NOTES:

1. REFER TO 1/TN400 FOR TECHNOLOGY ROUGH IN DETAIL.
2. ALL NETWORK CABLES ON THIS SHEET SHALL TERMINATE IN TE-109-B001.
3. CONTRACTOR TO PROVIDE NEW J-HOOK ROUTES FOR ALL NEW CABLING. J-HOOK SIZE AND QUANTITY TO BE PER MANUFACTURER RECOMMENDATIONS.
4. REFER TO TN500-TN509 FOR RISER DIAGRAMS.
5. REFER TO SHEET TN402 FOR PENETRATION DETAILS.
6. THESE DRAWINGS MAKE THE BEST ATTEMPT TO IDENTIFY EXISTING DATA DROPS/WORK AREA OUTLETS. AS LONG AS THE TOTAL NEWLY INSTALLED DATA DROP COUNT DOES NOT VARY +/- 10% IDENTIFIED ON THESE DRAWINGS, THE CONTRACTOR'S SCOPE SHALL BE UNCHANGED.
7. NEW WORK AREA OUTLETS SHALL BE LOCATED IN EXISTING BOXES. WORK AREA OUTLETS SHOWN ON THIS SHEET MAY NOT BE IN THE EXACT LOCATION AS IDENTIFIED.
8. CONTRACTOR TO INCLUDE AN ALLOWANCE FOR 10% ADDITIONAL 2-PORTS CAT6A INFORMATION OUTLETS IN THEIR PROPOSAL FOR THIS SHEET. FUTURE INFORMATION OUTLET LOCATIONS WILL BE DETERMINED BY THE VA AT A LATER DATE.

KEYNOTES: (#)

1. TO EXISTING MANHOLE. EXISTING COPPER BACKBONE ENTRY POINT, PROTECT IN PLACE. REFER TO PHASING PLAN FOR ADDITIONAL INFORMATION.

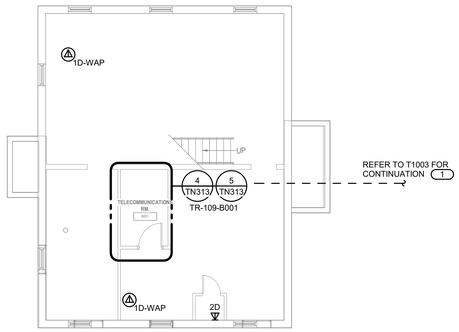

1 BUILDING 109 BASEMENT PLAN - TECHNOLOGY
1/8" = 1'-0"

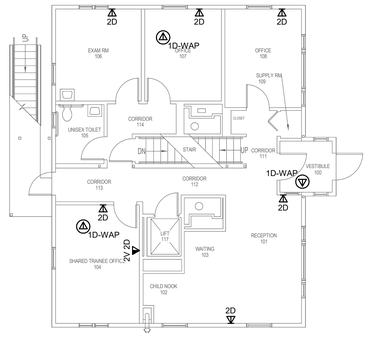

2 BUILDING 109 FIRST FLOOR PLAN - TECHNOLOGY
1/8" = 1'-0"

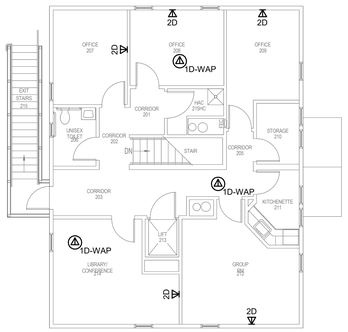

3 BUILDING 109 SECOND FLOOR PLAN - TECHNOLOGY
1/8" = 1'-0"

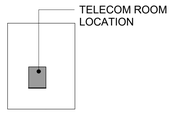

KEY PLAN - BLDG 109
NTS

TRUE NORTH
PLAN NORTH

35% SCHEMATIC DESIGN SUBMISSION	5.17.21
65% DESIGN DEVELOPMENT SUBMISSION	6.15.21
65% DESIGN DEVELOPMENT RESUBMISSION	8.25.21
Revisions:	Date:

CONSULTANT

IMEG
The FUTURE. Built Smarter. www.imegcorp.com
15 SUNNEN DRIVE
SUITE 104
ST. LOUIS, MO 63143
P: 314.645.1132 F: 314.645.1173
PROJECT #18004375.03

ARCHITECT/ENGINEER OF RECORD

Romanyk Consulting
Focusing on what matters
Romanyk Consulting Corp. www.romanykconsulting.com
3308 Preston Road, Suite 350-164, Plano, Texas 75093

STAMP

REGISTERED COMMUNICATIONS DISTRIBUTION DESIGNER
Bicsi
DAVID LARSON
BICSI ID # 105098
Expires 12-31-25
RCDD

Office of Construction and Facilities Management

VA U.S. Department of Veterans Affairs

Drawing Title: BUILDING 109 BASEMENT, FIRST FLOOR AND SECOND FLOOR PLAN - TECHNOLOGY

Approved:

Phase: FINAL BID DOCUMENTS

Sprinklered: FULLY SPRINKLERED

Project Title: EHRM INFRASTRUCTURE UPGRADES - MILWAUKEE, WI

Location: 5000 W. NATIONAL AVENUE MILWAUKEE, WI

Issue Date: SEPTEMBER 05, 2025

Checked: PHINIE

Drawn: MAIBEJ

Project Number: 695-21-700

Building Number: 109

Drawing Number: 109-TN100

VA FORM 08 - 6231

Autodesk Docs://OCFM East - Milwaukee EHRM (R24)/T24_18004375.03_VA MilwEHRM_C.rvt

9/3/2025 3:57:08 PM

Graphic Scale: 11/16" = 1'-0"
Graphic Scale: 1/8" = 1'-0"
Graphic Scale: 3/32" = 1'-0"
Graphic Scale: 1/4" = 1'-0"
Graphic Scale: 3/8" = 1'-0"
Graphic Scale: 1/2" = 1'-0"
Graphic Scale: 3/4" = 1'-0"
Graphic Scale: 1" = 1'-0"
Graphic Scale: 1 1/2" = 1'-0"

NOTES:

1. UNLESS NOTED OTHERWISE, ALL NURSE CALL AND SECURITY EQUIPMENT IN EXISTING DATA CLOSETS SHALL REMAIN. PROTECT IN PLACE.

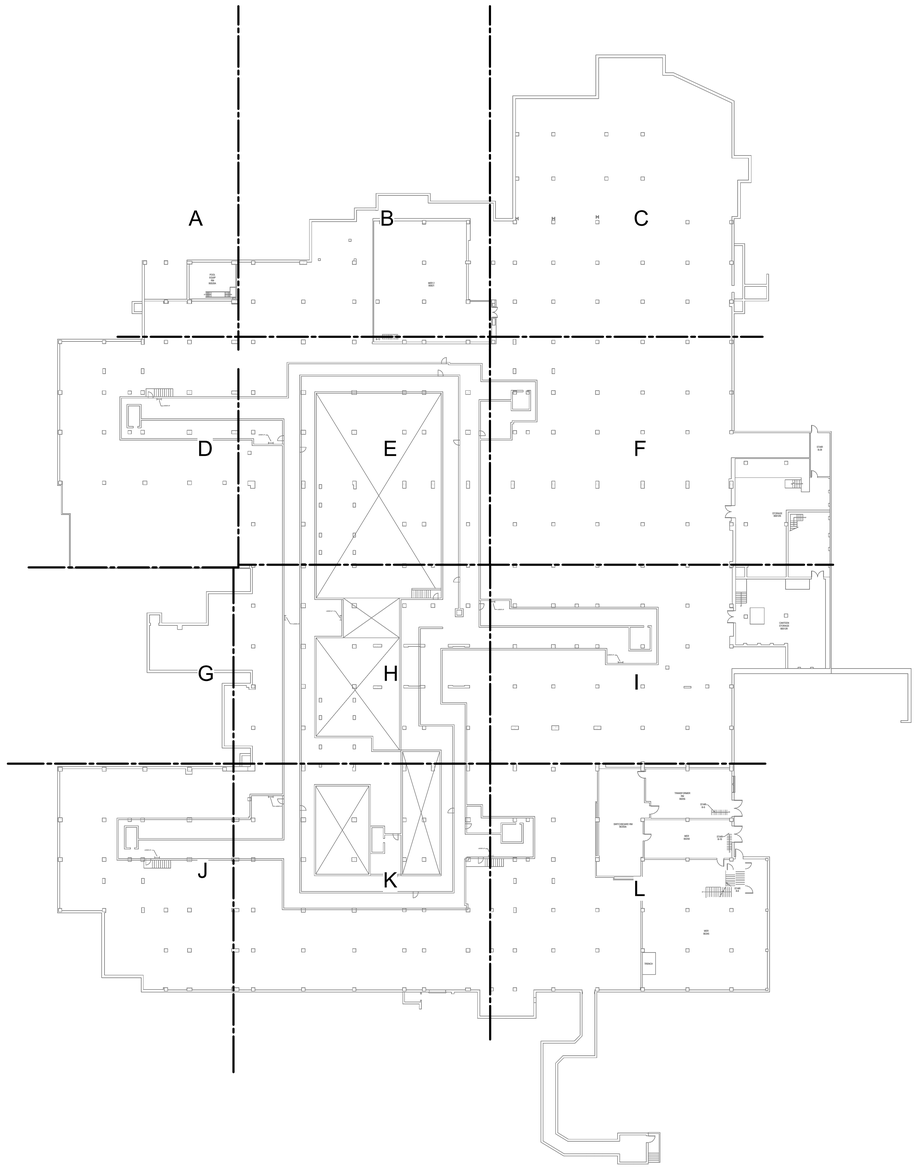

1 **BUILDING 111 SUB-BASEMENT OVERALL DEMOLITION PLAN - TECHNOLOGY**
1" = 30'-0"

TRUE NORTH
PLAN NORTH

0' 15' 30' 60'
Graphic Scale : 1" = 30'-0"

Revisions:	Date:
35% SCHEMATIC DESIGN SUBMISSION	5.17.21
65% DESIGN DEVELOPMENT SUBMISSION	6.15.21
65% DESIGN DEVELOPMENT RESUBMISSION	8.25.21

CONSULTANT

IMEG
The FUTURE. Built Smarter www.imegcorp.com
15 SUNNEN DRIVE
SUITE 104
ST. LOUIS, MO 63143
P: 314.645.1132 F: 314.645.1173
PROJECT #18004375.03

ARCHITECT/ENGINEER OF RECORD

Romanyk Consulting
Focusing on what matters
Romanyk Consulting Corp. www.romanykconsulting.com
3308 Preston Road, Suite 350-164, Plano, Texas 75093

STAMP

REGISTERED COMMUNICATIONS DISTRIBUTION DESIGNER
Bicsi
DAVID LARSON
BICSI ID # 106098
EXPIRES 12-31-25
RCDD

Office of Construction and Facilities Management
VA U.S. Department of Veterans Affairs

Drawing Title: BUILDING 111 SUB-BASEMENT OVERALL DEMO PLAN - TECHNOLOGY

Approved:

Phase: FINAL BID DOCUMENTS

Sprinklered: FULLY SPRINKLERED

Project Title: EHRM INFRASTRUCTURE UPGRADES - MILWAUKEE, WI

Location: 5000 W. NATIONAL AVENUE MILWAUKEE, WI

Issue Date: SEPTEMBER 05, 2025
Checked: PHINIE
Drawn: MAIBEJ

Project Number: 695-21-700
Building Number: 111
Drawing Number: 111-TD1009

VA FORM 08 - 6231

Autodesk Docs://OCFM East - Milwaukee EHRM (R24)/724_18004375.03_VA MilwEHRM_C.rvt
9/3/2025 3:57:09 PM

SHEET NOTES:

1. REMOVE ALL NETWORK CABLING TO POINTS OF TERMINATION IN ASSOCIATED TELECOM ROOMS. REFER TO FLOOR PLANS AND SHEET T1001 FOR TR ROOM LOCATIONS.
2. REFER TO ARCHITECTURAL PHASING PLANS FOR WHEN EXISTING CABLING IS ALLOWED TO BE DEMOLISHED.
3. FOR ALL EXISTING WIRELESS ACCESS POINTS AND SURVEILLANCE CAMERAS, DEVICES SHALL REMAIN. SCOPE OF WORK INCLUDES CABLE REPLACEMENT ONLY. COORDINATE WITH COR FOR ANY DOWNTIME OF DEVICES.
4. EXISTING LOCATIONS OF WORK AREA OUTLETS SHOWN ON THIS SHEET MAY NOT NECESSARILY BE IN THE EXACT LOCATION AS IDENTIFIED.
5. UNLESS NOTED OTHERWISE, ALL NURSE CALL AND SECURITY EQUIPMENT IN EXISTING DATA CLOSETS SHALL REMAIN. PROTECT IN PLACE.

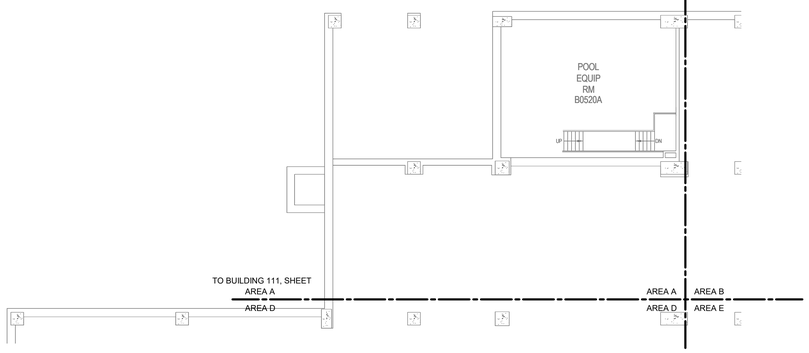

1 BUILDING 111 SUB-BASEMENT DEMOLITION PLAN - TECHNOLOGY - AREA A

1/8" = 1'-0"

TRUE NORTH
PLAN NORTH

35% SCHEMATIC DESIGN SUBMISSION	5.17.21
65% DESIGN DEVELOPMENT SUBMISSION	6.15.21
65% DESIGN DEVELOPMENT RESUBMISSION	8.25.21
Revisions:	Date:

CONSULTANT

IMEG
The FUTURE. Built Smarter www.imegcorp.com
15 SUNNEN DRIVE
SUITE 104
ST. LOUIS, MO 63143
P: 314.645.1132 F: 314.645.1173
PROJECT #18004375.03

ARCHITECT/ENGINEER OF RECORD

Romanyk Consulting
Focusing on what matters
Romanyk Consulting Corp. www.romanykconsulting.com
3308 Preston Road, Suite 350-164, Plano, Texas 75093

STAMP

REGISTERED COMMUNICATIONS DISTRIBUTION DESIGNER
Bicsi
DAVID LARSON
BICSI ID # 106098
EXPIRES 12-31-25
RCDD

Office of Construction and Facilities Management

VA U.S. Department of Veterans Affairs

Drawing Title: BUILDING 111 SUB-BASEMENT DEMO PLAN - TECHNOLOGY - AREA A	Phase: FINAL BID DOCUMENTS	Project Title: EHRM INFRASTRUCTURE UPGRADES - MILWAUKEE, WI	Project Number: 695-21-700
			Building Number: 111
Approved:	Sprinklered: FULLY SPRINKLERED	Location: 5000 W. NATIONAL AVENUE MILWAUKEE, WI	Drawing Number: 111-TD1009A
		Issue Date: SEPTEMBER 05, 2025 / Checked: PHINIE / Drawn: MAIBEJ	

VA FORM 08 - 6231

Autodesk Docs://OCFM East - Milwaukee EHRM (R24)/T24_18004375.03_VA MilwEHRM_C.rvt

9/3/2026 3:57:10 PM

Graphic Scale: 3/32" = 1'-0"
Graphic Scale: 1/8" = 1'-0"
Graphic Scale: 1/4" = 1'-0"
Graphic Scale: 3/8" = 1'-0"
Graphic Scale: 1/2" = 1'-0"
Graphic Scale: 3/4" = 1'-0"
Graphic Scale: 1" = 1'-0"
Graphic Scale: 1 1/2" = 1'-0"
Graphic Scale: 1/16" = 1'-0"

SHEET NOTES:

1. REMOVE ALL NETWORK CABLING TO POINTS OF TERMINATION IN ASSOCIATED TELECOM ROOMS. REFER TO FLOOR PLANS AND SHEET T1001 FOR TR ROOM LOCATIONS.
2. REFER TO ARCHITECTURAL PHASING PLANS FOR WHEN EXISTING CABLING IS ALLOWED TO BE DEMOLISHED.
3. FOR ALL EXISTING WIRELESS ACCESS POINTS AND SURVEILLANCE CAMERAS, DEVICES SHALL REMAIN. SCOPE OF WORK INCLUDES CABLE REPLACEMENT ONLY. COORDINATE WITH COR FOR ANY DOWNTIME OF DEVICES.
4. EXISTING LOCATIONS OF WORK AREA OUTLETS SHOWN ON THIS SHEET MAY NOT NECESSARILY BE IN THE EXACT LOCATION AS IDENTIFIED.
5. UNLESS NOTED OTHERWISE, ALL NURSE CALL AND SECURITY EQUIPMENT IN EXISTING DATA CLOSETS SHALL REMAIN. PROTECT IN PLACE.



1 BUILDING 111 SUB-BASEMENT DEMOLITION PLAN - TECHNOLOGY - AREA B

1/8" = 1'-0"

TRUE NORTH
PLAN NORTH

35% SCHEMATIC DESIGN SUBMISSION	5.17.21
65% DESIGN DEVELOPMENT SUBMISSION	6.15.21
65% DESIGN DEVELOPMENT RESUBMISSION	8.25.21
Revisions:	Date:

CONSULTANT

IMEG
The FUTURE. Built Smarter. www.imegcorp.com
15 SUNNEN DRIVE
SUITE 104
ST. LOUIS, MO 63143
P: 314.645.1132 F: 314.645.1173
PROJECT #18004375.03

ARCHITECT/ENGINEER OF RECORD

Romanyk Consulting
Focusing on what matters
Romanyk Consulting Corp. www.romanykconsulting.com
3308 Preston Road, Suite 350-164, Plano, Texas 75093

STAMP

REGISTERED COMMUNICATIONS DISTRIBUTION DESIGNER
BICSI
DAVID LARSON
BICSI ID # 106098
EXPIRES 12-31-25
RCDD

Office of Construction and Facilities Management

VA U.S. Department of Veterans Affairs

Drawing Title
BUILDING 111 SUB-BASEMENT DEMO PLAN - TECHNOLOGY - AREA B

Approved:

Phase
FINAL BID DOCUMENTS

Sprinklered
FULLY SPRINKLERED

Project Title
EHRM INFRASTRUCTURE UPGRADES - MILWAUKEE, WI

Location
5000 W. NATIONAL AVENUE MILWAUKEE, WI

Issue Date SEPTEMBER 05, 2025
Checked PHINIE
Drawn MAIBEJ

Project Number 695-21-700
Building Number 111
Drawing Number 111-TD1009B

VA FORM 08 - 6231

Autodesk Docs://OCFM East - Milwaukee EHRM (R24)/T24_18004375.03_VA MilwEHRM_C.rvt
9/3/2025 3:57:11 PM

SHEET NOTES:

1. REMOVE ALL NETWORK CABLING TO POINTS OF TERMINATION IN ASSOCIATED TELECOM ROOMS. REFER TO FLOOR PLANS AND SHEET T1001 FOR TR ROOM LOCATIONS.
2. REFER TO ARCHITECTURAL PHASING PLANS FOR WHEN EXISTING CABLING IS ALLOWED TO BE DEMOLISHED.
3. FOR ALL EXISTING WIRELESS ACCESS POINTS AND SURVEILLANCE CAMERAS, DEVICES SHALL REMAIN. SCOPE OF WORK INCLUDES CABLE REPLACEMENT ONLY. COORDINATE WITH COR FOR ANY DOWNTIME OF DEVICES.
4. EXISTING LOCATIONS OF WORK AREA OUTLETS SHOWN ON THIS SHEET MAY NOT NECESSARILY BE IN THE EXACT LOCATION AS IDENTIFIED.
5. UNLESS NOTED OTHERWISE, ALL NURSE CALL AND SECURITY EQUIPMENT IN EXISTING DATA CLOSETS SHALL REMAIN. PROTECT IN PLACE.

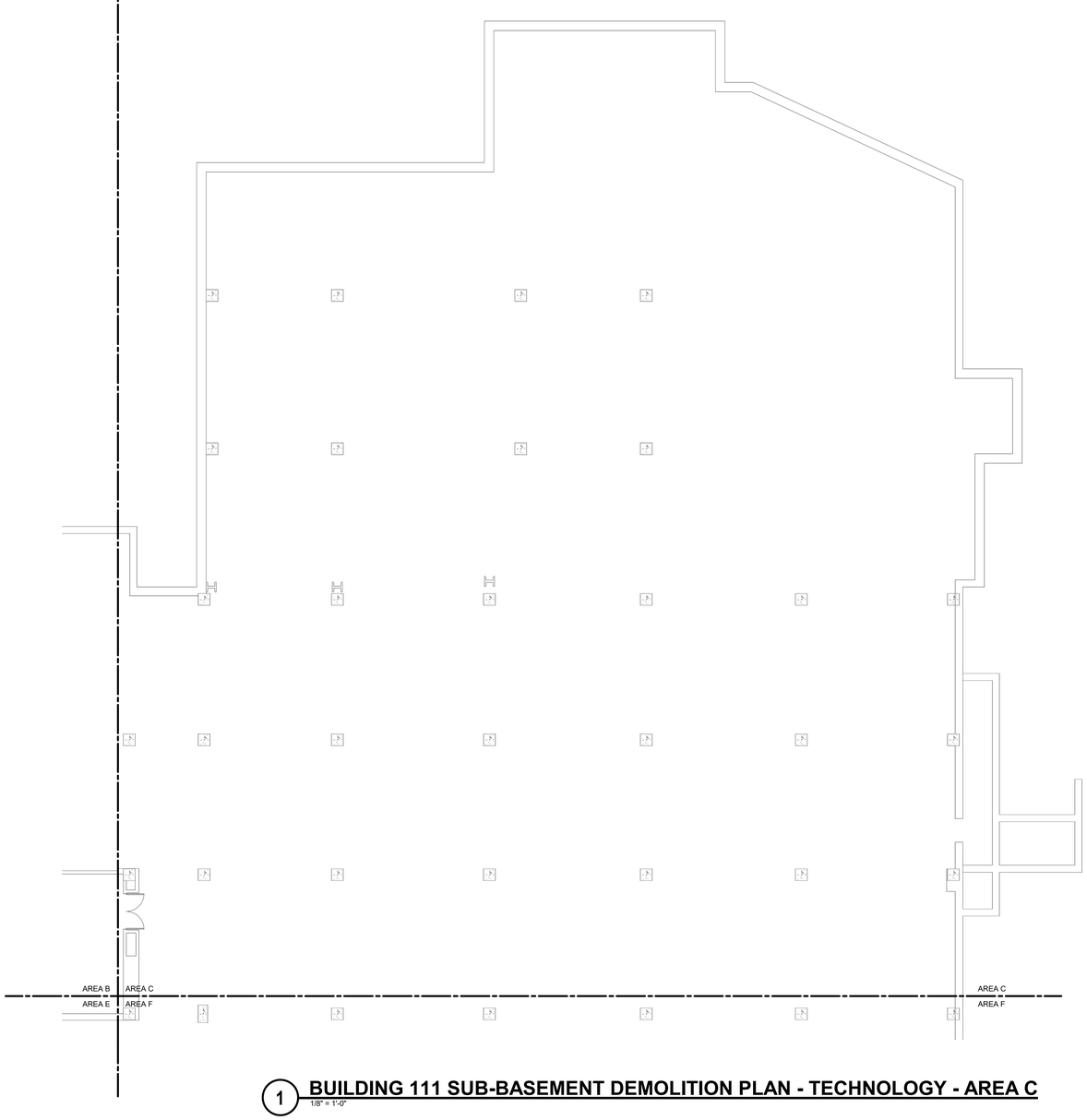

1 BUILDING 111 SUB-BASEMENT DEMOLITION PLAN - TECHNOLOGY - AREA C

1/8" = 1'-0"

TRUE NORTH
PLAN NORTH

35% SCHEMATIC DESIGN SUBMISSION	5.17.21
65% DESIGN DEVELOPMENT SUBMISSION	6.15.21
65% DESIGN DEVELOPMENT RESUBMISSION	8.25.21
Revisions:	Date:

CONSULTANT

IMEG
The FUTURE. Built Smarter. www.imegcorp.com
15 SUNNEN DRIVE
SUITE 104
ST. LOUIS, MO 63143
P: 314.645.1132 F: 314.645.1173
PROJECT #18004375.03

ARCHITECT/ENGINEER OF RECORD

Romanyk Consulting
Focusing on what matters
Romanyk Consulting Corp. www.romanykconsulting.com
3308 Preston Road, Suite 350-164, Plano, Texas 75093

STAMP

REGISTERED COMMUNICATIONS DISTRIBUTION DESIGNER
Bicsi
DAVID LARSON
BICSI ID # 105098
EXPIRES 12-31-25

Office of Construction and Facilities Management
VA U.S. Department of Veterans Affairs

Drawing Title: BUILDING 111 SUB-BASEMENT DEMO PLAN - TECHNOLOGY - AREA C	Phase: FINAL BID DOCUMENTS	Project Title: EHRM INFRASTRUCTURE UPGRADES - MILWAUKEE, WI	Project Number: 695-21-700
Approved:	Sprinklered: FULLY SPRINKLERED	Location: 5000 W. NATIONAL AVENUE MILWAUKEE, WI	Building Number: 111
		Issue Date: SEPTEMBER 05, 2025 / Checked: PHINIE / Drawn: MAIBEJ	Drawing Number: 111-TD1009C

VA FORM 08 - 6231

Autodesk Docs://OCFM East - Milwaukee EHRM (R24)/T24_18004375.03_VA MilwEHRM_C.rvt
9/3/2025 3:57:11 PM

SHEET NOTES:

1. REMOVE ALL NETWORK CABLING TO POINTS OF TERMINATION IN ASSOCIATED TELECOM ROOMS. REFER TO FLOOR PLANS AND SHEET T1001 FOR TR ROOM LOCATIONS.
2. REFER TO ARCHITECTURAL PHASING PLANS FOR WHEN EXISTING CABLING IS ALLOWED TO BE DEMOLISHED.
3. FOR ALL EXISTING WIRELESS ACCESS POINTS AND SURVEILLANCE CAMERAS, DEVICES SHALL REMAIN. SCOPE OF WORK INCLUDES CABLE REPLACEMENT ONLY. COORDINATE WITH COR FOR ANY DOWNTIME OF DEVICES.
4. EXISTING LOCATIONS OF WORK AREA OUTLETS SHOWN ON THIS SHEET MAY NOT NECESSARILY BE IN THE EXACT LOCATION AS IDENTIFIED.
5. UNLESS NOTED OTHERWISE, ALL NURSE CALL AND SECURITY EQUIPMENT IN EXISTING DATA CLOSETS SHALL REMAIN. PROTECT IN PLACE.

KEYNOTES: (#)

1. AT&T PATHWAY AND CABLE, PROTECT IN PLACE.

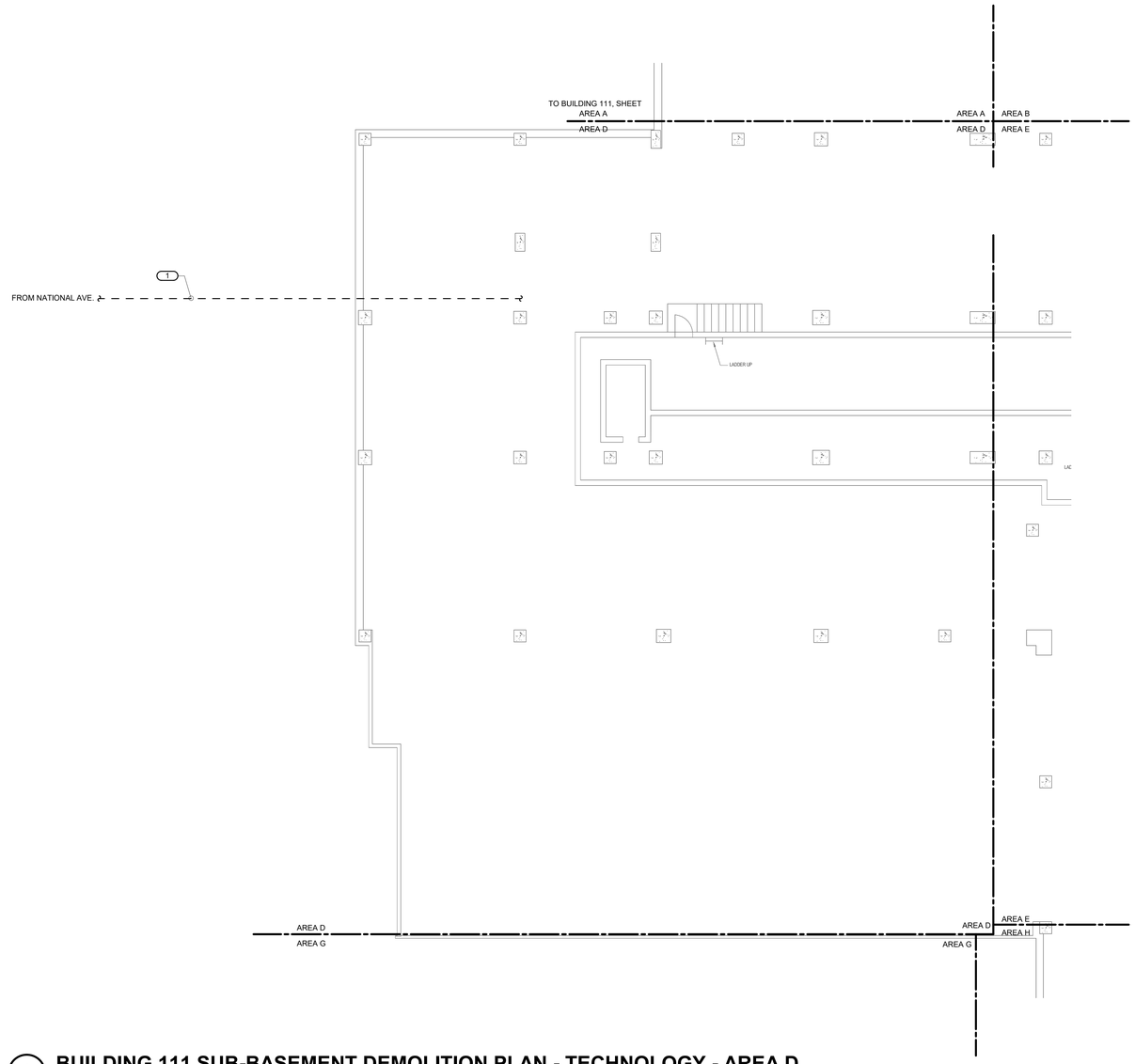

1 BUILDING 111 SUB-BASEMENT DEMOLITION PLAN - TECHNOLOGY - AREA D

1/8" = 1'-0"

TRUE NORTH
PLAN NORTH

Revisions:	Date:
35% SCHEMATIC DESIGN SUBMISSION	5.17.21
65% DESIGN DEVELOPMENT SUBMISSION	6.15.21
65% DESIGN DEVELOPMENT RESUBMISSION	8.25.21

CONSULTANT

IMEG
The FUTURE Built Smarter www.imegcorp.com
15 SUNNEN DRIVE
SUITE 104
ST. LOUIS, MO 63143
P: 314.645.1132 F: 314.645.1173
PROJECT #18004375.03

ARCHITECT/ENGINEER OF RECORD

Romanyk Consulting
Focusing on what matters
Romanyk Consulting Corp. www.romanykconsulting.com
3308 Preston Road, Suite 350-164, Plano, Texas 75093

STAMP

REGISTERED COMMUNICATIONS DISTRIBUTION DESIGNER
Bicsi
DAVID LARSON
BICSI ID # 106098
EXPIRES 12-31-25
RCDD

Office of Construction and Facilities Management

VA U.S. Department of Veterans Affairs

Drawing Title BUILDING 111 SUB-BASEMENT DEMO PLAN - TECHNOLOGY - AREA D	**Phase** FINAL BID DOCUMENTS	**Project Title** EHRM INFRASTRUCTURE UPGRADES - MILWAUKEE, WI	**Project Number** 695-21-700
			Building Number 111
Approved:	**Sprinklered** FULLY SPRINKLERED	**Location** 5000 W. NATIONAL AVENUE MILWAUKEE, WI	**Drawing Number** 111-TD1009D
		Issue Date SEPTEMBER 05, 2025 / **Checked** PHINIE / **Drawn** MAIBEJ	

VA FORM 08 - 6231

Autodesk Docs://OCFM East - Milwaukee EHRM /R24/T24_18004375.03_VA MilwEHRM_C.rvt

9/3/2025 3:57:12 PM

Graphic Scale: 1/16" = 1'-0"
Graphic Scale: 1/8" = 1'-0"
Graphic Scale: 3/32" = 1'-0"
Graphic Scale: 1/4" = 1'-0"
Graphic Scale: 3/8" = 1'-0"
Graphic Scale: 1/2" = 1'-0"
Graphic Scale: 3/4" = 1'-0"
Graphic Scale: 1" = 1'-0"
Graphic Scale: 1 1/2" = 1'-0"

SHEET NOTES:

1. REMOVE ALL NETWORK CABLING TO POINTS OF TERMINATION IN ASSOCIATED TELECOM ROOMS. REFER TO FLOOR PLANS AND SHEET T1001 FOR TR ROOM LOCATIONS.
2. REFER TO ARCHITECTURAL PHASING PLANS FOR WHEN EXISTING CABLING IS ALLOWED TO BE DEMOLISHED.
3. FOR ALL EXISTING WIRELESS ACCESS POINTS AND SURVEILLANCE CAMERAS, DEVICES SHALL REMAIN. SCOPE OF WORK INCLUDES CABLE REPLACEMENT ONLY. COORDINATE WITH COR FOR ANY DOWNTIME OF DEVICES.
4. EXISTING LOCATIONS OF WORK AREA OUTLETS SHOWN ON THIS SHEET MAY NOT NECESSARILY BE IN THE EXACT LOCATION AS IDENTIFIED.
5. UNLESS NOTED OTHERWISE, ALL NURSE CALL AND SECURITY EQUIPMENT IN EXISTING DATA CLOSETS SHALL REMAIN. PROTECT IN PLACE.

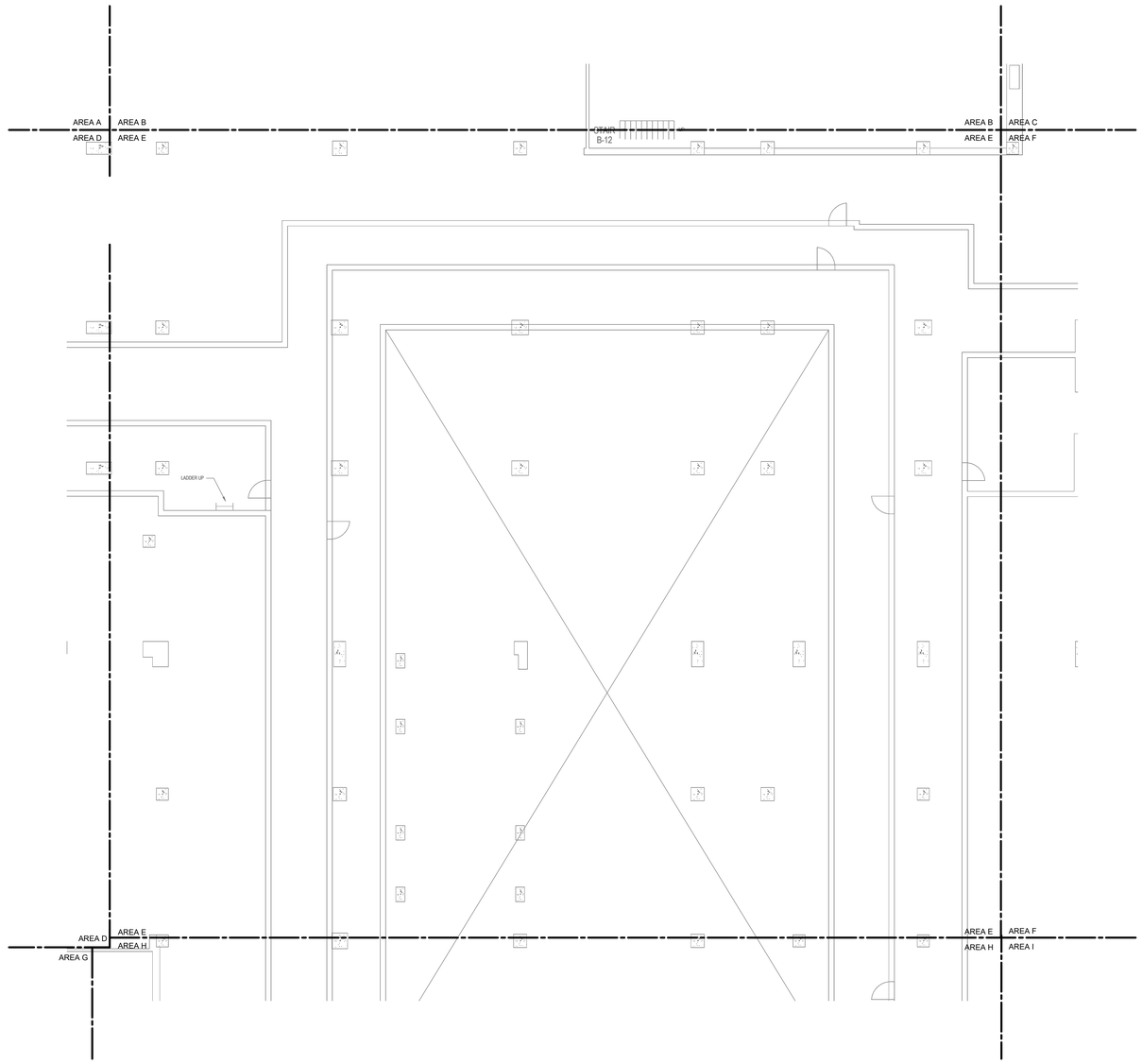

1 BUILDING 111 SUB-BASEMENT DEMOLITION PLAN - TECHNOLOGY - AREA E

1/8" = 1'-0"

TRUE NORTH
PLAN NORTH

Revisions:	Date:
35% SCHEMATIC DESIGN SUBMISSION	5.17.21
65% DESIGN DEVELOPMENT SUBMISSION	6.15.21
65% DESIGN DEVELOPMENT RESUBMISSION	8.25.21

CONSULTANT

IMEG
The FUTURE. Built Smarter www.imegcorp.com
15 SUNNEN DRIVE
SUITE 104
ST. LOUIS, MO 63143
P: 314.645.1132 F: 314.645.1173
PROJECT #18004375.03

ARCHITECT/ENGINEER OF RECORD

Romanyk Consulting
Focusing on what matters
Romanyk Consulting Corp. www.romanykconsulting.com
3308 Preston Road, Suite 350-164, Plano, Texas 75093

STAMP

REGISTERED COMMUNICATIONS DISTRIBUTION DESIGNER
Bicsi
DAVID LARSON
BICSI ID # 1050598
Expires 12-31-25
RCDD

Office of Construction and Facilities Management

VA U.S. Department of Veterans Affairs

Drawing Title
BUILDING 111 SUB-BASEMENT DEMO PLAN - TECHNOLOGY - AREA E

Approved:

Phase
FINAL BID DOCUMENTS

Sprinklered
FULLY SPRINKLERED

Project Title
EHRM INFRASTRUCTURE UPGRADES - MILWAUKEE, WI

Location
5000 W. NATIONAL AVENUE MILWAUKEE, WI

Issue Date SEPTEMBER 05, 2025
Checked PHINIE
Drawn MAIBEJ

Project Number 695-21-700
Building Number 111
Drawing Number 111-TD1009E

VA FORM 08 - 6231

Autodesk Docs://OCFM East - Milwaukee EHRM (R24)/T24_18004375.03_VA MilwEHRM_C.rvt
9/3/2025 3:57:13 PM

SHEET NOTES:

1. REMOVE ALL NETWORK CABLING TO POINTS OF TERMINATION IN ASSOCIATED TELECOM ROOMS. REFER TO FLOOR PLANS AND SHEET T1001 FOR TR ROOM LOCATIONS.
2. REFER TO ARCHITECTURAL PHASING PLANS FOR WHEN EXISTING CABLING IS ALLOWED TO BE DEMOLISHED.
3. FOR ALL EXISTING WIRELESS ACCESS POINTS AND SURVEILLANCE CAMERAS, DEVICES SHALL REMAIN. SCOPE OF WORK INCLUDES CABLE REPLACEMENT ONLY. COORDINATE WITH COR FOR ANY DOWNTIME OF DEVICES.
4. EXISTING LOCATIONS OF WORK AREA OUTLETS SHOWN ON THIS SHEET MAY NOT NECESSARILY BE IN THE EXACT LOCATION AS IDENTIFIED.
5. UNLESS NOTED OTHERWISE, ALL NURSE CALL AND SECURITY EQUIPMENT IN EXISTING DATA CLOSETS SHALL REMAIN. PROTECT IN PLACE.

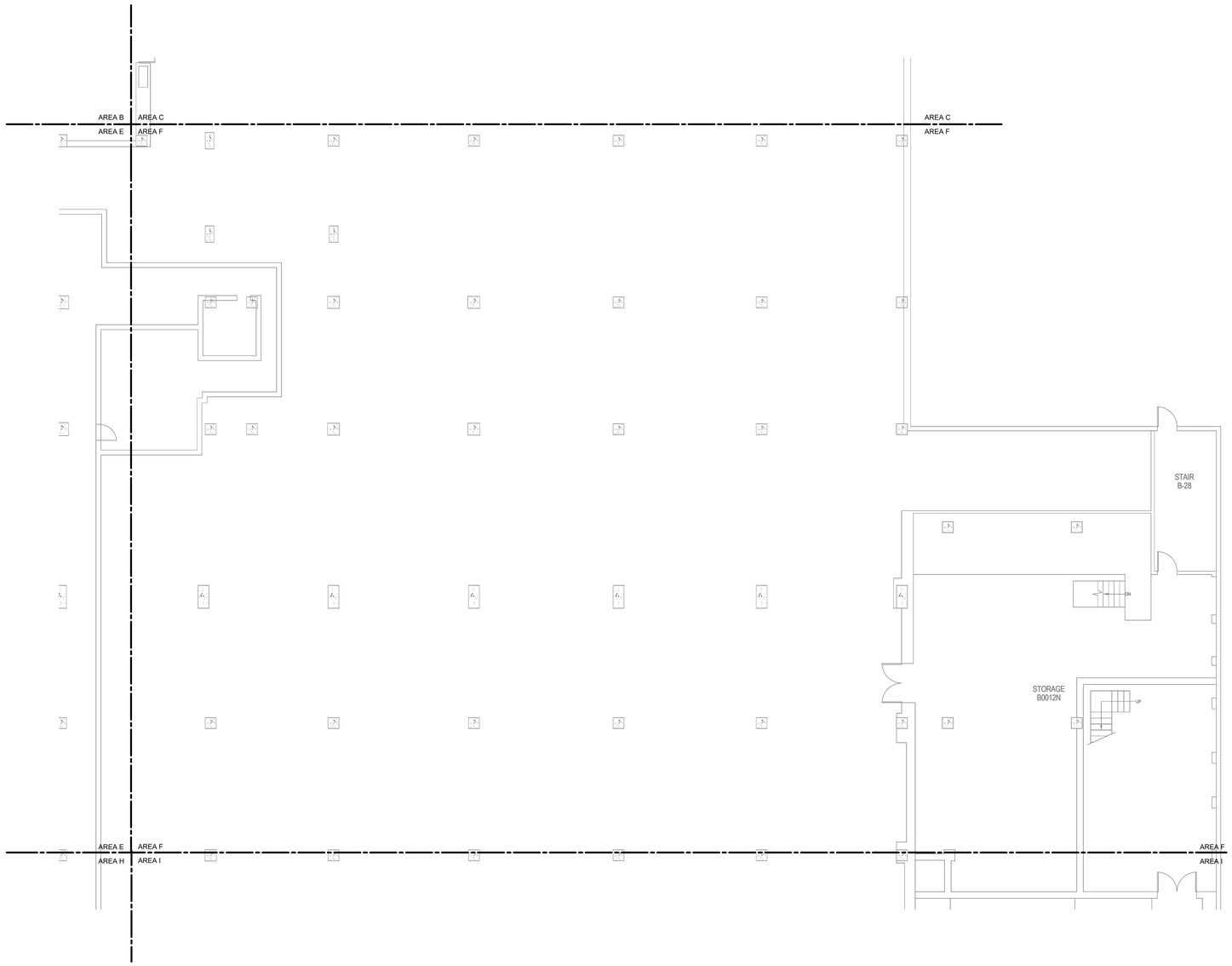

1 **BUILDING 111 SUB-BASEMENT DEMOLITION PLAN - TECHNOLOGY - AREA F**
1/8" = 1'-0"

TRUE NORTH
PLAN NORTH

35% SCHEMATIC DESIGN SUBMISSION	5.17.21
65% DESIGN DEVELOPMENT SUBMISSION	6.15.21
65% DESIGN DEVELOPMENT RESUBMISSION	8.25.21
Revisions:	Date:

CONSULTANT

IMEG
The FUTURE. Built Smarter www.imegcorp.com
15 SUNNEN DRIVE
SUITE 104
ST. LOUIS, MO 63143
P: 314.645.1132 F: 314.645.1173
PROJECT #18004375.03

ARCHITECT/ENGINEER OF RECORD

Romanyk Consulting
Focusing on what matters
Romanyk Consulting Corp. www.romanykconsulting.com
3308 Preston Road, Suite 350-164, Plano, Texas 75093

STAMP

REGISTERED COMMUNICATIONS DISTRIBUTION DESIGNER
BICSI
DAVID LARSON
BICSI ID # 106098
EXPIRES 12-31-25
RCDD

Office of Construction and Facilities Management

VA U.S. Department of Veterans Affairs

Drawing Title
BUILDING 111 SUB-BASEMENT DEMO PLAN - TECHNOLOGY - AREA F

Approved:

Phase
FINAL BID DOCUMENTS

Sprinklered
FULLY SPRINKLERED

Project Title
EHRM INFRASTRUCTURE UPGRADES - MILWAUKEE, WI

Location
5000 W. NATIONAL AVENUE MILWAUKEE, WI

Issue Date SEPTEMBER 05, 2025
Checked PHINIE
Drawn MAIBEJ

Project Number 695-21-700
Building Number 111
Drawing Number 111-TD1009F

VA FORM 08 - 6231

Autodesk Docs://OCFM East - Milwaukee EHRM (R24)/T24_18004375.03_VA MilwEHRM_C.rvt
9/3/2025 3:57:13 PM

SHEET NOTES:

1. REMOVE ALL NETWORK CABLING TO POINTS OF TERMINATION IN ASSOCIATED TELECOM ROOMS. REFER TO FLOOR PLANS AND SHEET T1001 FOR TR ROOM LOCATIONS.
2. REFER TO ARCHITECTURAL PHASING PLANS FOR WHEN EXISTING CABLING IS ALLOWED TO BE DEMOLISHED.
3. FOR ALL EXISTING WIRELESS ACCESS POINTS AND SURVEILLANCE CAMERAS, DEVICES SHALL REMAIN. SCOPE OF WORK INCLUDES CABLE REPLACEMENT ONLY. COORDINATE WITH COR FOR ANY DOWNTIME OF DEVICES.
4. EXISTING LOCATIONS OF WORK AREA OUTLETS SHOWN ON THIS SHEET MAY NOT NECESSARILY BE IN THE EXACT LOCATION AS IDENTIFIED.
5. UNLESS NOTED OTHERWISE, ALL NURSE CALL AND SECURITY EQUIPMENT IN EXISTING DATA CLOSETS SHALL REMAIN. PROTECT IN PLACE.

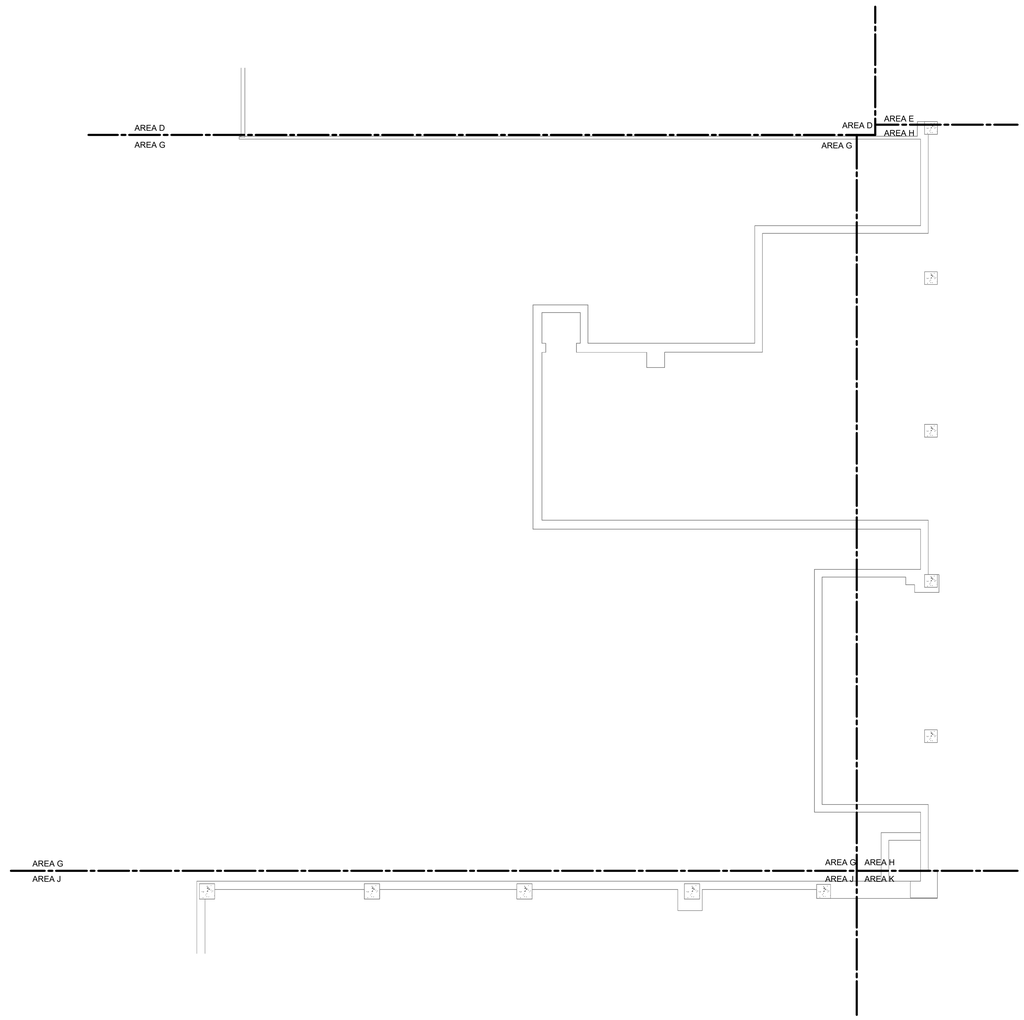

1 BUILDING 111 SUB-BASEMENT DEMOLITION PLAN - TECHNOLOGY - AREA G

1/8" = 1'-0"

TRUE NORTH
PLAN NORTH

Revisions:	Date:
35% SCHEMATIC DESIGN SUBMISSION	5.17.21
65% DESIGN DEVELOPMENT SUBMISSION	6.15.21
65% DESIGN DEVELOPMENT RESUBMISSION	8.25.21

CONSULTANT

IMEG
The FUTURE. Built Smarter. www.imegcorp.com
15 SUNNEN DRIVE
SUITE 104
ST. LOUIS, MO 63143
P: 314.645.1132 F: 314.645.1173
PROJECT #18004375.03

ARCHITECT/ENGINEER OF RECORD

Romanyk Consulting
Focusing on what matters
Romanyk Consulting Corp. www.romanykconsulting.com
3308 Preston Road, Suite 350-164, Plano, Texas 75093

STAMP

REGISTERED COMMUNICATIONS DISTRIBUTION DESIGNER
Bicsi
DAVID LARSON
BICSI ID # 106098
EXPIRES 12-31-25
RCDD

Office of Construction and Facilities Management
VA U.S. Department of Veterans Affairs

Drawing Title BUILDING 111 SUB-BASEMENT DEMO PLAN - TECHNOLOGY - AREA G	**Phase** FINAL BID DOCUMENTS	**Project Title** EHRM INFRASTRUCTURE UPGRADES - MILWAUKEE, WI	**Project Number** 695-21-700
			Building Number 111
Approved:	**Sprinklered** FULLY SPRINKLERED	**Location** 5000 W. NATIONAL AVENUE MILWAUKEE, WI	**Drawing Number** 111-TD1009G
		Issue Date SEPTEMBER 05, 2025 / **Checked** PHINIE / **Drawn** MAIBEJ	

VA FORM 08 - 6231

Autodesk Docs://OCFM East - Milwaukee EHRM (R24)/T24_18004375.03_VA MilwEHRM_C.rvt

9/3/2025 3:57:14 PM

SHEET NOTES:

1. REMOVE ALL NETWORK CABLING TO POINTS OF TERMINATION IN ASSOCIATED TELECOM ROOMS. REFER TO FLOOR PLANS AND SHEET T1001 FOR TR ROOM LOCATIONS.
2. REFER TO ARCHITECTURAL PHASING PLANS FOR WHEN EXISTING CABLING IS ALLOWED TO BE DEMOLISHED.
3. FOR ALL EXISTING WIRELESS ACCESS POINTS AND SURVEILLANCE CAMERAS, DEVICES SHALL REMAIN. SCOPE OF WORK INCLUDES CABLE REPLACEMENT ONLY. COORDINATE WITH COR FOR ANY DOWNTIME OF DEVICES.
4. EXISTING LOCATIONS OF WORK AREA OUTLETS SHOWN ON THIS SHEET MAY NOT NECESSARILY BE IN THE EXACT LOCATION AS IDENTIFIED.
5. UNLESS NOTED OTHERWISE, ALL NURSE CALL AND SECURITY EQUIPMENT IN EXISTING DATA CLOSETS SHALL REMAIN. PROTECT IN PLACE.

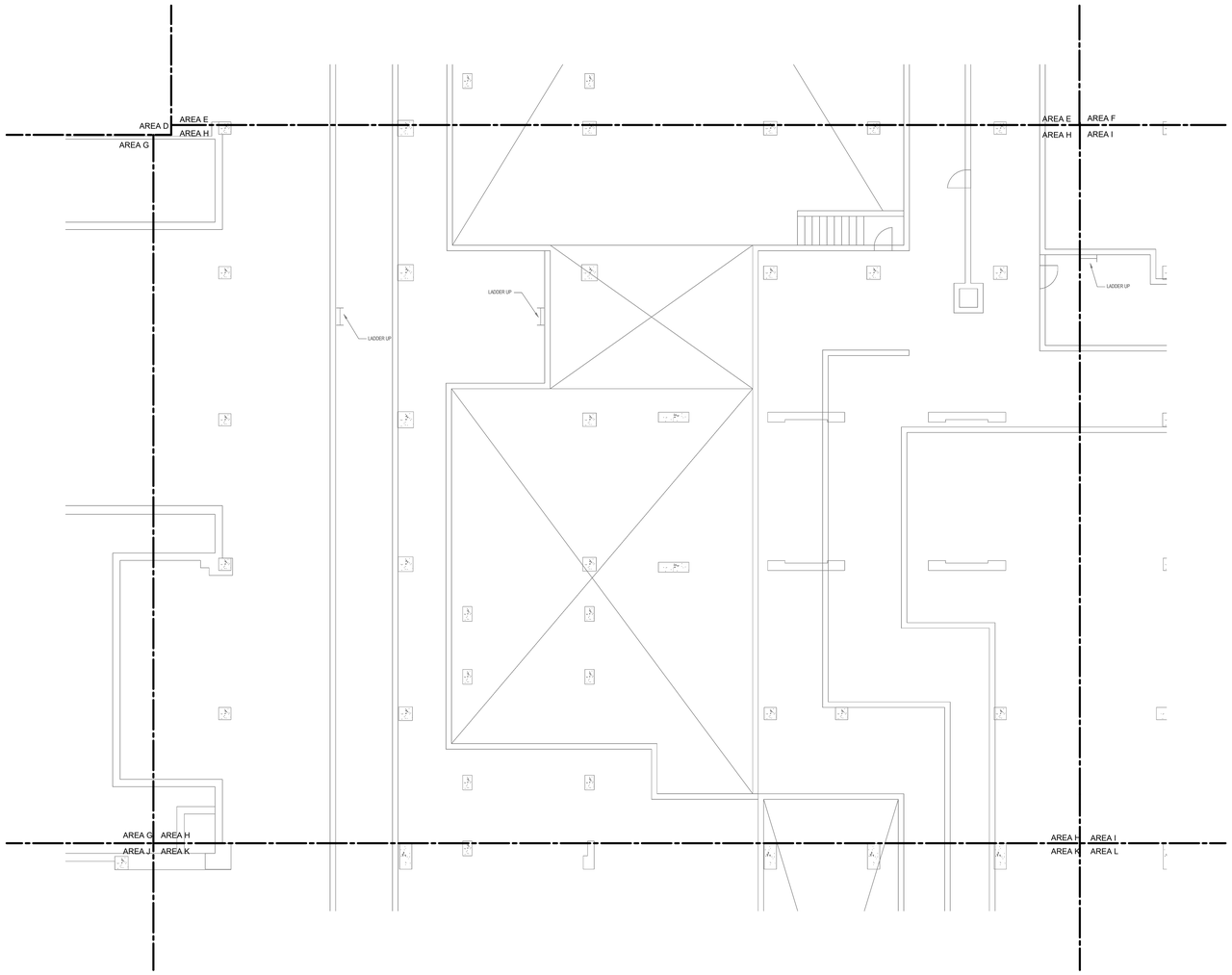

1 BUILDING 111 SUB-BASEMENT DEMOLITION PLAN - TECHNOLOGY - AREA H

1/8" = 1'-0"

TRUE NORTH
PLAN NORTH

35% SCHEMATIC DESIGN SUBMISSION	5.17.21
65% DESIGN DEVELOPMENT SUBMISSION	6.15.21
65% DESIGN DEVELOPMENT RESUBMISSION	8.25.21
Revisions:	Date:

CONSULTANT

IMEG
The FUTURE. Built Smarter www.imegcorp.com
15 SUNNEN DRIVE
SUITE 104
ST. LOUIS, MO 63143
P: 314.645.1132 F: 314.645.1173
PROJECT #180043 75.03

ARCHITECT/ENGINEER OF RECORD

Romanyk Consulting
Focusing on what matters
Romanyk Consulting Corp. www.romanykconsulting.com
3308 Preston Road, Suite 350-164, Plano, Texas 75093

STAMP

REGISTERED COMMUNICATIONS DISTRIBUTION DESIGNER
Bicsi
DAVID LARSON
BICSI ID # 106098
Expires 12-31-25
RCDD

Office of Construction and Facilities Management

VA U.S. Department of Veterans Affairs

Drawing Title
BUILDING 111 SUB-BASEMENT DEMO PLAN - TECHNOLOGY - AREA H

Approved:

Phase
FINAL BID DOCUMENTS

Sprinklered
FULLY SPRINKLERED

Project Title
EHRM INFRASTRUCTURE UPGRADES - MILWAUKEE, WI

Location
5000 W. NATIONAL AVENUE MILWAUKEE, WI

Issue Date SEPTEMBER 05, 2025
Checked PHINIE
Drawn MAIBEJ

Project Number 695-21-700
Building Number 111
Drawing Number 111-TD1009H

VA FORM 08 - 6231

Autodesk Docs://OCFM East - Milwaukee EHRM (R24)/T24_18004375.03_VA MilwEHRM_C.rvt
9/3/2025 3:57:15 PM

SHEET NOTES:

1. REMOVE ALL NETWORK CABLING TO POINTS OF TERMINATION IN ASSOCIATED TELECOM ROOMS. REFER TO FLOOR PLANS AND SHEET T1001 FOR TR ROOM LOCATIONS.
2. REFER TO ARCHITECTURAL PHASING PLANS FOR WHEN EXISTING CABLING IS ALLOWED TO BE DEMOLISHED.
3. FOR ALL EXISTING WIRELESS ACCESS POINTS AND SURVEILLANCE CAMERAS, DEVICES SHALL REMAIN. SCOPE OF WORK INCLUDES CABLE REPLACEMENT ONLY. COORDINATE WITH COR FOR ANY DOWNTIME OF DEVICES.
4. EXISTING LOCATIONS OF WORK AREA OUTLETS SHOWN ON THIS SHEET MAY NOT NECESSARILY BE IN THE EXACT LOCATION AS IDENTIFIED.
5. UNLESS NOTED OTHERWISE, ALL NURSE CALL AND SECURITY EQUIPMENT IN EXISTING DATA CLOSETS SHALL REMAIN. PROTECT IN PLACE.

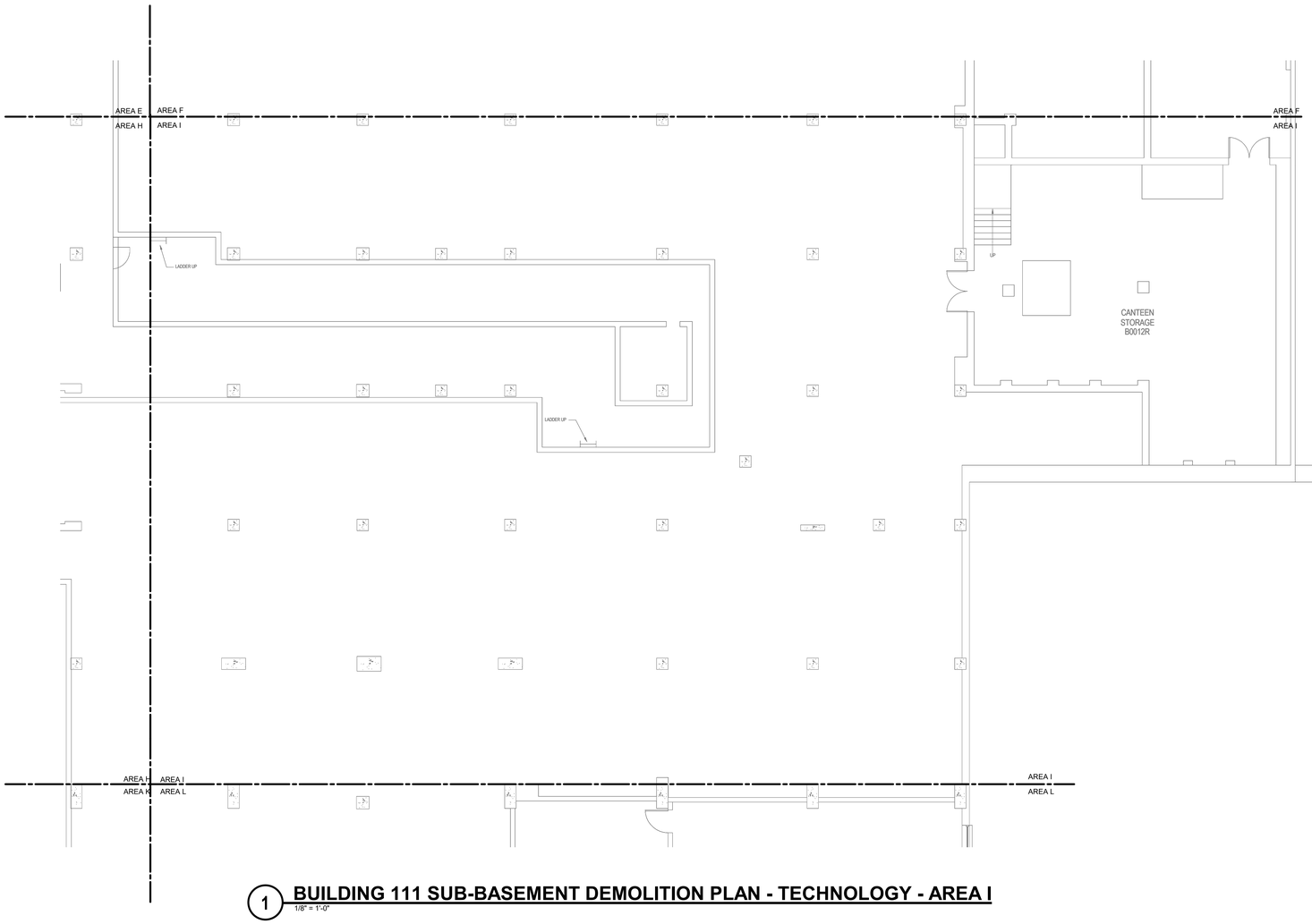

1 BUILDING 111 SUB-BASEMENT DEMOLITION PLAN - TECHNOLOGY - AREA I

1/8" = 1'-0"

TRUE NORTH
PLAN NORTH

35% SCHEMATIC DESIGN SUBMISSION	5.17.21
65% DESIGN DEVELOPMENT SUBMISSION	6.15.21
65% DESIGN DEVELOPMENT RESUBMISSION	8.25.21
Revisions:	Date:

CONSULTANT

IMEG
The FUTURE. Built Smarter. www.imegcorp.com
15 SUNNEN DRIVE
SUITE 104
ST. LOUIS, MO 63143
P: 314.645.1132 F: 314.645.1173
PROJECT #18004375.03

ARCHITECT/ENGINEER OF RECORD

Romanyk Consulting
Focusing on what matters
Romanyk Consulting Corp. www.romanykconsulting.com
3308 Preston Road, Suite 350-164, Plano, Texas 75093

STAMP

REGISTERED COMMUNICATIONS DISTRIBUTION DESIGNER
Bicsi
DAVID LARSON
BICSI ID # 1050598
Expires 12-31-25
RCDD

Office of Construction and Facilities Management

VA U.S. Department of Veterans Affairs

Drawing Title
BUILDING 111 SUB-BASEMENT DEMO PLAN - TECHNOLOGY - AREA I

Approved:

Phase
FINAL BID DOCUMENTS

Sprinklered
FULLY SPRINKLERED

Project Title
EHRM INFRASTRUCTURE UPGRADES - MILWAUKEE, WI

Location
5000 W. NATIONAL AVENUE MILWAUKEE, WI

Issue Date SEPTEMBER 05, 2025
Checked PHINIE
Drawn MAIBEJ

Project Number 695-21-700
Building Number 111
Drawing Number 111-TD1009I

Graphic Scale: 3/2" = 1'-0"
Graphic Scale: 1/16" = 1'-0"
Graphic Scale: 3/32" = 1'-0"
Graphic Scale: 1/4" = 1'-0"
Graphic Scale: 3/8" = 1'-0"
Graphic Scale: 1/2" = 1'-0"
Graphic Scale: 3/4" = 1'-0"
Graphic Scale: 1" = 1'-0"
Graphic Scale: 1 1/2" = 1'-0"

9/3/2025 3:57:16 PM
Autodesk Docs://OCFM East - Milwaukee EHRM (R24)/T24_18004375.03_VA MilwEHRM_C.rvt

VA FORM 08 - 6231

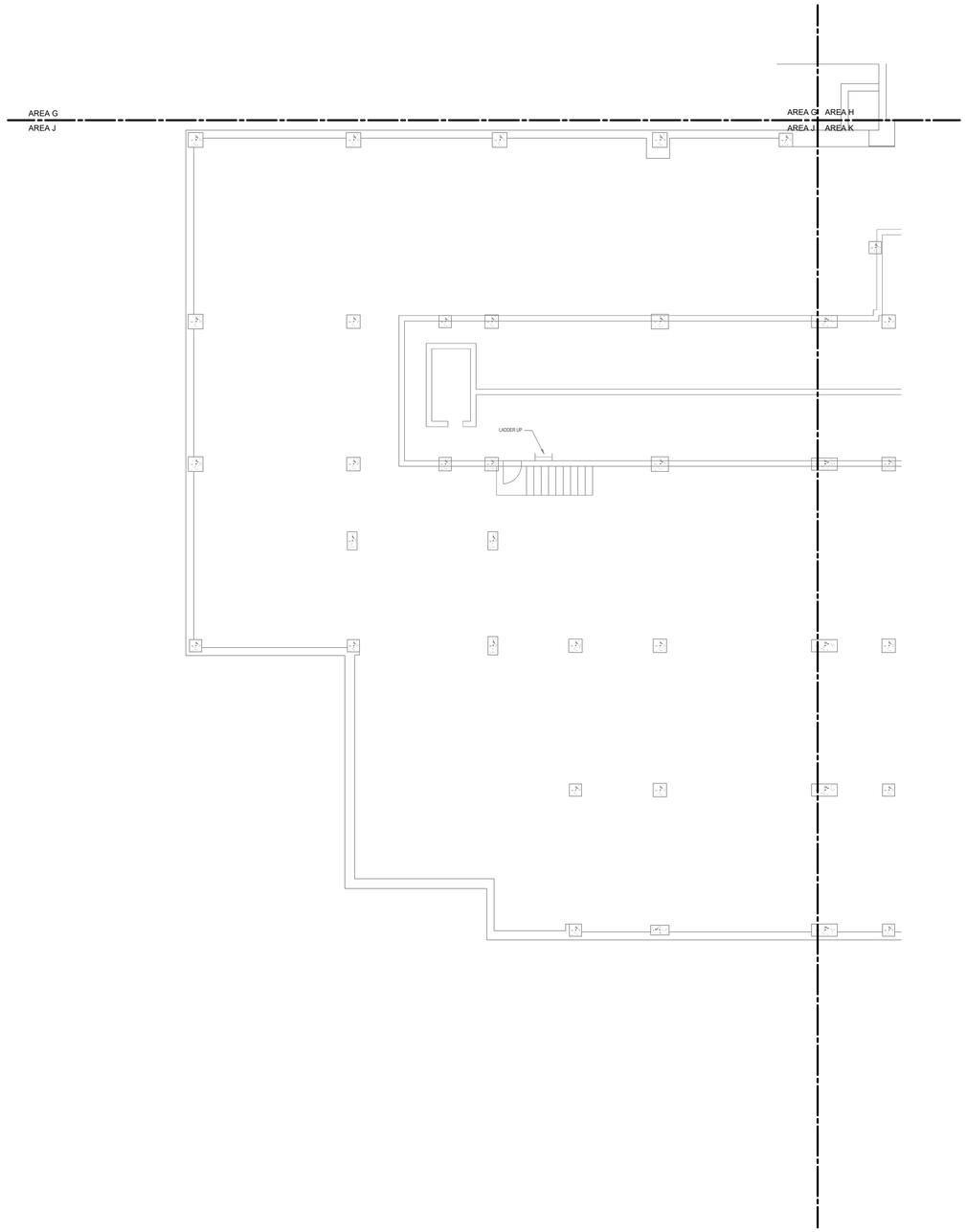

SHEET NOTES:

1. REMOVE ALL NETWORK CABLING TO POINTS OF TERMINATION IN ASSOCIATED TELECOM ROOMS. REFER TO FLOOR PLANS AND SHEET T1001 FOR TR ROOM LOCATIONS.
2. REFER TO ARCHITECTURAL PHASING PLANS FOR WHEN EXISTING CABLING IS ALLOWED TO BE DEMOLISHED.
3. FOR ALL EXISTING WIRELESS ACCESS POINTS AND SURVEILLANCE CAMERAS, DEVICES SHALL REMAIN. SCOPE OF WORK INCLUDES CABLE REPLACEMENT ONLY. COORDINATE WITH COR FOR ANY DOWNTIME OF DEVICES.
4. EXISTING LOCATIONS OF WORK AREA OUTLETS SHOWN ON THIS SHEET MAY NOT NECESSARILY BE IN THE EXACT LOCATION AS IDENTIFIED.
5. UNLESS NOTED OTHERWISE, ALL NURSE CALL AND SECURITY EQUIPMENT IN EXISTING DATA CLOSETS SHALL REMAIN. PROTECT IN PLACE.

1 BUILDING 111 SUB-BASEMENT DEMOLITION PLAN - TECHNOLOGY - AREA J

1/8" = 1'-0"

TRUE NORTH
PLAN NORTH

Revisions:	Date:
35% SCHEMATIC DESIGN SUBMISSION	5.17.21
65% DESIGN DEVELOPMENT SUBMISSION	6.15.21
65% DESIGN DEVELOPMENT RESUBMISSION	8.25.21

CONSULTANT

IMEG
The FUTURE Built Smarter www.imegcorp.com
15 SUNNEN DRIVE
SUITE 104
ST. LOUIS, MO 63143
P: 314.645.1132 F: 314.645.1173
PROJECT #18004375.03

ARCHITECT/ENGINEER OF RECORD

Romanyk Consulting
Focusing on what matters
Romanyk Consulting Corp. www.romanykconsulting.com
3308 Preston Road, Suite 350-164, Plano, Texas 75093

STAMP

REGISTERED COMMUNICATIONS DISTRIBUTION DESIGNER
Bicsi
DAVID LARSON
BICSI ID # 106098
EXPIRES 12-31-25
RCDD

Office of Construction and Facilities Management

VA U.S. Department of Veterans Affairs

Drawing Title: BUILDING 111 SUB-BASEMENT DEMO PLAN - TECHNOLOGY - AREA J

Approved:

Phase: FINAL BID DOCUMENTS

Sprinklered: FULLY SPRINKLERED

Project Title: EHRM INFRASTRUCTURE UPGRADES - MILWAUKEE, WI

Location: 5000 W. NATIONAL AVENUE MILWAUKEE, WI

Issue Date: SEPTEMBER 05, 2025 | Checked: PHINIE | Drawn: MAIBEJ

Project Number: 695-21-700

Building Number: 111

Drawing Number: 111-TD1009J

VA FORM 08 - 6231

Autodesk Docs://OCFM East - Milwaukee EHRM (R24)/T24_18004375.03_VA MilwEHRM_C.rvt

9/3/2025 3:57:16 PM

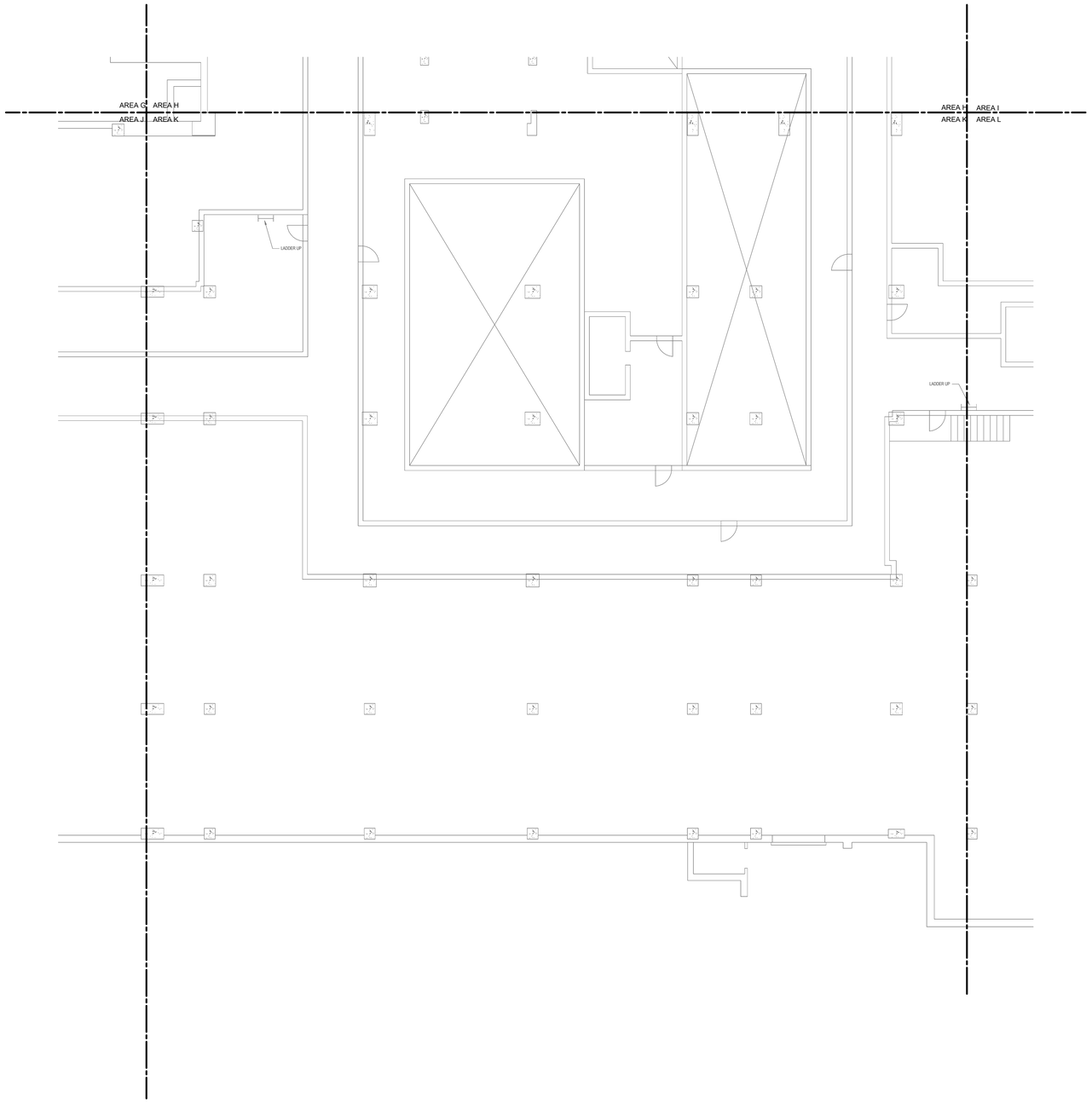

SHEET NOTES:

1. REMOVE ALL NETWORK CABLING TO POINTS OF TERMINATION IN ASSOCIATED TELECOM ROOMS. REFER TO FLOOR PLANS AND SHEET T1001 FOR TR ROOM LOCATIONS.
2. REFER TO ARCHITECTURAL PHASING PLANS FOR WHEN EXISTING CABLING IS ALLOWED TO BE DEMOLISHED.
3. FOR ALL EXISTING WIRELESS ACCESS POINTS AND SURVEILLANCE CAMERAS, DEVICES SHALL REMAIN. SCOPE OF WORK INCLUDES CABLE REPLACEMENT ONLY. COORDINATE WITH COR FOR ANY DOWNTIME OF DEVICES.
4. EXISTING LOCATIONS OF WORK AREA OUTLETS SHOWN ON THIS SHEET MAY NOT NECESSARILY BE IN THE EXACT LOCATION AS IDENTIFIED.
5. UNLESS NOTED OTHERWISE, ALL NURSE CALL AND SECURITY EQUIPMENT IN EXISTING DATA CLOSETS SHALL REMAIN. PROTECT IN PLACE.

1 BUILDING 111 SUB-BASEMENT DEMOLITION PLAN - TECHNOLOGY - AREA K

1/8" = 1'-0"

TRUE NORTH
PLAN NORTH

Revisions:	Date:
35% SCHEMATIC DESIGN SUBMISSION	5.17.21
65% DESIGN DEVELOPMENT SUBMISSION	6.15.21
65% DESIGN DEVELOPMENT RESUBMISSION	8.25.21

CONSULTANT

IMEG
The FUTURE. Built Smarter. www.imegcorp.com
15 SUNNEN DRIVE
SUITE 104
ST. LOUIS, MO 63143
P: 314.645.1132 F: 314.645.1173
PROJECT #18004375.03

ARCHITECT/ENGINEER OF RECORD

Romanyk Consulting
Focusing on what matters
Romanyk Consulting Corp. www.romanykconsulting.com
3308 Preston Road, Suite 350-164, Plano, Texas 75093

STAMP

REGISTERED COMMUNICATIONS DISTRIBUTION DESIGNER
Bicsi
DAVID LARSON
BICSI ID # 106098
EXPIRES 12-31-25
RCDD

Office of Construction and Facilities Management

VA U.S. Department of Veterans Affairs

Drawing Title: BUILDING 111 SUB-BASEMENT DEMO PLAN - TECHNOLOGY - AREA K	Phase: FINAL BID DOCUMENTS	Project Title: EHRM INFRASTRUCTURE UPGRADES - MILWAUKEE, WI	Project Number: 695-21-700
			Building Number: 111
Approved:	Sprinklered: FULLY SPRINKLERED	Location: 5000 W. NATIONAL AVENUE MILWAUKEE, WI	Drawing Number: 111-TD1009K
		Issue Date: SEPTEMBER 05, 2025 / Checked: PHINIE / Drawn: MAIBEJ	

VA FORM 08 - 6231

Autodesk Docs://OCFM East - Milwaukee EHRM (R24)/T24_18004375.03_VA MilwEHRM_C.rvt

9/3/2025 3:57:17 PM

Graphic Scale: 1/16" = 1'-0"
Graphic Scale: 1/8" = 1'-0"
Graphic Scale: 3/32" = 1'-0"
Graphic Scale: 1/4" = 1'-0"
Graphic Scale: 3/8" = 1'-0"
Graphic Scale: 1/2" = 1'-0"
Graphic Scale: 3/4" = 1'-0"
Graphic Scale: 1" = 1'-0"
Graphic Scale: 1 1/2" = 1'-0"

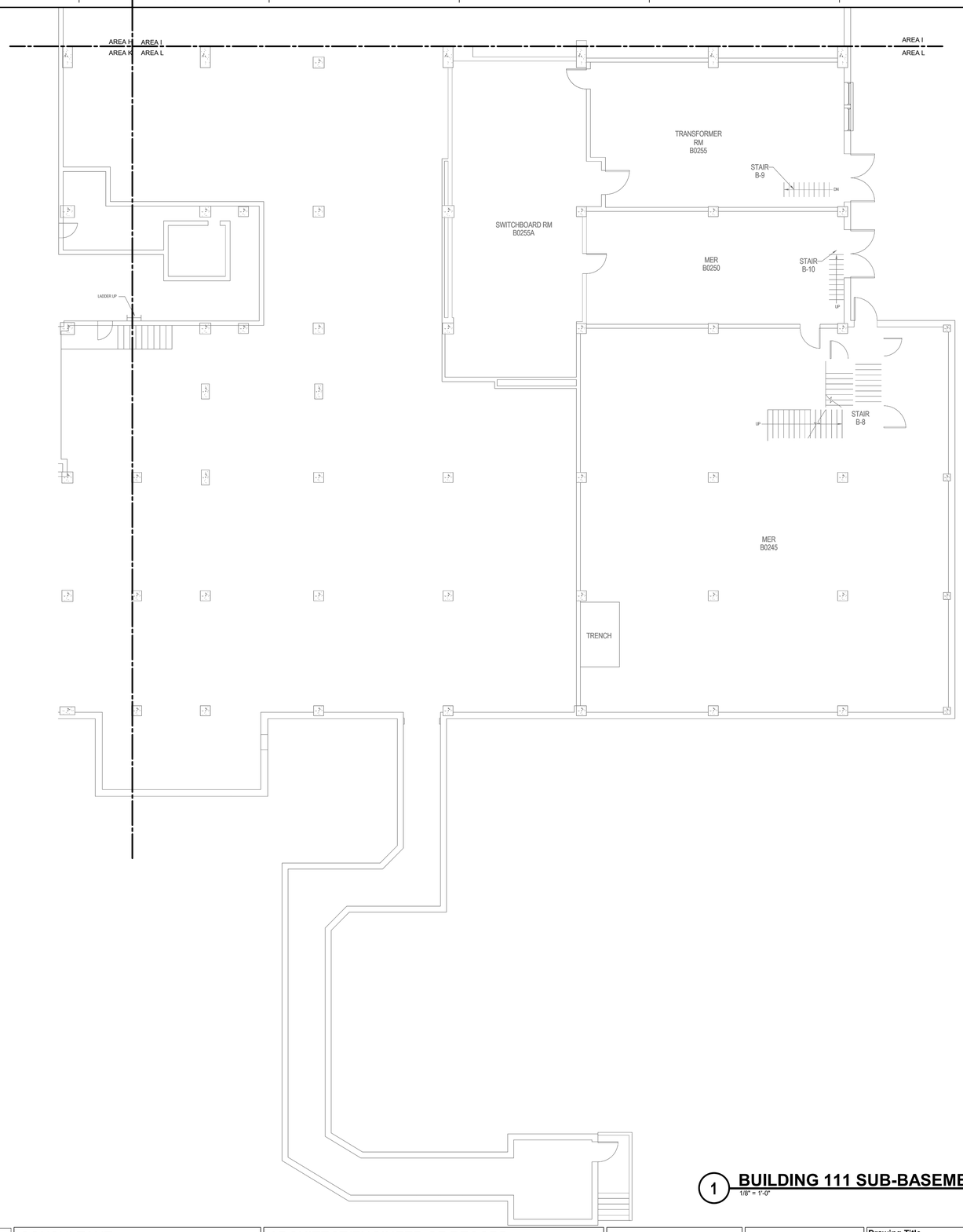

SHEET NOTES:

1. REMOVE ALL NETWORK CABLING TO POINTS OF TERMINATION IN ASSOCIATED TELECOM ROOMS. REFER TO FLOOR PLANS AND SHEET T1001 FOR TR ROOM LOCATIONS.
2. REFER TO ARCHITECTURAL PHASING PLANS FOR WHEN EXISTING CABLING IS ALLOWED TO BE DEMOLISHED.
3. FOR ALL EXISTING WIRELESS ACCESS POINTS AND SURVEILLANCE CAMERAS, DEVICES SHALL REMAIN. SCOPE OF WORK INCLUDES CABLE REPLACEMENT ONLY. COORDINATE WITH COR FOR ANY DOWNTIME OF DEVICES.
4. EXISTING LOCATIONS OF WORK AREA OUTLETS SHOWN ON THIS SHEET MAY NOT NECESSARILY BE IN THE EXACT LOCATION AS IDENTIFIED.
5. UNLESS NOTED OTHERWISE, ALL NURSE CALL AND SECURITY EQUIPMENT IN EXISTING DATA CLOSETS SHALL REMAIN. PROTECT IN PLACE.

1 BUILDING 111 SUB-BASEMENT DEMOLITION PLAN - TECHNOLOGY - AREA L

1/8" = 1'-0"

TRUE NORTH
PLAN NORTH

Revisions:	Date:
35% SCHEMATIC DESIGN SUBMISSION	5.17.21
65% DESIGN DEVELOPMENT SUBMISSION	6.15.21
65% DESIGN DEVELOPMENT RESUBMISSION	8.25.21

CONSULTANT

IMEG
The FUTURE. Built Smarter. www.imegcorp.com
15 SUNNEN DRIVE
SUITE 104
ST. LOUIS, MO 63143
P: 314.645.1132 F: 314.645.1173
PROJECT #18004375.03

ARCHITECT/ENGINEER OF RECORD

Romanyk Consulting
Focusing on what matters
Romanyk Consulting Corp. www.romanykconsulting.com
3308 Preston Road, Suite 350-164, Plano, Texas 75093

STAMP

REGISTERED COMMUNICATIONS DISTRIBUTION DESIGNER
Bicsi
DAVID LARSON
BICSI ID # 106098
Expires 12-31-25
RCDD

Office of Construction and Facilities Management

VA U.S. Department of Veterans Affairs

Drawing Title: BUILDING 111 SUB-BASEMENT DEMO PLAN - TECHNOLOGY - AREA L	Phase: FINAL BID DOCUMENTS	Project Title: EHRM INFRASTRUCTURE UPGRADES - MILWAUKEE, WI	Project Number: 695-21-700
Approved:	Sprinklered: FULLY SPRINKLERED	Location: 5000 W. NATIONAL AVENUE MILWAUKEE, WI	Building Number: 111
		Issue Date: SEPTEMBER 05, 2025 / Checked: PHINIE / Drawn: MAIBEJ	Drawing Number: 111-TD1009L

VA FORM 08 - 6231

Autodesk Docs://OCFM East - Milwaukee EHRM (R24)/T24_18004375.03_VA MilwEHRM_C.rvt
9/3/2025 3:57:18 PM

NOTES:

1. UNLESS NOTED OTHERWISE, ALL NURSE CALL AND SECURITY EQUIPMENT IN EXISTING DATA CLOSETS SHALL REMAIN. PROTECT IN PLACE.

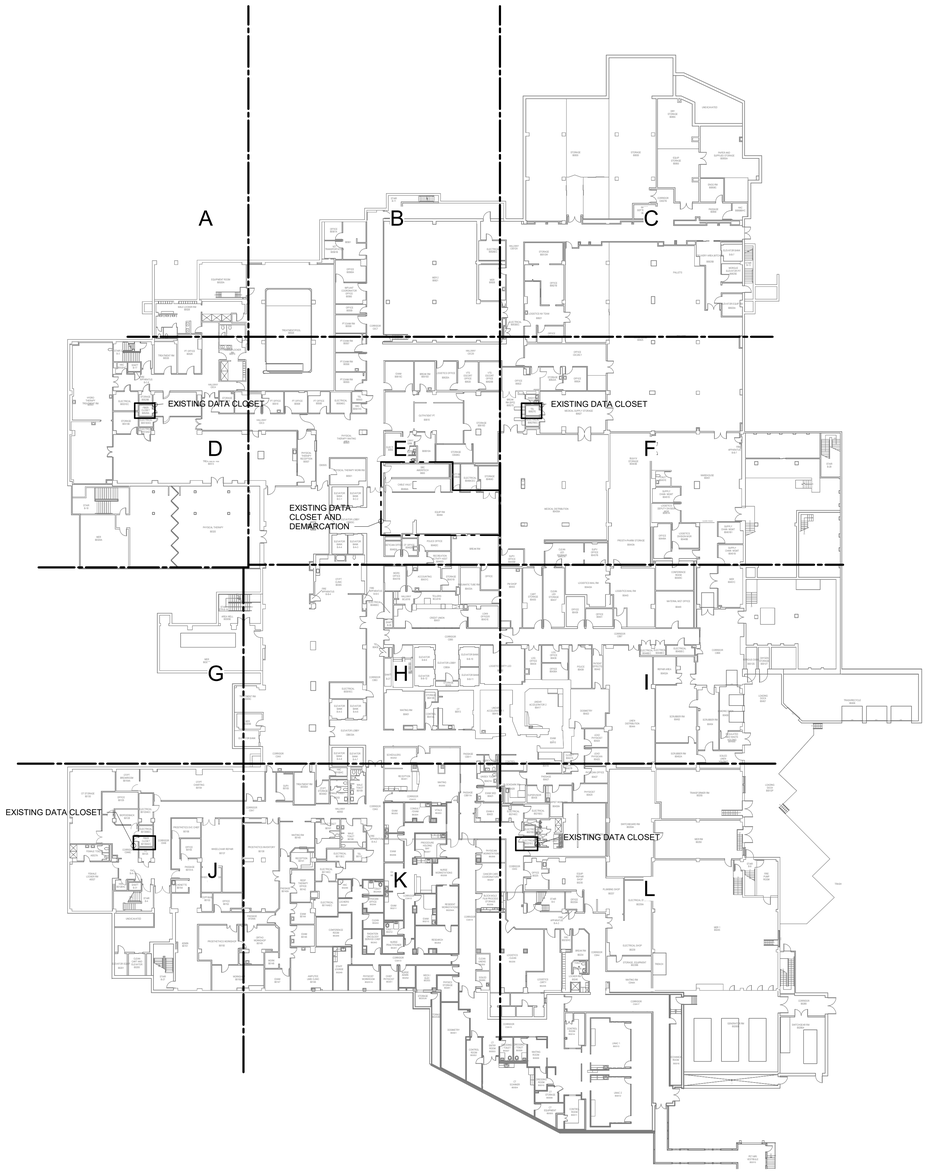

1 BUILDING 111 BASEMENT OVERALL DEMOLITION PLAN - TECHNOLOGY

1" = 30'-0"

TRUE NORTH
PLAN NORTH

35% SCHEMATIC DESIGN SUBMISSION	5.17.21
65% DESIGN DEVELOPMENT SUBMISSION	6.15.21
65% DESIGN DEVELOPMENT RESUBMISSION	8.25.21
Revisions:	Date:

CONSULTANT

IMEG
The FUTURE. Built Smarter www.imegcorp.com
15 SUNNEN DRIVE
SUITE 104
ST. LOUIS, MO 63143
P: 314.645.1132 F: 314.645.1173
PROJECT #18004375.03

ARCHITECT/ENGINEER OF RECORD

Romanyk Consulting
Focusing on what matters
Romanyk Consulting Corp. www.romanykconsulting.com
3308 Preston Road, Suite 350-164, Plano, Texas 75093

STAMP

REGISTERED COMMUNICATIONS DISTRIBUTION DESIGNER
Bicsi
DAVID LARSON
BICSI ID # 106098
EXPIRES 12-31-25
RCDD

Office of Construction and Facilities Management
VA U.S. Department of Veterans Affairs

Drawing Title: BUILDING 111 BASEMENT OVERALL DEMO PLAN - TECHNOLOGY	Phase: FINAL BID DOCUMENTS	Project Title: EHRM INFRASTRUCTURE UPGRADES - MILWAUKEE, WI		Project Number: 695-21-700
				Building Number: 111
Approved:	Sprinklered: FULLY SPRINKLERED	Location: 5000 W. NATIONAL AVENUE MILWAUKEE, WI		Drawing Number: 111-TD1100
		Issue Date: SEPTEMBER 05, 2025	Checked: PHINIE	Drawn: MAIBEJ

VA FORM 08 - 6231

Autodesk Docs://OCFM East - Milwaukee EHRM (R24)/724_18004375.03_VA MilwEHRM_C.rvt

9/3/2025 3:57:20 PM

SHEET NOTES:

1. REMOVE ALL NETWORK CABLING TO POINTS OF TERMINATION IN ASSOCIATED TELECOM ROOMS. REFER TO FLOOR PLANS AND SHEET T1001 FOR TR ROOM LOCATIONS.
2. REFER TO ARCHITECTURAL PHASING PLANS FOR WHEN EXISTING CABLING IS ALLOWED TO BE DEMOLISHED.
3. FOR ALL EXISTING WIRELESS ACCESS POINTS AND SURVEILLANCE CAMERAS, DEVICES SHALL REMAIN. SCOPE OF WORK INCLUDES CABLE REPLACEMENT ONLY. COORDINATE WITH COR FOR ANY DOWNTIME OF DEVICES.
4. EXISTING LOCATIONS OF WORK AREA OUTLETS SHOWN ON THIS SHEET MAY NOT NECESSARILY BE IN THE EXACT LOCATION AS IDENTIFIED.
5. UNLESS NOTED OTHERWISE, ALL NURSE CALL AND SECURITY EQUIPMENT IN EXISTING DATA CLOSETS SHALL REMAIN. PROTECT IN PLACE.

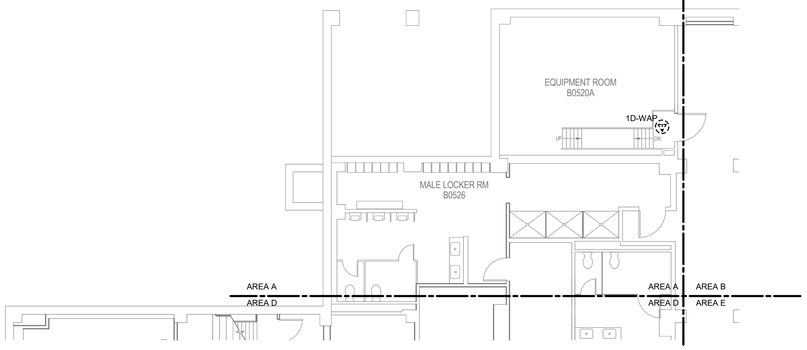

1 BUILDING 111 BASEMENT DEMOLITION PLAN - TECHNOLOGY - AREA A

1/8" = 1'-0"

TRUE NORTH
PLAN NORTH

35% SCHEMATIC DESIGN SUBMISSION	5.17.21
65% DESIGN DEVELOPMENT SUBMISSION	6.15.21
65% DESIGN DEVELOPMENT RESUBMISSION	8.25.21
Revisions:	Date:

CONSULTANT

IMEG
The FUTURE. Built Smarter. www.imegcorp.com
15 SUNNEN DRIVE
SUITE 104
ST. LOUIS, MO 63143
P: 314.645.1132 F: 314.645.1173
PROJECT #180043750.03

ARCHITECT/ENGINEER OF RECORD

Romanyk Consulting
Focusing on what matters
Romanyk Consulting Corp. www.romanykconsulting.com
3308 Preston Road, Suite 350-164, Plano, Texas 75093

STAMP

REGISTERED COMMUNICATIONS DISTRIBUTION DESIGNER
Bicsi
DAVID LARSON
BICSI ID # 106098
Expires 12.30.25
RCDD

Office of Construction and Facilities Management

VA U.S. Department of Veterans Affairs

Drawing Title: BUILDING 111 BASEMENT DEMO PLAN - TECHNOLOGY - AREA A	Phase: FINAL BID DOCUMENTS	Project Title: EHRM INFRASTRUCTURE UPGRADES - MILWAUKEE, WI	Project Number: 695-21-700
Approved:	Sprinklered: FULLY SPRINKLERED	Location: 5000 W. NATIONAL AVENUE MILWAUKEE, WI	Building Number: 111
		Issue Date: SEPTEMBER 05, 2025 / Checked: PHINIE / Drawn: MAIBEJ	Drawing Number: 111-TD1100A

VA FORM 08 - 6231

Autodesk Docs://OCFM East - Milwaukee EHRM (R24)/T24_180043750.03_VA MilwEHRM_C.rvt
9/3/2025 3:57:21 PM

Graphic Scale: 1/16" = 1'-0"
Graphic Scale: 1/8" = 1'-0"
Graphic Scale: 3/32" = 1'-0"
Graphic Scale: 1/4" = 1'-0"
Graphic Scale: 3/8" = 1'-0"
Graphic Scale: 1/2" = 1'-0"
Graphic Scale: 3/4" = 1'-0"
Graphic Scale: 1" = 1'-0"
Graphic Scale: 1 1/2" = 1'-0"

SHEET NOTES:

1. REMOVE ALL NETWORK CABLING TO POINTS OF TERMINATION IN ASSOCIATED TELECOM ROOMS. REFER TO FLOOR PLANS AND SHEET T1001 FOR TR ROOM LOCATIONS.
2. REFER TO ARCHITECTURAL PHASING PLANS FOR WHEN EXISTING CABLING IS ALLOWED TO BE DEMOLISHED.
3. FOR ALL EXISTING WIRELESS ACCESS POINTS AND SURVEILLANCE CAMERAS, DEVICES SHALL REMAIN. SCOPE OF WORK INCLUDES CABLE REPLACEMENT ONLY. COORDINATE WITH COR FOR ANY DOWNTIME OF DEVICES.
4. EXISTING LOCATIONS OF WORK AREA OUTLETS SHOWN ON THIS SHEET MAY NOT NECESSARILY BE IN THE EXACT LOCATION AS IDENTIFIED.
5. UNLESS NOTED OTHERWISE, ALL NURSE CALL AND SECURITY EQUIPMENT IN EXISTING DATA CLOSETS SHALL REMAIN. PROTECT IN PLACE.

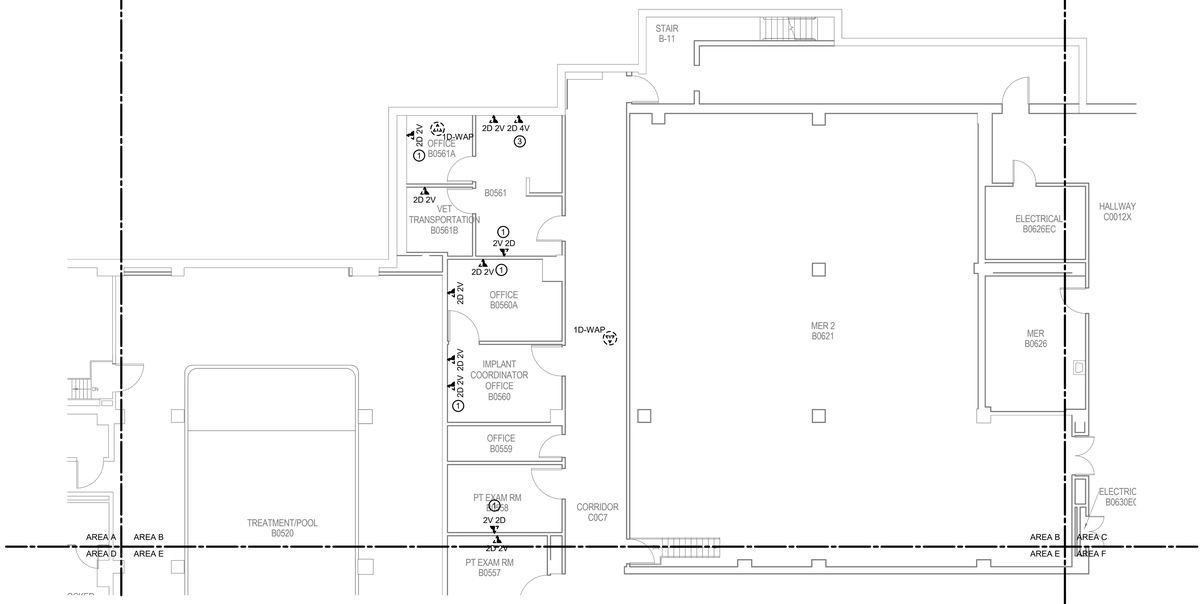

1 BUILDING 111 BASEMENT DEMOLITION PLAN - TECHNOLOGY - AREA B

1/8" = 1'-0"

TRUE NORTH
PLAN NORTH

35% SCHEMATIC DESIGN SUBMISSION	5.17.21
65% DESIGN DEVELOPMENT SUBMISSION	6.15.21
65% DESIGN DEVELOPMENT RESUBMISSION	8.25.21
Revisions:	Date:

CONSULTANT

IMEG
The FUTURE. Built Smarter. www.imegcorp.com
15 SUNNEN DRIVE
SUITE 104
ST. LOUIS, MO 63143
P: 314.645.1132 F: 314.645.1173
PROJECT #18004375.03

ARCHITECT/ENGINEER OF RECORD

Romanyk Consulting
Focusing on what matters
Romanyk Consulting Corp. www.romanykconsulting.com
3308 Preston Road, Suite 350-164, Plano, Texas 75093

STAMP

REGISTERED COMMUNICATIONS DISTRIBUTION DESIGNER
Bicsi
DAVID LARSON
BICSI ID # 105098
Expires 12-31-25
RCDD

Office of Construction and Facilities Management

VA U.S. Department of Veterans Affairs

Drawing Title: BUILDING 111 BASEMENT DEMO PLAN - TECHNOLOGY - AREA B	Phase: FINAL BID DOCUMENTS	Project Title: EHRM INFRASTRUCTURE UPGRADES - MILWAUKEE, WI	Project Number: 695-21-700
			Building Number: 111
Approved:	Sprinklered: FULLY SPRINKLERED	Location: 5000 W. NATIONAL AVENUE MILWAUKEE, WI	Drawing Number: 111-TD1100B
		Issue Date: SEPTEMBER 05, 2025 / Checked: PHINIE / Drawn: MAIBEJ	

VA FORM 08 - 6231

Autodesk Docs://OCFM East - Milwaukee EHRM (R24)/T24_18004375.03_VA MilwEHRM_C.rvt
9/3/2025 3:57:22 PM

SHEET NOTES:

1. REMOVE ALL NETWORK CABLING TO POINTS OF TERMINATION IN ASSOCIATED TELECOM ROOMS. REFER TO FLOOR PLANS AND SHEET T1001 FOR TR ROOM LOCATIONS.
2. REFER TO ARCHITECTURAL PHASING PLANS FOR WHEN EXISTING CABLING IS ALLOWED TO BE DEMOLISHED.
3. FOR ALL EXISTING WIRELESS ACCESS POINTS AND SURVEILLANCE CAMERAS, DEVICES SHALL REMAIN. SCOPE OF WORK INCLUDES CABLE REPLACEMENT ONLY. COORDINATE WITH COR FOR ANY DOWNTIME OF DEVICES.
4. EXISTING LOCATIONS OF WORK AREA OUTLETS SHOWN ON THIS SHEET MAY NOT NECESSARILY BE IN THE EXACT LOCATION AS IDENTIFIED.
5. UNLESS NOTED OTHERWISE, ALL NURSE CALL AND SECURITY EQUIPMENT IN EXISTING DATA CLOSETS SHALL REMAIN. PROTECT IN PLACE.

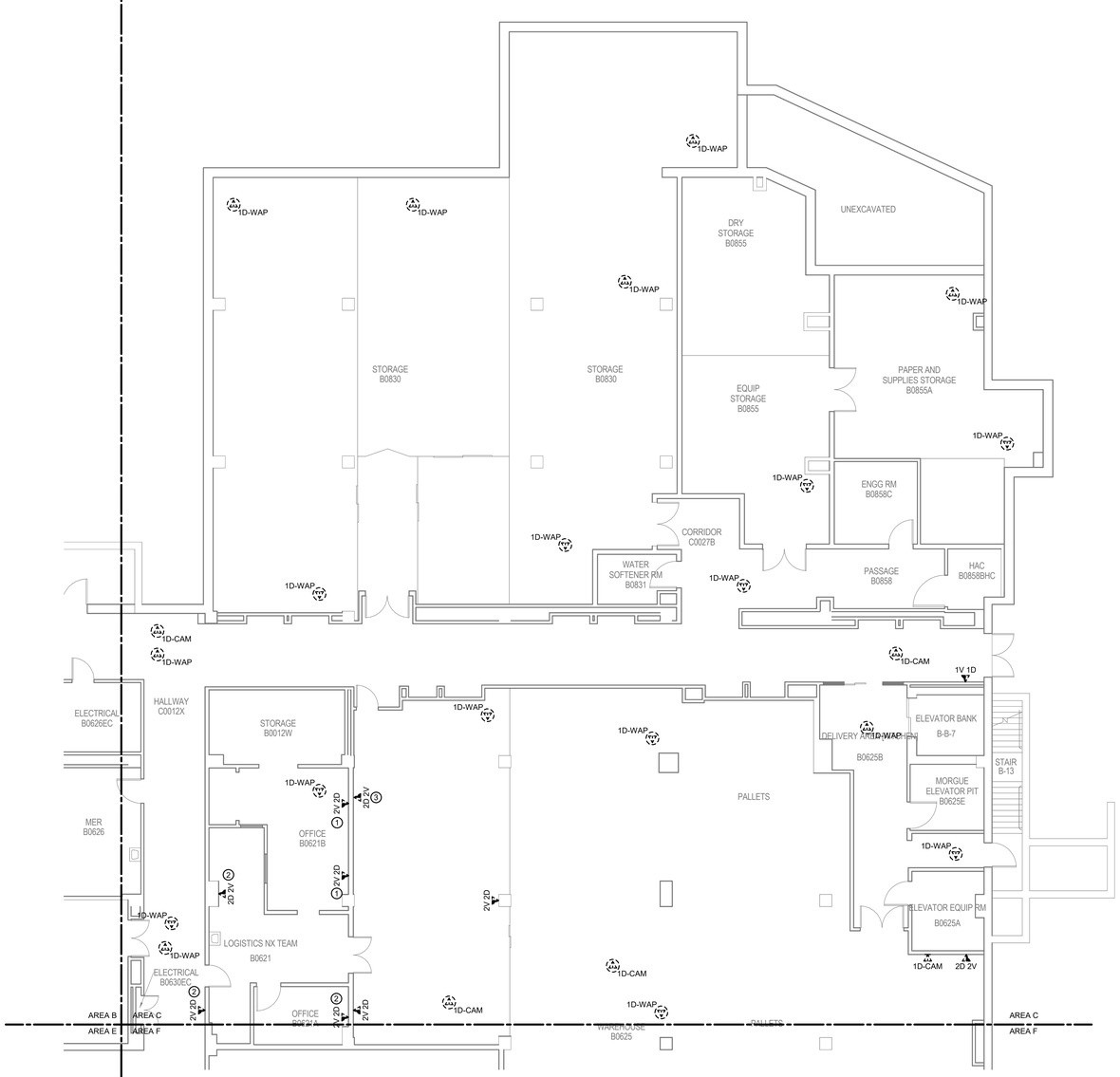

1 BUILDING 111 BASEMENT DEMOLITION PLAN - TECHNOLOGY - AREA C

1/8" = 1'-0"

TRUE NORTH
PLAN NORTH

35% SCHEMATIC DESIGN SUBMISSION	5.17.21
65% DESIGN DEVELOPMENT SUBMISSION	6.15.21
65% DESIGN DEVELOPMENT RESUBMISSION	8.25.21
Revisions:	Date:

CONSULTANT

IMEG
The FUTURE. Built Smarter www.imegcorp.com
15 SUNNEN DRIVE
SUITE 104
ST. LOUIS, MO 63143
P: 314.645.1132 F: 314.645.1173
PROJECT #180043375.03

ARCHITECT/ENGINEER OF RECORD

Romanyk Consulting
Focusing on what matters
Romanyk Consulting Corp. www.romanykconsulting.com
3308 Preston Road, Suite 350-164, Plano, Texas 75093

STAMP

REGISTERED COMMUNICATIONS DISTRIBUTION DESIGNER
Bicsi
DAVID LARSON
BICSI ID # 106098
Expires 12-31-25
RCDD

Office of Construction and Facilities Management

VA U.S. Department of Veterans Affairs

Drawing Title: BUILDING 111 BASEMENT DEMO PLAN - TECHNOLOGY - AREA C	Phase: FINAL BID DOCUMENTS	Project Title: EHRM INFRASTRUCTURE UPGRADES - MILWAUKEE, WI	Project Number: 695-21-700
			Building Number: 111
Approved:	Sprinklered: FULLY SPRINKLERED	Location: 5000 W. NATIONAL AVENUE MILWAUKEE, WI	Drawing Number: 111-TD1100C
		Issue Date: SEPTEMBER 05, 2025 / Checked: PHINIE / Drawn: MAIBEJ	

VA FORM 08 - 6231

Autodesk Docs://OCFM East - Milwaukee EHRM (R24)/T24_180043375.03_VA Milw/EHRM_C.rvt
9/3/2025 3:57:23 PM

SHEET NOTES:

1. REMOVE ALL NETWORK CABLING TO POINTS OF TERMINATION IN ASSOCIATED TELECOM ROOMS. REFER TO FLOOR PLANS AND SHEET T1001 FOR TR ROOM LOCATIONS.
2. REFER TO ARCHITECTURAL PHASING PLANS FOR WHEN EXISTING CABLING IS ALLOWED TO BE DEMOLISHED.
3. FOR ALL EXISTING WIRELESS ACCESS POINTS AND SURVEILLANCE CAMERAS, DEVICES SHALL REMAIN. SCOPE OF WORK INCLUDES CABLE REPLACEMENT ONLY. COORDINATE WITH COR FOR ANY DOWNTIME OF DEVICES.
4. EXISTING LOCATIONS OF WORK AREA OUTLETS SHOWN ON THIS SHEET MAY NOT NECESSARILY BE IN THE EXACT LOCATION AS IDENTIFIED.
5. UNLESS NOTED OTHERWISE, ALL NURSE CALL AND SECURITY EQUIPMENT IN EXISTING DATA CLOSETS SHALL REMAIN. PROTECT IN PLACE.

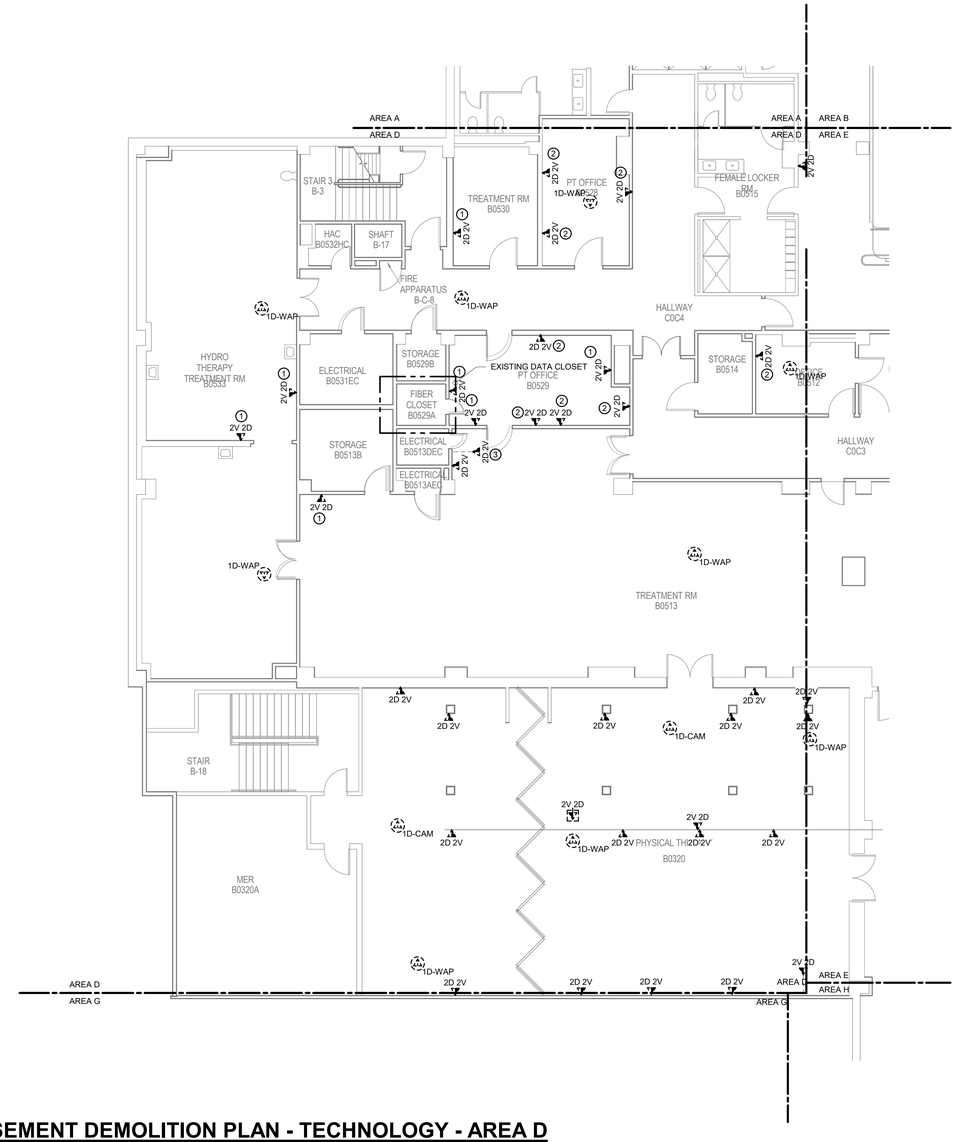

1 BUILDING 111 BASEMENT DEMOLITION PLAN - TECHNOLOGY - AREA D

1/8" = 1'-0"

TRUE NORTH
PLAN NORTH

35% SCHEMATIC DESIGN SUBMISSION	5.17.21
65% DESIGN DEVELOPMENT SUBMISSION	6.15.21
65% DESIGN DEVELOPMENT RESUBMISSION	8.25.21
Revisions:	Date:

CONSULTANT

IMEG
The FUTURE Built Smarter www.imegcorp.com
15 SUNNEN DRIVE
SUITE 104
ST. LOUIS, MO 63143
P: 314.645.1132 F: 314.645.1173
PROJECT #18004375.03

ARCHITECT/ENGINEER OF RECORD

Romanyk Consulting
Focusing on what matters
Romanyk Consulting Corp. www.romanykconsulting.com
3308 Preston Road, Suite 350-164, Plano, Texas 75093

STAMP

REGISTERED COMMUNICATIONS DISTRIBUTION DESIGNER
Bicsi
DAVID LARSON
BICSI ID # 106098
EXPIRES 12-31-25
RCDD

Office of Construction and Facilities Management

VA U.S. Department of Veterans Affairs

Drawing Title BUILDING 111 BASEMENT DEMO PLAN - TECHNOLOGY - AREA D	**Phase** FINAL BID DOCUMENTS	**Project Title** EHRM INFRASTRUCTURE UPGRADES - MILWAUKEE, WI		**Project Number** 695-21-700
				Building Number 111
Approved:	**Sprinklered** FULLY SPRINKLERED	**Location** 5000 W. NATIONAL AVENUE MILWAUKEE, WI		**Drawing Number** 111-TD1100D
		Issue Date SEPTEMBER 05, 2025	**Checked** PHINIE	**Drawn** MAIBEJ

VA FORM 08 - 6231

Autodesk Docs://OCFM East - Milwaukee EHRM /R24/T24_18004375.03_VA MilwEHRM_C.rvt

9/3/2025 3:57:24 PM

SHEET NOTES:

1. REMOVE ALL NETWORK CABLING TO POINTS OF TERMINATION IN ASSOCIATED TELECOM ROOMS. REFER TO FLOOR PLANS AND SHEET T1001 FOR TR ROOM LOCATIONS.
2. REFER TO ARCHITECTURAL PHASING PLANS FOR WHEN EXISTING CABLING IS ALLOWED TO BE DEMOLISHED.
3. FOR ALL EXISTING WIRELESS ACCESS POINTS AND SURVEILLANCE CAMERAS, DEVICES SHALL REMAIN. SCOPE OF WORK INCLUDES CABLE REPLACEMENT ONLY. COORDINATE WITH COR FOR ANY DOWNTIME OF DEVICES.
4. EXISTING LOCATIONS OF WORK AREA OUTLETS SHOWN ON THIS SHEET MAY NOT NECESSARILY BE IN THE EXACT LOCATION AS IDENTIFIED.
5. UNLESS NOTED OTHERWISE, ALL NURSE CALL AND SECURITY EQUIPMENT IN EXISTING DATA CLOSETS SHALL REMAIN. PROTECT IN PLACE.

KEYNOTES: (#)

1. AT&T FIBER ENTRANCE ROOM TO REMAIN, PROTECT IN PLACE
2. SERVER ROOM TO REMAIN, PROTECT IN PLACE.
3. EXISTING COPPER DEMARCATION, PROTECT IN PLACE.

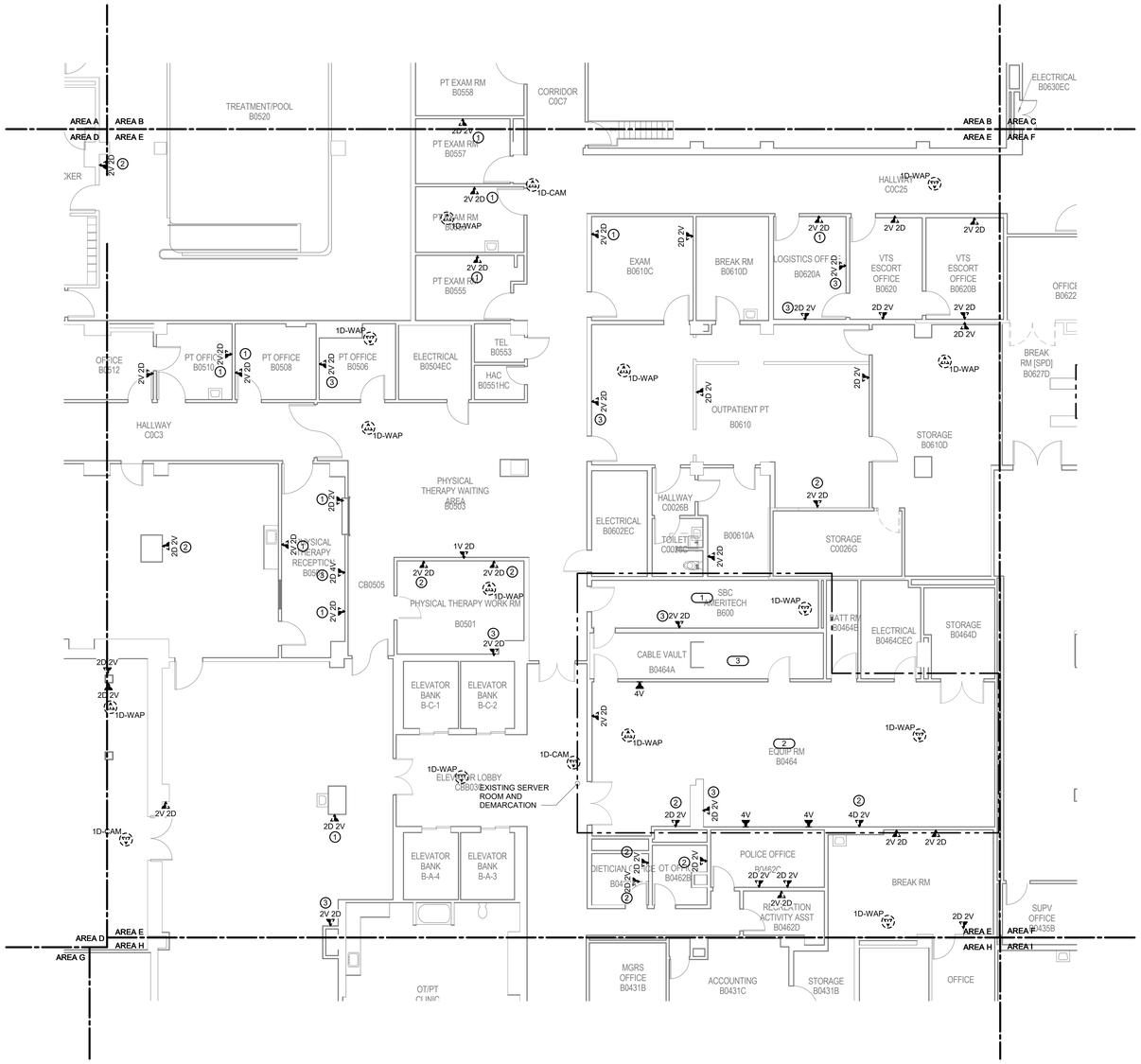

1 BUILDING 111 BASEMENT DEMOLITION PLAN - TECHNOLOGY - AREA E

1/8" = 1'-0"

TRUE NORTH
PLAN NORTH

Revisions:	Date:
35% SCHEMATIC DESIGN SUBMISSION	5.17.21
65% DESIGN DEVELOPMENT SUBMISSION	6.15.21
65% DESIGN DEVELOPMENT RESUBMISSION	8.25.21

CONSULTANT

IMEG
The FUTURE. Built Smarter. www.imegcorp.com
15 SUNNEN DRIVE
SUITE 104
ST. LOUIS, MO 63143
P: 314.645.1132 F: 314.645.1173
PROJECT #18004375.03

ARCHITECT/ENGINEER OF RECORD

Romanyk Consulting
Focusing on what matters
Romanyk Consulting Corp. www.romanykconsulting.com
3308 Preston Road, Suite 350-164, Plano, Texas 75093

STAMP

REGISTERED COMMUNICATIONS DISTRIBUTION DESIGNER
Bicsi
DAVID LARSON
BICSI ID # 105098
EXPIRES 12-31-25
RCDD

Office of Construction and Facilities Management

VA U.S. Department of Veterans Affairs

Drawing Title: BUILDING 111 BASEMENT DEMO PLAN - TECHNOLOGY - AREA E	Phase: FINAL BID DOCUMENTS	Project Title: EHRM INFRASTRUCTURE UPGRADES - MILWAUKEE, WI		Project Number: 695-21-700
				Building Number: 111
Approved:	Sprinklered: FULLY SPRINKLERED	Location: 5000 W. NATIONAL AVENUE MILWAUKEE, WI		Drawing Number: 111-TD1100E
		Issue Date: SEPTEMBER 05, 2025	Checked: PHINIE	Drawn: MAIBEJ

VA FORM 08 - 6231

Autodesk Docs://OCFM East - Milwaukee EHRM (R24)/T24_18004375.03_VA MilwEHRM_C.rvt

9/3/2025 3:57:26 PM

SHEET NOTES:

1. REMOVE ALL NETWORK CABLING TO POINTS OF TERMINATION IN ASSOCIATED TELECOM ROOMS. REFER TO FLOOR PLANS AND SHEET T1001 FOR TR ROOM LOCATIONS.
2. REFER TO ARCHITECTURAL PHASING PLANS FOR WHEN EXISTING CABLING IS ALLOWED TO BE DEMOLISHED.
3. FOR ALL EXISTING WIRELESS ACCESS POINTS AND SURVEILLANCE CAMERAS, DEVICES SHALL REMAIN. SCOPE OF WORK INCLUDES CABLE REPLACEMENT ONLY. COORDINATE WITH COR FOR ANY DOWNTIME OF DEVICES.
4. EXISTING LOCATIONS OF WORK AREA OUTLETS SHOWN ON THIS SHEET MAY NOT NECESSARILY BE IN THE EXACT LOCATION AS IDENTIFIED.
5. UNLESS NOTED OTHERWISE, ALL NURSE CALL AND SECURITY EQUIPMENT IN EXISTING DATA CLOSETS SHALL REMAIN. PROTECT IN PLACE.

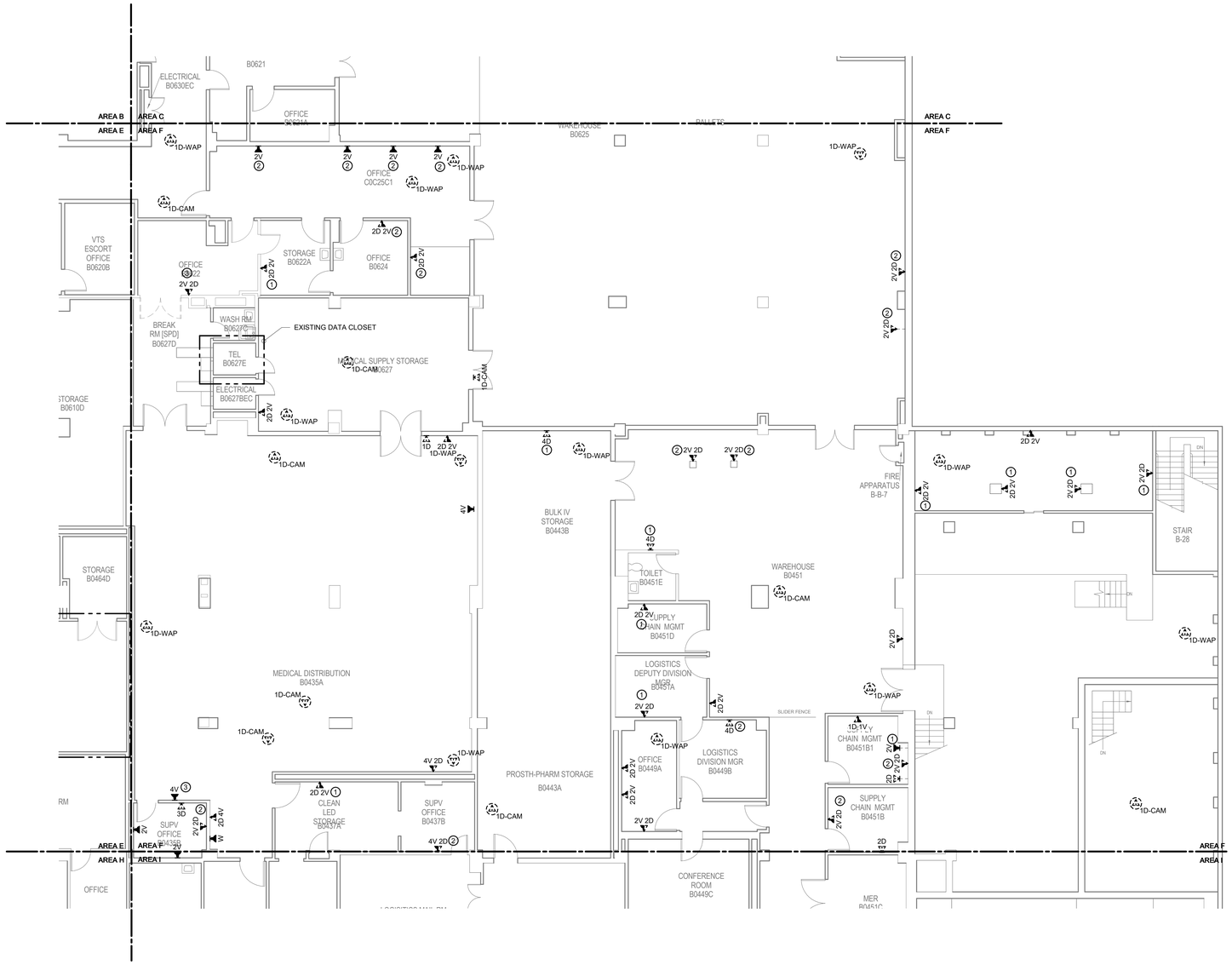

1 BUILDING 111 BASEMENT DEMOLITION PLAN - TECHNOLOGY - AREA F

1/8" = 1'-0"

TRUE NORTH
PLAN NORTH

Revisions:	Date:
35% SCHEMATIC DESIGN SUBMISSION	5.17.21
65% DESIGN DEVELOPMENT SUBMISSION	6.15.21
65% DESIGN DEVELOPMENT RESUBMISSION	8.25.21

CONSULTANT

IMEG
The FUTURE. Built Smarter www.imegcorp.com
15 SUNNEN DRIVE
SUITE 104
ST. LOUIS, MO 63143
P: 314.645.1132 F: 314.645.1173
PROJECT #18004375.03

ARCHITECT/ENGINEER OF RECORD

Romanyk Consulting
Focusing on what matters
Romanyk Consulting Corp. www.romanykconsulting.com
3308 Preston Road, Suite 350-164, Plano, Texas 75093

STAMP

REGISTERED COMMUNICATIONS DISTRIBUTION DESIGNER
BICSI
DAVID LARSON
BICSI ID # 105098
Expires 12-31-25
RCDD

Office of Construction and Facilities Management

VA U.S. Department of Veterans Affairs

Drawing Title BUILDING 111 BASEMENT DEMO PLAN - TECHNOLOGY - AREA F	**Phase** FINAL BID DOCUMENTS	**Project Title** EHRM INFRASTRUCTURE UPGRADES - MILWAUKEE, WI	**Project Number** 695-21-700
			Building Number 111
Approved:	**Sprinklered** FULLY SPRINKLERED	**Location** 5000 W. NATIONAL AVENUE MILWAUKEE, WI	**Drawing Number** 111-TD1100F
		Issue Date SEPTEMBER 05, 2025 / **Checked** PHINIE / **Drawn** MAIBEJ	

VA FORM 08 - 6231

Autodesk Docs://OCFM East - Milwaukee EHRM (R24)/T24_18004375.03_VA MilweEHRM_C.rvt

9/3/2025 3:37:28 PM

SHEET NOTES:

1. REMOVE ALL NETWORK CABLING TO POINTS OF TERMINATION IN ASSOCIATED TELECOM ROOMS. REFER TO FLOOR PLANS AND SHEET T1001 FOR TR ROOM LOCATIONS.
2. REFER TO ARCHITECTURAL PHASING PLANS FOR WHEN EXISTING CABLING IS ALLOWED TO BE DEMOLISHED.
3. FOR ALL EXISTING WIRELESS ACCESS POINTS AND SURVEILLANCE CAMERAS, DEVICES SHALL REMAIN. SCOPE OF WORK INCLUDES CABLE REPLACEMENT ONLY. COORDINATE WITH COR FOR ANY DOWNTIME OF DEVICES.
4. EXISTING LOCATIONS OF WORK AREA OUTLETS SHOWN ON THIS SHEET MAY NOT NECESSARILY BE IN THE EXACT LOCATION AS IDENTIFIED.
5. UNLESS NOTED OTHERWISE, ALL NURSE CALL AND SECURITY EQUIPMENT IN EXISTING DATA CLOSETS SHALL REMAIN. PROTECT IN PLACE.

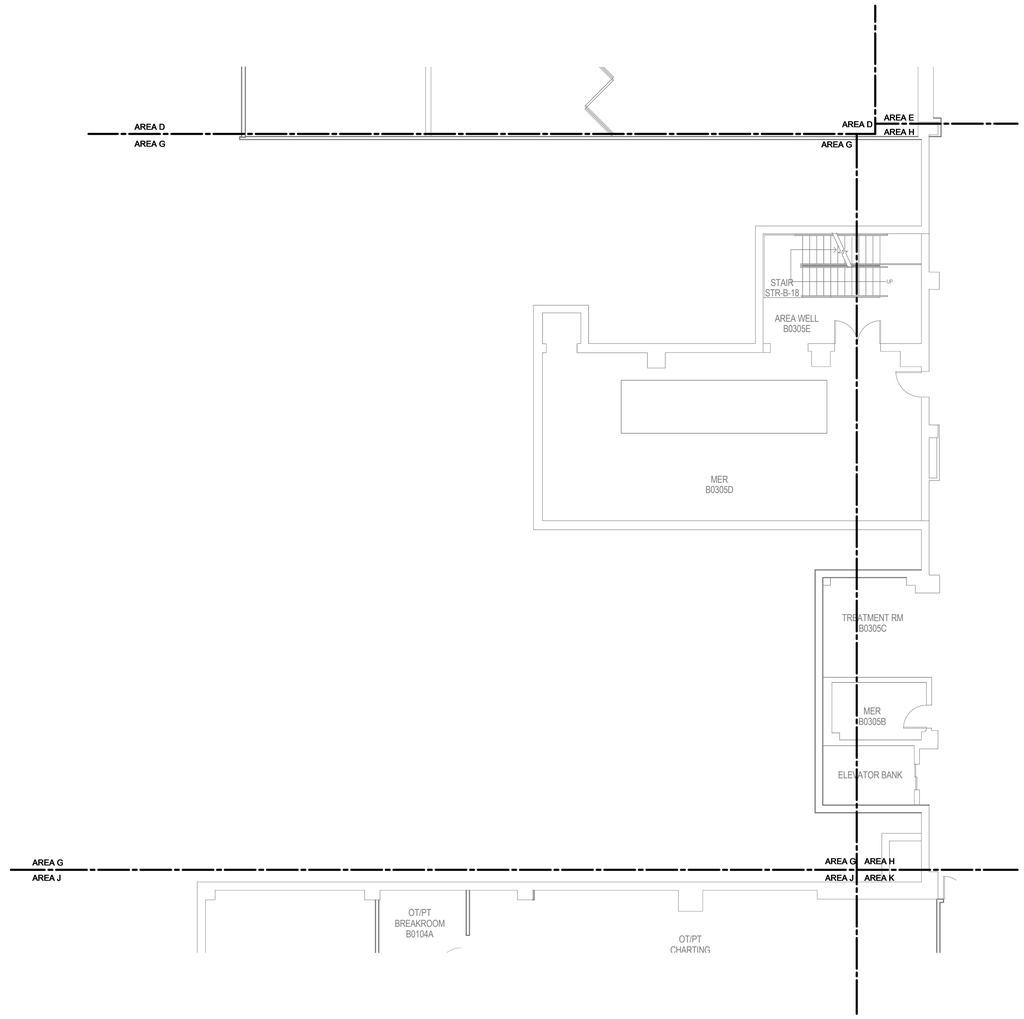

1 BUILDING 111 BASEMENT DEMOLITION PLAN - TECHNOLOGY - AREA G

1/8" = 1'-0"

TRUE NORTH
PLAN NORTH

Revisions:	Date:
35% SCHEMATIC DESIGN SUBMISSION	5.17.21
65% DESIGN DEVELOPMENT SUBMISSION	6.15.21
65% DESIGN DEVELOPMENT RESUBMISSION	8.25.21

CONSULTANT

IMEG
The FUTURE. Built Smarter www.imegcorp.com
15 SUNNEN DRIVE
SUITE 104
ST. LOUIS, MO 63143
P: 314.645.1132 F: 314.645.1173
PROJECT #18004375.03

ARCHITECT/ENGINEER OF RECORD

Romanyk Consulting
Focusing on what matters
Romanyk Consulting Corp. www.romanykconsulting.com
3308 Preston Road, Suite 350-164, Plano, Texas 75093

STAMP

REGISTERED COMMUNICATIONS DISTRIBUTION DESIGNER
Bicsi
DAVID LARSON
BICSI ID # 106098
EXPIRES 12-31-25
RCDD

Office of Construction and Facilities Management

VA U.S. Department of Veterans Affairs

Drawing Title BUILDING 111 BASEMENT DEMO PLAN - TECHNOLOGY - AREA G	**Phase** FINAL BID DOCUMENTS	**Project Title** EHRM INFRASTRUCTURE UPGRADES - MILWAUKEE, WI	**Project Number** 695-21-700
			Building Number 111
Approved:	**Sprinklered** FULLY SPRINKLERED	**Location** 5000 W. NATIONAL AVENUE MILWAUKEE, WI	**Drawing Number** 111-TD1100G
		Issue Date SEPTEMBER 05, 2025 / **Checked** PHINIE / **Drawn** MAIBEJ	

VA FORM 08 - 6231

Autodesk Docs://OCFM East - Milwaukee EHRM (R24)/T24_18004375.03_VA MilwEHRM_C.rvt

9/3/2025 3:57:30 PM

SHEET NOTES:

1. REMOVE ALL NETWORK CABLING TO POINTS OF TERMINATION IN ASSOCIATED TELECOM ROOMS. REFER TO FLOOR PLANS AND SHEET T1001 FOR TR ROOM LOCATIONS.
2. REFER TO ARCHITECTURAL PHASING PLANS FOR WHEN EXISTING CABLING IS ALLOWED TO BE DEMOLISHED.
3. FOR ALL EXISTING WIRELESS ACCESS POINTS AND SURVEILLANCE CAMERAS, DEVICES SHALL REMAIN. SCOPE OF WORK INCLUDES CABLE REPLACEMENT ONLY. COORDINATE WITH COR FOR ANY DOWNTIME OF DEVICES.
4. EXISTING LOCATIONS OF WORK AREA OUTLETS SHOWN ON THIS SHEET MAY NOT NECESSARILY BE IN THE EXACT LOCATION AS IDENTIFIED.
5. UNLESS NOTED OTHERWISE, ALL NURSE CALL AND SECURITY EQUIPMENT IN EXISTING DATA CLOSETS SHALL REMAIN. PROTECT IN PLACE.

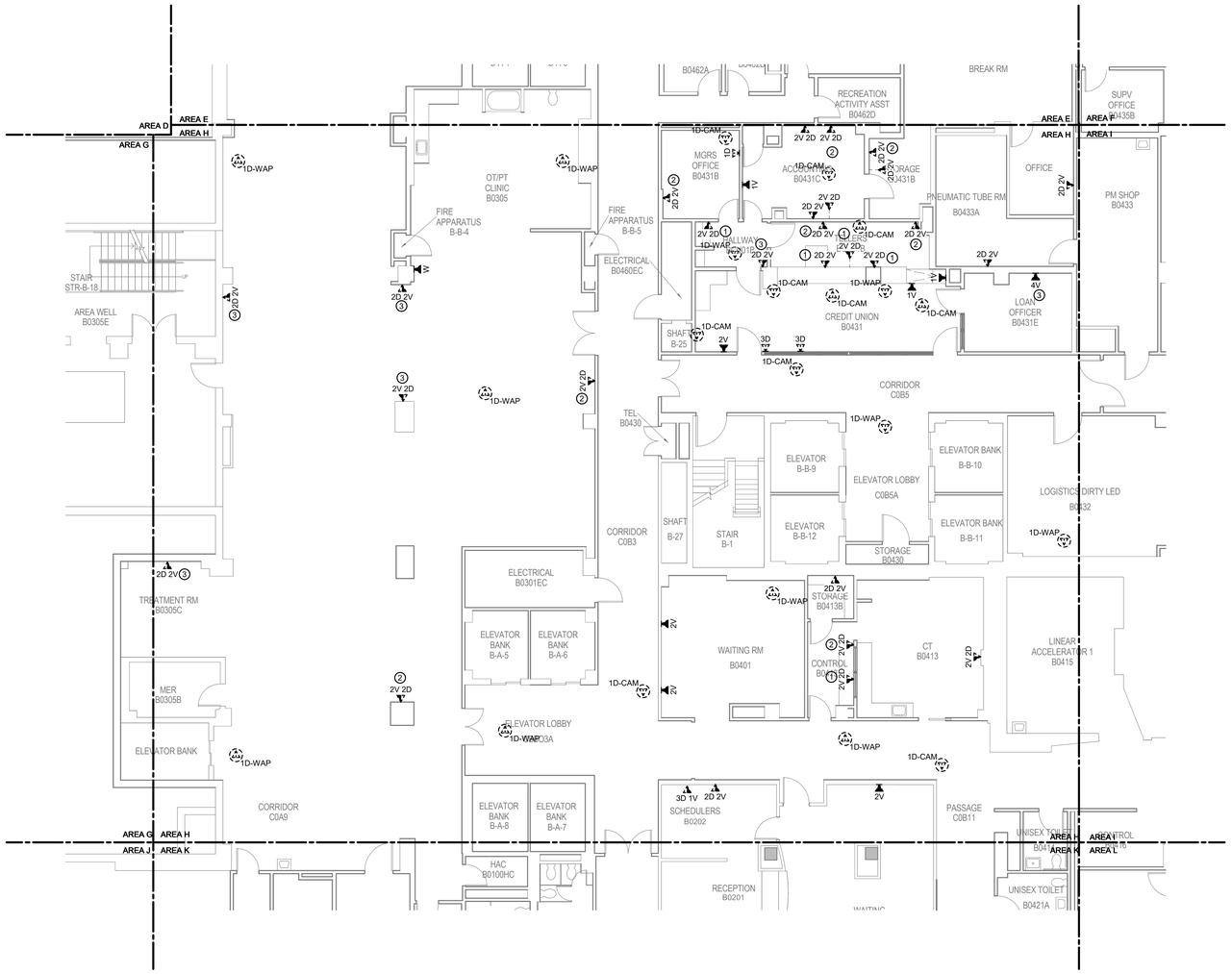

1 BUILDING 111 BASEMENT DEMOLITION PLAN - TECHNOLOGY - AREA H

1/8" = 1'-0"

TRUE NORTH
PLAN NORTH

Revisions:	Date:
35% SCHEMATIC DESIGN SUBMISSION	5.17.21
65% DESIGN DEVELOPMENT SUBMISSION	6.15.21
65% DESIGN DEVELOPMENT RESUBMISSION	8.25.21

CONSULTANT

IMEG
The FUTURE. Built Smarter www.imegcorp.com
15 SUNNEN DRIVE
SUITE 104
ST. LOUIS, MO 63143
P: 314.645.1132 F: 314.645.1173
PROJECT #18004375.03

ARCHITECT/ENGINEER OF RECORD

Romanyk Consulting
Focusing on what matters
Romanyk Consulting Corp. www.romanykconsulting.com
3308 Preston Road, Suite 350-164, Plano, Texas 75093

STAMP

REGISTERED COMMUNICATIONS DISTRIBUTION DESIGNER
Bicsi
DAVID LARSON
BICSI ID # 106098
EXPIRES 12-31-25
RCDD

Office of Construction and Facilities Management
VA U.S. Department of Veterans Affairs

Drawing Title: BUILDING 111 BASEMENT DEMO PLAN - TECHNOLOGY - AREA H	Phase: FINAL BID DOCUMENTS	Project Title: EHRM INFRASTRUCTURE UPGRADES - MILWAUKEE, WI	Project Number: 695-21-700
			Building Number: 111
Approved:	Sprinklered: FULLY SPRINKLERED	Location: 5000 W. NATIONAL AVENUE MILWAUKEE, WI	Drawing Number: 111-TD1100H
		Issue Date: SEPTEMBER 05, 2025 / Checked: PHINIE / Drawn: MAIBEJ	

VA FORM 08 - 6231

Autodesk Docs://OCFM East - Milwaukee EHRM (R24)/T24_18004375.03_VA MilwEHRM_C.rvt

9/3/2025 3:57:32 PM

SHEET NOTES:

1. REMOVE ALL NETWORK CABLING TO POINTS OF TERMINATION IN ASSOCIATED TELECOM ROOMS. REFER TO FLOOR PLANS AND SHEET T1001 FOR TR ROOM LOCATIONS.
2. REFER TO ARCHITECTURAL PHASING PLANS FOR WHEN EXISTING CABLING IS ALLOWED TO BE DEMOLISHED.
3. FOR ALL EXISTING WIRELESS ACCESS POINTS AND SURVEILLANCE CAMERAS, DEVICES SHALL REMAIN. SCOPE OF WORK INCLUDES CABLE REPLACEMENT ONLY. COORDINATE WITH COR FOR ANY DOWNTIME OF DEVICES.
4. EXISTING LOCATIONS OF WORK AREA OUTLETS SHOWN ON THIS SHEET MAY NOT NECESSARILY BE IN THE EXACT LOCATION AS IDENTIFIED.
5. UNLESS NOTED OTHERWISE, ALL NURSE CALL AND SECURITY EQUIPMENT IN EXISTING DATA CLOSETS SHALL REMAIN. PROTECT IN PLACE.

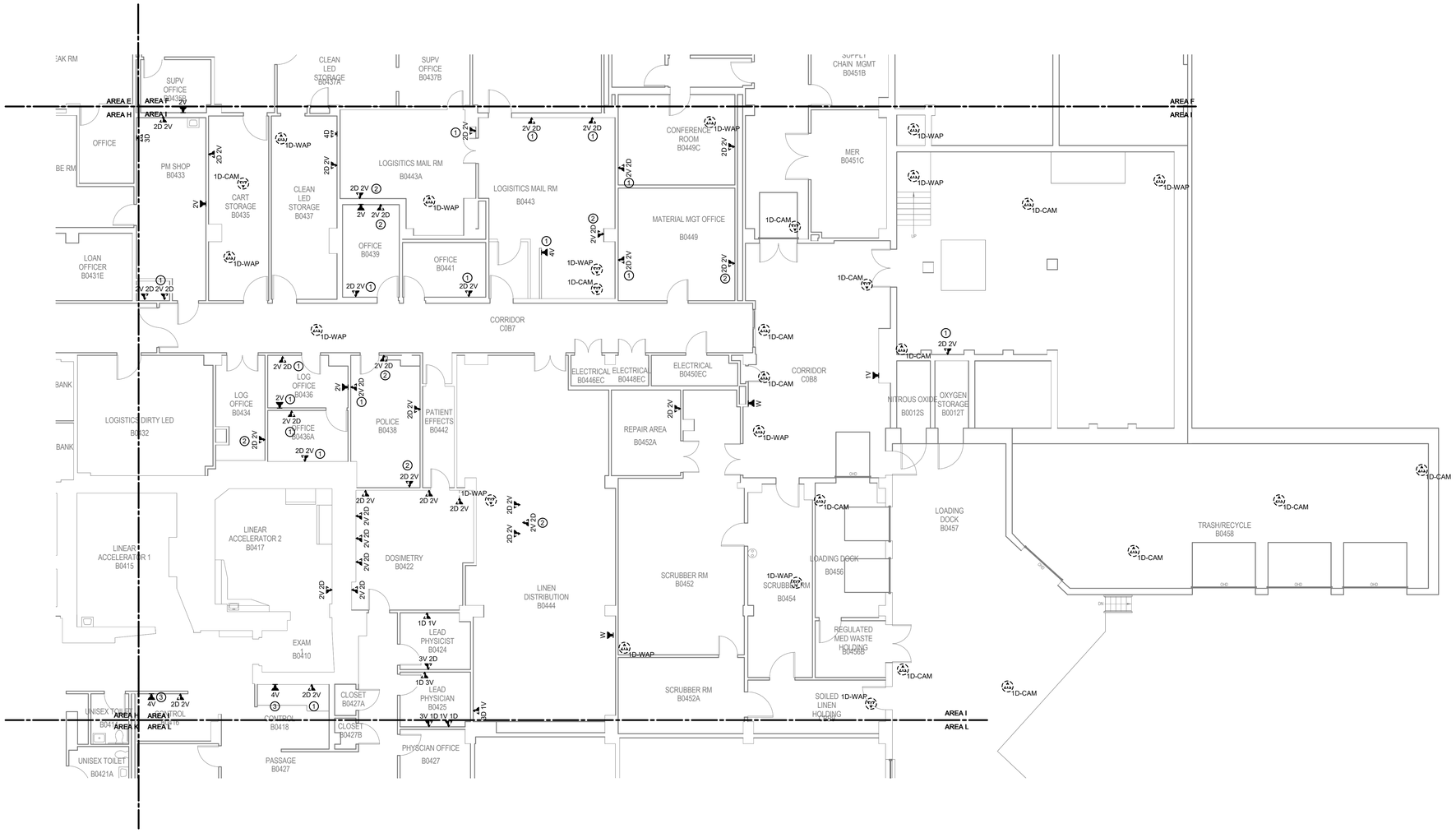

1 BUILDING 111 BASEMENT DEMOLITION PLAN - TECHNOLOGY - AREA I

1/8" = 1'-0"

TRUE NORTH
PLAN NORTH

Revisions:	Date:
35% SCHEMATIC DESIGN SUBMISSION	5.17.21
65% DESIGN DEVELOPMENT SUBMISSION	6.15.21
65% DESIGN DEVELOPMENT RESUBMISSION	8.25.21

CONSULTANT

IMEG
The FUTURE. Built Smarter. www.imegcorp.com
15 SUNNEN DRIVE
SUITE 104
ST. LOUIS, MO 63143
P: 314.645.1132 F: 314.645.1173
PROJECT #18004375.03

ARCHITECT/ENGINEER OF RECORD

Romanyk Consulting
Focusing on what matters
Romanyk Consulting Corp. www.romanykconsulting.com
3308 Preston Road, Suite 350-164, Plano, Texas 75093

STAMP

REGISTERED COMMUNICATIONS DISTRIBUTION DESIGNER
Bicsi
DAVID LARSON
BICSI ID # 106098
EXPIRES 12-31-25
RCDD

Office of Construction and Facilities Management

VA U.S. Department of Veterans Affairs

Drawing Title: BUILDING 111 BASEMENT DEMO PLAN - TECHNOLOGY - AREA I	Phase: FINAL BID DOCUMENTS	Project Title: EHRM INFRASTRUCTURE UPGRADES - MILWAUKEE, WI		Project Number: 695-21-700
				Building Number: 111
Approved:	Sprinklered: FULLY SPRINKLERED	Location: 5000 W. NATIONAL AVENUE MILWAUKEE, WI		Drawing Number: 111-TD1100I
		Issue Date: SEPTEMBER 05, 2025	Checked: PHINIE	Drawn: MAIBEJ

VA FORM 08 - 6231

Autodesk Docs://OCFM East - Milwaukee EHRM (R24)/T24_18004375.03_VA MilwEHRM_C.rvt

9/3/2025 3:57:34 PM

Graphic Scale: 1/16" = 1'-0" (0' 8' 16' 32')
Graphic Scale: 1/8" = 1'-0" (0' 4' 8' 16')
Graphic Scale: 3/32" = 1'-0" (0' 4" 8" 1' 2')
Graphic Scale: 1/4" = 1'-0" (0' 1' 2' 4')
Graphic Scale: 3/8" = 1'-0" (0' 1' 2' 4')
Graphic Scale: 1/2" = 1'-0" (0' 1' 2' 4')
Graphic Scale: 3/4" = 1'-0" (0' 6" 1' 2')
Graphic Scale: 1" = 1'-0" (0' 6" 1' 2')
Graphic Scale: 1 1/2" = 1'-0" (0' 3" 6" 1' 1' 6")

SHEET NOTES:

1. REMOVE ALL NETWORK CABLING TO POINTS OF TERMINATION IN ASSOCIATED TELECOM ROOMS. REFER TO FLOOR PLANS AND SHEET T1001 FOR TR ROOM LOCATIONS.
2. REFER TO ARCHITECTURAL PHASING PLANS FOR WHEN EXISTING CABLING IS ALLOWED TO BE DEMOLISHED.
3. FOR ALL EXISTING WIRELESS ACCESS POINTS AND SURVEILLANCE CAMERAS, DEVICES SHALL REMAIN. SCOPE OF WORK INCLUDES CABLE REPLACEMENT ONLY. COORDINATE WITH COR FOR ANY DOWNTIME OF DEVICES.
4. EXISTING LOCATIONS OF WORK AREA OUTLETS SHOWN ON THIS SHEET MAY NOT NECESSARILY BE IN THE EXACT LOCATION AS IDENTIFIED.
5. UNLESS NOTED OTHERWISE, ALL NURSE CALL AND SECURITY EQUIPMENT IN EXISTING DATA CLOSETS SHALL REMAIN. PROTECT IN PLACE.

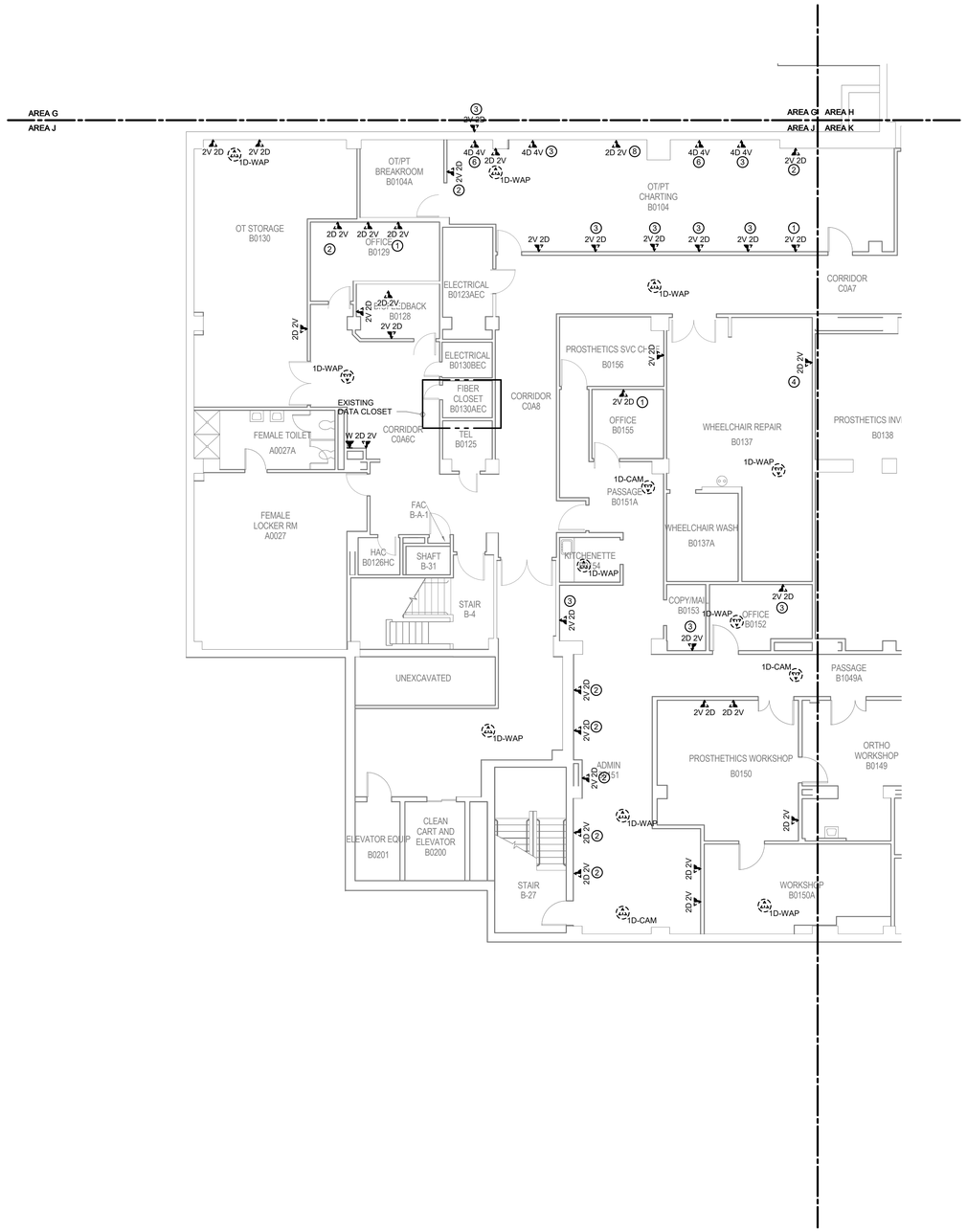

1 BUILDING 111 BASEMENT DEMOLITION PLAN - TECHNOLOGY - AREA J

1/8" = 1'-0"

TRUE NORTH
PLAN NORTH

35% SCHEMATIC DESIGN SUBMISSION	5.17.21
65% DESIGN DEVELOPMENT SUBMISSION	6.15.21
65% DESIGN DEVELOPMENT RESUBMISSION	8.25.21
Revisions:	Date:

CONSULTANT

IMEG
The FUTURE. Built Smarter www.imegcorp.com
15 SUNNEN DRIVE
SUITE 104
ST. LOUIS, MO 63143
P: 314.645.1132 F: 314.645.1173
PROJECT #18004375.03

ARCHITECT/ENGINEER OF RECORD

Romanyk Consulting
Focusing on what matters
Romanyk Consulting Corp. www.romanykconsulting.com
3308 Preston Road, Suite 350-164, Plano, Texas 75093

STAMP

REGISTERED COMMUNICATIONS DISTRIBUTION DESIGNER
Bicsi
DAVID LARSON
BICSI ID # 106098
Expires 12-31-25
RCDD

Office of Construction and Facilities Management
VA U.S. Department of Veterans Affairs

Drawing Title: BUILDING 111 BASEMENT DEMO PLAN - TECHNOLOGY - AREA J	Phase: FINAL BID DOCUMENTS	Project Title: EHRM INFRASTRUCTURE UPGRADES - MILWAUKEE, WI	Project Number: 695-21-700
Approved:	Sprinklered: FULLY SPRINKLERED	Location: 5000 W. NATIONAL AVENUE MILWAUKEE, WI	Building Number: 111
		Issue Date: SEPTEMBER 05, 2025 / Checked: PHINIE / Drawn: MAIBEJ	Drawing Number: 111-TD1100J

VA FORM 08 - 6231

Autodesk Docs://OCFM East - Milwaukee EHRM (R24)/T24_18004375.03_VA MilwEHRM_C.rvt
9/3/2025 3:37:38 PM

SHEET NOTES:

1. REMOVE ALL NETWORK CABLING TO POINTS OF TERMINATION IN ASSOCIATED TELECOM ROOMS. REFER TO FLOOR PLANS AND SHEET T1001 FOR TR ROOM LOCATIONS.
2. REFER TO ARCHITECTURAL PHASING PLANS FOR WHEN EXISTING CABLING IS ALLOWED TO BE DEMOLISHED.
3. FOR ALL EXISTING WIRELESS ACCESS POINTS AND SURVEILLANCE CAMERAS, DEVICES SHALL REMAIN. SCOPE OF WORK INCLUDES CABLE REPLACEMENT ONLY. COORDINATE WITH COR FOR ANY DOWNTIME OF DEVICES.
4. EXISTING LOCATIONS OF WORK AREA OUTLETS SHOWN ON THIS SHEET MAY NOT NECESSARILY BE IN THE EXACT LOCATION AS IDENTIFIED.
5. UNLESS NOTED OTHERWISE, ALL NURSE CALL AND SECURITY EQUIPMENT IN EXISTING DATA CLOSETS SHALL REMAIN. PROTECT IN PLACE.

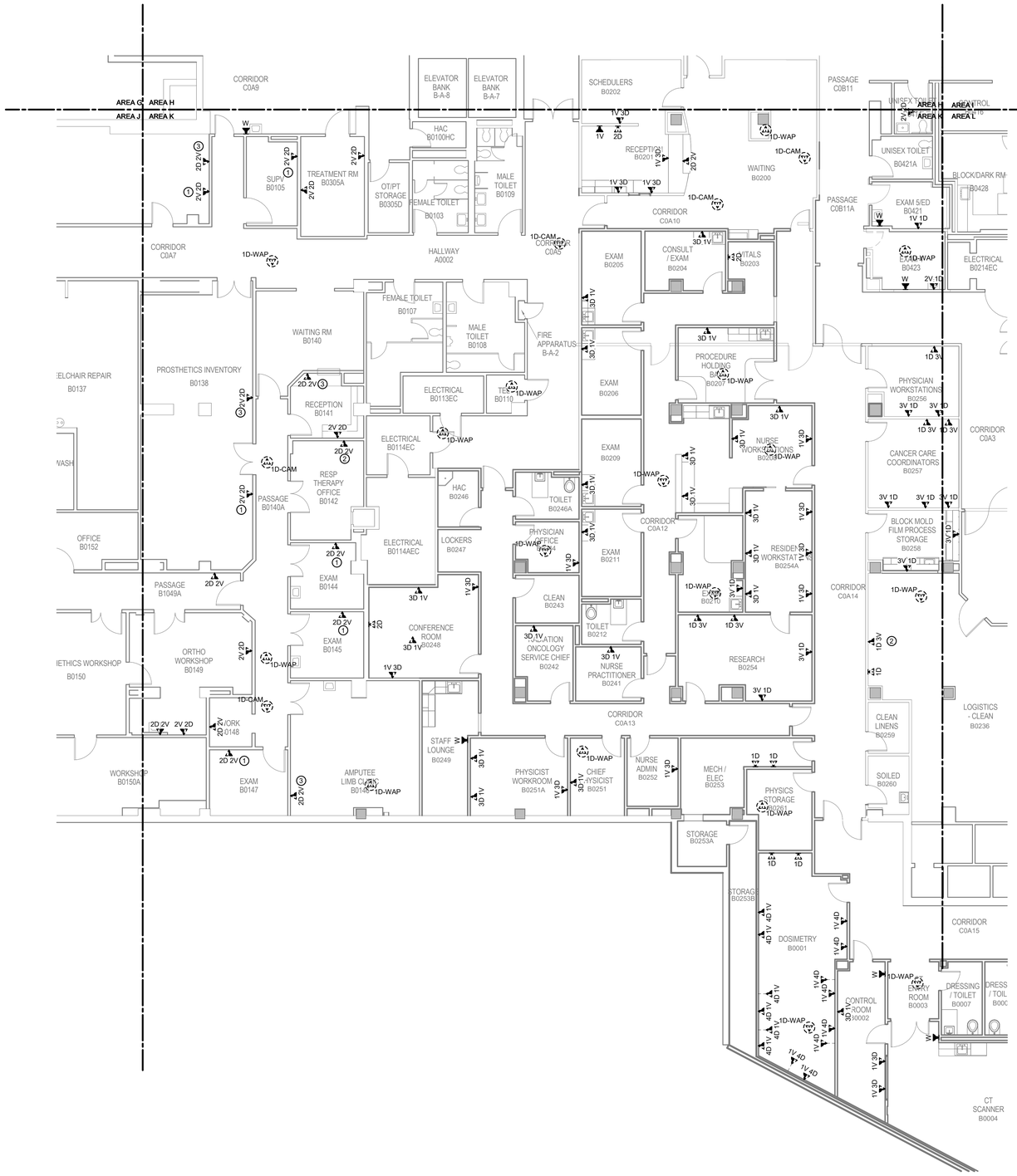

1 BUILDING 111 BASEMENT DEMOLITION PLAN - TECHNOLOGY - AREA K

1/8" = 1'-0"

TRUE NORTH
PLAN NORTH

Revisions:	Date:
35% SCHEMATIC DESIGN SUBMISSION	5.17.21
65% DESIGN DEVELOPMENT SUBMISSION	6.15.21
65% DESIGN DEVELOPMENT RESUBMISSION	8.25.21

CONSULTANT

IMEG
The FUTURE. Built Smarter www.imegcorp.com
15 SUNNEN DRIVE
SUITE 104
ST. LOUIS, MO 63143
P: 314.645.1132 F: 314.645.1173
PROJECT #18004375.03

ARCHITECT/ENGINEER OF RECORD

Romanyk Consulting
Focusing on what matters
Romanyk Consulting Corp. www.romanykconsulting.com
3308 Preston Road, Suite 350-164, Plano, Texas 75093

STAMP

REGISTERED COMMUNICATIONS DISTRIBUTION DESIGNER
Bicsi
DAVID LARSON
BICSI ID # 106098
Expires 12-31-25
RCDD

Office of Construction and Facilities Management

VA U.S. Department of Veterans Affairs

Drawing Title BUILDING 111 BASEMENT DEMO PLAN - TECHNOLOGY - AREA K	**Phase** FINAL BID DOCUMENTS	**Project Title** EHRM INFRASTRUCTURE UPGRADES - MILWAUKEE, WI	**Project Number** 695-21-700
			Building Number 111
Approved:	**Sprinklered** FULLY SPRINKLERED	**Location** 5000 W. NATIONAL AVENUE MILWAUKEE, WI	**Drawing Number** 111-TD1100K
		Issue Date SEPTEMBER 05, 2025 / **Checked** PHINIE / **Drawn** MAIBEJ	

VA FORM 08 - 6231

Autodesk Docs://OCFM East - Milwaukee EHRM (R24)/T24_18004375.03_VA MilwEHRM_C.rvt

9/3/2025 3:57:38 PM

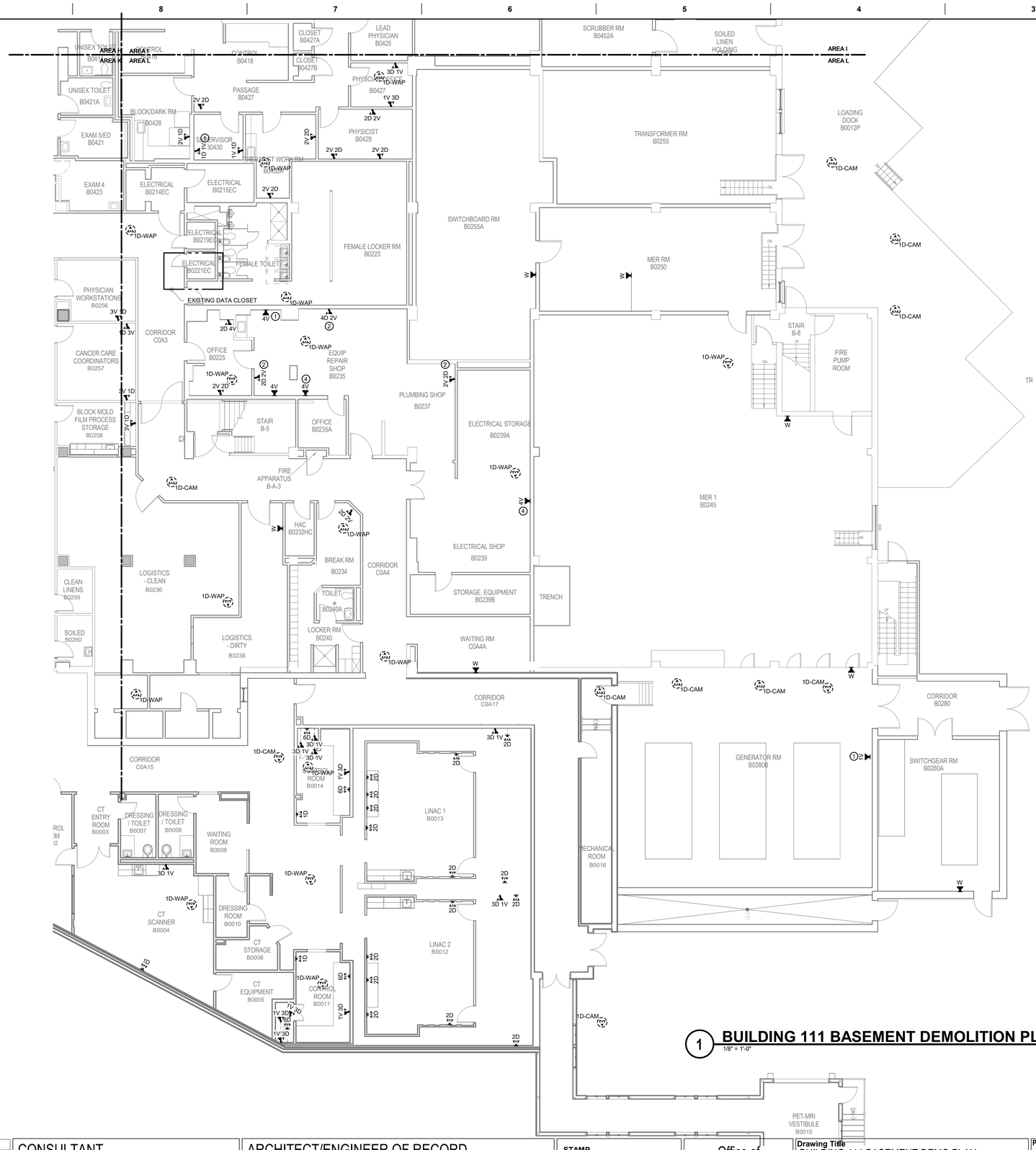

1 **BUILDING 111 BASEMENT DEMOLITION PLAN - TECHNOLOGY - AREA L**
1/8" = 1'-0"

SHEET NOTES:

1. REMOVE ALL NETWORK CABLING TO POINTS OF TERMINATION IN ASSOCIATED TELECOM ROOMS. REFER TO FLOOR PLANS AND SHEET T1001 FOR TR ROOM LOCATIONS.
2. REFER TO ARCHITECTURAL PHASING PLANS FOR WHEN EXISTING CABLING IS ALLOWED TO BE DEMOLISHED.
3. FOR ALL EXISTING WIRELESS ACCESS POINTS AND SURVEILLANCE CAMERAS, DEVICES SHALL REMAIN. SCOPE OF WORK INCLUDES CABLE REPLACEMENT ONLY. COORDINATE WITH COR FOR ANY DOWNTIME OF DEVICES.
4. EXISTING LOCATIONS OF WORK AREA OUTLETS SHOWN ON THIS SHEET MAY NOT NECESSARILY BE IN THE EXACT LOCATION AS IDENTIFIED.
5. UNLESS NOTED OTHERWISE, ALL NURSE CALL AND SECURITY EQUIPMENT IN EXISTING DATA CLOSETS SHALL REMAIN. PROTECT IN PLACE.

TRUE NORTH
PLAN NORTH

35% SCHEMATIC DESIGN SUBMISSION	5.17.21
65% DESIGN DEVELOPMENT SUBMISSION	6.15.21
65% DESIGN DEVELOPMENT RESUBMISSION	8.25.21
Revisions:	Date:

CONSULTANT

IMEG
The FUTURE. Built Smarter. www.imegcorp.com
15 SUNNEN DRIVE
SUITE 104
ST. LOUIS, MO 63143
P: 314.645.1132 F: 314.645.1173
PROJECT #18004375.03

ARCHITECT/ENGINEER OF RECORD

Romanyk Consulting
Focusing on what matters
Romanyk Consulting Corp. www.romanykconsulting.com
3308 Preston Road, Suite 350-164, Plano, Texas 75093

STAMP

REGISTERED COMMUNICATIONS DISTRIBUTION DESIGNER
Bicsi
DAVID LARSON
BICSI ID # 106098
Expires 12-31-25
RCDD

Office of Construction and Facilities Management

VA U.S. Department of Veterans Affairs

Drawing Title: BUILDING 111 BASEMENT DEMO PLAN - TECHNOLOGY - AREA L

Approved:

Phase: FINAL BID DOCUMENTS

Sprinklered: FULLY SPRINKLERED

Project Title: EHRM INFRASTRUCTURE UPGRADES - MILWAUKEE, WI

Location: 5000 W. NATIONAL AVENUE MILWAUKEE, WI

Issue Date: SEPTEMBER 05, 2025 | Checked: PHINIE | Drawn: MAIBEJ

Project Number: 695-21-700

Building Number: 111

Drawing Number: 111-TD1100L

VA FORM 08 - 6231

Autodesk Docs://OCFM East - Milwaukee EHRM (R24)/T24_18004375.03_VA MilwEHRM_C.rvt

9/3/2025 3:57:41 PM

NOTES:

1. UNLESS NOTED OTHERWISE, ALL NURSE CALL AND SECURITY EQUIPMENT IN EXISTING DATA CLOSETS SHALL REMAIN. PROTECT IN PLACE.

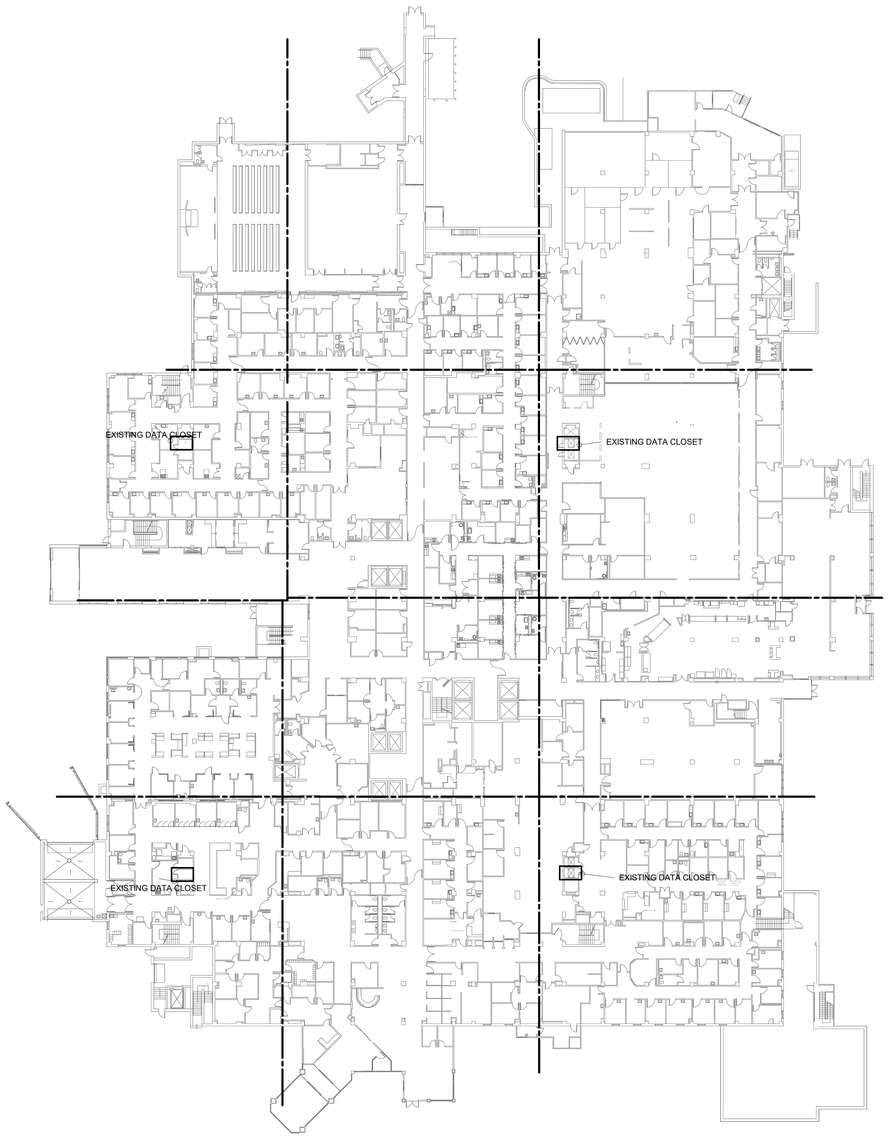

1 BUILDING 111 FIRST FLOOR OVERALL DEMOLITION PLAN - TECHNOLOGY

1" = 30'-0"

TRUE NORTH
PLAN NORTH

0' 15' 30' 60'
Graphic Scale : 1" = 30'-0"

Revisions:	Date:
35% SCHEMATIC DESIGN SUBMISSION	5.17.21
65% DESIGN DEVELOPMENT SUBMISSION	6.15.21
65% DESIGN DEVELOPMENT RESUBMISSION	8.25.21

CONSULTANT

IMEG
The FUTURE. Built Smarter www.imegcorp.com
15 SUNNEN DRIVE
SUITE 104
ST. LOUIS, MO 63143
P: 314.645.1132 F: 314.645.1173
PROJECT #18004375.03

ARCHITECT/ENGINEER OF RECORD

Romanyk Consulting
Focusing on what matters
Romanyk Consulting Corp. www.romanykconsulting.com
3308 Preston Road, Suite 350-164, Plano, Texas 75093

STAMP

REGISTERED COMMUNICATIONS DISTRIBUTION DESIGNER
Bicsi
DAVID LARSON
BICSI ID # 106098
Expires 12-31-25
RCDD

Office of Construction and Facilities Management

VA U.S. Department of Veterans Affairs

Drawing Title
BUILDING 111 FIRST FLOOR OVERALL DEMO PLAN - TECHNOLOGY

Approved:

Phase
FINAL BID DOCUMENTS

Sprinklered
FULLY SPRINKLERED

Project Title
EHRM INFRASTRUCTURE UPGRADES - MILWAUKEE, WI

Location
5000 W. NATIONAL AVENUE MILWAUKEE, WI

Issue Date: SEPTEMBER 05, 2025
Checked: PHINIE
Drawn: MAIBEJ

Project Number: 695-21-700
Building Number: 111
Drawing Number: 111-TD1101

VA FORM 08 - 6231

Autodesk Docs://OCFM East - Milwaukee EHRM (R24)/T24_18004375.03_VA MilwEHRM_C.rvt
9/3/2026 3:37:45 PM

SHEET NOTES:

1. REMOVE ALL NETWORK CABLING TO POINTS OF TERMINATION IN ASSOCIATED TELECOM ROOMS. REFER TO FLOOR PLANS AND SHEET T1001 FOR TR ROOM LOCATIONS.
2. REFER TO ARCHITECTURAL PHASING PLANS FOR WHEN EXISTING CABLING IS ALLOWED TO BE DEMOLISHED.
3. FOR ALL EXISTING WIRELESS ACCESS POINTS AND SURVEILLANCE CAMERAS, DEVICES SHALL REMAIN. SCOPE OF WORK INCLUDES CABLE REPLACEMENT ONLY. COORDINATE WITH COR FOR ANY DOWNTIME OF DEVICES.
4. EXISTING LOCATIONS OF WORK AREA OUTLETS SHOWN ON THIS SHEET MAY NOT NECESSARILY BE IN THE EXACT LOCATION AS IDENTIFIED.
5. UNLESS NOTED OTHERWISE, ALL NURSE CALL AND SECURITY EQUIPMENT IN EXISTING DATA CLOSETS SHALL REMAIN. PROTECT IN PLACE.

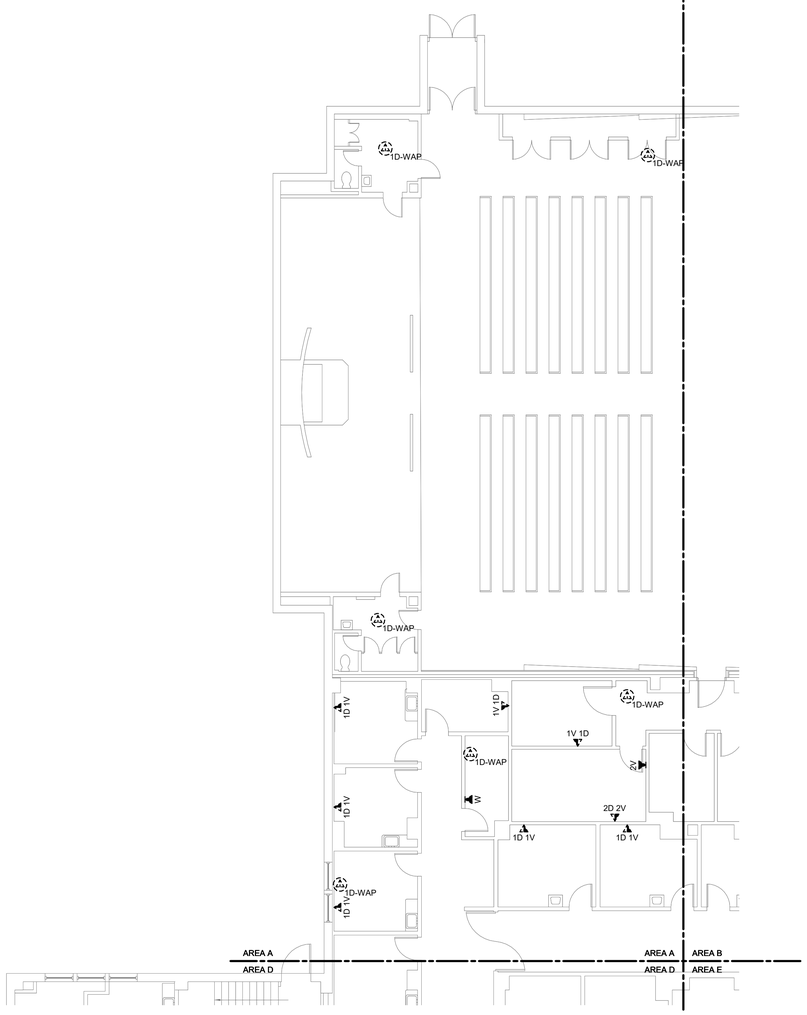

1 BUILDING 111 FIRST FLOOR DEMOLITION PLAN - TECHNOLOGY - AREA A

1/8" = 1'-0"

TRUE NORTH
PLAN NORTH

35% SCHEMATIC DESIGN SUBMISSION	5.17.21
65% DESIGN DEVELOPMENT SUBMISSION	6.15.21
65% DESIGN DEVELOPMENT RESUBMISSION	8.25.21
Revisions:	Date:

CONSULTANT

IMEG
The FUTURE. Built Smarter. www.imegcorp.com
15 SUNNEN DRIVE
SUITE 104
ST. LOUIS, MO 63143
P: 314.645.1132 F: 314.645.1173
PROJECT #180043375.03

ARCHITECT/ENGINEER OF RECORD

Romanyk Consulting
Focusing on what matters
Romanyk Consulting Corp. www.romanykconsulting.com
3308 Preston Road, Suite 350-164, Plano, Texas 75093

STAMP

REGISTERED COMMUNICATIONS DISTRIBUTION DESIGNER
Bicsi
DAVID LARSON
BICSI ID # 106098
Expires 12.30.25
RCDD

Office of Construction and Facilities Management

VA U.S. Department of Veterans Affairs

Drawing Title
BUILDING 111 FIRST FLOOR DEMO PLAN - TECHNOLOGY - AREA A

Approved:

Phase
FINAL BID DOCUMENTS

Sprinklered
FULLY SPRINKLERED

Project Title
EHRM INFRASTRUCTURE UPGRADES - MILWAUKEE, WI

Location
5000 W. NATIONAL AVENUE MILWAUKEE, WI

Issue Date SEPTEMBER 05, 2025
Checked PHINIE
Drawn MAIBEJ

Project Number 695-21-700
Building Number 111
Drawing Number 111-TD1101A

Graphic Scale: 1/8" = 1'-0"
Graphic Scale: 1/16" = 1'-0"
Graphic Scale: 3/32" = 1'-0"
Graphic Scale: 1/4" = 1'-0"
Graphic Scale: 3/8" = 1'-0"
Graphic Scale: 1/2" = 1'-0"
Graphic Scale: 3/4" = 1'-0"
Graphic Scale: 1" = 1'-0"
Graphic Scale: 1 1/2" = 1'-0"

9/3/2025 3:57:47 PM
Autodesk Docs://OCFM East - Milwaukee EHRM (R24)/T24_180043375.03_VA MilwEHRM_C.rvt

VA FORM 08 - 6231

SHEET NOTES:

1. REMOVE ALL NETWORK CABLING TO POINTS OF TERMINATION IN ASSOCIATED TELECOM ROOMS. REFER TO FLOOR PLANS AND SHEET T1001 FOR TR ROOM LOCATIONS.
2. REFER TO ARCHITECTURAL PHASING PLANS FOR WHEN EXISTING CABLING IS ALLOWED TO BE DEMOLISHED.
3. FOR ALL EXISTING WIRELESS ACCESS POINTS AND SURVEILLANCE CAMERAS, DEVICES SHALL REMAIN. SCOPE OF WORK INCLUDES CABLE REPLACEMENT ONLY. COORDINATE WITH COR FOR ANY DOWNTIME OF DEVICES.
4. EXISTING LOCATIONS OF WORK AREA OUTLETS SHOWN ON THIS SHEET MAY NOT NECESSARILY BE IN THE EXACT LOCATION AS IDENTIFIED.
5. UNLESS NOTED OTHERWISE, ALL NURSE CALL AND SECURITY EQUIPMENT IN EXISTING DATA CLOSETS SHALL REMAIN. PROTECT IN PLACE.

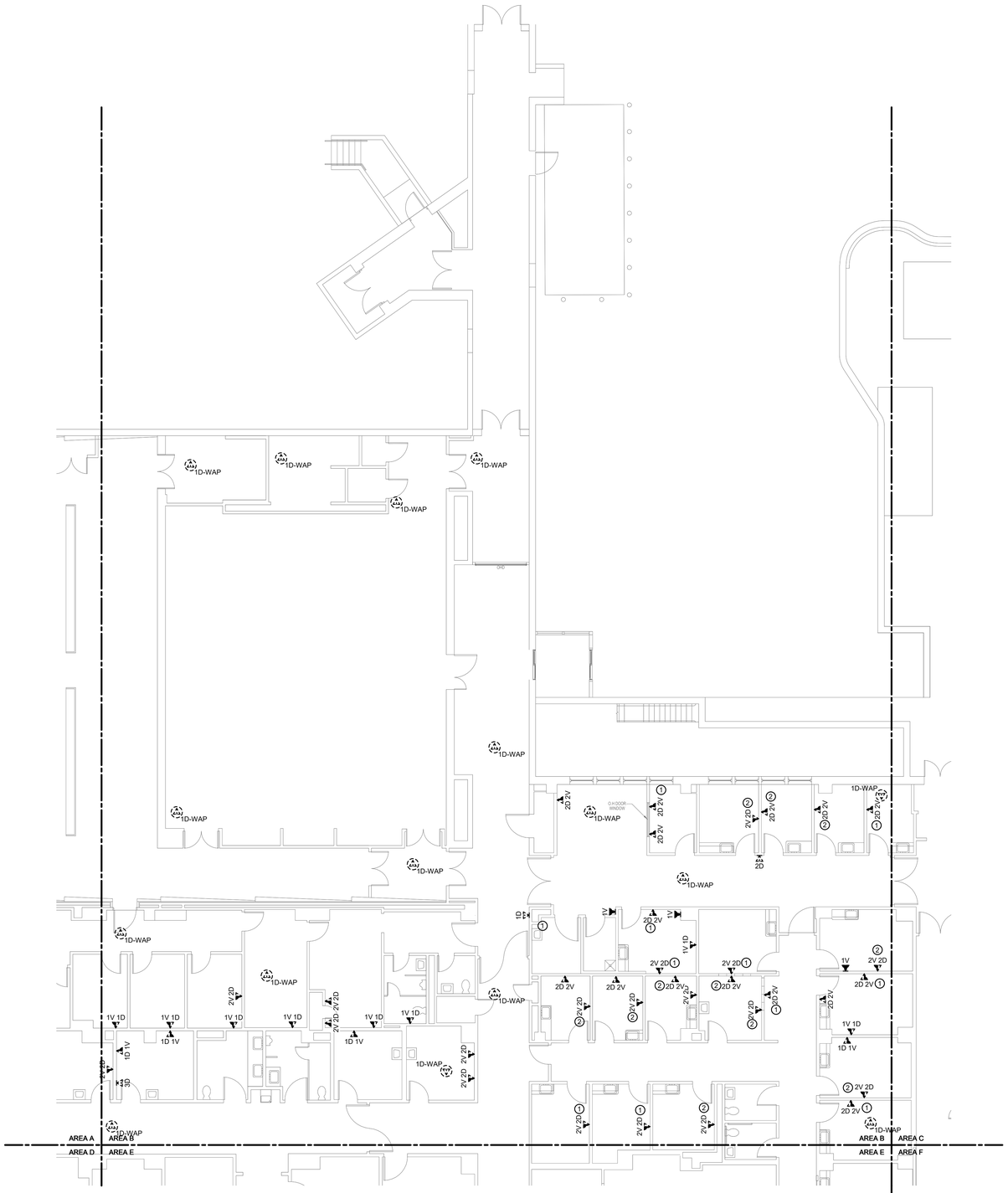

1 BUILDING 111 FIRST FLOOR DEMOLITION PLAN - TECHNOLOGY - AREA B

1/8" = 1'-0"

TRUE NORTH
PLAN NORTH

Revisions:	Date:
35% SCHEMATIC DESIGN SUBMISSION	5.17.21
65% DESIGN DEVELOPMENT SUBMISSION	6.15.21
65% DESIGN DEVELOPMENT RESUBMISSION	8.25.21

CONSULTANT

IMEG
The FUTURE. Built Smarter. www.imegcorp.com
15 SUNNEN DRIVE
SUITE 104
ST. LOUIS, MO 63143
P: 314.645.1132 F: 314.645.1173
PROJECT #18004375.03

ARCHITECT/ENGINEER OF RECORD

Romanyk Consulting
Focusing on what matters
Romanyk Consulting Corp. www.romanykconsulting.com
3308 Preston Road, Suite 350-164, Plano, Texas 75093

STAMP

REGISTERED COMMUNICATIONS DISTRIBUTION DESIGNER
Bicsi
DAVID LARSON
BICSI ID # 105098
Expires 12-31-25
RCDD

Office of Construction and Facilities Management

VA U.S. Department of Veterans Affairs

Drawing Title BUILDING 111 FIRST FLOOR DEMO PLAN - TECHNOLOGY - AREA B	**Phase** FINAL BID DOCUMENTS	**Project Title** EHRM INFRASTRUCTURE UPGRADES - MILWAUKEE, WI	**Project Number** 695-21-700
			Building Number 111
Approved:	**Sprinklered** FULLY SPRINKLERED	**Location** 5000 W. NATIONAL AVENUE MILWAUKEE, WI	**Drawing Number** 111-TD1101B
		Issue Date SEPTEMBER 05, 2025 / **Checked** PHINIE / **Drawn** MAIBEJ	

VA FORM 08 - 6231

Autodesk Docs://OCFM East - Milwaukee EHRM (R24)/T24_18004375.03_VA MilwEHRM_C.rvt
9/3/2025 3:57:48 PM

SHEET NOTES:

1. REMOVE ALL NETWORK CABLING TO POINTS OF TERMINATION IN ASSOCIATED TELECOM ROOMS. REFER TO FLOOR PLANS AND SHEET T1001 FOR TR ROOM LOCATIONS.
2. REFER TO ARCHITECTURAL PHASING PLANS FOR WHEN EXISTING CABLING IS ALLOWED TO BE DEMOLISHED.
3. FOR ALL EXISTING WIRELESS ACCESS POINTS AND SURVEILLANCE CAMERAS, DEVICES SHALL REMAIN. SCOPE OF WORK INCLUDES CABLE REPLACEMENT ONLY. COORDINATE WITH COR FOR ANY DOWNTIME OF DEVICES.
4. EXISTING LOCATIONS OF WORK AREA OUTLETS SHOWN ON THIS SHEET MAY NOT NECESSARILY BE IN THE EXACT LOCATION AS IDENTIFIED.
5. UNLESS NOTED OTHERWISE, ALL NURSE CALL AND SECURITY EQUIPMENT IN EXISTING DATA CLOSETS SHALL REMAIN. PROTECT IN PLACE.

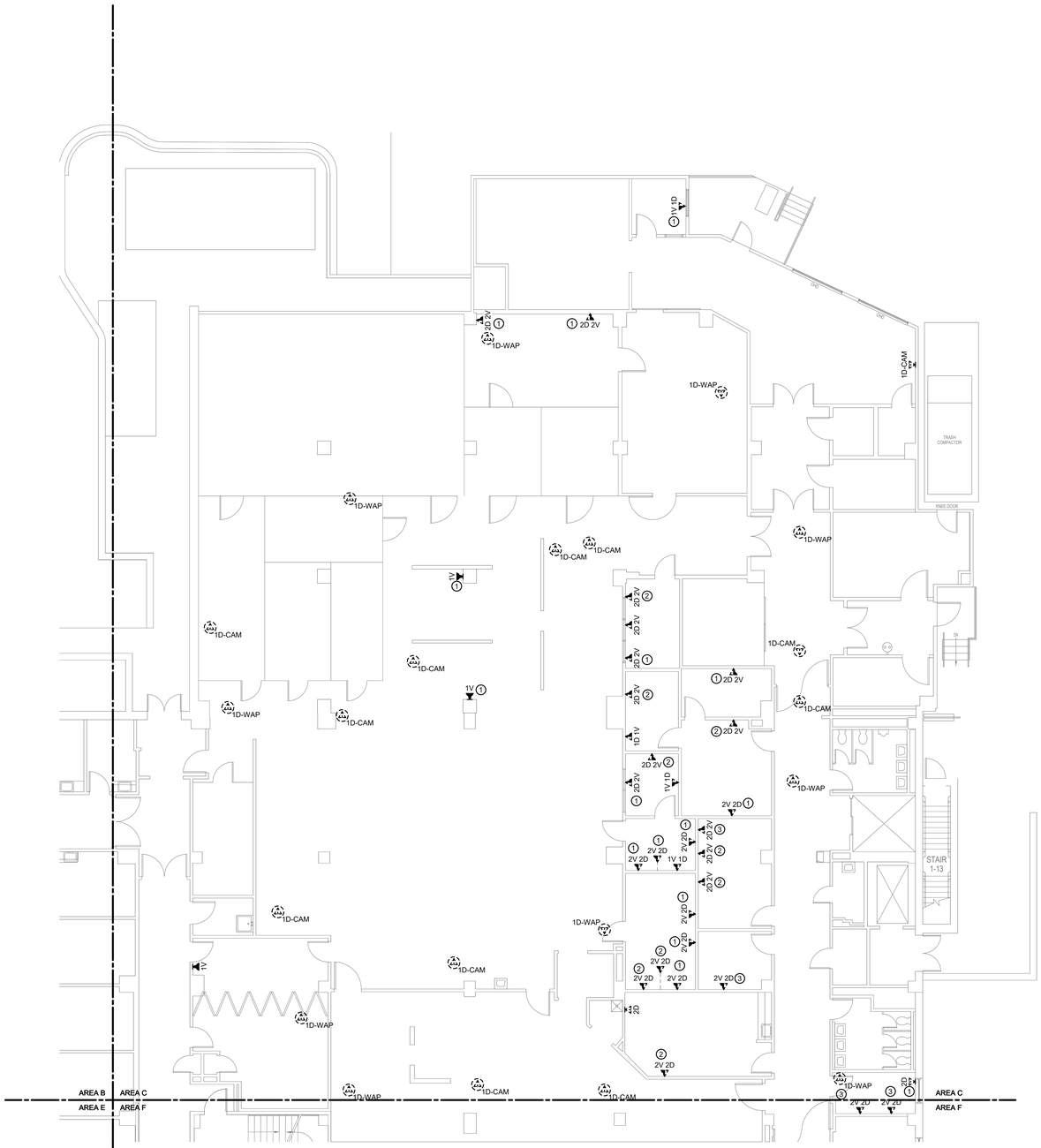

1 BUILDING 111 FIRST FLOOR DEMOLITION PLAN - TECHNOLOGY - AREA C

1/8" = 1'-0"

TRUE NORTH
PLAN NORTH

35% SCHEMATIC DESIGN SUBMISSION	5.17.21
65% DESIGN DEVELOPMENT SUBMISSION	6.15.21
65% DESIGN DEVELOPMENT RESUBMISSION	8.25.21
Revisions:	Date:

CONSULTANT

IMEG
The FUTURE. Built Smarter www.imegcorp.com
15 SUNNEN DRIVE
SUITE 104
ST. LOUIS, MO 63143
P: 314.645.1132 F: 314.645.1173
PROJECT #180043 75.03

ARCHITECT/ENGINEER OF RECORD

Romanyk Consulting
Focusing on what matters
Romanyk Consulting Corp. www.romanykconsulting.com
3308 Preston Road, Suite 350-164, Plano, Texas 75093

STAMP

REGISTERED COMMUNICATIONS DISTRIBUTION DESIGNER
Bicsi
DAVID LARSON
BICSI ID # 106098
Expires 12-31-25
RCDD

Office of Construction and Facilities Management

VA U.S. Department of Veterans Affairs

Drawing Title: BUILDING 111 FIRST FLOOR DEMO PLAN - TECHNOLOGY - AREA C	Phase: FINAL BID DOCUMENTS	Project Title: EHRM INFRASTRUCTURE UPGRADES - MILWAUKEE, WI	Project Number: 695-21-700
Approved:	Sprinklered: FULLY SPRINKLERED	Location: 5000 W. NATIONAL AVENUE MILWAUKEE, WI	Building Number: 111
		Issue Date: SEPTEMBER 05, 2025 / Checked: PHINIE / Drawn: MAIBEJ	Drawing Number: 111-TD1101C

VA FORM 08 - 6231

Autodesk Docs://OCFM East - Milwaukee EHRM (R24)/T24_180043 75.03_VA MilwEHRM_C.rvt
9/3/2025 3:57:50 PM

SHEET NOTES:

1. REMOVE ALL NETWORK CABLING TO POINTS OF TERMINATION IN ASSOCIATED TELECOM ROOMS. REFER TO FLOOR PLANS AND SHEET T1001 FOR TR ROOM LOCATIONS.
2. REFER TO ARCHITECTURAL PHASING PLANS FOR WHEN EXISTING CABLING IS ALLOWED TO BE DEMOLISHED.
3. FOR ALL EXISTING WIRELESS ACCESS POINTS AND SURVEILLANCE CAMERAS, DEVICES SHALL REMAIN. SCOPE OF WORK INCLUDES CABLE REPLACEMENT ONLY. COORDINATE WITH COR FOR ANY DOWNTIME OF DEVICES.
4. EXISTING LOCATIONS OF WORK AREA OUTLETS SHOWN ON THIS SHEET MAY NOT NECESSARILY BE IN THE EXACT LOCATION AS IDENTIFIED.
5. UNLESS NOTED OTHERWISE, ALL NURSE CALL AND SECURITY EQUIPMENT IN EXISTING DATA CLOSETS SHALL REMAIN. PROTECT IN PLACE.

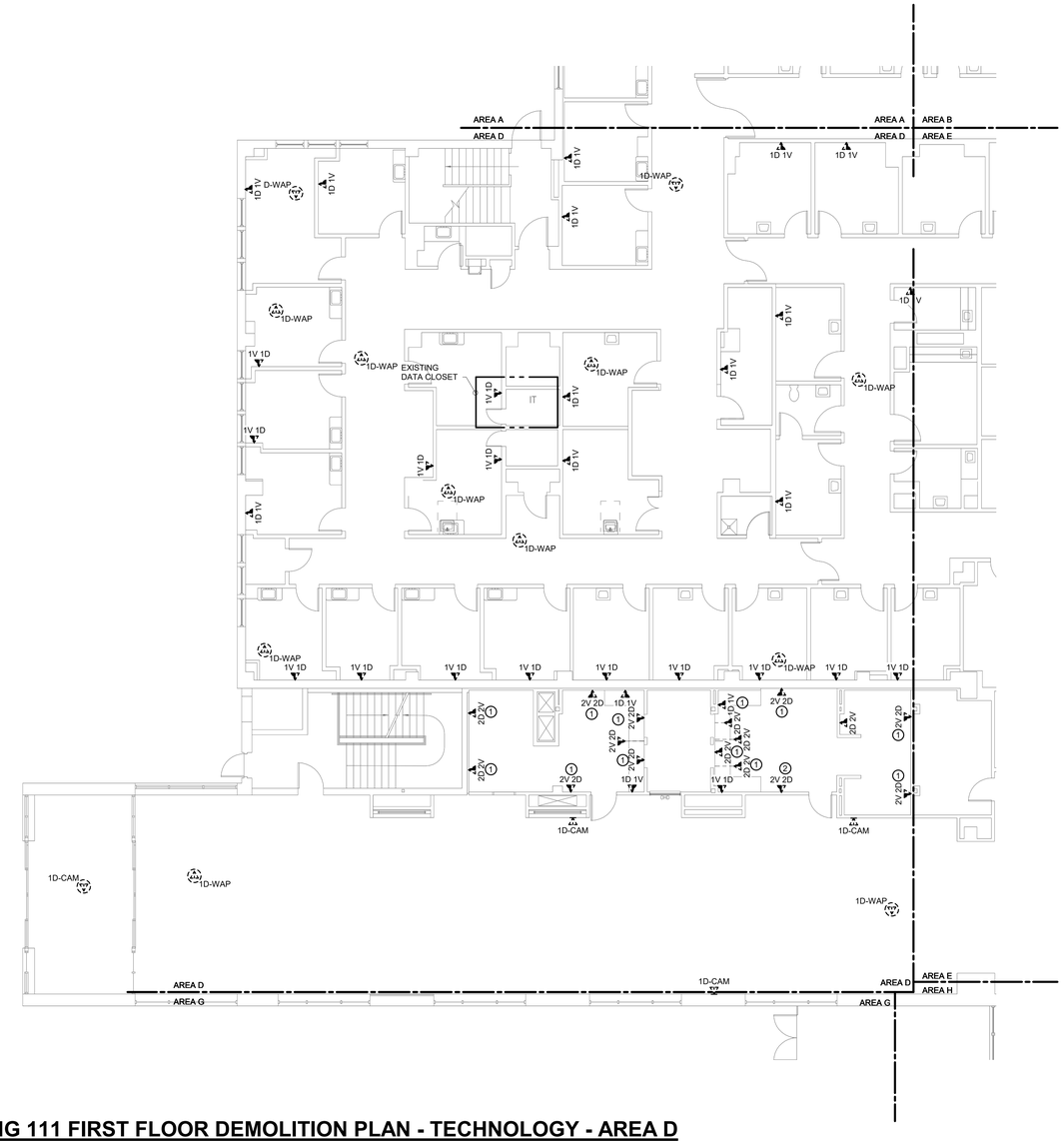

1 BUILDING 111 FIRST FLOOR DEMOLITION PLAN - TECHNOLOGY - AREA D

1/8" = 1'-0"

TRUE NORTH
PLAN NORTH

35% SCHEMATIC DESIGN SUBMISSION	5.17.21
65% DESIGN DEVELOPMENT SUBMISSION	6.15.21
65% DESIGN DEVELOPMENT RESUBMISSION	8.25.21
Revisions:	Date:

CONSULTANT

IMEG
The FUTURE Built Smarter www.imegcorp.com
15 SUNNEN DRIVE
SUITE 104
ST. LOUIS, MO 63143
P: 314.645.1132 F: 314.645.1173
PROJECT #18004375.03

ARCHITECT/ENGINEER OF RECORD

Romanyk Consulting
Focusing on what matters
Romanyk Consulting Corp. www.romanykconsulting.com
3308 Preston Road, Suite 350-164, Plano, Texas 75093

STAMP

REGISTERED COMMUNICATIONS DISTRIBUTION DESIGNER
Bicsi
DAVID LARSON
BICSI ID # 106098
EXPIRES 12-31-25
RCDD

Office of Construction and Facilities Management

VA U.S. Department of Veterans Affairs

Drawing Title: BUILDING 111 FIRST FLOOR DEMO PLAN - TECHNOLOGY - AREA D	Phase: FINAL BID DOCUMENTS	Project Title: EHRM INFRASTRUCTURE UPGRADES - MILWAUKEE, WI	Project Number: 695-21-700
			Building Number: 111
Approved:	Sprinklered: FULLY SPRINKLERED	Location: 5000 W. NATIONAL AVENUE MILWAUKEE, WI	Drawing Number: 111-TD1101D
		Issue Date: SEPTEMBER 05, 2025 / Checked: PHINIE / Drawn: MAIBEJ	

VA FORM 08 - 6231

Autodesk Docs://OCFM East - Milwaukee EHRM /R24/T24_18004375.03_VA MilwEHRM_C.rvt

9/3/2025 3:57:51 PM

Graphic Scale: 1/16" = 1'-0"
Graphic Scale: 1/8" = 1'-0"
Graphic Scale: 3/32" = 1'-0"
Graphic Scale: 1/4" = 1'-0"
Graphic Scale: 3/8" = 1'-0"
Graphic Scale: 1/2" = 1'-0"
Graphic Scale: 3/4" = 1'-0"
Graphic Scale: 1" = 1'-0"
Graphic Scale: 1 1/2" = 1'-0"

SHEET NOTES:

1. REMOVE ALL NETWORK CABLING TO POINTS OF TERMINATION IN ASSOCIATED TELECOM ROOMS. REFER TO FLOOR PLANS AND SHEET T1001 FOR TR ROOM LOCATIONS.
2. REFER TO ARCHITECTURAL PHASING PLANS FOR WHEN EXISTING CABLING IS ALLOWED TO BE DEMOLISHED.
3. FOR ALL EXISTING WIRELESS ACCESS POINTS AND SURVEILLANCE CAMERAS, DEVICES SHALL REMAIN. SCOPE OF WORK INCLUDES CABLE REPLACEMENT ONLY. COORDINATE WITH COR FOR ANY DOWNTIME OF DEVICES.
4. EXISTING LOCATIONS OF WORK AREA OUTLETS SHOWN ON THIS SHEET MAY NOT NECESSARILY BE IN THE EXACT LOCATION AS IDENTIFIED.
5. UNLESS NOTED OTHERWISE, ALL NURSE CALL AND SECURITY EQUIPMENT IN EXISTING DATA CLOSETS SHALL REMAIN. PROTECT IN PLACE.

1 BUILDING 111 FIRST FLOOR DEMOLITION PLAN - TECHNOLOGY - AREA E

1/8" = 1'-0"

TRUE NORTH
PLAN NORTH

35% SCHEMATIC DESIGN SUBMISSION	5.17.21
65% DESIGN DEVELOPMENT SUBMISSION	6.15.21
65% DESIGN DEVELOPMENT RESUBMISSION	8.25.21
Revisions:	Date:

CONSULTANT

IMEG
The FUTURE. Built Smarter www.imegcorp.com
15 SUNNEN DRIVE
SUITE 104
ST. LOUIS, MO 63143
P: 314.645.1132 F: 314.645.1173
PROJECT #18004375.03

ARCHITECT/ENGINEER OF RECORD

Romanyk Consulting
Focusing on what matters
Romanyk Consulting Corp. www.romanykconsulting.com
3308 Preston Road, Suite 350-164, Plano, Texas 75093

STAMP

REGISTERED COMMUNICATIONS DISTRIBUTION DESIGNER
Bicsi
DAVID LARSON
BICSI ID # 1050598
Expires 12-31-25
RCDD

Office of Construction and Facilities Management

VA U.S. Department of Veterans Affairs

Drawing Title BUILDING 111 FIRST FLOOR DEMO PLAN - TECHNOLOGY - AREA E	**Phase** FINAL BID DOCUMENTS	**Project Title** EHRM INFRASTRUCTURE UPGRADES - MILWAUKEE, WI	**Project Number** 695-21-700
			Building Number 111
Approved:	**Sprinklered** FULLY SPRINKLERED	**Location** 5000 W. NATIONAL AVENUE MILWAUKEE, WI	**Drawing Number** 111-TD1101E
		Issue Date SEPTEMBER 05, 2025 / **Checked** PHINIE / **Drawn** MAIBEJ	

VA FORM 08 - 6231

Autodesk Docs://OCFM East - Milwaukee EHRM (R24)/T24_18004375.03_VA MilwEHRM_C.rvt
9/3/2025 3:57:54 PM

SHEET NOTES:

1. REMOVE ALL NETWORK CABLING TO POINTS OF TERMINATION IN ASSOCIATED TELECOM ROOMS. REFER TO FLOOR PLANS AND SHEET T1001 FOR TR ROOM LOCATIONS.
2. REFER TO ARCHITECTURAL PHASING PLANS FOR WHEN EXISTING CABLING IS ALLOWED TO BE DEMOLISHED.
3. FOR ALL EXISTING WIRELESS ACCESS POINTS AND SURVEILLANCE CAMERAS, DEVICES SHALL REMAIN. SCOPE OF WORK INCLUDES CABLE REPLACEMENT ONLY. COORDINATE WITH COR FOR ANY DOWNTIME OF DEVICES.
4. EXISTING LOCATIONS OF WORK AREA OUTLETS SHOWN ON THIS SHEET MAY NOT NECESSARILY BE IN THE EXACT LOCATION AS IDENTIFIED.
5. UNLESS NOTED OTHERWISE, ALL NURSE CALL AND SECURITY EQUIPMENT IN EXISTING DATA CLOSETS SHALL REMAIN. PROTECT IN PLACE.

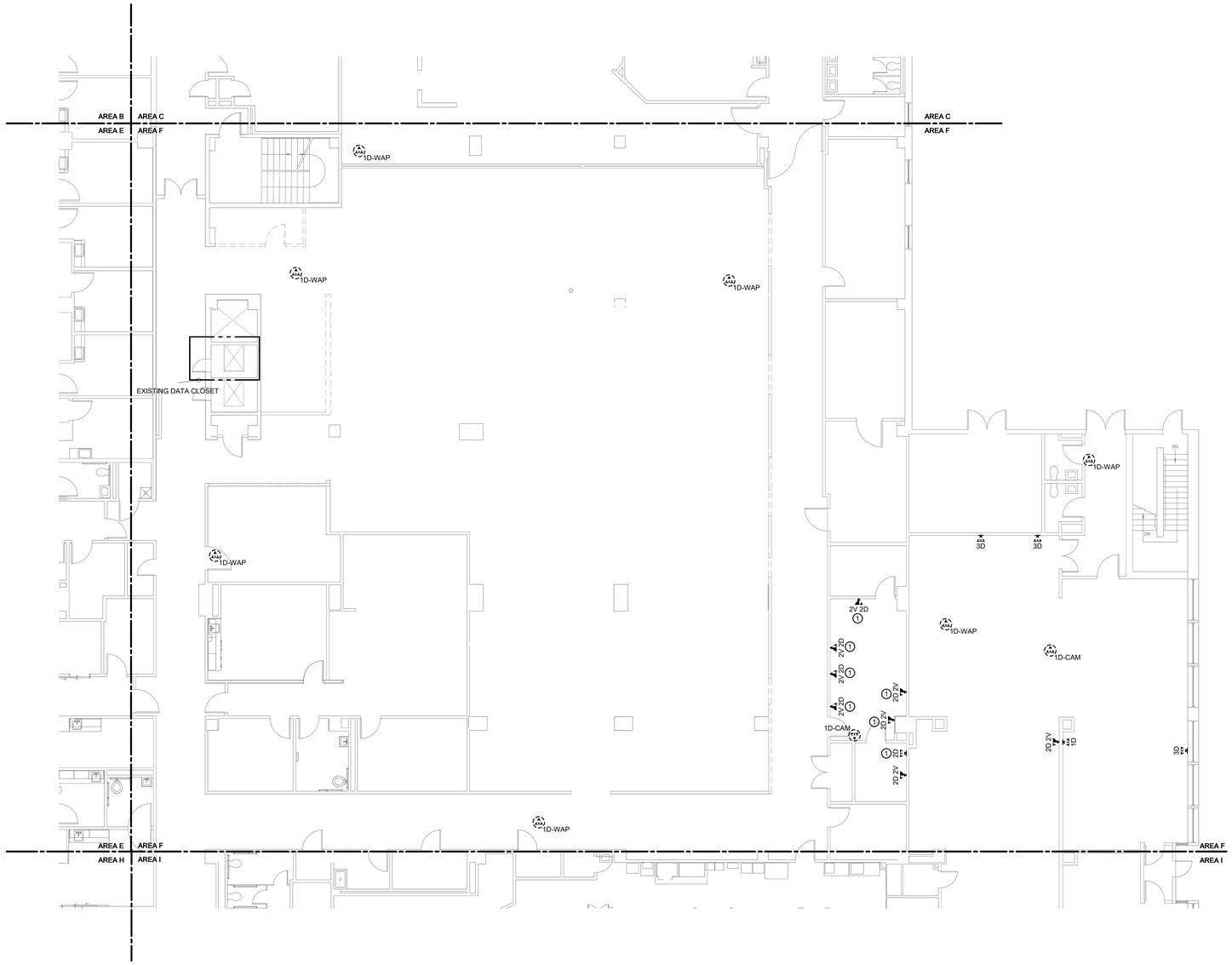

1 BUILDING 111 FIRST FLOOR DEMOLITION PLAN - TECHNOLOGY - AREA F

1/8" = 1'-0"

TRUE NORTH
PLAN NORTH

35% SCHEMATIC DESIGN SUBMISSION	5.17.21
65% DESIGN DEVELOPMENT SUBMISSION	6.15.21
65% DESIGN DEVELOPMENT RESUBMISSION	8.25.21
Revisions:	Date:

CONSULTANT

IMEG
The FUTURE. Built Smarter. www.imegcorp.com
15 SUNNEN DRIVE
SUITE 104
ST. LOUIS, MO 63143
P: 314.645.1132 F: 314.645.1173
PROJECT #180043 75.03

ARCHITECT/ENGINEER OF RECORD

Romanyk Consulting
Focusing on what matters
Romanyk Consulting Corp. www.romanykconsulting.com
3308 Preston Road, Suite 350-164, Plano, Texas 75093

STAMP

REGISTERED COMMUNICATIONS DISTRIBUTION DESIGNER
Bicsi
DAVID LARSON
BICSI ID # 106098
Expires 12.30.25
RCDD

Office of Construction and Facilities Management

VA U.S. Department of Veterans Affairs

Drawing Title: BUILDING 111 FIRST FLOOR DEMO PLAN - TECHNOLOGY - AREA F	Phase: FINAL BID DOCUMENTS	Project Title: EHRM INFRASTRUCTURE UPGRADES - MILWAUKEE, WI	Project Number: 695-21-700
Approved:	Sprinklered: FULLY SPRINKLERED	Location: 5000 W. NATIONAL AVENUE MILWAUKEE, WI	Building Number: 111
		Issue Date: SEPTEMBER 05, 2025 / Checked: PHINIE / Drawn: MAIBEJ	Drawing Number: 111-TD1101F

VA FORM 08 - 6231

Autodesk Docs://OCFM East - Milwaukee EHRM (R24)/T24_180043 75.03_VA MilwEHRM_C.rvt
9/3/2025 3:57:57 PM

SHEET NOTES:

1. REMOVE ALL NETWORK CABLING TO POINTS OF TERMINATION IN ASSOCIATED TELECOM ROOMS. REFER TO FLOOR PLANS AND SHEET T1001 FOR TR ROOM LOCATIONS.
2. REFER TO ARCHITECTURAL PHASING PLANS FOR WHEN EXISTING CABLING IS ALLOWED TO BE DEMOLISHED.
3. FOR ALL EXISTING WIRELESS ACCESS POINTS AND SURVEILLANCE CAMERAS, DEVICES SHALL REMAIN. SCOPE OF WORK INCLUDES CABLE REPLACEMENT ONLY. COORDINATE WITH COR FOR ANY DOWNTIME OF DEVICES.
4. EXISTING LOCATIONS OF WORK AREA OUTLETS SHOWN ON THIS SHEET MAY NOT NECESSARILY BE IN THE EXACT LOCATION AS IDENTIFIED.
5. UNLESS NOTED OTHERWISE, ALL NURSE CALL AND SECURITY EQUIPMENT IN EXISTING DATA CLOSETS SHALL REMAIN. PROTECT IN PLACE.

KEYNOTES: (#)

1. INFORMATION OUTLET FOR BIOMED, PROTECT IN PLACE.

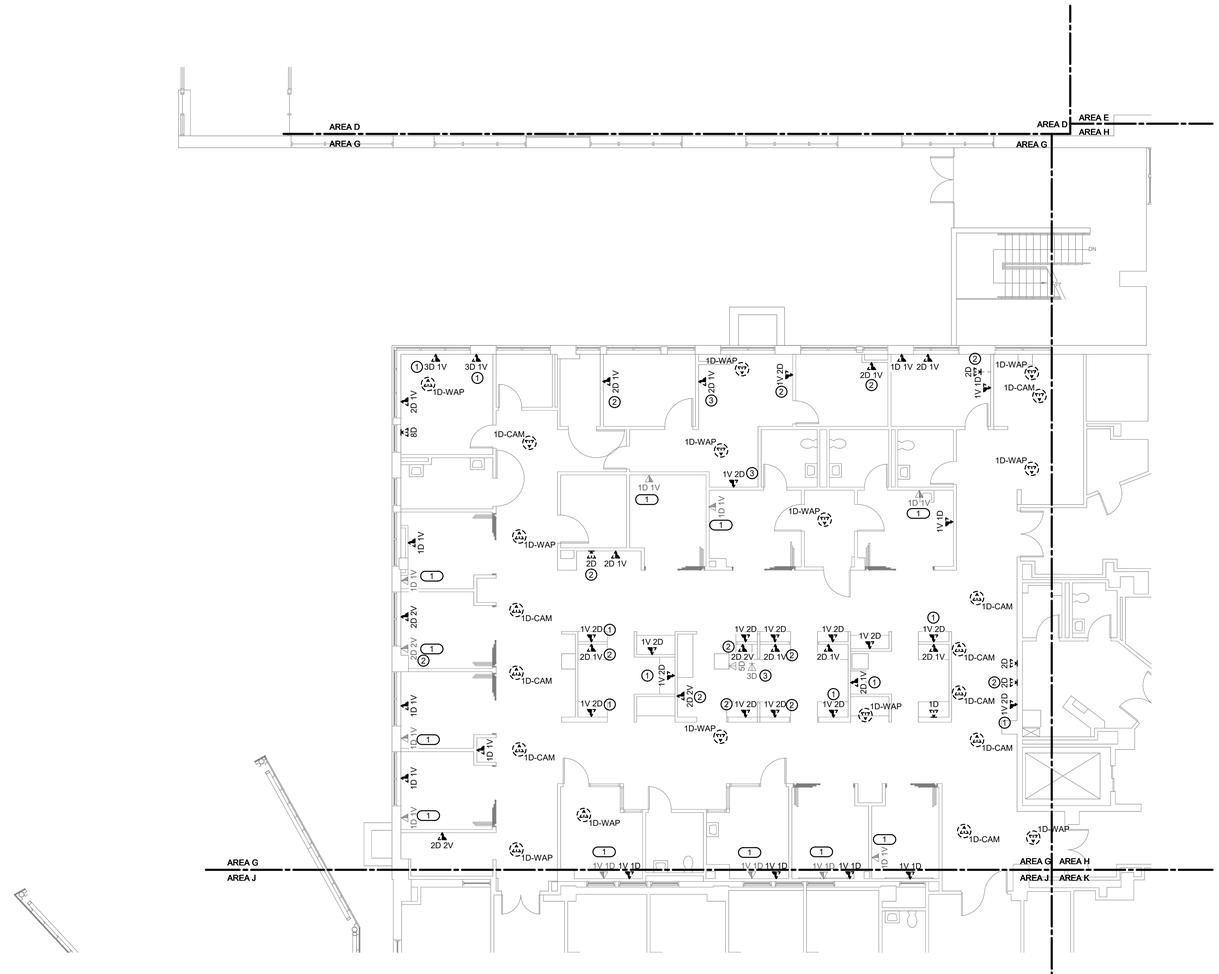

1 BUILDING 111 FIRST FLOOR DEMOLITION PLAN - TECHNOLOGY - AREA G

1/8" = 1'-0"

TRUE NORTH
PLAN NORTH

35% SCHEMATIC DESIGN SUBMISSION	5.17.21
65% DESIGN DEVELOPMENT SUBMISSION	6.15.21
65% DESIGN DEVELOPMENT RESUBMISSION	8.25.21
Revisions:	Date:

CONSULTANT

IMEG
The FUTURE. Built Smarter www.imegcorp.com
15 SUNNEN DRIVE
SUITE 104
ST. LOUIS, MO 63143
P: 314.645.1132 F: 314.645.1173
PROJECT #18004375.03

ARCHITECT/ENGINEER OF RECORD

Romanyk Consulting
Focusing on what matters
Romanyk Consulting Corp. www.romanykconsulting.com
3308 Preston Road, Suite 350-164, Plano, Texas 75093

STAMP

REGISTERED COMMUNICATIONS DISTRIBUTION DESIGNER
BICSI
DAVID LARSON
BICSI ID # 105098
EXPIRES 12-31-25
RCDD

Office of Construction and Facilities Management

VA U.S. Department of Veterans Affairs

Drawing Title: BUILDING 111 FIRST FLOOR DEMO PLAN - TECHNOLOGY - AREA G

Approved:

Phase: FINAL BID DOCUMENTS

Sprinklered: FULLY SPRINKLERED

Project Title: EHRM INFRASTRUCTURE UPGRADES - MILWAUKEE, WI

Location: 5000 W. NATIONAL AVENUE MILWAUKEE, WI

Issue Date: SEPTEMBER 05, 2025 | Checked: PHINIE | Drawn: MAIBEJ

Project Number: 695-21-700

Building Number: 111

Drawing Number: 111-TD1101G

VA FORM 08 - 6231

Autodesk Docs://OCFM East - Milwaukee EHRM (R24)/T24_18004375.03_VA MilwEHRM_C.rvt

9/3/2025 3:58:00 PM

SHEET NOTES:

1. REMOVE ALL NETWORK CABLING TO POINTS OF TERMINATION IN ASSOCIATED TELECOM ROOMS. REFER TO FLOOR PLANS AND SHEET T1001 FOR TR ROOM LOCATIONS.
2. REFER TO ARCHITECTURAL PHASING PLANS FOR WHEN EXISTING CABLING IS ALLOWED TO BE DEMOLISHED.
3. FOR ALL EXISTING WIRELESS ACCESS POINTS AND SURVEILLANCE CAMERAS, DEVICES SHALL REMAIN. SCOPE OF WORK INCLUDES CABLE REPLACEMENT ONLY. COORDINATE WITH COR FOR ANY DOWNTIME OF DEVICES.
4. EXISTING LOCATIONS OF WORK AREA OUTLETS SHOWN ON THIS SHEET MAY NOT NECESSARILY BE IN THE EXACT LOCATION AS IDENTIFIED.
5. UNLESS NOTED OTHERWISE, ALL NURSE CALL AND SECURITY EQUIPMENT IN EXISTING DATA CLOSETS SHALL REMAIN. PROTECT IN PLACE.

1 BUILDING 111 FIRST FLOOR DEMOLITION PLAN - TECHNOLOGY - AREA H

1/8" = 1'-0"

TRUE NORTH
PLAN NORTH

Revisions:	Date:
35% SCHEMATIC DESIGN SUBMISSION	5.17.21
65% DESIGN DEVELOPMENT SUBMISSION	6.15.21
65% DESIGN DEVELOPMENT RESUBMISSION	8.25.21

CONSULTANT

IMEG
The FUTURE Built Smarter www.imegcorp.com
15 SUNNEN DRIVE
SUITE 104
ST. LOUIS, MO 63143
P: 314.645.1132 F: 314.645.1173
PROJECT #18004375.03

ARCHITECT/ENGINEER OF RECORD

Romanyk Consulting
Focusing on what matters
Romanyk Consulting Corp. www.romanykconsulting.com
3308 Preston Road, Suite 350-164, Plano, Texas 75093

STAMP

REGISTERED COMMUNICATIONS DISTRIBUTION DESIGNER
Bicsi
DAVID LARSON
BICSI ID # 106098
EXPIRES 12-31-25
RCDD

Office of Construction and Facilities Management

VA U.S. Department of Veterans Affairs

Drawing Title: BUILDING 111 FIRST FLOOR DEMO PLAN - TECHNOLOGY - AREA H	Phase: FINAL BID DOCUMENTS	Project Title: EHRM INFRASTRUCTURE UPGRADES - MILWAUKEE, WI	Project Number: 695-21-700
Approved:	Sprinklered: FULLY SPRINKLERED	Location: 5000 W. NATIONAL AVENUE MILWAUKEE, WI	Building Number: 111
		Issue Date: SEPTEMBER 05, 2025 / Checked: PHINIE / Drawn: MAIBEJ	Drawing Number: 111-TD1101H

VA FORM 08 - 6231

Autodesk Docs://OCFM East - Milwaukee EHRM (R24)/T24_18004375.03_VA MilwEHRM_C.rvt

9/3/2025 3:58:03 PM

SHEET NOTES:

1. REMOVE ALL NETWORK CABLING TO POINTS OF TERMINATION IN ASSOCIATED TELECOM ROOMS. REFER TO FLOOR PLANS AND SHEET T1001 FOR TR ROOM LOCATIONS.
2. REFER TO ARCHITECTURAL PHASING PLANS FOR WHEN EXISTING CABLING IS ALLOWED TO BE DEMOLISHED.
3. FOR ALL EXISTING WIRELESS ACCESS POINTS AND SURVEILLANCE CAMERAS, DEVICES SHALL REMAIN. SCOPE OF WORK INCLUDES CABLE REPLACEMENT ONLY. COORDINATE WITH COR FOR ANY DOWNTIME OF DEVICES.
4. EXISTING LOCATIONS OF WORK AREA OUTLETS SHOWN ON THIS SHEET MAY NOT NECESSARILY BE IN THE EXACT LOCATION AS IDENTIFIED.
5. UNLESS NOTED OTHERWISE, ALL NURSE CALL AND SECURITY EQUIPMENT IN EXISTING DATA CLOSETS SHALL REMAIN. PROTECT IN PLACE.

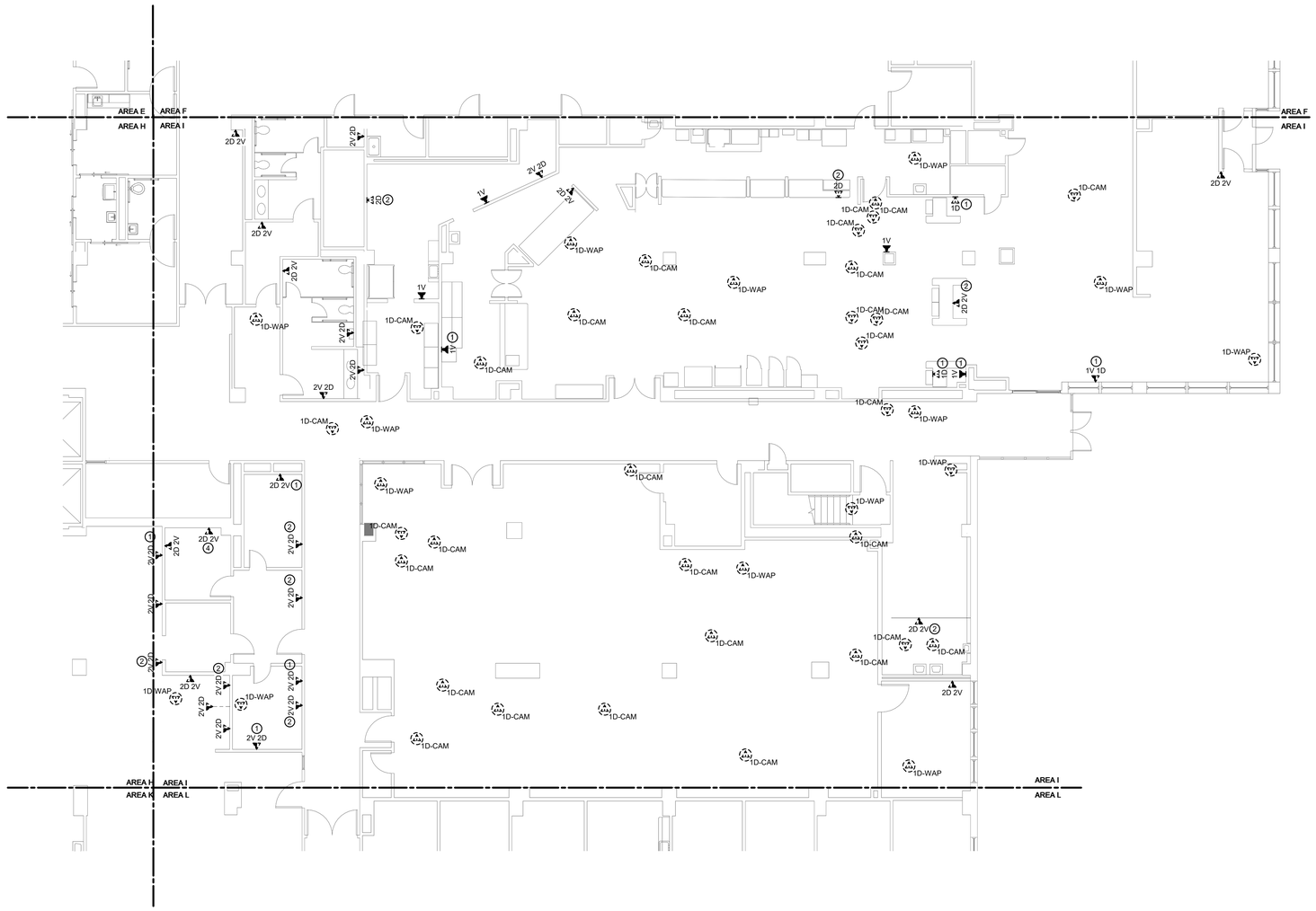

1 BUILDING 111 FIRST FLOOR DEMOLITION PLAN - TECHNOLOGY - AREA I

1/8" = 1'-0"

TRUE NORTH
PLAN NORTH

Revisions:	Date:
35% SCHEMATIC DESIGN SUBMISSION	5.17.21
65% DESIGN DEVELOPMENT SUBMISSION	6.15.21
65% DESIGN DEVELOPMENT RESUBMISSION	8.25.21

CONSULTANT

IMEG
The FUTURE. Built Smarter. www.imegcorp.com
15 SUNNEN DRIVE
SUITE 104
ST. LOUIS, MO 63143
P: 314.645.1132 F: 314.645.1173
PROJECT #18004375.03

ARCHITECT/ENGINEER OF RECORD

Romanyk Consulting
Focusing on what matters
Romanyk Consulting Corp. www.romanykconsulting.com
3308 Preston Road, Suite 350-164, Plano, Texas 75093

STAMP

REGISTERED COMMUNICATIONS DISTRIBUTION DESIGNER
Bicsi
DAVID LARSON
BICSI ID # 106098
Expires 12-31-25
RCDD

Office of Construction and Facilities Management

VA U.S. Department of Veterans Affairs

Drawing Title
BUILDING 111 FIRST FLOOR DEMO PLAN - TECHNOLOGY - AREA I

Approved:

Phase
FINAL BID DOCUMENTS

Sprinklered
FULLY SPRINKLERED

Project Title
EHRM INFRASTRUCTURE UPGRADES - MILWAUKEE, WI

Location
5000 W. NATIONAL AVENUE MILWAUKEE, WI

Issue Date SEPTEMBER 05, 2025
Checked PHINIE
Drawn MAIBEJ

Project Number 695-21-700
Building Number 111
Drawing Number 111-TD1101I

VA FORM 08 - 6231

Autodesk Docs://OCFM East - Milwaukee EHRM (R24)/T24_18004375.03_VA MilwEHRM_C.rvt
9/3/2025 3:58:06 PM

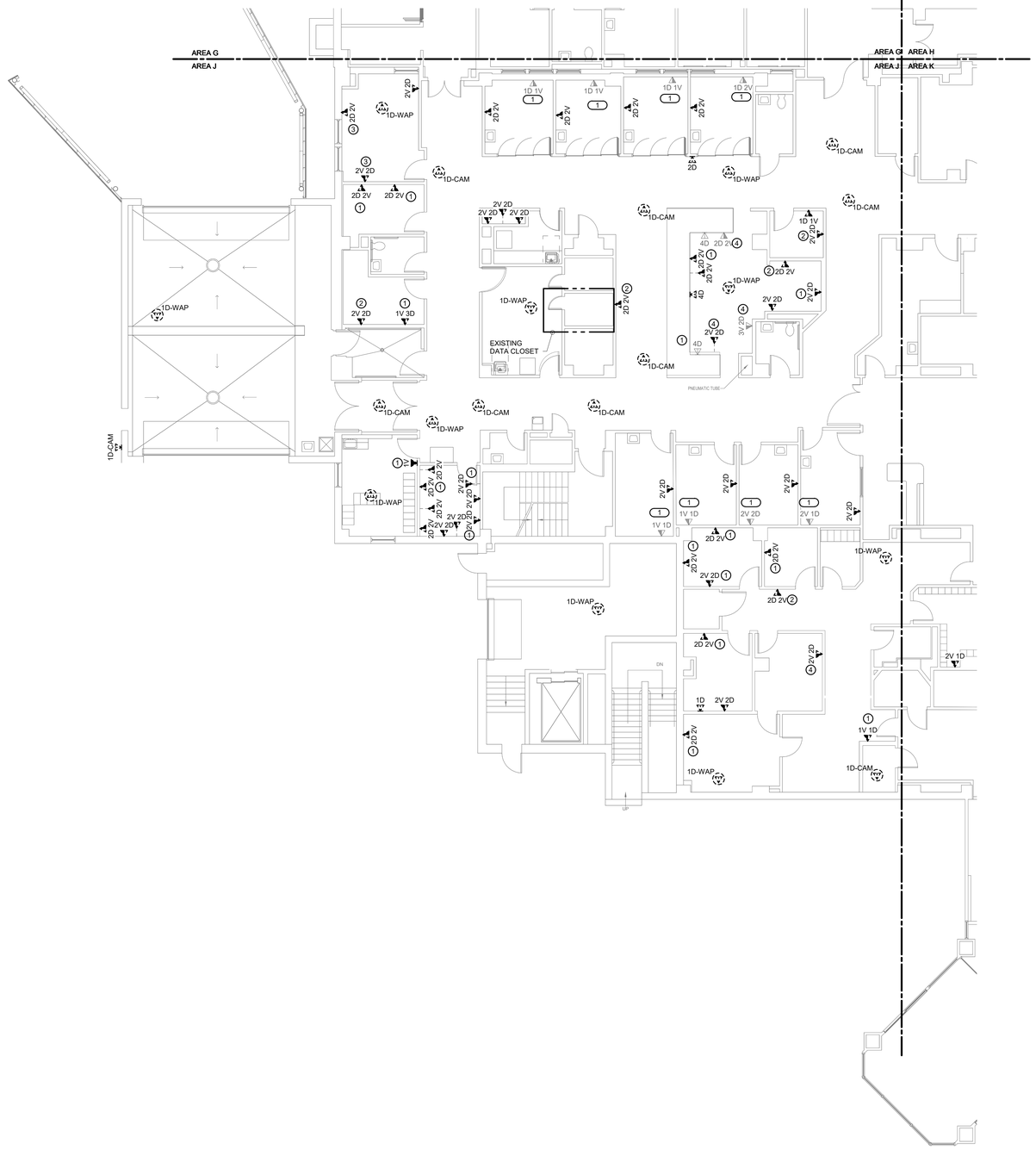

SHEET NOTES:

1. REMOVE ALL NETWORK CABLING TO POINTS OF TERMINATION IN ASSOCIATED TELECOM ROOMS. REFER TO FLOOR PLANS AND SHEET T1001 FOR TR ROOM LOCATIONS.
2. REFER TO ARCHITECTURAL PHASING PLANS FOR WHEN EXISTING CABLING IS ALLOWED TO BE DEMOLISHED.
3. FOR ALL EXISTING WIRELESS ACCESS POINTS AND SURVEILLANCE CAMERAS, DEVICES SHALL REMAIN. SCOPE OF WORK INCLUDES CABLE REPLACEMENT ONLY. COORDINATE WITH COR FOR ANY DOWNTIME OF DEVICES.
4. EXISTING LOCATIONS OF WORK AREA OUTLETS SHOWN ON THIS SHEET MAY NOT NECESSARILY BE IN THE EXACT LOCATION AS IDENTIFIED.
5. UNLESS NOTED OTHERWISE, ALL NURSE CALL AND SECURITY EQUIPMENT IN EXISTING DATA CLOSETS SHALL REMAIN. PROTECT IN PLACE.

KEYNOTES: (#)

1. INFORMATION OUTLET FOR BIOMED, PROTECT IN PLACE.

1 BUILDING 111 FIRST FLOOR DEMOLITION PLAN - TECHNOLOGY - AREA J

1/8" = 1'-0"

TRUE NORTH
PLAN NORTH

35% SCHEMATIC DESIGN SUBMISSION	5.17.21
65% DESIGN DEVELOPMENT SUBMISSION	6.15.21
65% DESIGN DEVELOPMENT RESUBMISSION	8.25.21
Revisions:	Date:

CONSULTANT

IMEG
The FUTURE. Built Smarter. www.imegcorp.com
15 SUNNEN DRIVE
SUITE 104
ST. LOUIS, MO 63143
P: 314.645.1132 F: 314.645.1173
PROJECT #18004375.03

ARCHITECT/ENGINEER OF RECORD

Romanyk Consulting
Focusing on what matters
Romanyk Consulting Corp. www.romanykconsulting.com
3308 Preston Road, Suite 350-164, Plano, Texas 75093

STAMP

REGISTERED COMMUNICATIONS DISTRIBUTION DESIGNER
BICSI
DAVID LARSON
BICSI ID # 106098
EXPIRES 12-31-25
RCDD

Office of Construction and Facilities Management

VA U.S. Department of Veterans Affairs

Drawing Title: BUILDING 111 FIRST FLOOR DEMO PLAN - TECHNOLOGY - AREA J

Approved:

Phase: FINAL BID DOCUMENTS

Sprinklered: FULLY SPRINKLERED

Project Title: EHRM INFRASTRUCTURE UPGRADES - MILWAUKEE, WI

Location: 5000 W. NATIONAL AVENUE MILWAUKEE, WI

Issue Date: SEPTEMBER 05, 2025 | Checked: PHINIE | Drawn: MAIBEJ

Project Number: 695-21-700

Building Number: 111

Drawing Number: 111-TD1101J

VA FORM 08 - 6231

Autodesk Docs://OCFM East - Milwaukee EHRM (R24)/T24_18004375.03_VA MilwEHRM_C.rvt

9/3/2025 3:58:08 PM

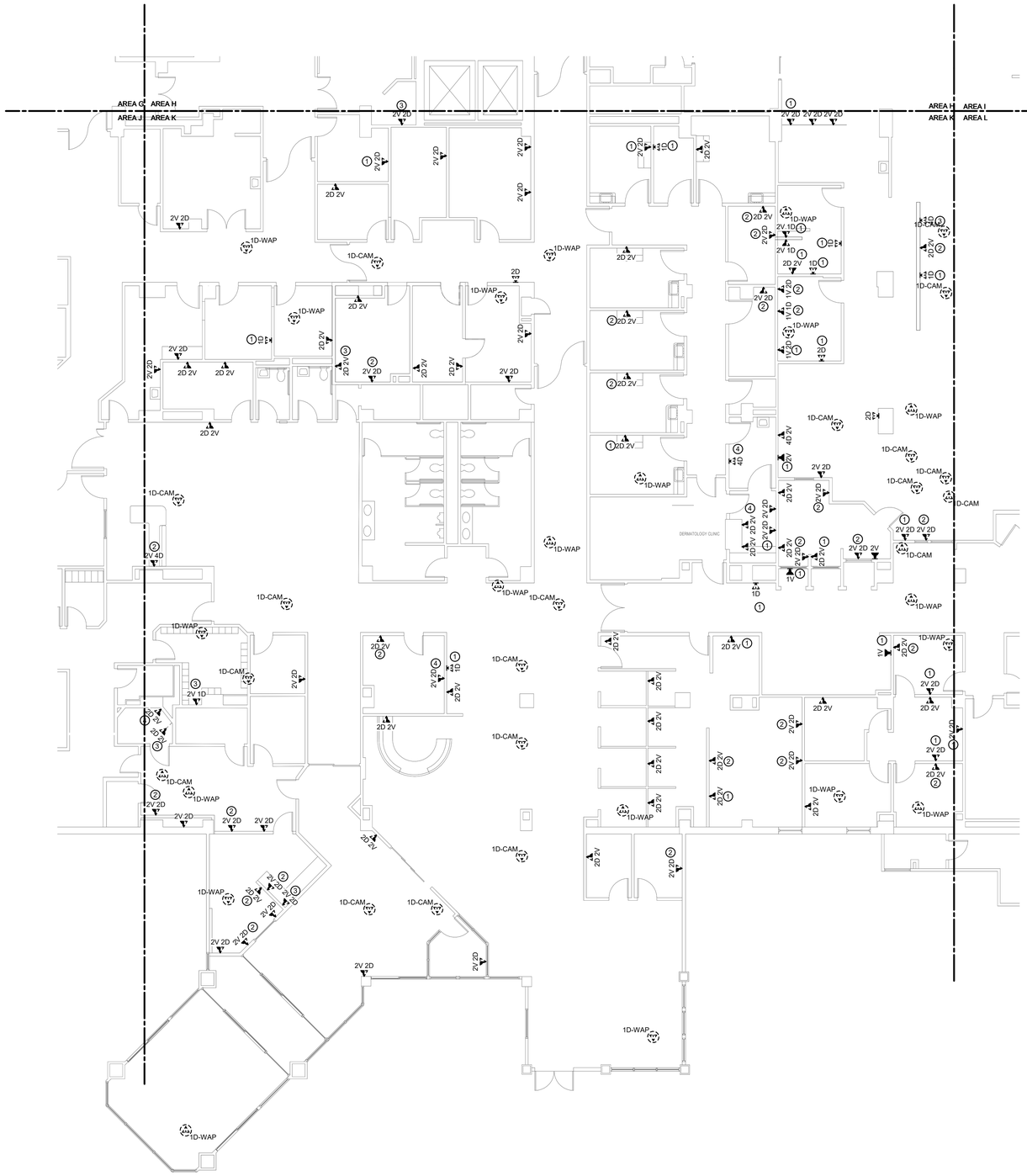

SHEET NOTES:

1. REMOVE ALL NETWORK CABLING TO POINTS OF TERMINATION IN ASSOCIATED TELECOM ROOMS. REFER TO FLOOR PLANS AND SHEET T1001 FOR TR ROOM LOCATIONS.
2. REFER TO ARCHITECTURAL PHASING PLANS FOR WHEN EXISTING CABLING IS ALLOWED TO BE DEMOLISHED.
3. FOR ALL EXISTING WIRELESS ACCESS POINTS AND SURVEILLANCE CAMERAS, DEVICES SHALL REMAIN. SCOPE OF WORK INCLUDES CABLE REPLACEMENT ONLY. COORDINATE WITH COR FOR ANY DOWNTIME OF DEVICES.
4. EXISTING LOCATIONS OF WORK AREA OUTLETS SHOWN ON THIS SHEET MAY NOT NECESSARILY BE IN THE EXACT LOCATION AS IDENTIFIED.
5. UNLESS NOTED OTHERWISE, ALL NURSE CALL AND SECURITY EQUIPMENT IN EXISTING DATA CLOSETS SHALL REMAIN. PROTECT IN PLACE.

1 BUILDING 111 FIRST FLOOR DEMOLITION PLAN - TECHNOLOGY - AREA K

1/8" = 1'-0"

TRUE NORTH
PLAN NORTH

35% SCHEMATIC DESIGN SUBMISSION	5.17.21
65% DESIGN DEVELOPMENT SUBMISSION	6.15.21
65% DESIGN DEVELOPMENT RESUBMISSION	8.25.21
Revisions:	Date:

CONSULTANT

IMEG
The FUTURE. Built Smarter www.imegcorp.com
15 SUNNEN DRIVE
SUITE 104
ST. LOUIS, MO 63143
P: 314.645.1132 F: 314.645.1173
PROJECT #18004375.03

ARCHITECT/ENGINEER OF RECORD

Romanyk Consulting
Focusing on what matters
Romanyk Consulting Corp. www.romanykconsulting.com
3308 Preston Road, Suite 350-164, Plano, Texas 75093

STAMP

REGISTERED COMMUNICATIONS DISTRIBUTION DESIGNER
Bicsi
DAVID LARSON
BICSI ID # 106098
Expires 12-31-25
RCDD

Office of Construction and Facilities Management

VA U.S. Department of Veterans Affairs

Drawing Title: BUILDING 111 FIRST FLOOR DEMO PLAN - TECHNOLOGY - AREA K

Approved:

Phase: FINAL BID DOCUMENTS

Sprinklered: FULLY SPRINKLERED

Project Title: EHRM INFRASTRUCTURE UPGRADES - MILWAUKEE, WI

Location: 5000 W. NATIONAL AVENUE MILWAUKEE, WI

Issue Date: SEPTEMBER 05, 2025 | Checked: PHINIE | Drawn: MAIBEJ

Project Number: 695-21-700

Building Number: 111

Drawing Number: 111-TD1101K

VA FORM 08 - 6231

Autodesk Docs://OCFM East - Milwaukee EHRM (R24)/T24_18004375.03_VA MilwEHRM_C.rvt

9/3/2025 3:58:11 PM

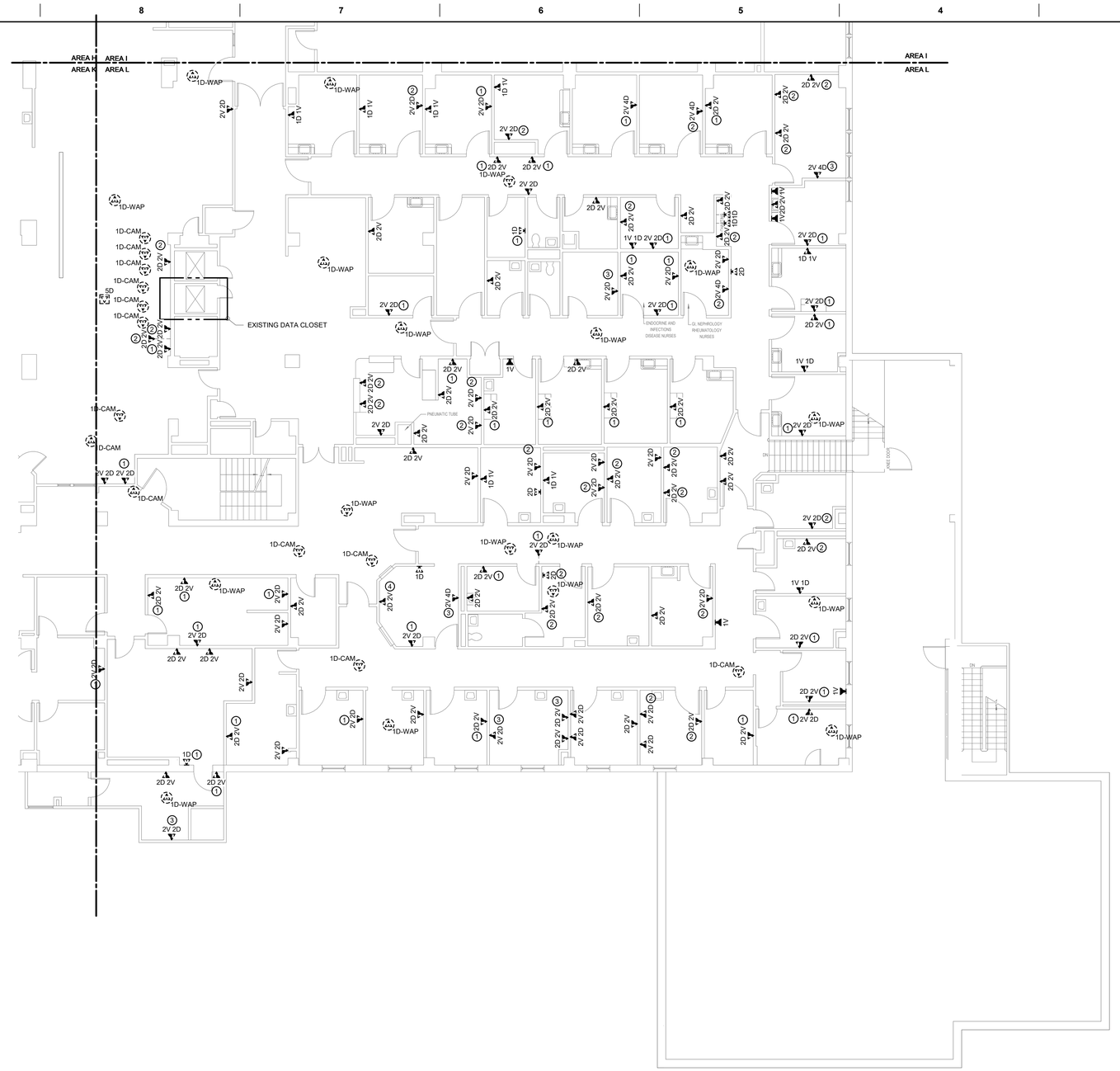

SHEET NOTES:

1. REMOVE ALL NETWORK CABLING TO POINTS OF TERMINATION IN ASSOCIATED TELECOM ROOMS. REFER TO FLOOR PLANS AND SHEET T1001 FOR TR ROOM LOCATIONS.
2. REFER TO ARCHITECTURAL PHASING PLANS FOR WHEN EXISTING CABLING IS ALLOWED TO BE DEMOLISHED.
3. FOR ALL EXISTING WIRELESS ACCESS POINTS AND SURVEILLANCE CAMERAS, DEVICES SHALL REMAIN. SCOPE OF WORK INCLUDES CABLE REPLACEMENT ONLY. COORDINATE WITH COR FOR ANY DOWNTIME OF DEVICES.
4. EXISTING LOCATIONS OF WORK AREA OUTLETS SHOWN ON THIS SHEET MAY NOT NECESSARILY BE IN THE EXACT LOCATION AS IDENTIFIED.
5. UNLESS NOTED OTHERWISE, ALL NURSE CALL AND SECURITY EQUIPMENT IN EXISTING DATA CLOSETS SHALL REMAIN. PROTECT IN PLACE.

1 BUILDING 111 FIRST FLOOR DEMOLITION PLAN - TECHNOLOGY - AREA L

1/8" = 1'-0"

TRUE NORTH
PLAN NORTH

35% SCHEMATIC DESIGN SUBMISSION	5.17.21
65% DESIGN DEVELOPMENT SUBMISSION	6.15.21
65% DESIGN DEVELOPMENT RESUBMISSION	8.25.21
Revisions:	Date:

CONSULTANT

IMEG
The FUTURE. Built Smarter. www.imegcorp.com
15 SUNNEN DRIVE
SUITE 104
ST. LOUIS, MO 63143
P: 314.645.1132 F: 314.645.1173
PROJECT #18004375.03

ARCHITECT/ENGINEER OF RECORD

Romanyk Consulting
Focusing on what matters
Romanyk Consulting Corp. www.romanykconsulting.com
3308 Preston Road, Suite 350-164, Plano, Texas 75093

STAMP

REGISTERED COMMUNICATIONS DISTRIBUTION DESIGNER
Bicsi
DAVID LARSON
BICSI ID # 106098
Expires 12-31-25
RCDD

Office of Construction and Facilities Management

VA U.S. Department of Veterans Affairs

Drawing Title: BUILDING 111 FIRST FLOOR DEMO PLAN - TECHNOLOGY - AREA L	Phase: FINAL BID DOCUMENTS	Project Title: EHRM INFRASTRUCTURE UPGRADES - MILWAUKEE, WI	Project Number: 695-21-700
Approved:	Sprinklered: FULLY SPRINKLERED	Location: 5000 W. NATIONAL AVENUE MILWAUKEE, WI	Building Number: 111
		Issue Date: SEPTEMBER 05, 2025 / Checked: PHINIE / Drawn: MAIBEJ	Drawing Number: 111-TD1101L

VA FORM 08 - 6231

Autodesk Docs://OCFM East - Milwaukee EHRM (R24)/T24_18004375.03_VA MilwEHRM_C.rvt
9/3/2025 3:58:13 PM

Graphic Scale: 11/8" = 1'-0" (32' / 16' / 8' / 0')
Graphic Scale: 1/8" = 1'-0" (16' / 8' / 4' / 0')
Graphic Scale: 3/32" = 1'-0" (2' / 1' / 8" / 4" / 0')
Graphic Scale: 1/4" = 1'-0" (4' / 2' / 1' / 0')
Graphic Scale: 3/8" = 1'-0" (4' / 2' / 1' / 0')
Graphic Scale: 1/2" = 1'-0" (4' / 2' / 1' / 0')
Graphic Scale: 3/4" = 1'-0" (2' / 1' / 6" / 0')
Graphic Scale: 1" = 1'-0" (2' / 1' / 6" / 0')
Graphic Scale: 1 1/2" = 1'-0" (1'6" / 1' / 6" / 3" / 0')

NOTES:

1. UNLESS NOTED OTHERWISE, ALL NURSE CALL AND SECURITY EQUIPMENT IN EXISTING DATA CLOSETS SHALL REMAIN. PROTECT IN PLACE.

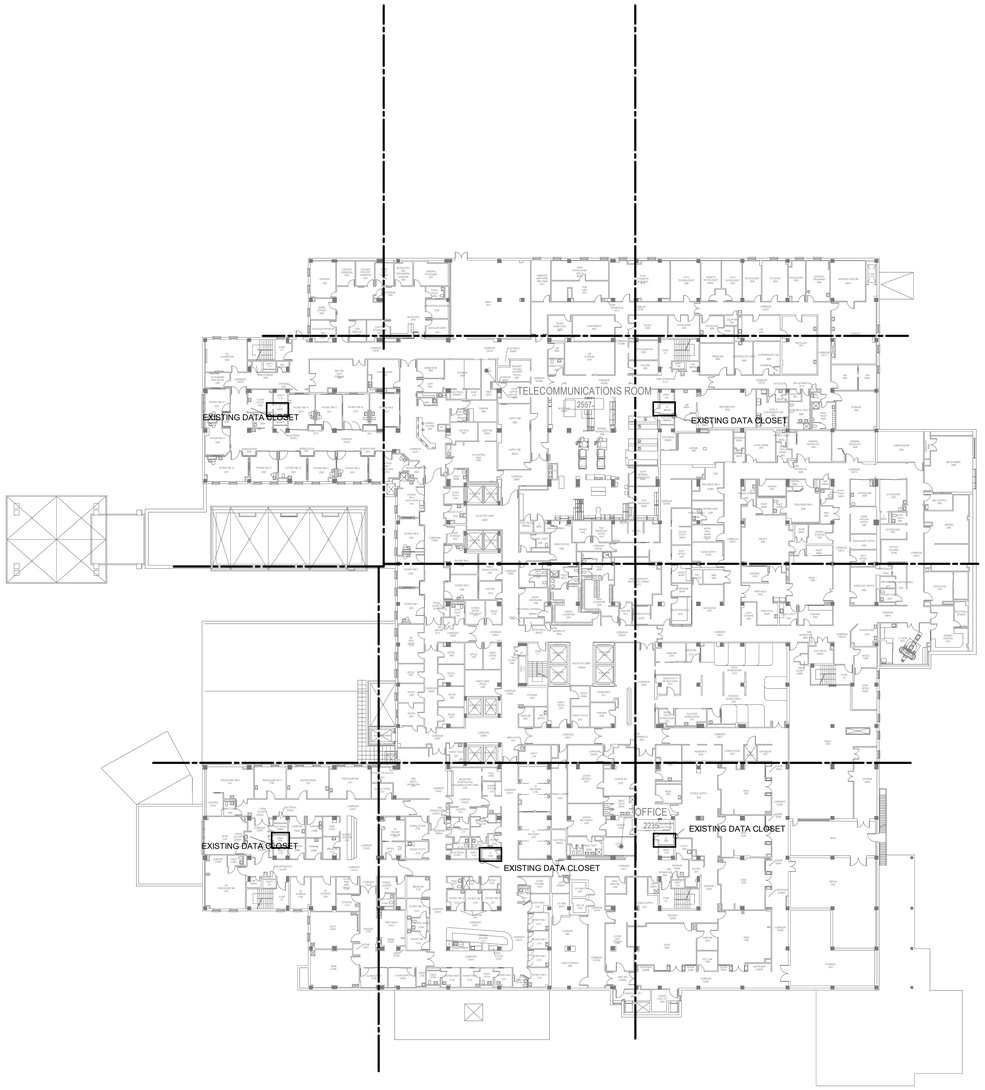

1 BUILDING 111 SECOND FLOOR OVERALL DEMOLITION PLAN - TECHNOLOGY

1" = 30'-0"

TRUE NORTH
PLAN NORTH

0' 15' 30' 60'
Graphic Scale : 1" = 30'-0"

35% SCHEMATIC DESIGN SUBMISSION	5.17.21
65% DESIGN DEVELOPMENT SUBMISSION	6.15.21
65% DESIGN DEVELOPMENT RESUBMISSION	8.25.21
Revisions:	Date:

CONSULTANT

IMEG
The FUTURE. Built Smarter www.imegcorp.com
15 SUNNEN DRIVE
SUITE 104
ST. LOUIS, MO 63143
P: 314.645.1132 F: 314.645.1173
PROJECT #18004375.03

ARCHITECT/ENGINEER OF RECORD

Romanyk Consulting
Focusing on what matters
Romanyk Consulting Corp. www.romanykconsulting.com
3308 Preston Road, Suite 350-164, Plano, Texas 75093

STAMP

REGISTERED COMMUNICATIONS DISTRIBUTION DESIGNER
Bicsi
DAVID LARSON
BICSI ID # 106098
EXPIRES 12-31-25
RCDD

Office of Construction and Facilities Management

VA U.S. Department of Veterans Affairs

Drawing Title
BUILDING 111 SECOND FLOOR OVERALL DEMO PLAN - TECHNOLOGY

Approved:

Phase
FINAL BID DOCUMENTS

Sprinklered
FULLY SPRINKLERED

Project Title
EHRM INFRASTRUCTURE UPGRADES - MILWAUKEE, WI

Location
5000 W. NATIONAL AVENUE MILWAUKEE, WI

Issue Date SEPTEMBER 05, 2025
Checked PHINIE
Drawn MAIBEJ

Project Number 695-21-700
Building Number 111
Drawing Number 111-TD1102

VA FORM 08 - 6231

9/3/2025 3:58:15 PM
Autodesk Docs://OCFM East - Milwaukee EHRM (R24)/T24_18004375.03_VA MilwEHRM_C.rvt

SHEET NOTES:

1. REMOVE ALL NETWORK CABLING TO POINTS OF TERMINATION IN ASSOCIATED TELECOM ROOMS. REFER TO FLOOR PLANS AND SHEET T1001 FOR TR ROOM LOCATIONS.
2. REFER TO ARCHITECTURAL PHASING PLANS FOR WHEN EXISTING CABLING IS ALLOWED TO BE DEMOLISHED.
3. FOR ALL EXISTING WIRELESS ACCESS POINTS AND SURVEILLANCE CAMERAS, DEVICES SHALL REMAIN. SCOPE OF WORK INCLUDES CABLE REPLACEMENT ONLY. COORDINATE WITH COR FOR ANY DOWNTIME OF DEVICES.
4. EXISTING LOCATIONS OF WORK AREA OUTLETS SHOWN ON THIS SHEET MAY NOT NECESSARILY BE IN THE EXACT LOCATION AS IDENTIFIED.
5. UNLESS NOTED OTHERWISE, ALL NURSE CALL AND SECURITY EQUIPMENT IN EXISTING DATA CLOSETS SHALL REMAIN. PROTECT IN PLACE.

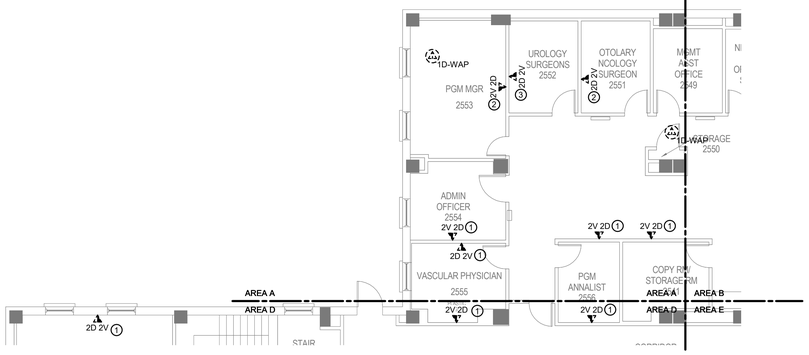

1 BUILDING 111 SECOND FLOOR DEMOLITION PLAN - TECHNOLOGY - AREA A

1/8" = 1'-0"

TRUE NORTH
PLAN NORTH

35% SCHEMATIC DESIGN SUBMISSION	5.17.21
65% DESIGN DEVELOPMENT SUBMISSION	6.15.21
65% DESIGN DEVELOPMENT RESUBMISSION	8.25.21
Revisions:	Date:

CONSULTANT

IMEG
The FUTURE. Built Smarter www.imegcorp.com
15 SUNNEN DRIVE
SUITE 104
ST. LOUIS, MO 63143
P: 314.645.1132 F: 314.645.1173
PROJECT #180043750.03

ARCHITECT/ENGINEER OF RECORD

Romanyk Consulting
Focusing on what matters
Romanyk Consulting Corp. www.romanykconsulting.com
3308 Preston Road, Suite 350-164, Plano, Texas 75093

STAMP

REGISTERED COMMUNICATIONS DISTRIBUTION DESIGNER
Bicsi
DAVID LARSON
BICSI ID # 106098
Expires 12-31-25
RCDD

Office of Construction and Facilities Management

VA U.S. Department of Veterans Affairs

Drawing Title: BUILDING 111 SECOND FLOOR DEMO PLAN - TECHNOLOGY - AREA A	Phase: FINAL BID DOCUMENTS	Project Title: EHRM INFRASTRUCTURE UPGRADES - MILWAUKEE, WI	Project Number: 695-21-700
Approved:	Sprinklered: FULLY SPRINKLERED	Location: 5000 W. NATIONAL AVENUE MILWAUKEE, WI	Building Number: 111
		Issue Date: SEPTEMBER 05, 2025 / Checked: PHINIE / Drawn: MAIBEJ	Drawing Number: 111-TD1102A

VA FORM 08 - 6231

Autodesk Docs://OCFM East - Milwaukee EHRM (R24)/T24_180043750.03_VA MilwEHRM_C.rvt 9/3/2025 3:58:17 PM

Graphic Scale: 1/16" = 1'-0" 0' 8' 16' 32'
Graphic Scale: 1/8" = 1'-0" 0' 4' 8' 16'
Graphic Scale: 3/32" = 1'-0" 0' 4" 8" 1' 2'
Graphic Scale: 1/4" = 1'-0" 0' 1' 2' 4'
Graphic Scale: 3/8" = 1'-0" 0' 1' 2' 4'
Graphic Scale: 1/2" = 1'-0" 0' 1' 2' 4'
Graphic Scale: 3/4" = 1'-0" 0' 6" 1' 2'
Graphic Scale: 1" = 1'-0" 0' 6" 1' 2'
Graphic Scale: 1 1/2" = 1'-0" 0' 3" 6" 1' 1' 6"

SHEET NOTES:

1. REMOVE ALL NETWORK CABLING TO POINTS OF TERMINATION IN ASSOCIATED TELECOM ROOMS. REFER TO FLOOR PLANS AND SHEET T1001 FOR TR ROOM LOCATIONS.
2. REFER TO ARCHITECTURAL PHASING PLANS FOR WHEN EXISTING CABLING IS ALLOWED TO BE DEMOLISHED.
3. FOR ALL EXISTING WIRELESS ACCESS POINTS AND SURVEILLANCE CAMERAS, DEVICES SHALL REMAIN. SCOPE OF WORK INCLUDES CABLE REPLACEMENT ONLY. COORDINATE WITH COR FOR ANY DOWNTIME OF DEVICES.
4. EXISTING LOCATIONS OF WORK AREA OUTLETS SHOWN ON THIS SHEET MAY NOT NECESSARILY BE IN THE EXACT LOCATION AS IDENTIFIED.
5. UNLESS NOTED OTHERWISE, ALL NURSE CALL AND SECURITY EQUIPMENT IN EXISTING DATA CLOSETS SHALL REMAIN. PROTECT IN PLACE.

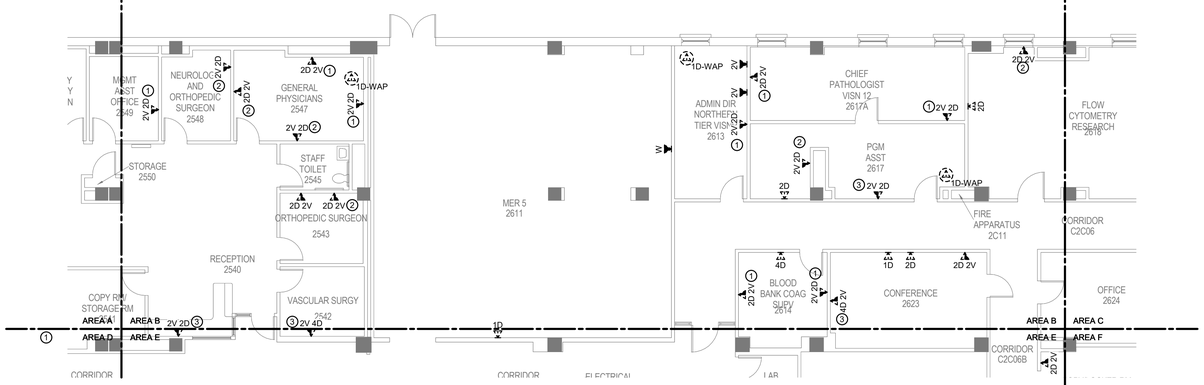

1 BUILDING 111 SECOND FLOOR DEMOLITION PLAN - TECHNOLOGY - AREA B

1/8" = 1'-0"

TRUE NORTH
PLAN NORTH

Revisions:	Date:
35% SCHEMATIC DESIGN SUBMISSION	5.17.21
65% DESIGN DEVELOPMENT SUBMISSION	6.15.21
65% DESIGN DEVELOPMENT RESUBMISSION	8.25.21

CONSULTANT

IMEG
The FUTURE Built Smarter www.imegcorp.com
15 SUNNEN DRIVE
SUITE 104
ST. LOUIS, MO 63143
P: 314.645.1132 F: 314.645.1173
PROJECT #18004375.03

ARCHITECT/ENGINEER OF RECORD

Romanyk Consulting
Focusing on what matters
Romanyk Consulting Corp. www.romanykconsulting.com
3308 Preston Road, Suite 350-164, Plano, Texas 75093

STAMP

REGISTERED COMMUNICATIONS DISTRIBUTION DESIGNER
Bicsi
DAVID LARSON
BICSI ID # 106098
EXPIRES 12-31-25
RCDD

Office of Construction and Facilities Management

VA U.S. Department of Veterans Affairs

Drawing Title: BUILDING 111 SECOND FLOOR DEMO PLAN - TECHNOLOGY - AREA B	Phase: FINAL BID DOCUMENTS	Project Title: EHRM INFRASTRUCTURE UPGRADES - MILWAUKEE, WI	Project Number: 695-21-700
			Building Number: 111
Approved:	Sprinklered: FULLY SPRINKLERED	Location: 5000 W. NATIONAL AVENUE MILWAUKEE, WI	Drawing Number: 111-TD1102B
		Issue Date: SEPTEMBER 05, 2025 / Checked: PHINIE	Drawn: MAIBEJ

VA FORM 08 - 6231

Autodesk Docs://OCFM East - Milwaukee EHRM (R24)/T24_18004375.03_VA MilwEHRM_C.rvt

9/3/2025 3:58:18 PM

Graphic Scale: 32' 16' 8' 0'
Graphic Scale: 16' 8' 4' 0'
Graphic Scale: 2' 1' 8" 4" 0'
Graphic Scale: 4' 2' 1' 0'
Graphic Scale: 4' 2' 1' 0'
Graphic Scale: 4' 2' 1' 0'
Graphic Scale: 2' 1' 6" 0'
Graphic Scale: 2' 1' 6" 0'
Graphic Scale: 1' 6" 3" 0'

SHEET NOTES:

1. REMOVE ALL NETWORK CABLING TO POINTS OF TERMINATION IN ASSOCIATED TELECOM ROOMS. REFER TO FLOOR PLANS AND SHEET T1001 FOR TR ROOM LOCATIONS.
2. REFER TO ARCHITECTURAL PHASING PLANS FOR WHEN EXISTING CABLING IS ALLOWED TO BE DEMOLISHED.
3. FOR ALL EXISTING WIRELESS ACCESS POINTS AND SURVEILLANCE CAMERAS, DEVICES SHALL REMAIN. SCOPE OF WORK INCLUDES CABLE REPLACEMENT ONLY. COORDINATE WITH COR FOR ANY DOWNTIME OF DEVICES.
4. EXISTING LOCATIONS OF WORK AREA OUTLETS SHOWN ON THIS SHEET MAY NOT NECESSARILY BE IN THE EXACT LOCATION AS IDENTIFIED.
5. UNLESS NOTED OTHERWISE, ALL NURSE CALL AND SECURITY EQUIPMENT IN EXISTING DATA CLOSETS SHALL REMAIN. PROTECT IN PLACE.

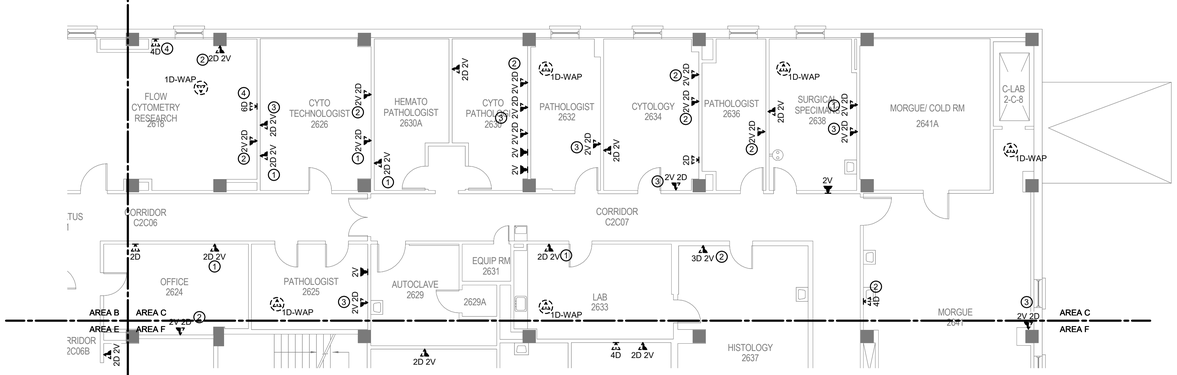

1 BUILDING 111 SECOND FLOOR DEMOLITION PLAN - TECHNOLOGY - AREA C

1/8" = 1'-0"

TRUE NORTH
PLAN NORTH

Revisions:	Date:
35% SCHEMATIC DESIGN SUBMISSION	5.17.21
65% DESIGN DEVELOPMENT SUBMISSION	6.15.21
65% DESIGN DEVELOPMENT RESUBMISSION	8.25.21

CONSULTANT

IMEG
The FUTURE. Built Smarter www.imegcorp.com
15 SUNNEN DRIVE
SUITE 104
ST. LOUIS, MO 63143
P: 314.645.1132 F: 314.645.1173
PROJECT #18004375.03

ARCHITECT/ENGINEER OF RECORD

Romanyk Consulting
Focusing on what matters
Romanyk Consulting Corp. www.romanykconsulting.com
3308 Preston Road, Suite 350-164, Plano, Texas 75093

STAMP

REGISTERED COMMUNICATIONS DISTRIBUTION DESIGNER
Bicsi
DAVID LARSON
BICSI ID # 105098
EXPIRES 12-31-25
RCDD

Office of Construction and Facilities Management

VA U.S. Department of Veterans Affairs

Drawing Title BUILDING 111 SECOND FLOOR DEMO PLAN - TECHNOLOGY - AREA C	**Phase** FINAL BID DOCUMENTS	**Project Title** EHRM INFRASTRUCTURE UPGRADES - MILWAUKEE, WI	**Project Number** 695-21-700
			Building Number 111
Approved:	**Sprinklered** FULLY SPRINKLERED	**Location** 5000 W. NATIONAL AVENUE MILWAUKEE, WI	**Drawing Number** 111-TD1102C
		Issue Date SEPTEMBER 05, 2025 / **Checked** PHINIE / **Drawn** MAIBEJ	

VA FORM 08 - 6231

Autodesk Docs://OCFM East - Milwaukee EHRM (R24)/T24_18004375.03_VA MilwEHRM_C.rvt
9/3/2025 3:58:20 PM

SHEET NOTES:

1. REMOVE ALL NETWORK CABLING TO POINTS OF TERMINATION IN ASSOCIATED TELECOM ROOMS. REFER TO FLOOR PLANS AND SHEET T1001 FOR TR ROOM LOCATIONS.
2. REFER TO ARCHITECTURAL PHASING PLANS FOR WHEN EXISTING CABLING IS ALLOWED TO BE DEMOLISHED.
3. FOR ALL EXISTING WIRELESS ACCESS POINTS AND SURVEILLANCE CAMERAS, DEVICES SHALL REMAIN. SCOPE OF WORK INCLUDES CABLE REPLACEMENT ONLY. COORDINATE WITH COR FOR ANY DOWNTIME OF DEVICES.
4. EXISTING LOCATIONS OF WORK AREA OUTLETS SHOWN ON THIS SHEET MAY NOT NECESSARILY BE IN THE EXACT LOCATION AS IDENTIFIED.
5. UNLESS NOTED OTHERWISE, ALL NURSE CALL AND SECURITY EQUIPMENT IN EXISTING DATA CLOSETS SHALL REMAIN. PROTECT IN PLACE.

KEYNOTES: (#)

1. INFORMATION OUTLET FOR BIOMED, PROTECT IN PLACE.

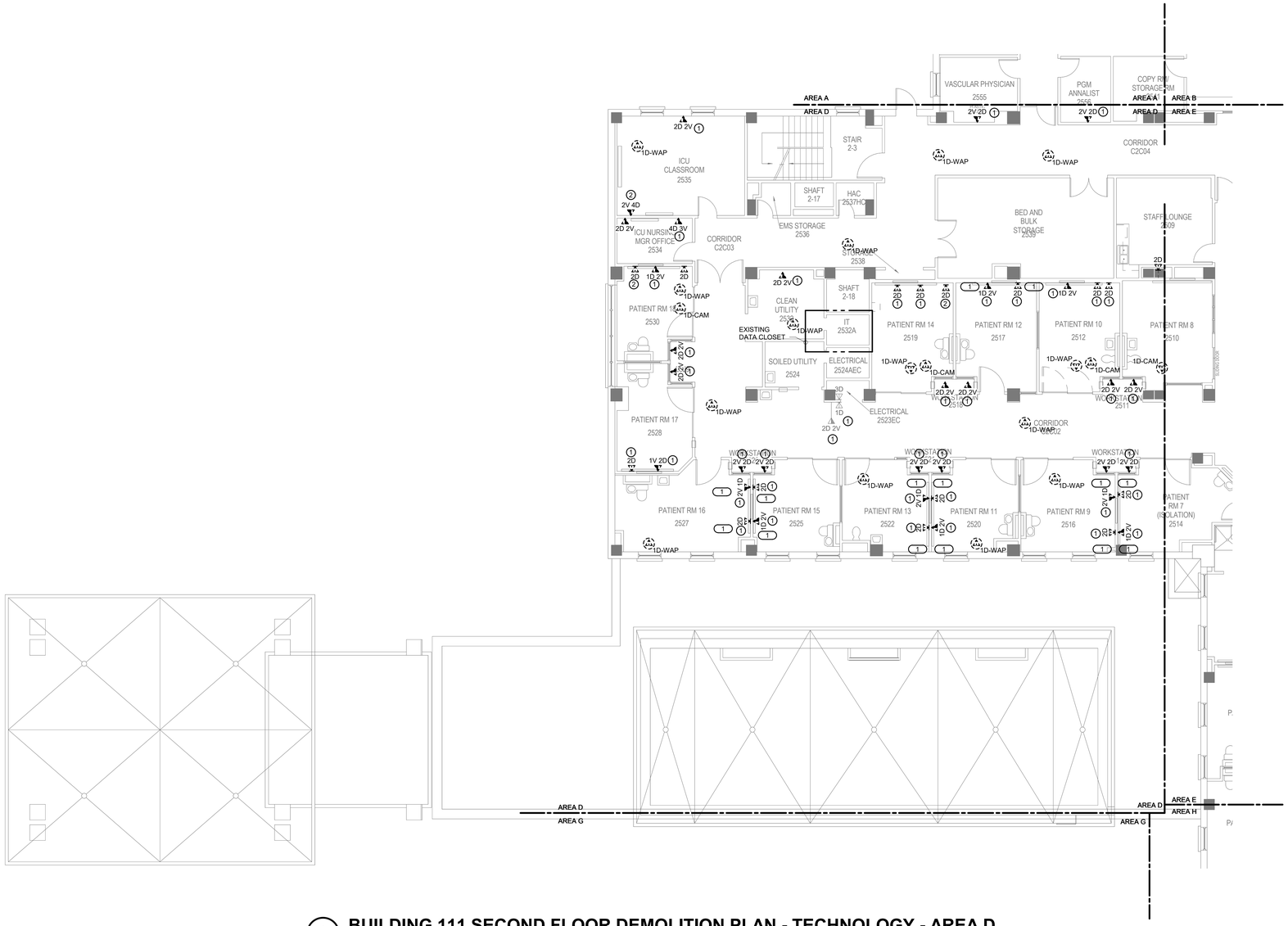

1 BUILDING 111 SECOND FLOOR DEMOLITION PLAN - TECHNOLOGY - AREA D

1/8" = 1'-0"

TRUE NORTH
PLAN NORTH

Revisions:	Date:
35% SCHEMATIC DESIGN SUBMISSION	5.17.21
65% DESIGN DEVELOPMENT SUBMISSION	6.15.21
65% DESIGN DEVELOPMENT RESUBMISSION	8.25.21

CONSULTANT

IMEG
The FUTURE. Built Smarter www.imegcorp.com
15 SUNNEN DRIVE
SUITE 104
ST. LOUIS, MO 63143
P: 314.645.1132 F: 314.645.1173
PROJECT #18004375.03

ARCHITECT/ENGINEER OF RECORD

Romanyk Consulting
Focusing on what matters
Romanyk Consulting Corp. www.romanykconsulting.com
3308 Preston Road, Suite 350-164, Plano, Texas 75093

STAMP

REGISTERED COMMUNICATIONS DISTRIBUTION DESIGNER
Bicsi
DAVID LARSON
BICSI ID # 106098
EXPIRES 12-31-25
RCDD

Office of Construction and Facilities Management

VA U.S. Department of Veterans Affairs

Drawing Title: BUILDING 111 SECOND FLOOR DEMO PLAN - TECHNOLOGY - AREA D	Phase: FINAL BID DOCUMENTS	Project Title: EHRM INFRASTRUCTURE UPGRADES - MILWAUKEE, WI	Project Number: 695-21-700
			Building Number: 111
Approved:	Sprinklered: FULLY SPRINKLERED	Location: 5000 W. NATIONAL AVENUE MILWAUKEE, WI	Drawing Number: 111-TD1102D
		Issue Date: SEPTEMBER 05, 2025 / Checked: PHINIE / Drawn: MAIBEJ	

VA FORM 08 - 6231

Autodesk Docs://OCFM East - Milwaukee EHRM (R24)/T24_18004375.03_VA MilwEHRM_C.rvt

9/3/2025 3:58:22 PM

SHEET NOTES:

1. REMOVE ALL NETWORK CABLING TO POINTS OF TERMINATION IN ASSOCIATED TELECOM ROOMS. REFER TO FLOOR PLANS AND SHEET T1001 FOR TR ROOM LOCATIONS.
2. REFER TO ARCHITECTURAL PHASING PLANS FOR WHEN EXISTING CABLING IS ALLOWED TO BE DEMOLISHED.
3. FOR ALL EXISTING WIRELESS ACCESS POINTS AND SURVEILLANCE CAMERAS, DEVICES SHALL REMAIN. SCOPE OF WORK INCLUDES CABLE REPLACEMENT ONLY. COORDINATE WITH COR FOR ANY DOWNTIME OF DEVICES.
4. EXISTING LOCATIONS OF WORK AREA OUTLETS SHOWN ON THIS SHEET MAY NOT NECESSARILY BE IN THE EXACT LOCATION AS IDENTIFIED.
5. UNLESS NOTED OTHERWISE, ALL NURSE CALL AND SECURITY EQUIPMENT IN EXISTING DATA CLOSETS SHALL REMAIN. PROTECT IN PLACE.

KEYNOTES: (#)

1. INFORMATION OUTLET FOR BIOMED, PROTECT IN PLACE.

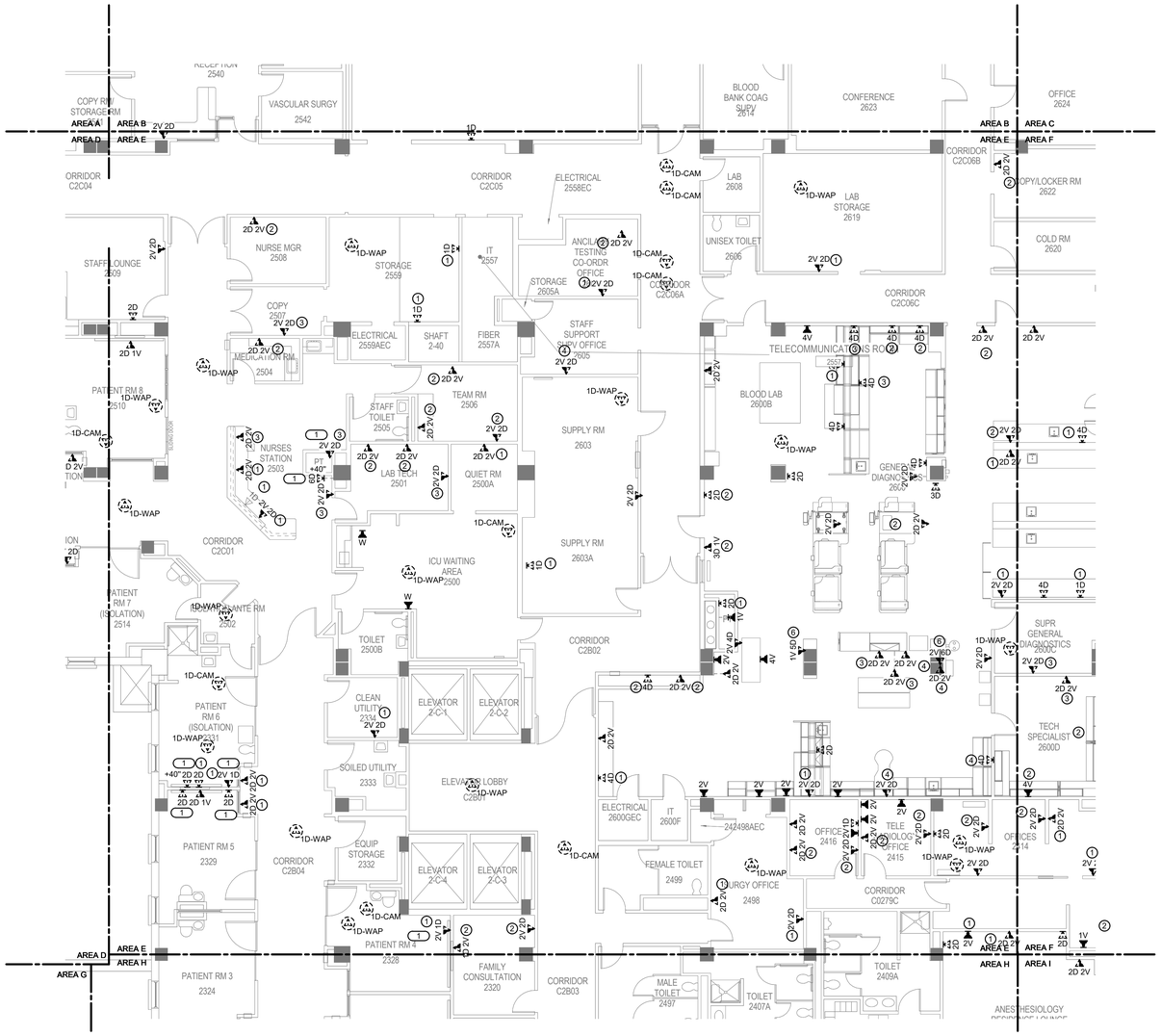

1 BUILDING 111 SECOND FLOOR DEMOLITION PLAN - TECHNOLOGY - AREA E

1/8" = 1'-0"

TRUE NORTH
PLAN NORTH

Revisions:	Date:
35% SCHEMATIC DESIGN SUBMISSION	5.17.21
65% DESIGN DEVELOPMENT SUBMISSION	6.15.21
65% DESIGN DEVELOPMENT RESUBMISSION	8.25.21

CONSULTANT

IMEG
The FUTURE. Built Smarter www.imegcorp.com
15 SUNNEN DRIVE
SUITE 104
ST. LOUIS, MO 63143
P: 314.645.1132 F: 314.645.1173
PROJECT #18004375.03

ARCHITECT/ENGINEER OF RECORD

Romanyk Consulting
Focusing on what matters
Romanyk Consulting Corp. www.romanykconsulting.com
3308 Preston Road, Suite 350-164, Plano, Texas 75093

STAMP

REGISTERED COMMUNICATIONS DISTRIBUTION DESIGNER
Bicsi
DAVID LARSON
BICSI ID # 106098
Expires 12-31-25
RCDD

Office of Construction and Facilities Management

VA U.S. Department of Veterans Affairs

Drawing Title: BUILDING 111 SECOND FLOOR DEMO PLAN - TECHNOLOGY - AREA E

Approved:

Phase: FINAL BID DOCUMENTS

Sprinklered: FULLY SPRINKLERED

Project Title: EHRM INFRASTRUCTURE UPGRADES - MILWAUKEE, WI

Location: 5000 W. NATIONAL AVENUE MILWAUKEE, WI

Issue Date: SEPTEMBER 05, 2025 | Checked: PHINIE | Drawn: MAIBEJ

Project Number: 695-21-700

Building Number: 111

Drawing Number: 111-TD1102E

VA FORM 08 - 6231

Autodesk Docs://OCFM East - Milwaukee EHRM (R24)/T24_18004375.03_VA MilwEHRM_C.rvt

9/3/2025 3:58:25 PM

SHEET NOTES:

1. REMOVE ALL NETWORK CABLING TO POINTS OF TERMINATION IN ASSOCIATED TELECOM ROOMS. REFER TO FLOOR PLANS AND SHEET T1001 FOR TR ROOM LOCATIONS.
2. REFER TO ARCHITECTURAL PHASING PLANS FOR WHEN EXISTING CABLING IS ALLOWED TO BE DEMOLISHED.
3. FOR ALL EXISTING WIRELESS ACCESS POINTS AND SURVEILLANCE CAMERAS, DEVICES SHALL REMAIN. SCOPE OF WORK INCLUDES CABLE REPLACEMENT ONLY. COORDINATE WITH COR FOR ANY DOWNTIME OF DEVICES.
4. EXISTING LOCATIONS OF WORK AREA OUTLETS SHOWN ON THIS SHEET MAY NOT NECESSARILY BE IN THE EXACT LOCATION AS IDENTIFIED.
5. UNLESS NOTED OTHERWISE, ALL NURSE CALL AND SECURITY EQUIPMENT IN EXISTING DATA CLOSETS SHALL REMAIN. PROTECT IN PLACE.

1 BUILDING 111 SECOND FLOOR DEMOLITION PLAN - TECHNOLOGY - AREA F

1/8" = 1'-0"

TRUE NORTH
PLAN NORTH

Revisions:	Date:
35% SCHEMATIC DESIGN SUBMISSION	5.17.21
65% DESIGN DEVELOPMENT SUBMISSION	6.15.21
65% DESIGN DEVELOPMENT RESUBMISSION	8.25.21

CONSULTANT

IMEG
The FUTURE. Built Smarter. www.imegcorp.com
15 SUNNEN DRIVE
SUITE 104
ST. LOUIS, MO 63143
P: 314.645.1132 F: 314.645.1173
PROJECT #18004375.03

ARCHITECT/ENGINEER OF RECORD

Romanyk Consulting
Focusing on what matters
Romanyk Consulting Corp. www.romanykconsulting.com
3308 Preston Road, Suite 350-164, Plano, Texas 75093

STAMP

REGISTERED COMMUNICATIONS DISTRIBUTION DESIGNER
BICSI
DAVID LARSON
BICSI ID # 106098
EXPIRES 12-31-25
RCDD

Office of Construction and Facilities Management

VA U.S. Department of Veterans Affairs

Drawing Title: BUILDING 111 SECOND FLOOR DEMO PLAN - TECHNOLOGY - AREA F	Phase: FINAL BID DOCUMENTS	Project Title: EHRM INFRASTRUCTURE UPGRADES - MILWAUKEE, WI	Project Number: 695-21-700
Approved:	Sprinklered: FULLY SPRINKLERED	Location: 5000 W. NATIONAL AVENUE MILWAUKEE, WI	Building Number: 111
		Issue Date: SEPTEMBER 05, 2025 / Checked: PHINIE / Drawn: MAIBEJ	Drawing Number: 111-TD1102F

VA FORM 08 - 6231

Autodesk Docs://OCFM East - Milwaukee EHRM (R24)/T24_18004375.03_VA MilwEHRM_C.rvt

9/3/2025 3:59:28 PM

SHEET NOTES:

1. REMOVE ALL NETWORK CABLING TO POINTS OF TERMINATION IN ASSOCIATED TELECOM ROOMS. REFER TO FLOOR PLANS AND SHEET T1001 FOR TR ROOM LOCATIONS.
2. REFER TO ARCHITECTURAL PHASING PLANS FOR WHEN EXISTING CABLING IS ALLOWED TO BE DEMOLISHED.
3. FOR ALL EXISTING WIRELESS ACCESS POINTS AND SURVEILLANCE CAMERAS, DEVICES SHALL REMAIN. SCOPE OF WORK INCLUDES CABLE REPLACEMENT ONLY. COORDINATE WITH COR FOR ANY DOWNTIME OF DEVICES.
4. EXISTING LOCATIONS OF WORK AREA OUTLETS SHOWN ON THIS SHEET MAY NOT NECESSARILY BE IN THE EXACT LOCATION AS IDENTIFIED.
5. UNLESS NOTED OTHERWISE, ALL NURSE CALL AND SECURITY EQUIPMENT IN EXISTING DATA CLOSETS SHALL REMAIN. PROTECT IN PLACE.

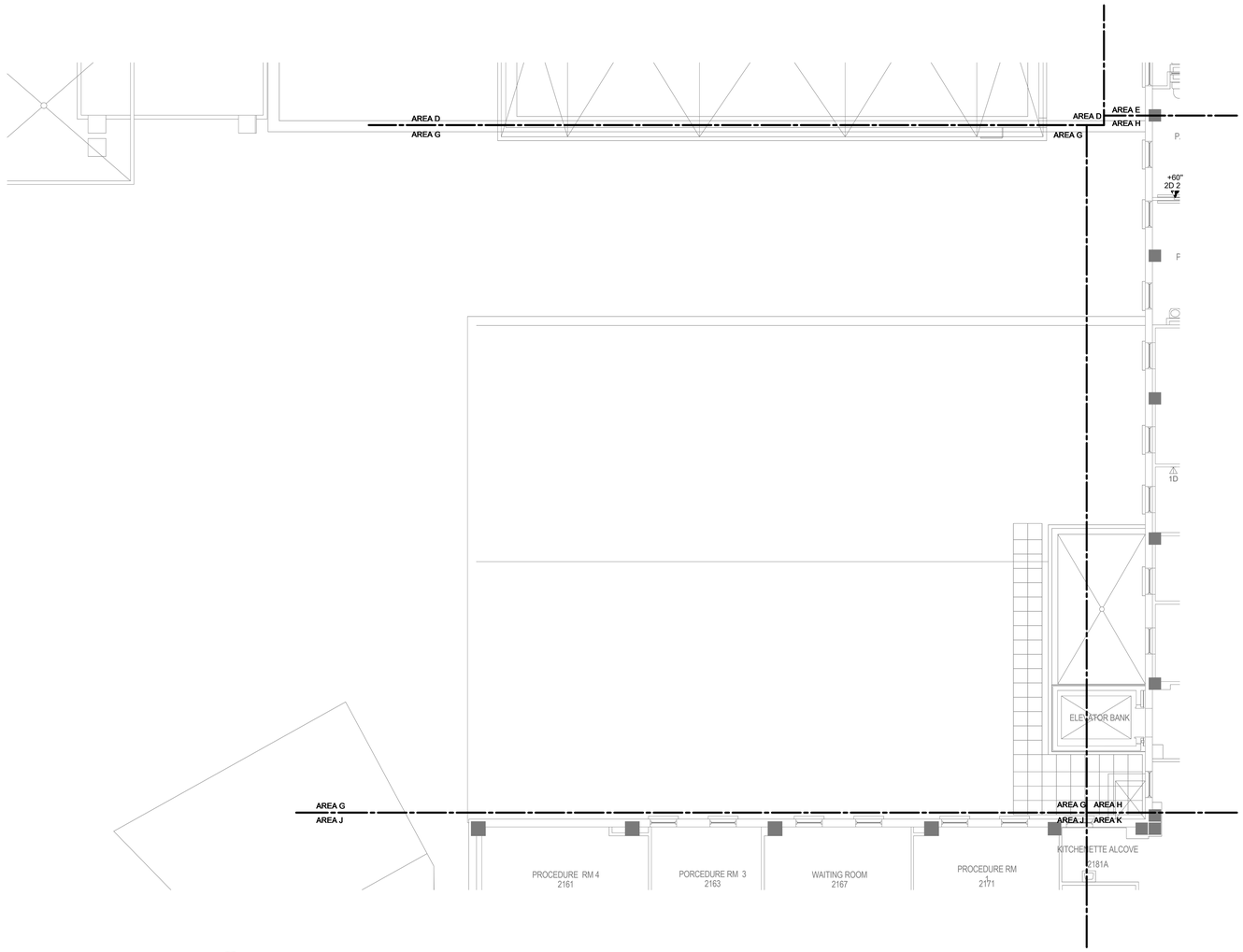

1 BUILDING 111 SECOND FLOOR DEMOLITION PLAN - TECHNOLOGY - AREA G

1/8" = 1'-0"

TRUE NORTH
PLAN NORTH

35% SCHEMATIC DESIGN SUBMISSION	5.17.21
65% DESIGN DEVELOPMENT SUBMISSION	6.15.21
65% DESIGN DEVELOPMENT RESUBMISSION	8.25.21
Revisions:	Date:

CONSULTANT

IMEG
The FUTURE. Built Smarter www.imegcorp.com
15 SUNNEN DRIVE
SUITE 104
ST. LOUIS, MO 63143
P: 314.645.1132 F: 314.645.1173
PROJECT #18004375.03

ARCHITECT/ENGINEER OF RECORD

Romanyk Consulting
Focusing on what matters
Romanyk Consulting Corp. www.romanykconsulting.com
3308 Preston Road, Suite 350-164, Plano, Texas 75093

STAMP

REGISTERED COMMUNICATIONS DISTRIBUTION DESIGNER
Bicsi
DAVID LARSON
BICSI ID # 106098
EXPIRES 12-31-25
RCDD

Office of Construction and Facilities Management

VA U.S. Department of Veterans Affairs

Drawing Title: BUILDING 111 SECOND FLOOR DEMO PLAN - TECHNOLOGY - AREA G	Phase: FINAL BID DOCUMENTS	Project Title: EHRM INFRASTRUCTURE UPGRADES - MILWAUKEE, WI	Project Number: 695-21-700
			Building Number: 111
Approved:	Sprinklered: FULLY SPRINKLERED	Location: 5000 W. NATIONAL AVENUE MILWAUKEE, WI	Drawing Number: 111-TD1102G
		Issue Date: SEPTEMBER 05, 2025 / Checked: PHINIE / Drawn: MAIBEJ	

VA FORM 08 - 6231

Autodesk Docs://OCFM East - Milwaukee EHRM (R24)/T24_18004375.03_VA MilwEHRM_C.rvt

9/3/2025 3:58:30 PM

Graphic Scale: 1/16" = 1'-0" 0' 8' 16' 32'
Graphic Scale: 1/8" = 1'-0" 0' 4' 8' 16'
Graphic Scale: 3/32" = 1'-0" 0' 4" 8" 1' 2'
Graphic Scale: 1/4" = 1'-0" 0' 1' 2' 4'
Graphic Scale: 3/8" = 1'-0" 0' 1' 2' 4'
Graphic Scale: 1/2" = 1'-0" 0' 1' 2' 4'
Graphic Scale: 3/4" = 1'-0" 0' 6" 1' 2'
Graphic Scale: 1" = 1'-0" 0' 6" 1' 2'
Graphic Scale: 1 1/2" = 1'-0" 0' 3" 6" 1' 1'6"

SHEET NOTES:

1. REMOVE ALL NETWORK CABLING TO POINTS OF TERMINATION IN ASSOCIATED TELECOM ROOMS. REFER TO FLOOR PLANS AND SHEET T1001 FOR TR ROOM LOCATIONS.
2. REFER TO ARCHITECTURAL PHASING PLANS FOR WHEN EXISTING CABLING IS ALLOWED TO BE DEMOLISHED.
3. FOR ALL EXISTING WIRELESS ACCESS POINTS AND SURVEILLANCE CAMERAS, DEVICES SHALL REMAIN. SCOPE OF WORK INCLUDES CABLE REPLACEMENT ONLY. COORDINATE WITH COR FOR ANY DOWNTIME OF DEVICES.
4. EXISTING LOCATIONS OF WORK AREA OUTLETS SHOWN ON THIS SHEET MAY NOT NECESSARILY BE IN THE EXACT LOCATION AS IDENTIFIED.
5. UNLESS NOTED OTHERWISE, ALL NURSE CALL AND SECURITY EQUIPMENT IN EXISTING DATA CLOSETS SHALL REMAIN. PROTECT IN PLACE.

KEYNOTES: (#)

1. INFORMATION OUTLET FOR BIOMED, PROTECT IN PLACE.

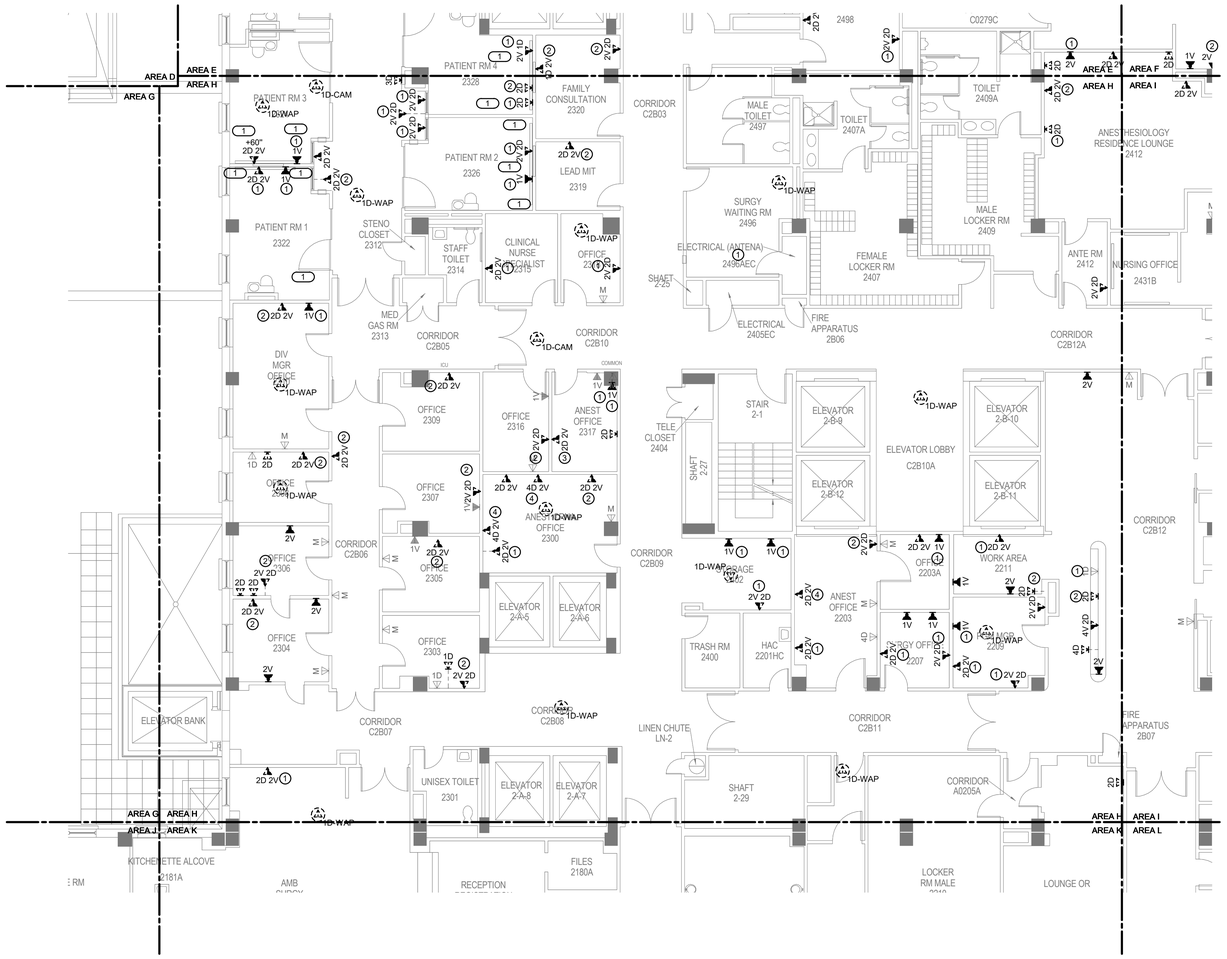

1 BUILDING 111 SECOND FLOOR DEMOLITION PLAN - TECHNOLOGY - AREA H

1/8" = 1'-0"

TRUE NORTH
PLAN NORTH

Revisions:	Date:
35% SCHEMATIC DESIGN SUBMISSION	5.17.21
65% DESIGN DEVELOPMENT SUBMISSION	6.15.21
65% DESIGN DEVELOPMENT RESUBMISSION	8.25.21

CONSULTANT

IMEG
The FUTURE. Built Smarter www.imegcorp.com
15 SUNNEN DRIVE
SUITE 104
ST. LOUIS, MO 63143
P: 314.645.1132 F: 314.645.1173
PROJECT #18004375.03

ARCHITECT/ENGINEER OF RECORD

Romanyk Consulting
Focusing on what matters
Romanyk Consulting Corp. www.romanykconsulting.com
3308 Preston Road, Suite 350-164, Plano, Texas 75093

STAMP

REGISTERED COMMUNICATIONS DISTRIBUTION DESIGNER
Bicsi
DAVID LARSON
BICSI ID # 106098
EXPIRES 12-31-25
RCDD

Office of Construction and Facilities Management

VA U.S. Department of Veterans Affairs

Drawing Title: BUILDING 111 SECOND FLOOR DEMO PLAN - TECHNOLOGY - AREA H

Approved:

Phase: FINAL BID DOCUMENTS

Sprinklered: FULLY SPRINKLERED

Project Title: EHRM INFRASTRUCTURE UPGRADES - MILWAUKEE, WI

Location: 5000 W. NATIONAL AVENUE MILWAUKEE, WI

Issue Date: SEPTEMBER 05, 2025 | Checked: PHINIE | Drawn: MAIBEJ

Project Number: 695-21-700

Building Number: 111

Drawing Number: 111-TD1102H

VA FORM 08 - 6231

Autodesk Docs://OCFM East - Milwaukee EHRM (R24)/T24_18004375.03_VA MilwEHRM_C.rvt

9/3/2025 3:58:33 PM