SHEET NOTES:

1. REMOVE ALL NETWORK CABLING TO POINTS OF TERMINATION IN ASSOCIATED TELECOM ROOMS. REFER TO FLOOR PLANS AND SHEET T1001 FOR TR ROOM LOCATIONS.
2. REFER TO ARCHITECTURAL PHASING PLANS FOR WHEN EXISTING CABLING IS ALLOWED TO BE DEMOLISHED.
3. FOR ALL EXISTING WIRELESS ACCESS POINTS AND SURVEILLANCE CAMERAS, DEVICES SHALL REMAIN. SCOPE OF WORK INCLUDES CABLE REPLACEMENT ONLY. COORDINATE WITH COR FOR ANY DOWNTIME OF DEVICES.
4. EXISTING LOCATIONS OF WORK AREA OUTLETS SHOWN ON THIS SHEET MAY NOT NECESSARILY BE IN THE EXACT LOCATION AS IDENTIFIED.
5. UNLESS NOTED OTHERWISE, ALL NURSE CALL AND SECURITY EQUIPMENT IN EXISTING DATA CLOSETS SHALL REMAIN. PROTECT IN PLACE.

KEYNOTES: (#)

1. INFORMATION OUTLET FOR BIOMED, PROTECT IN PLACE.

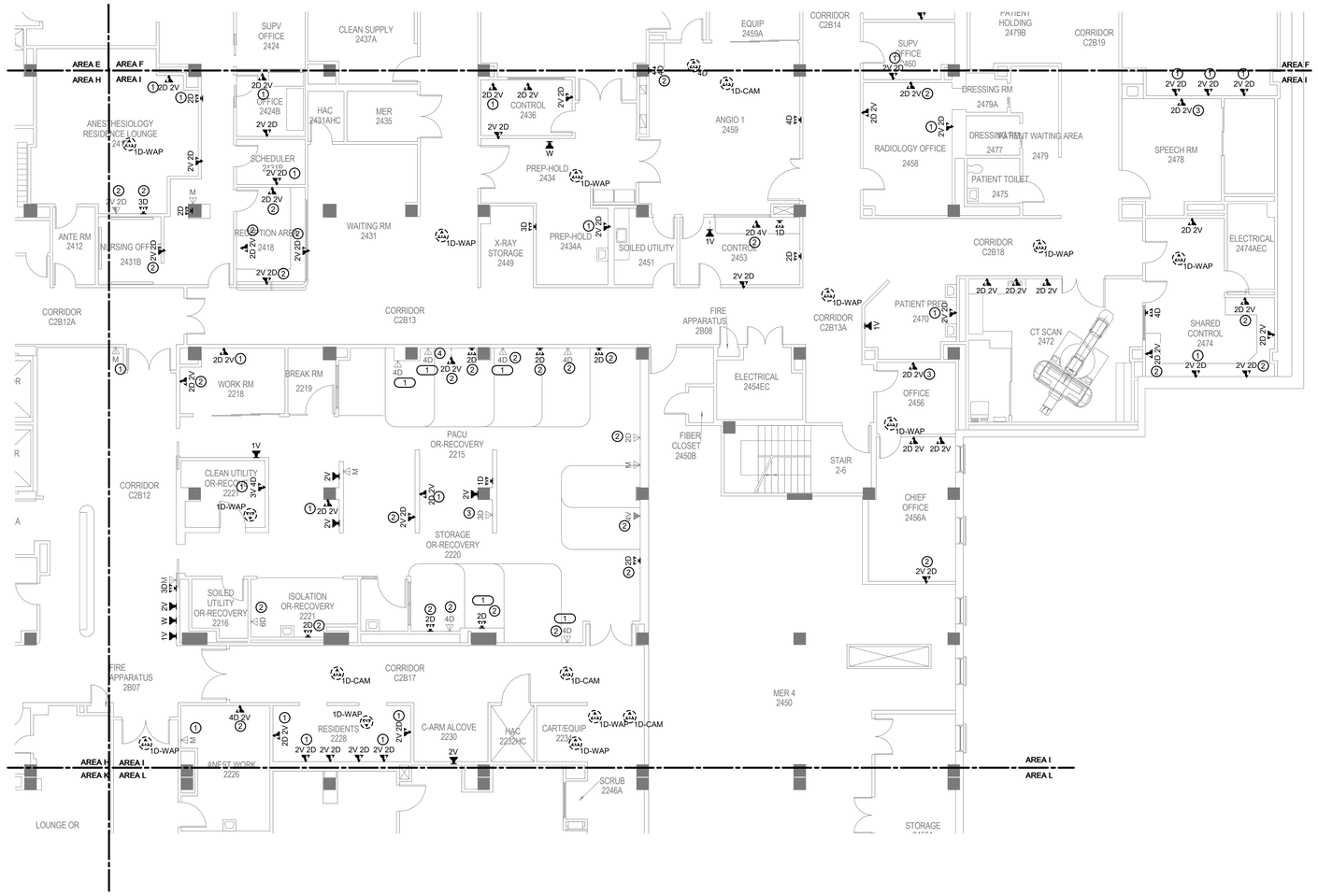

1 BUILDING 111 SECOND FLOOR DEMOLITION PLAN - TECHNOLOGY - AREA I

1/8" = 1'-0"

TRUE NORTH
PLAN NORTH

Revisions:	Date:
35% SCHEMATIC DESIGN SUBMISSION	5.17.21
65% DESIGN DEVELOPMENT SUBMISSION	6.15.21
65% DESIGN DEVELOPMENT RESUBMISSION	8.25.21

CONSULTANT

IMEG
The FUTURE. Built Smarter. www.imegcorp.com
15 SUNNEN DRIVE
SUITE 104
ST. LOUIS, MO 63143
P: 314.645.1132 F: 314.645.1173
PROJECT #18004375.03

ARCHITECT/ENGINEER OF RECORD

Romanyk Consulting
Focusing on what matters
Romanyk Consulting Corp. www.romanykconsulting.com
3308 Preston Road, Suite 350-164, Plano, Texas 75093

STAMP

REGISTERED COMMUNICATIONS DISTRIBUTION DESIGNER
Bicsi
DAVID LARSON
BICSI ID # 106098
Expires 12-31-25
RCDD

Office of Construction and Facilities Management

VA U.S. Department of Veterans Affairs

Drawing Title: BUILDING 111 SECOND FLOOR DEMO PLAN - TECHNOLOGY - AREA I

Approved:

Phase: FINAL BID DOCUMENTS

Sprinklered: FULLY SPRINKLERED

Project Title: EHRM INFRASTRUCTURE UPGRADES - MILWAUKEE, WI

Location: 5000 W. NATIONAL AVENUE MILWAUKEE, WI

Issue Date: SEPTEMBER 05, 2025 | Checked: PHINIE | Drawn: MAIBEJ

Project Number: 695-21-700

Building Number: 111

Drawing Number: 111-TD1102I

VA FORM 08 - 6231

Autodesk Docs://OCFM East - Milwaukee EHRM (R24)/T24_18004375.03_VA MilwEHRM_C.rvt

9/3/2026 3:56:36 PM

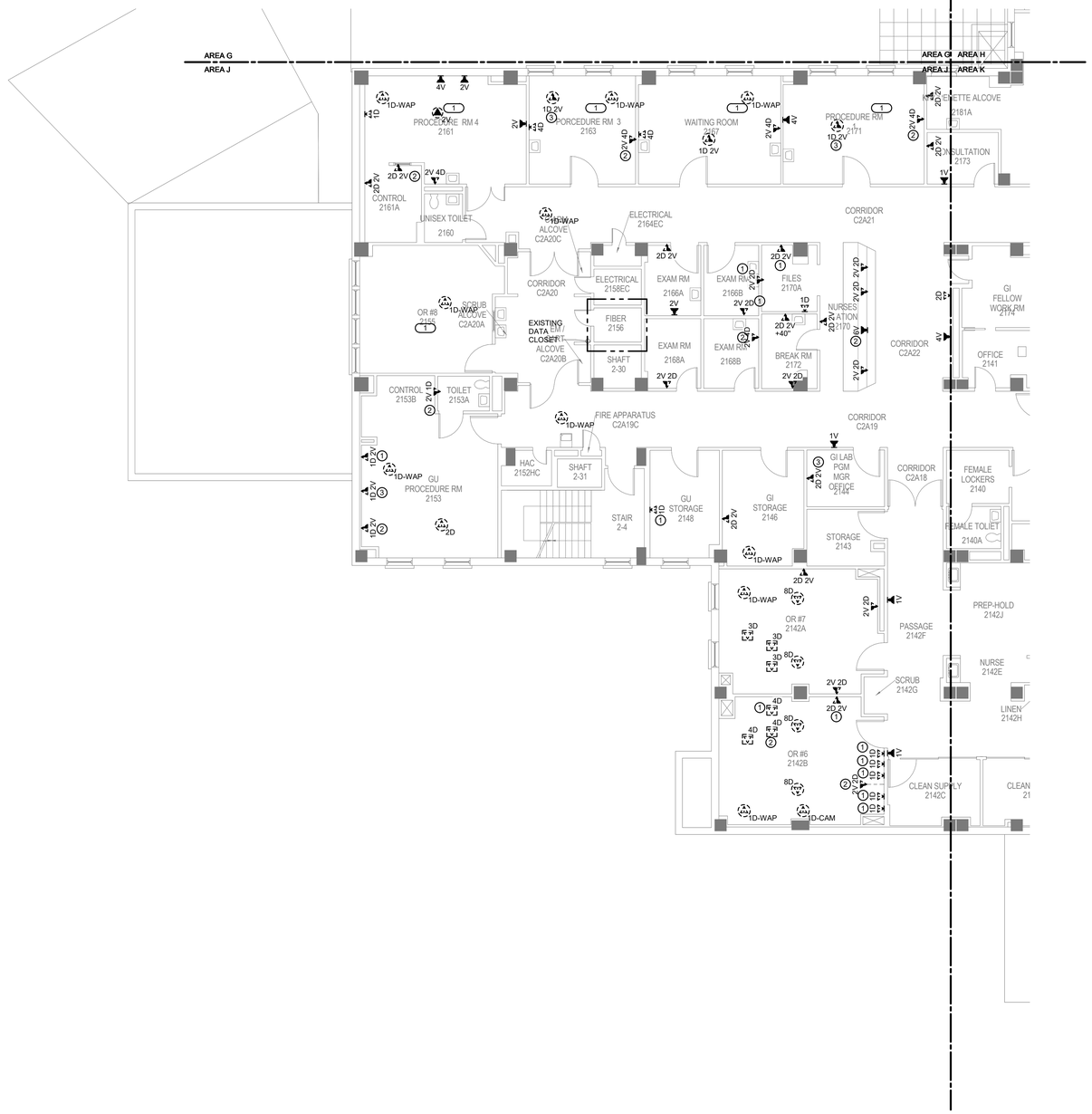

1 BUILDING 111 SECOND FLOOR DEMOLITION PLAN - TECHNOLOGY - AREA J

1/8" = 1'-0"

SHEET NOTES:

1. REMOVE ALL NETWORK CABLING TO POINTS OF TERMINATION IN ASSOCIATED TELECOM ROOMS. REFER TO FLOOR PLANS AND SHEET T1001 FOR TR ROOM LOCATIONS.
2. REFER TO ARCHITECTURAL PHASING PLANS FOR WHEN EXISTING CABLING IS ALLOWED TO BE DEMOLISHED.
3. FOR ALL EXISTING WIRELESS ACCESS POINTS AND SURVEILLANCE CAMERAS, DEVICES SHALL REMAIN. SCOPE OF WORK INCLUDES CABLE REPLACEMENT ONLY. COORDINATE WITH COR FOR ANY DOWNTIME OF DEVICES.
4. EXISTING LOCATIONS OF WORK AREA OUTLETS SHOWN ON THIS SHEET MAY NOT NECESSARILY BE IN THE EXACT LOCATION AS IDENTIFIED.
5. UNLESS NOTED OTHERWISE, ALL NURSE CALL AND SECURITY EQUIPMENT IN EXISTING DATA CLOSETS SHALL REMAIN. PROTECT IN PLACE.

KEYNOTES: (#)

1. INFORMATION OUTLET FOR BIOMED, PROTECT IN PLACE.

TRUE NORTH
PLAN NORTH

Revisions:	Date:
35% SCHEMATIC DESIGN SUBMISSION	5.17.21
65% DESIGN DEVELOPMENT SUBMISSION	6.15.21
65% DESIGN DEVELOPMENT RESUBMISSION	8.25.21

CONSULTANT

IMEG
The FUTURE. Built Smarter www.imegcorp.com
15 SUNNEN DRIVE
SUITE 104
ST. LOUIS, MO 63143
P: 314.645.1132 F: 314.645.1173
PROJECT #18004375.03

ARCHITECT/ENGINEER OF RECORD

Romanyk Consulting
Focusing on what matters
Romanyk Consulting Corp. www.romanykconsulting.com
3308 Preston Road, Suite 350-164, Plano, Texas 75093

STAMP

REGISTERED COMMUNICATIONS DISTRIBUTION DESIGNER
Bicsi
DAVID LARSON
BICSI ID # 1050598
Expires 12-31-25
RCDD

Office of Construction and Facilities Management

VA U.S. Department of Veterans Affairs

Drawing Title: BUILDING 111 SECOND FLOOR DEMO PLAN - TECHNOLOGY - AREA J	Phase: FINAL BID DOCUMENTS	Project Title: EHRM INFRASTRUCTURE UPGRADES - MILWAUKEE, WI	Project Number: 695-21-700
Approved:	Sprinklered: FULLY SPRINKLERED	Location: 5000 W. NATIONAL AVENUE MILWAUKEE, WI	Building Number: 111
		Issue Date: SEPTEMBER 05, 2025 / Checked: PHINIE / Drawn: MAIBEJ	Drawing Number: 111-TD1102J

VA FORM 08 - 6231

Autodesk Docs://OCFM East - Milwaukee EHRM (R24)/T24_18004375.03_VA MilwEHRM_C.rvt
9/3/2025 3:58:39 PM

SHEET NOTES:

1. REMOVE ALL NETWORK CABLING TO POINTS OF TERMINATION IN ASSOCIATED TELECOM ROOMS. REFER TO FLOOR PLANS AND SHEET T1001 FOR TR ROOM LOCATIONS.
2. REFER TO ARCHITECTURAL PHASING PLANS FOR WHEN EXISTING CABLING IS ALLOWED TO BE DEMOLISHED.
3. FOR ALL EXISTING WIRELESS ACCESS POINTS AND SURVEILLANCE CAMERAS, DEVICES SHALL REMAIN. SCOPE OF WORK INCLUDES CABLE REPLACEMENT ONLY. COORDINATE WITH COR FOR ANY DOWNTIME OF DEVICES.
4. EXISTING LOCATIONS OF WORK AREA OUTLETS SHOWN ON THIS SHEET MAY NOT NECESSARILY BE IN THE EXACT LOCATION AS IDENTIFIED.
5. UNLESS NOTED OTHERWISE, ALL NURSE CALL AND SECURITY EQUIPMENT IN EXISTING DATA CLOSETS SHALL REMAIN. PROTECT IN PLACE.

KEYNOTES: (#)

1. INFORMATION OUTLET FOR BIOMED, PROTECT IN PLACE.

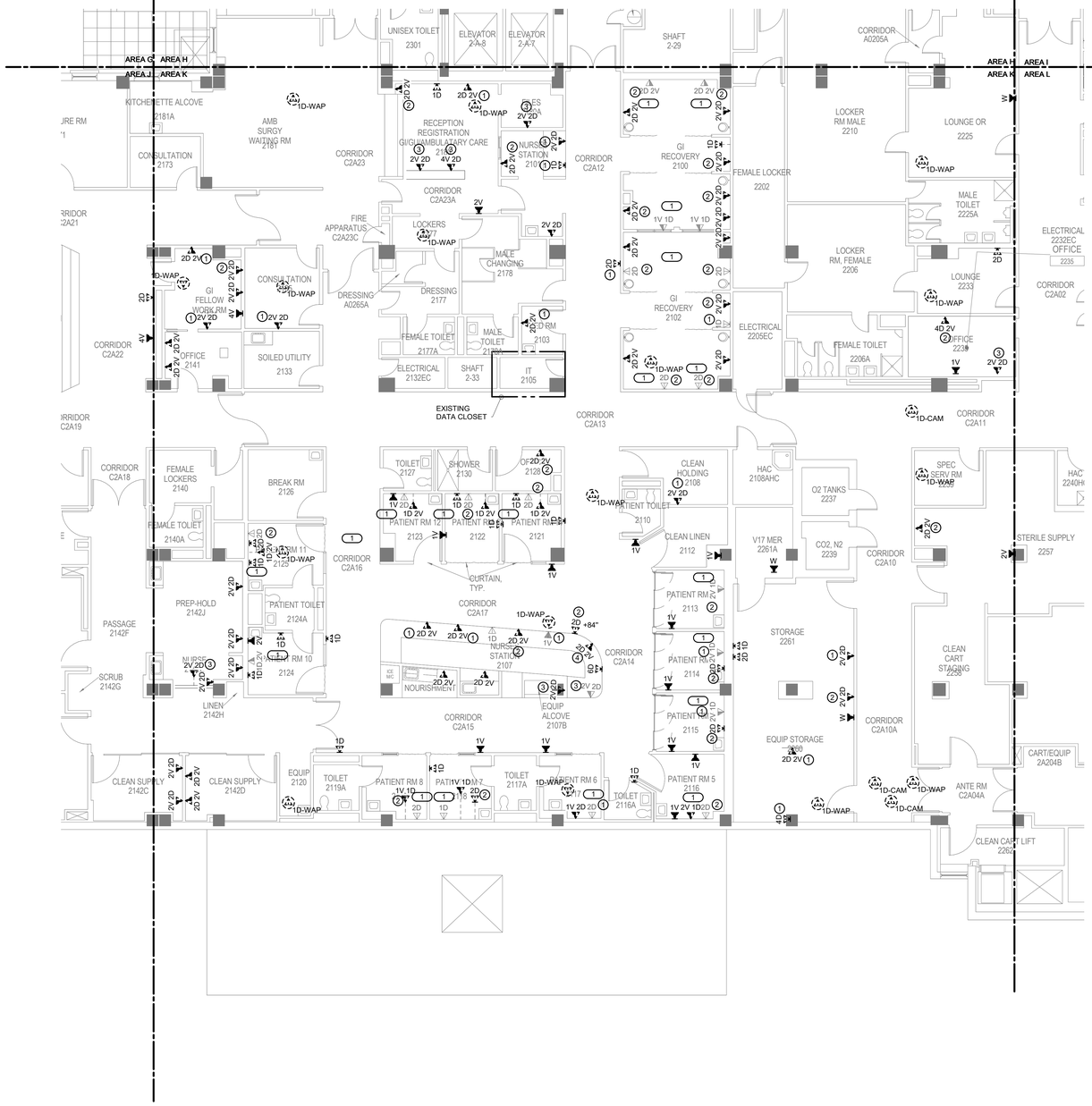

1 BUILDING 111 SECOND FLOOR DEMOLITION PLAN - TECHNOLOGY - AREA K

1/8" = 1'-0"

TRUE NORTH
PLAN NORTH

Revisions:	Date:
35% SCHEMATIC DESIGN SUBMISSION	5.17.21
65% DESIGN DEVELOPMENT SUBMISSION	6.15.21
65% DESIGN DEVELOPMENT RESUBMISSION	8.25.21

CONSULTANT

IMEG
The FUTURE Built Smarter www.imegcorp.com
15 SUNNEN DRIVE
SUITE 104
ST. LOUIS, MO 63143
P: 314.645.1132 F: 314.645.1173
PROJECT #18004375.03

ARCHITECT/ENGINEER OF RECORD

Romanyk Consulting
Focusing on what matters
Romanyk Consulting Corp. www.romanykconsulting.com
3308 Preston Road, Suite 350-164, Plano, Texas 75093

STAMP

REGISTERED COMMUNICATIONS DISTRIBUTION DESIGNER
Bicsi
DAVID LARSON
BICSI ID # 106098
EXPIRES 12-31-25
RCDD

Office of Construction and Facilities Management

VA U.S. Department of Veterans Affairs

Drawing Title: BUILDING 111 SECOND FLOOR DEMO PLAN - TECHNOLOGY - AREA K	Phase: FINAL BID DOCUMENTS	Project Title: EHRM INFRASTRUCTURE UPGRADES - MILWAUKEE, WI	Project Number: 695-21-700
			Building Number: 111
Approved:	Sprinklered: FULLY SPRINKLERED	Location: 5000 W. NATIONAL AVENUE MILWAUKEE, WI	Drawing Number: 111-TD1102K
		Issue Date: SEPTEMBER 05, 2025 / Checked: PHINIE / Drawn: MAIBEJ	

VA FORM 08 - 6231

Autodesk Docs://OCFM East - Milwaukee EHRM (R24)/T24_18004375.03_VA MilwEHRM_C.rvt

9/3/2025 3:58:41 PM

Graphic Scale: 1/16" = 1'-0"
Graphic Scale: 1/8" = 1'-0"
Graphic Scale: 3/32" = 1'-0"
Graphic Scale: 1/4" = 1'-0"
Graphic Scale: 3/16" = 1'-0"
Graphic Scale: 1/2" = 1'-0"
Graphic Scale: 3/4" = 1'-0"
Graphic Scale: 1" = 1'-0"
Graphic Scale: 1 1/2" = 1'-0"

SHEET NOTES:

1. REMOVE ALL NETWORK CABLING TO POINTS OF TERMINATION IN ASSOCIATED TELECOM ROOMS. REFER TO FLOOR PLANS AND SHEET T1001 FOR TR ROOM LOCATIONS.
2. REFER TO ARCHITECTURAL PHASING PLANS FOR WHEN EXISTING CABLING IS ALLOWED TO BE DEMOLISHED.
3. FOR ALL EXISTING WIRELESS ACCESS POINTS AND SURVEILLANCE CAMERAS, DEVICES SHALL REMAIN. SCOPE OF WORK INCLUDES CABLE REPLACEMENT ONLY. COORDINATE WITH COR FOR ANY DOWNTIME OF DEVICES.
4. EXISTING LOCATIONS OF WORK AREA OUTLETS SHOWN ON THIS SHEET MAY NOT NECESSARILY BE IN THE EXACT LOCATION AS IDENTIFIED.
5. UNLESS NOTED OTHERWISE, ALL NURSE CALL AND SECURITY EQUIPMENT IN EXISTING DATA CLOSETS SHALL REMAIN. PROTECT IN PLACE.

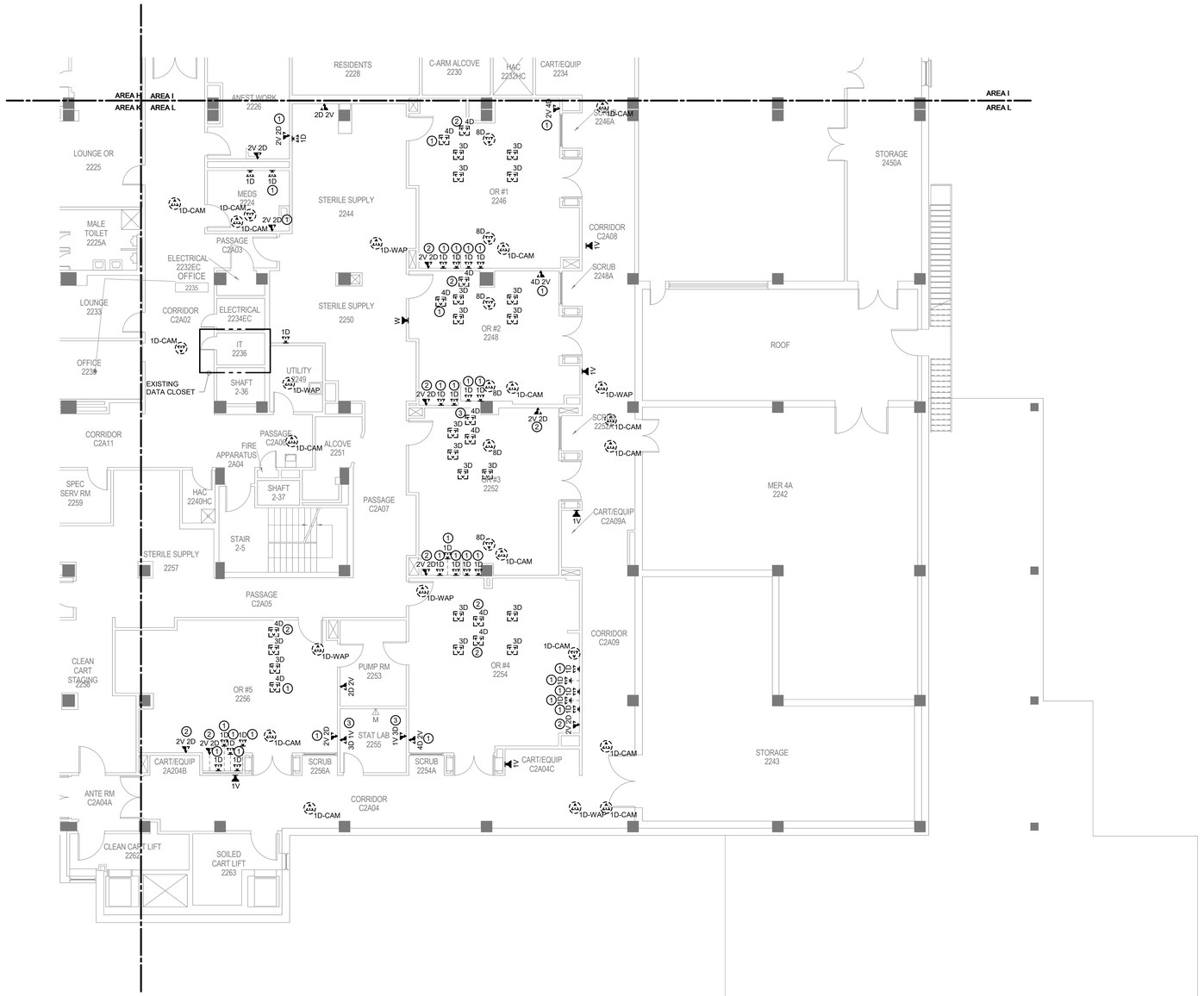

1 BUILDING 111 SECOND FLOOR DEMOLITION PLAN - TECHNOLOGY - AREA L

1/8" = 1'-0"

TRUE NORTH
PLAN NORTH

35% SCHEMATIC DESIGN SUBMISSION	5.17.21
65% DESIGN DEVELOPMENT SUBMISSION	6.15.21
65% DESIGN DEVELOPMENT RESUBMISSION	8.25.21
Revisions:	Date:

CONSULTANT

IMEG
The FUTURE. Built Smarter www.imegcorp.com
15 SUNNEN DRIVE
SUITE 104
ST. LOUIS, MO 63143
P: 314.645.1132 F: 314.645.1173
PROJECT #18004375.03

ARCHITECT/ENGINEER OF RECORD

Romanyk Consulting
Focusing on what matters
Romanyk Consulting Corp. www.romanykconsulting.com
3308 Preston Road, Suite 350-164, Plano, Texas 75093

STAMP

REGISTERED COMMUNICATIONS DISTRIBUTION DESIGNER
Bicsi
DAVID LARSON
BICSI ID # 106098
EXPIRES 12-31-25
RCDD

Office of Construction and Facilities Management

VA U.S. Department of Veterans Affairs

Drawing Title: BUILDING 111 SECOND FLOOR DEMO PLAN - TECHNOLOGY - AREA L	Phase: FINAL BID DOCUMENTS	Project Title: EHRM INFRASTRUCTURE UPGRADES - MILWAUKEE, WI	Project Number: 695-21-700
			Building Number: 111
Approved:	Sprinklered: FULLY SPRINKLERED	Location: 5000 W. NATIONAL AVENUE MILWAUKEE, WI	Drawing Number: 111-TD1102L
		Issue Date: SEPTEMBER 05, 2025 / Checked: PHINIE / Drawn: MAIBEJ	

VA FORM 08 - 6231

Autodesk Docs://OCFM East - Milwaukee EHRM (R24)/T24_18004375.03_VA MilwEHRM_C.rvt

9/3/2025 3:58:44 PM

NOTES:

1. UNLESS NOTED OTHERWISE, ALL NURSE CALL AND SECURITY EQUIPMENT IN EXISTING DATA CLOSETS SHALL REMAIN. PROTECT IN PLACE.

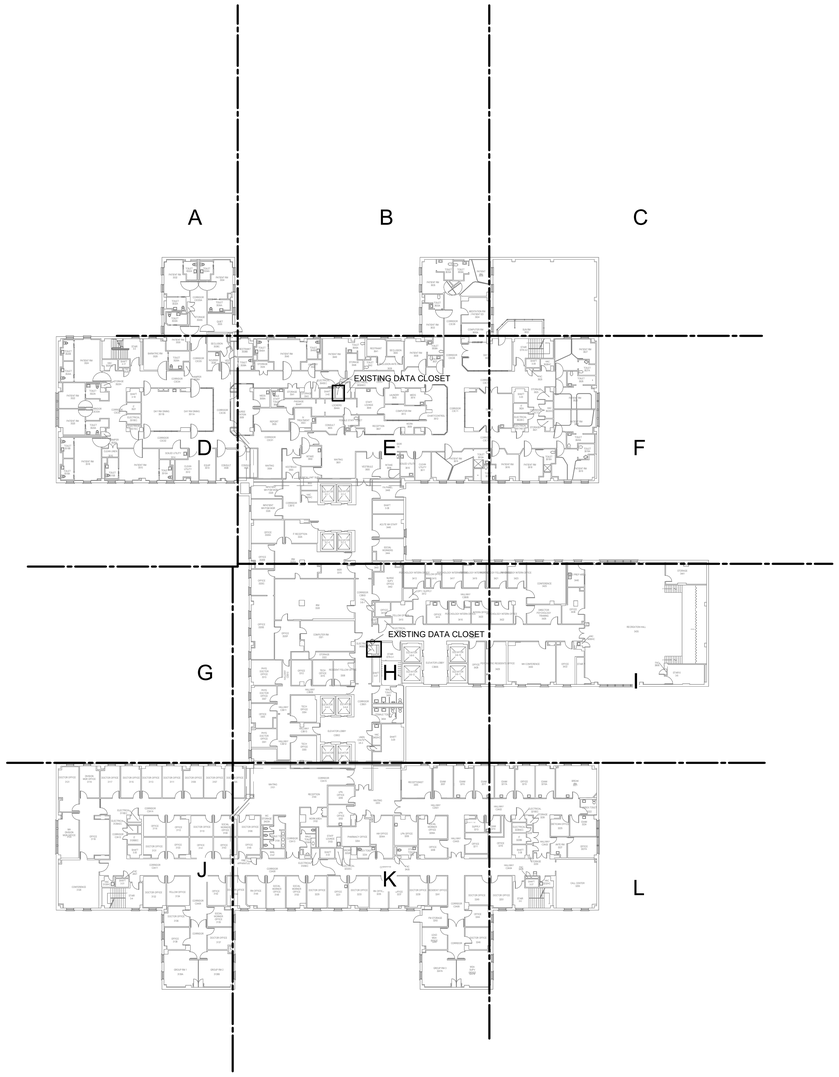

1 BUILDING 111 THIRD FLOOR OVERALL DEMOLITION PLAN - TECHNOLOGY

1" = 30'-0"

TRUE NORTH
PLAN NORTH

0' 15' 30' 60'
Graphic Scale : 1" = 30'-0"

35% SCHEMATIC DESIGN SUBMISSION	5.17.21
65% DESIGN DEVELOPMENT SUBMISSION	6.15.21
65% DESIGN DEVELOPMENT RESUBMISSION	8.25.21
Revisions:	Date:

CONSULTANT

IMEG
The FUTURE. Built Smarter www.imegcorp.com
15 SUNNEN DRIVE
SUITE 104
ST. LOUIS, MO 63143
P: 314.645.1132 F: 314.645.1173
PROJECT #18004375.03

ARCHITECT/ENGINEER OF RECORD

Romanyk Consulting
Focusing on what matters
Romanyk Consulting Corp. www.romanykconsulting.com
3308 Preston Road, Suite 350-164, Plano, Texas 75093

STAMP

REGISTERED COMMUNICATIONS DISTRIBUTION DESIGNER
Bicsi
DAVID LARSON
BICSI ID # 106098
EXPIRES 12-31-25
RCDD

Office of Construction and Facilities Management

VA U.S. Department of Veterans Affairs

Drawing Title
BUILDING 111 THIRD FLOOR OVERALL DEMO PLAN - TECHNOLOGY

Approved:

Phase
FINAL BID DOCUMENTS

Sprinklered
FULLY SPRINKLERED

Project Title
EHRM INFRASTRUCTURE UPGRADES - MILWAUKEE, WI

Location
5000 W. NATIONAL AVENUE MILWAUKEE, WI

Issue Date SEPTEMBER 05, 2025
Checked PHINIE
Drawn MAIBEJ

Project Number 695-21-700
Building Number 111
Drawing Number 111-TD1103

VA FORM 08 - 6231

Autodesk Docs://OCFM East - Milwaukee EHRM (R24)/724_18004375.03_VA MilwEHRM_C.rvt
9/3/2025 3:58:45 PM

SHEET NOTES:

1. REMOVE ALL NETWORK CABLING TO POINTS OF TERMINATION IN ASSOCIATED TELECOM ROOMS. REFER TO FLOOR PLANS AND SHEET T1001 FOR TR ROOM LOCATIONS.
2. REFER TO ARCHITECTURAL PHASING PLANS FOR WHEN EXISTING CABLING IS ALLOWED TO BE DEMOLISHED.
3. FOR ALL EXISTING WIRELESS ACCESS POINTS AND SURVEILLANCE CAMERAS, DEVICES SHALL REMAIN. SCOPE OF WORK INCLUDES CABLE REPLACEMENT ONLY. COORDINATE WITH COR FOR ANY DOWNTIME OF DEVICES.
4. EXISTING LOCATIONS OF WORK AREA OUTLETS SHOWN ON THIS SHEET MAY NOT NECESSARILY BE IN THE EXACT LOCATION AS IDENTIFIED.
5. UNLESS NOTED OTHERWISE, ALL NURSE CALL AND SECURITY EQUIPMENT IN EXISTING DATA CLOSETS SHALL REMAIN. PROTECT IN PLACE.

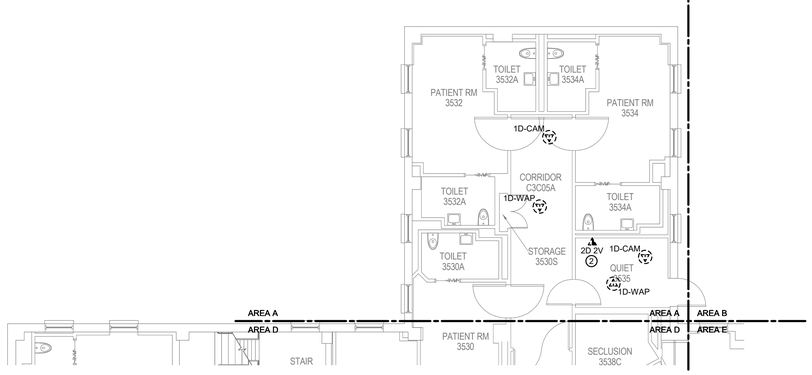

1 BUILDING 111 THIRD FLOOR DEMOLITION PLAN - TECHNOLOGY - AREA A

1/8" = 1'-0"

TRUE NORTH
PLAN NORTH

35% SCHEMATIC DESIGN SUBMISSION	5.17.21
65% DESIGN DEVELOPMENT SUBMISSION	6.15.21
65% DESIGN DEVELOPMENT RESUBMISSION	8.25.21
Revisions:	Date:

CONSULTANT

IMEG
The FUTURE. Built Smarter www.imegcorp.com
15 SUNNEN DRIVE
SUITE 104
ST. LOUIS, MO 63143
P: 314.645.1132 F: 314.645.1173
PROJECT #180043750.03

ARCHITECT/ENGINEER OF RECORD

Romanyk Consulting
Focusing on what matters
Romanyk Consulting Corp. www.romanykconsulting.com
3308 Preston Road, Suite 350-164, Plano, Texas 75093

STAMP

REGISTERED COMMUNICATIONS DISTRIBUTION DESIGNER
Bicsi
DAVID LARSON
BICSI ID # 106098
Expires 12-31-25
RCDD

Office of Construction and Facilities Management

VA U.S. Department of Veterans Affairs

Drawing Title BUILDING 111 THIRD FLOOR DEMO PLAN - TECHNOLOGY - AREA A	**Phase** FINAL BID DOCUMENTS	**Project Title** EHRM INFRASTRUCTURE UPGRADES - MILWAUKEE, WI	**Project Number** 695-21-700
			Building Number 111
Approved:	**Sprinklered** FULLY SPRINKLERED	**Location** 5000 W. NATIONAL AVENUE MILWAUKEE, WI	**Drawing Number** 111-TD1103A
		Issue Date SEPTEMBER 05, 2025 / **Checked** PHINIE / **Drawn** MAIBEJ	

VA FORM 08 - 6231

9/3/2025 3:58:46 PM

Autodesk Docs://OCFM East - Milwaukee EHRM (R24)/T24_180043750.03_VA MilwEHRM_C.rvt

SHEET NOTES:

1. REMOVE ALL NETWORK CABLING TO POINTS OF TERMINATION IN ASSOCIATED TELECOM ROOMS. REFER TO FLOOR PLANS AND SHEET T1001 FOR TR ROOM LOCATIONS.
2. REFER TO ARCHITECTURAL PHASING PLANS FOR WHEN EXISTING CABLING IS ALLOWED TO BE DEMOLISHED.
3. FOR ALL EXISTING WIRELESS ACCESS POINTS AND SURVEILLANCE CAMERAS, DEVICES SHALL REMAIN. SCOPE OF WORK INCLUDES CABLE REPLACEMENT ONLY. COORDINATE WITH COR FOR ANY DOWNTIME OF DEVICES.
4. EXISTING LOCATIONS OF WORK AREA OUTLETS SHOWN ON THIS SHEET MAY NOT NECESSARILY BE IN THE EXACT LOCATION AS IDENTIFIED.
5. UNLESS NOTED OTHERWISE, ALL NURSE CALL AND SECURITY EQUIPMENT IN EXISTING DATA CLOSETS SHALL REMAIN. PROTECT IN PLACE.

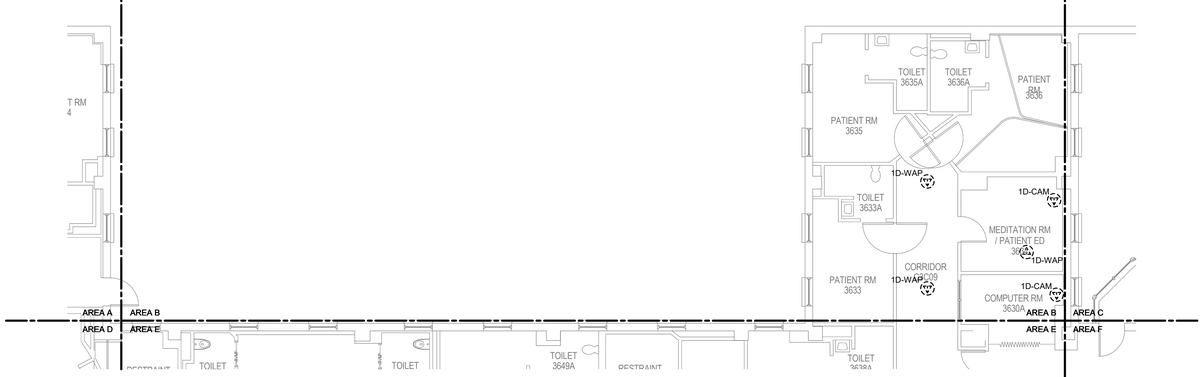

1 BUILDING 111 THIRD FLOOR DEMOLITION PLAN - TECHNOLOGY - AREA B

1/8" = 1'-0"

TRUE NORTH
PLAN NORTH

35% SCHEMATIC DESIGN SUBMISSION	5.17.21
65% DESIGN DEVELOPMENT SUBMISSION	6.15.21
65% DESIGN DEVELOPMENT RESUBMISSION	8.25.21
Revisions:	Date:

CONSULTANT

IMEG
The FUTURE. Built Smarter. www.imegcorp.com
15 SUNNEN DRIVE
SUITE 104
ST. LOUIS, MO 63143
P: 314.645.1132 F: 314.645.1173
PROJECT #18004375.03

ARCHITECT/ENGINEER OF RECORD

Romanyk Consulting
Focusing on what matters
Romanyk Consulting Corp. www.romanykconsulting.com
3308 Preston Road, Suite 350-164, Plano, Texas 75093

STAMP

REGISTERED COMMUNICATIONS DISTRIBUTION DESIGNER
Bicsi
DAVID LARSON
BICSI ID # 105098
Expires 12-31-25
RCDD

Office of Construction and Facilities Management

VA U.S. Department of Veterans Affairs

Drawing Title BUILDING 111 THIRD FLOOR DEMO PLAN - TECHNOLOGY - AREA B	**Phase** FINAL BID DOCUMENTS	**Project Title** EHRM INFRASTRUCTURE UPGRADES - MILWAUKEE, WI	**Project Number** 695-21-700
			Building Number 111
Approved:	**Sprinklered** FULLY SPRINKLERED	**Location** 5000 W. NATIONAL AVENUE MILWAUKEE, WI	**Drawing Number** 111-TD1103B
		Issue Date SEPTEMBER 05, 2025 / **Checked** PHINIE / **Drawn** MAIBEJ	

VA FORM 08 - 6231

Autodesk Docs://OCFM East - Milwaukee EHRM (R24)/T24_18004375.03_VA MilwEHRM_C.rvt
9/3/2025 3:58:47 PM

Graphic Scale: 1/16" = 1'-0"
Graphic Scale: 1/8" = 1'-0"
Graphic Scale: 3/32" = 1'-0"
Graphic Scale: 1/4" = 1'-0"
Graphic Scale: 3/8" = 1'-0"
Graphic Scale: 1/2" = 1'-0"
Graphic Scale: 3/4" = 1'-0"
Graphic Scale: 1" = 1'-0"
Graphic Scale: 1 1/2" = 1'-0"

SHEET NOTES:

1. REMOVE ALL NETWORK CABLING TO POINTS OF TERMINATION IN ASSOCIATED TELECOM ROOMS. REFER TO FLOOR PLANS AND SHEET T1001 FOR TR ROOM LOCATIONS.
2. REFER TO ARCHITECTURAL PHASING PLANS FOR WHEN EXISTING CABLING IS ALLOWED TO BE DEMOLISHED.
3. FOR ALL EXISTING WIRELESS ACCESS POINTS AND SURVEILLANCE CAMERAS, DEVICES SHALL REMAIN. SCOPE OF WORK INCLUDES CABLE REPLACEMENT ONLY. COORDINATE WITH COR FOR ANY DOWNTIME OF DEVICES.
4. EXISTING LOCATIONS OF WORK AREA OUTLETS SHOWN ON THIS SHEET MAY NOT NECESSARILY BE IN THE EXACT LOCATION AS IDENTIFIED.
5. UNLESS NOTED OTHERWISE, ALL NURSE CALL AND SECURITY EQUIPMENT IN EXISTING DATA CLOSETS SHALL REMAIN. PROTECT IN PLACE.

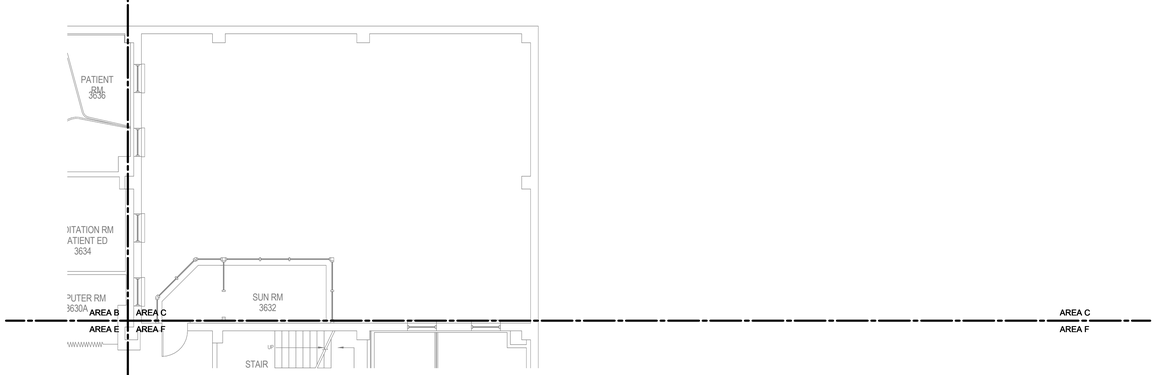

1 BUILDING 111 THIRD FLOOR DEMOLITION PLAN - TECHNOLOGY - AREA C

1/8" = 1'-0"

TRUE NORTH
PLAN NORTH

35% SCHEMATIC DESIGN SUBMISSION	5.17.21
65% DESIGN DEVELOPMENT SUBMISSION	6.15.21
65% DESIGN DEVELOPMENT RESUBMISSION	8.25.21
Revisions:	Date:

CONSULTANT

IMEG
The FUTURE. Built Smarter www.imegcorp.com
15 SUNNEN DRIVE
SUITE 104
ST. LOUIS, MO 63143
P: 314.645.1132 F: 314.645.1173
PROJECT #18004375.03

ARCHITECT/ENGINEER OF RECORD

Romanyk Consulting
Focusing on what matters
Romanyk Consulting Corp. www.romanykconsulting.com
3308 Preston Road, Suite 350-164, Plano, Texas 75093

STAMP

REGISTERED COMMUNICATIONS DISTRIBUTION DESIGNER
Bicsi
DAVID LARSON
BICSI ID # 105098
Expires 12-31-25
RCDD

Office of Construction and Facilities Management

VA U.S. Department of Veterans Affairs

Drawing Title BUILDING 111 THIRD FLOOR DEMO PLAN - TECHNOLOGY - AREA C	**Phase** FINAL BID DOCUMENTS	**Project Title** EHRM INFRASTRUCTURE UPGRADES - MILWAUKEE, WI	**Project Number** 695-21-700
			Building Number 111
Approved:	**Sprinklered** FULLY SPRINKLERED	**Location** 5000 W. NATIONAL AVENUE MILWAUKEE, WI	**Drawing Number** 111-TD1103C
		Issue Date SEPTEMBER 05, 2025 / **Checked** PHINIE / **Drawn** MAIBEJ	

VA FORM 08 - 6231

Autodesk Docs://OCFM East - Milwaukee EHRM (R24)/T24_18004375.03_VA MilwEHRM_C.rvt

9/3/2025 3:58:48 PM

Graphic Scale: 3/32" = 1'-0"
Graphic Scale: 1/8" = 1'-0"
Graphic Scale: 1/4" = 1'-0"
Graphic Scale: 3/8" = 1'-0"
Graphic Scale: 1/2" = 1'-0"
Graphic Scale: 3/4" = 1'-0"
Graphic Scale: 1" = 1'-0"
Graphic Scale: 1 1/2" = 1'-0"

SHEET NOTES:

1. REMOVE ALL NETWORK CABLING TO POINTS OF TERMINATION IN ASSOCIATED TELECOM ROOMS. REFER TO FLOOR PLANS AND SHEET T1001 FOR TR ROOM LOCATIONS.
2. REFER TO ARCHITECTURAL PHASING PLANS FOR WHEN EXISTING CABLING IS ALLOWED TO BE DEMOLISHED.
3. FOR ALL EXISTING WIRELESS ACCESS POINTS AND SURVEILLANCE CAMERAS, DEVICES SHALL REMAIN. SCOPE OF WORK INCLUDES CABLE REPLACEMENT ONLY. COORDINATE WITH COR FOR ANY DOWNTIME OF DEVICES.
4. EXISTING LOCATIONS OF WORK AREA OUTLETS SHOWN ON THIS SHEET MAY NOT NECESSARILY BE IN THE EXACT LOCATION AS IDENTIFIED.
5. UNLESS NOTED OTHERWISE, ALL NURSE CALL AND SECURITY EQUIPMENT IN EXISTING DATA CLOSETS SHALL REMAIN. PROTECT IN PLACE.

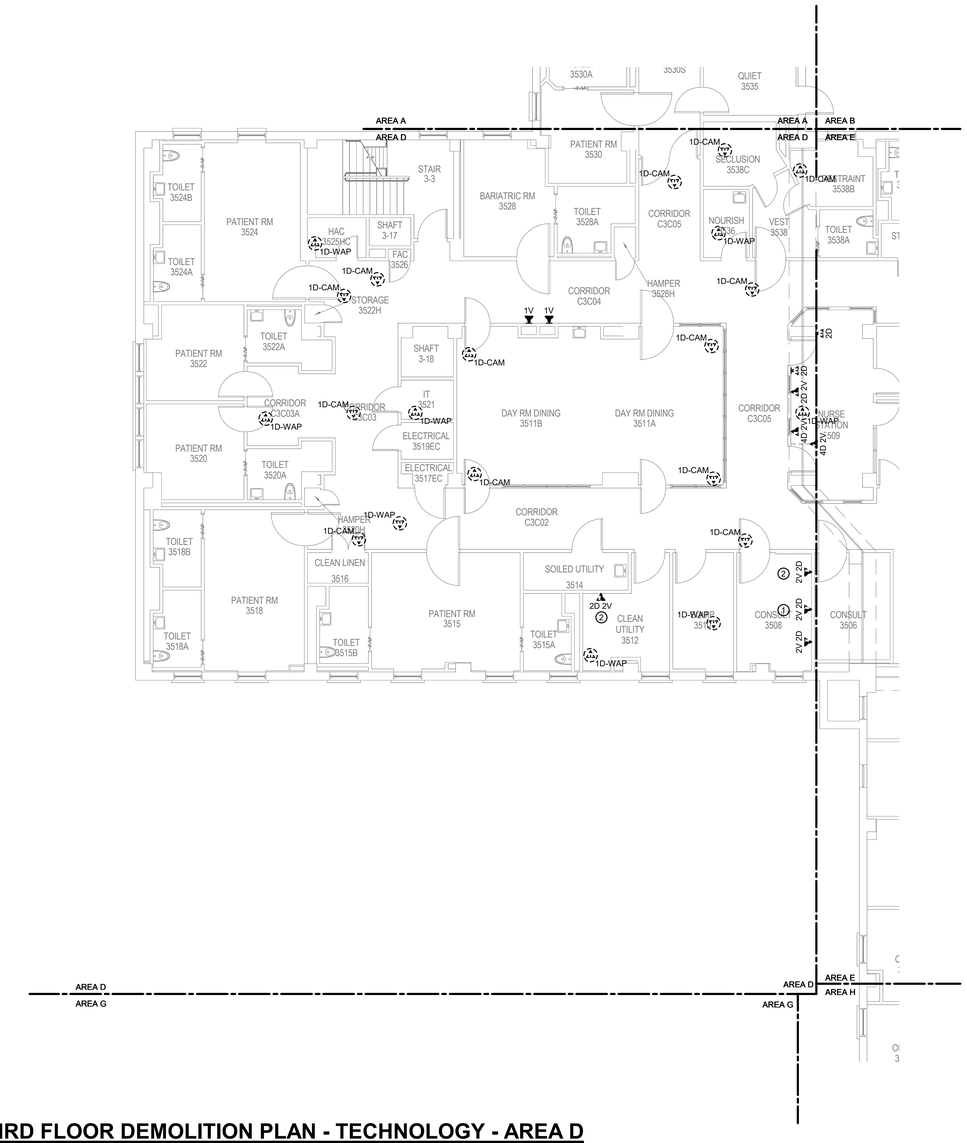

1 BUILDING 111 THIRD FLOOR DEMOLITION PLAN - TECHNOLOGY - AREA D

1/8" = 1'-0"

TRUE NORTH
PLAN NORTH

35% SCHEMATIC DESIGN SUBMISSION	5.17.21
65% DESIGN DEVELOPMENT SUBMISSION	6.15.21
65% DESIGN DEVELOPMENT RESUBMISSION	8.25.21
Revisions:	Date:

CONSULTANT

IMEG
The FUTURE. Built Smarter www.imegcorp.com
15 SUNNEN DRIVE
SUITE 104
ST. LOUIS, MO 63143
P: 314.645.1132 F: 314.645.1173
PROJECT #18004375.03

ARCHITECT/ENGINEER OF RECORD

Romanyk Consulting
Focusing on what matters
Romanyk Consulting Corp. www.romanykconsulting.com
3308 Preston Road, Suite 350-164, Plano, Texas 75093

STAMP

REGISTERED COMMUNICATIONS DISTRIBUTION DESIGNER
Bicsi
DAVID LARSON
BICSI ID # 106098
Expires 12-31-25
RCDD

Office of Construction and Facilities Management

VA U.S. Department of Veterans Affairs

Drawing Title
BUILDING 111 THIRD FLOOR DEMO PLAN - TECHNOLOGY - AREA D

Approved:

Phase
FINAL BID DOCUMENTS

Sprinklered
FULLY SPRINKLERED

Project Title
EHRM INFRASTRUCTURE UPGRADES - MILWAUKEE, WI

Location
5000 W. NATIONAL AVENUE MILWAUKEE, WI

Issue Date SEPTEMBER 05, 2025
Checked PHINIE
Drawn MAIBEJ

Project Number 695-21-700
Building Number 111
Drawing Number 111-TD1103D

VA FORM 08 - 6231

Autodesk Docs://OCFM East - Milwaukee EHRM (R24)/T24_18004375.03_VA MilwEHRM_C.rvt
9/3/2025 3:58:49 PM

SHEET NOTES:

1. REMOVE ALL NETWORK CABLING TO POINTS OF TERMINATION IN ASSOCIATED TELECOM ROOMS. REFER TO FLOOR PLANS AND SHEET T1001 FOR TR ROOM LOCATIONS.
2. REFER TO ARCHITECTURAL PHASING PLANS FOR WHEN EXISTING CABLING IS ALLOWED TO BE DEMOLISHED.
3. FOR ALL EXISTING WIRELESS ACCESS POINTS AND SURVEILLANCE CAMERAS, DEVICES SHALL REMAIN. SCOPE OF WORK INCLUDES CABLE REPLACEMENT ONLY. COORDINATE WITH COR FOR ANY DOWNTIME OF DEVICES.
4. EXISTING LOCATIONS OF WORK AREA OUTLETS SHOWN ON THIS SHEET MAY NOT NECESSARILY BE IN THE EXACT LOCATION AS IDENTIFIED.
5. UNLESS NOTED OTHERWISE, ALL NURSE CALL AND SECURITY EQUIPMENT IN EXISTING DATA CLOSETS SHALL REMAIN. PROTECT IN PLACE.

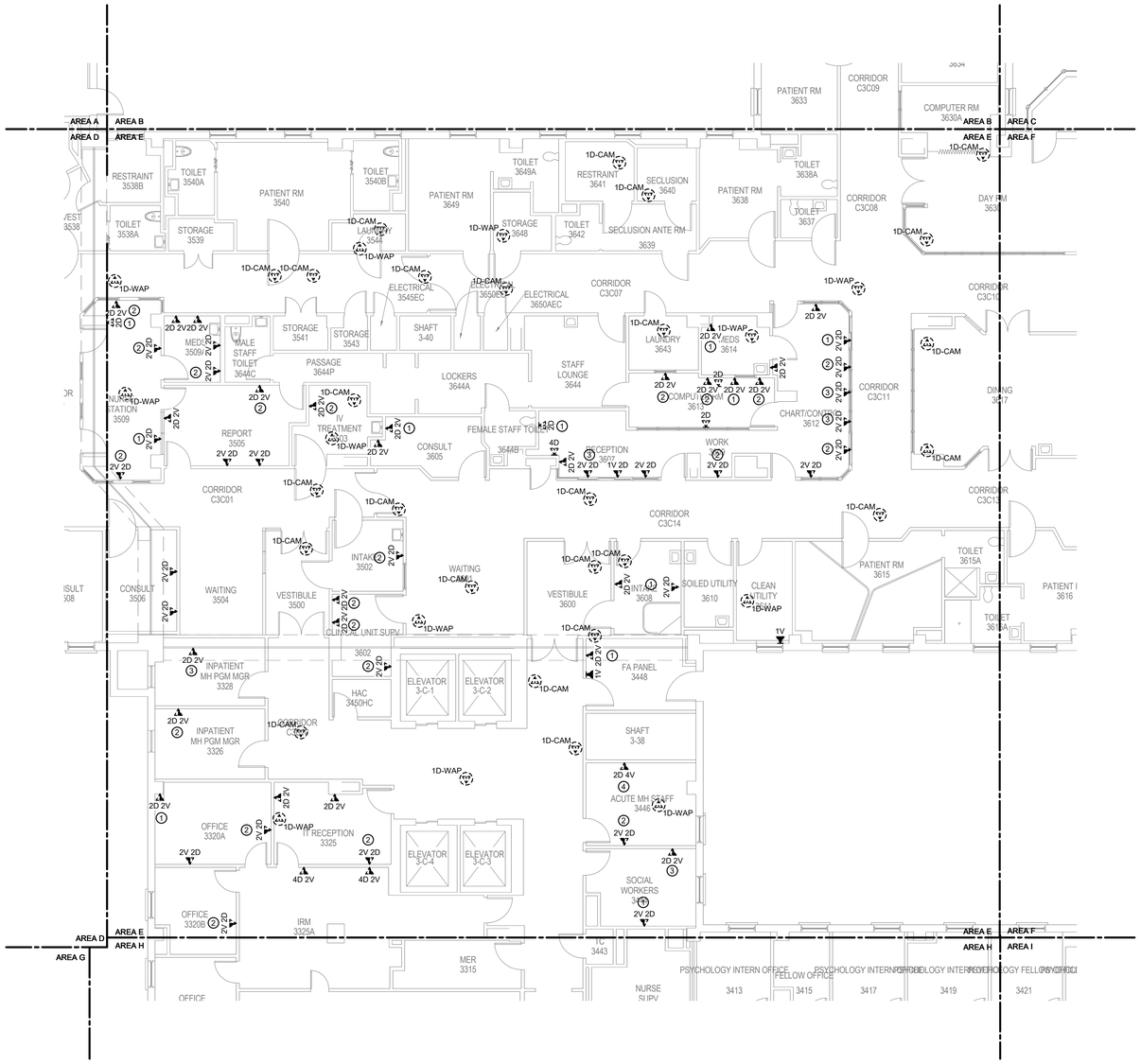

1 BUILDING 111 THIRD FLOOR DEMOLITION PLAN - TECHNOLOGY - AREA E

1/8" = 1'-0"

TRUE NORTH
PLAN NORTH

35% SCHEMATIC DESIGN SUBMISSION	5.17.21
65% DESIGN DEVELOPMENT SUBMISSION	6.15.21
65% DESIGN DEVELOPMENT RESUBMISSION	8.25.21
Revisions:	Date:

CONSULTANT

IMEG
The FUTURE. Built Smarter. www.imegcorp.com
15 SUNNEN DRIVE
SUITE 104
ST. LOUIS, MO 63143
P: 314.645.1132 F: 314.645.1173
PROJECT #18004375.03

ARCHITECT/ENGINEER OF RECORD

Romanyk Consulting
Focusing on what matters
Romanyk Consulting Corp. www.romanykconsulting.com
3308 Preston Road, Suite 350-164, Plano, Texas 75093

STAMP

REGISTERED COMMUNICATIONS DISTRIBUTION DESIGNER
Bicsi
DAVID LARSON
BICSI ID # 106098
Expires 12-31-25
RCDD

Office of Construction and Facilities Management

VA U.S. Department of Veterans Affairs

Drawing Title: BUILDING 111 THIRD FLOOR DEMO PLAN - TECHNOLOGY - AREA E	Phase: FINAL BID DOCUMENTS	Project Title: EHRM INFRASTRUCTURE UPGRADES - MILWAUKEE, WI	Project Number: 695-21-700
			Building Number: 111
Approved:	Sprinklered: FULLY SPRINKLERED	Location: 5000 W. NATIONAL AVENUE MILWAUKEE, WI	Drawing Number: 111-TD1103E
		Issue Date: SEPTEMBER 05, 2025 / Checked: PHINIE / Drawn: MAIBEJ	

VA FORM 08 - 6231

Autodesk Docs://OCFM East - Milwaukee EHRM (R24)/T24_18004375.03_VA MilwEHRM_C.rvt

9/3/2025 3:58:51 PM

SHEET NOTES:

1. REMOVE ALL NETWORK CABLING TO POINTS OF TERMINATION IN ASSOCIATED TELECOM ROOMS. REFER TO FLOOR PLANS AND SHEET T1001 FOR TR ROOM LOCATIONS.
2. REFER TO ARCHITECTURAL PHASING PLANS FOR WHEN EXISTING CABLING IS ALLOWED TO BE DEMOLISHED.
3. FOR ALL EXISTING WIRELESS ACCESS POINTS AND SURVEILLANCE CAMERAS, DEVICES SHALL REMAIN. SCOPE OF WORK INCLUDES CABLE REPLACEMENT ONLY. COORDINATE WITH COR FOR ANY DOWNTIME OF DEVICES.
4. EXISTING LOCATIONS OF WORK AREA OUTLETS SHOWN ON THIS SHEET MAY NOT NECESSARILY BE IN THE EXACT LOCATION AS IDENTIFIED.
5. UNLESS NOTED OTHERWISE, ALL NURSE CALL AND SECURITY EQUIPMENT IN EXISTING DATA CLOSETS SHALL REMAIN. PROTECT IN PLACE.

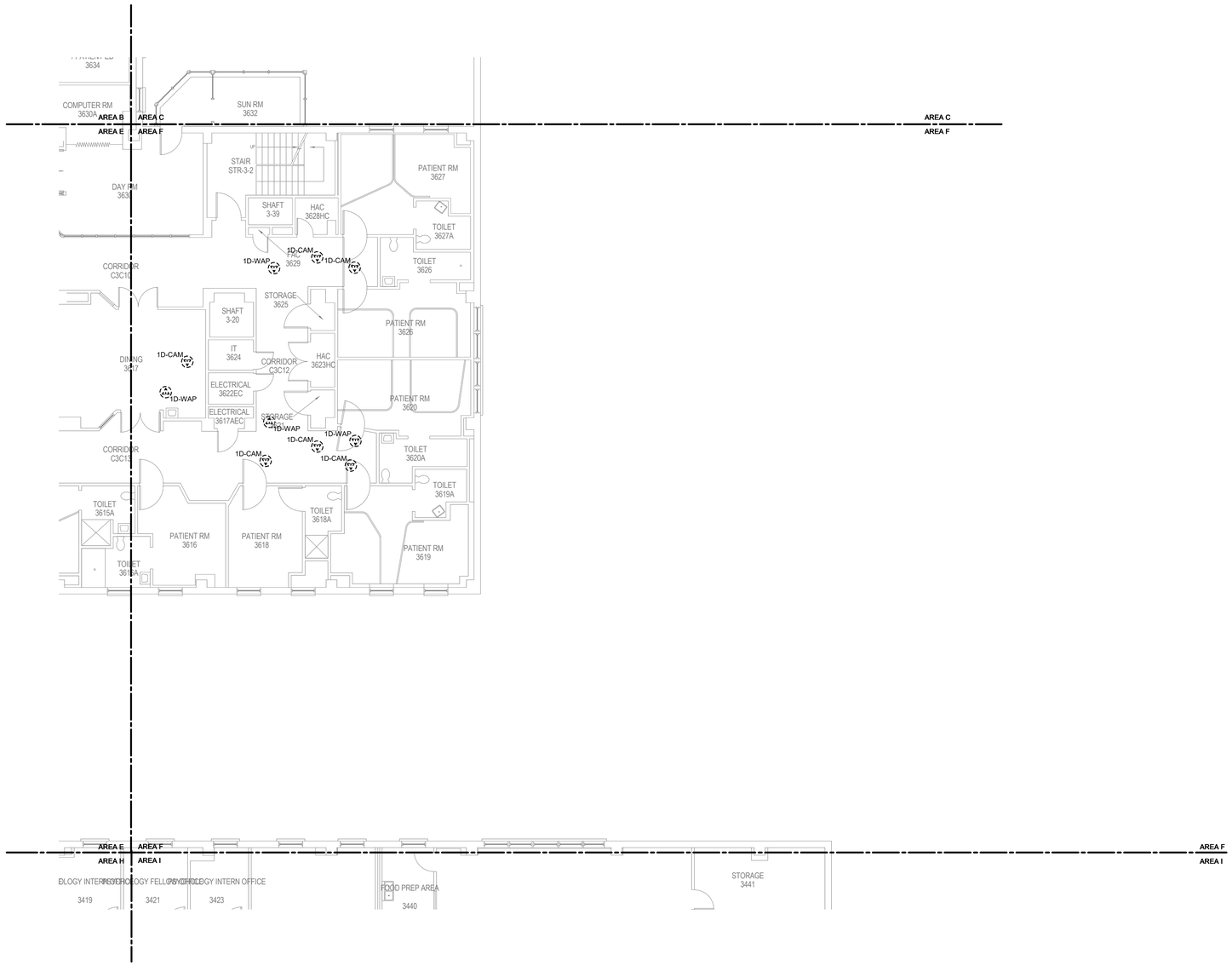

1 BUILDING 111 THIRD FLOOR DEMOLITION PLAN - TECHNOLOGY - AREA F

1/8" = 1'-0"

TRUE NORTH
PLAN NORTH

Revisions:	Date:
35% SCHEMATIC DESIGN SUBMISSION	5.17.21
65% DESIGN DEVELOPMENT SUBMISSION	6.15.21
65% DESIGN DEVELOPMENT RESUBMISSION	8.25.21

CONSULTANT

IMEG
The FUTURE. Built Smarter www.imegcorp.com
15 SUNNEN DRIVE
SUITE 104
ST. LOUIS, MO 63143
P: 314.645.1132 F: 314.645.1173
PROJECT #18004375.03

ARCHITECT/ENGINEER OF RECORD

Romanyk Consulting
Focusing on what matters
Romanyk Consulting Corp. www.romanykconsulting.com
3308 Preston Road, Suite 350-164, Plano, Texas 75093

STAMP

REGISTERED COMMUNICATIONS DISTRIBUTION DESIGNER
Bicsi
DAVID LARSON
BICSI ID # 105098
Expires 12-31-25
RCDD

Office of Construction and Facilities Management

VA U.S. Department of Veterans Affairs

Drawing Title: BUILDING 111 THIRD FLOOR DEMO PLAN - TECHNOLOGY - AREA F

Approved:

Phase: FINAL BID DOCUMENTS

Sprinklered: FULLY SPRINKLERED

Project Title: EHRM INFRASTRUCTURE UPGRADES - MILWAUKEE, WI

Location: 5000 W. NATIONAL AVENUE MILWAUKEE, WI

Issue Date: SEPTEMBER 05, 2025 | Checked: PHINIE | Drawn: MAIBEJ

Project Number: 695-21-700

Building Number: 111

Drawing Number: 111-TD1103F

VA FORM 08 - 6231

Autodesk Docs://OCFM East - Milwaukee EHRM (R24)/T24_18004375.03_VA MilwEHRM_C.rvt

9/3/2025 3:48:53 PM

SHEET NOTES:

1. REMOVE ALL NETWORK CABLING TO POINTS OF TERMINATION IN ASSOCIATED TELECOM ROOMS. REFER TO FLOOR PLANS AND SHEET T1001 FOR TR ROOM LOCATIONS.
2. REFER TO ARCHITECTURAL PHASING PLANS FOR WHEN EXISTING CABLING IS ALLOWED TO BE DEMOLISHED.
3. FOR ALL EXISTING WIRELESS ACCESS POINTS AND SURVEILLANCE CAMERAS, DEVICES SHALL REMAIN. SCOPE OF WORK INCLUDES CABLE REPLACEMENT ONLY. COORDINATE WITH COR FOR ANY DOWNTIME OF DEVICES.
4. EXISTING LOCATIONS OF WORK AREA OUTLETS SHOWN ON THIS SHEET MAY NOT NECESSARILY BE IN THE EXACT LOCATION AS IDENTIFIED.
5. UNLESS NOTED OTHERWISE, ALL NURSE CALL AND SECURITY EQUIPMENT IN EXISTING DATA CLOSETS SHALL REMAIN. PROTECT IN PLACE.

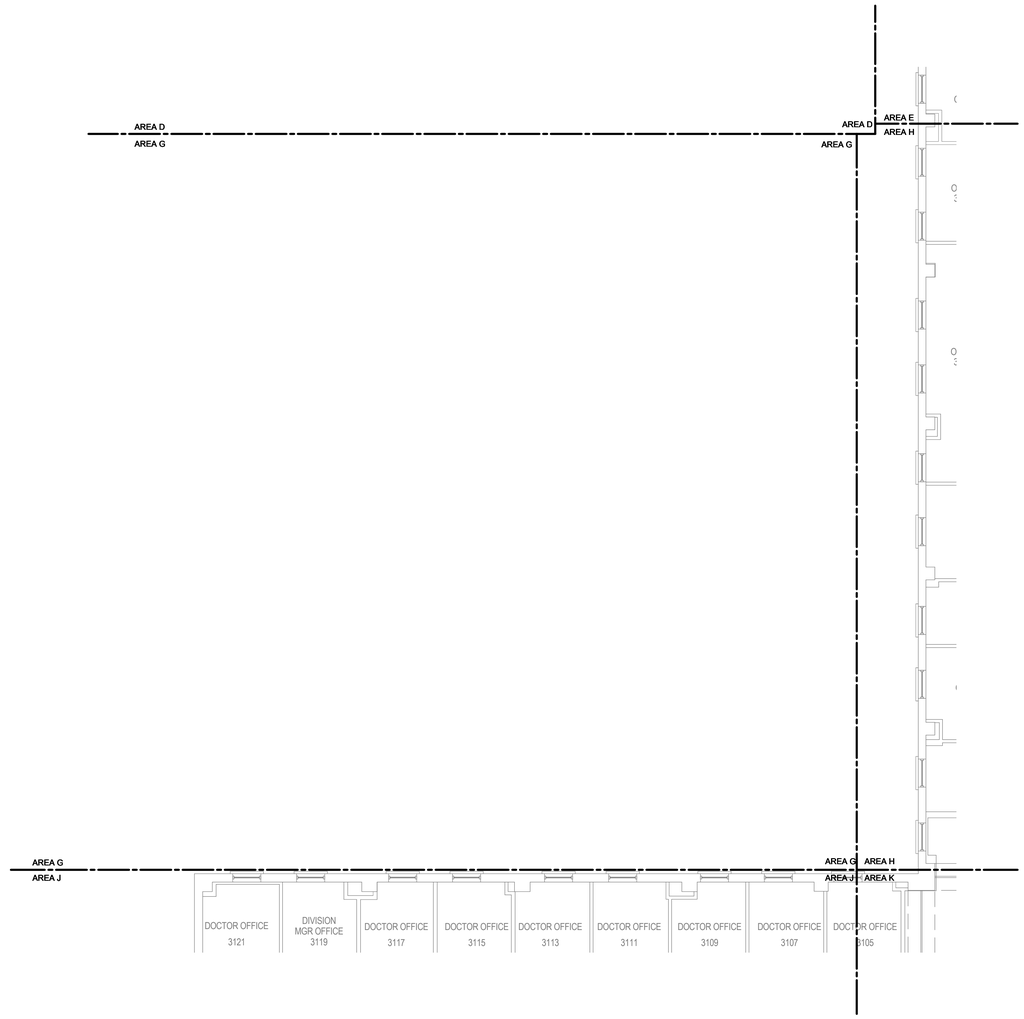

1 BUILDING 111 THIRD FLOOR DEMOLITION PLAN - TECHNOLOGY - AREA G

1/8" = 1'-0"

TRUE NORTH
PLAN NORTH

Revisions:	Date:
35% SCHEMATIC DESIGN SUBMISSION	5.17.21
65% DESIGN DEVELOPMENT SUBMISSION	6.15.21
65% DESIGN DEVELOPMENT RESUBMISSION	8.25.21

CONSULTANT

IMEG
The FUTURE. Built Smarter www.imegcorp.com
15 SUNNEN DRIVE
SUITE 104
ST. LOUIS, MO 63143
P: 314.645.1132 F: 314.645.1173
PROJECT #18004375.03

ARCHITECT/ENGINEER OF RECORD

Romanyk Consulting
Focusing on what matters
Romanyk Consulting Corp. www.romanykconsulting.com
3308 Preston Road, Suite 350-164, Plano, Texas 75093

STAMP

REGISTERED COMMUNICATIONS DISTRIBUTION DESIGNER
Bicsi
DAVID LARSON
BICSI ID # 106098
EXPIRES 12-31-25
RCDD

Office of Construction and Facilities Management

VA U.S. Department of Veterans Affairs

Drawing Title BUILDING 111 THIRD FLOOR DEMO PLAN - TECHNOLOGY - AREA G	**Phase** FINAL BID DOCUMENTS	**Project Title** EHRM INFRASTRUCTURE UPGRADES - MILWAUKEE, WI	**Project Number** 695-21-700
			Building Number 111
Approved:	**Sprinklered** FULLY SPRINKLERED	**Location** 5000 W. NATIONAL AVENUE MILWAUKEE, WI	**Drawing Number** 111-TD1103G
		Issue Date SEPTEMBER 05, 2025 / **Checked** PHINIE / **Drawn** MAIBEJ	

VA FORM 08 - 6231

Autodesk Docs://OCFM East - Milwaukee EHRM (R24)/T24_18004375.03_VA MilwEHRM_C.rvt

9/3/2025 3:58:55 PM

SHEET NOTES:

1. REMOVE ALL NETWORK CABLING TO POINTS OF TERMINATION IN ASSOCIATED TELECOM ROOMS. REFER TO FLOOR PLANS AND SHEET T1001 FOR TR ROOM LOCATIONS.
2. REFER TO ARCHITECTURAL PHASING PLANS FOR WHEN EXISTING CABLING IS ALLOWED TO BE DEMOLISHED.
3. FOR ALL EXISTING WIRELESS ACCESS POINTS AND SURVEILLANCE CAMERAS, DEVICES SHALL REMAIN. SCOPE OF WORK INCLUDES CABLE REPLACEMENT ONLY. COORDINATE WITH COR FOR ANY DOWNTIME OF DEVICES.
4. EXISTING LOCATIONS OF WORK AREA OUTLETS SHOWN ON THIS SHEET MAY NOT NECESSARILY BE IN THE EXACT LOCATION AS IDENTIFIED.
5. UNLESS NOTED OTHERWISE, ALL NURSE CALL AND SECURITY EQUIPMENT IN EXISTING DATA CLOSETS SHALL REMAIN. PROTECT IN PLACE.

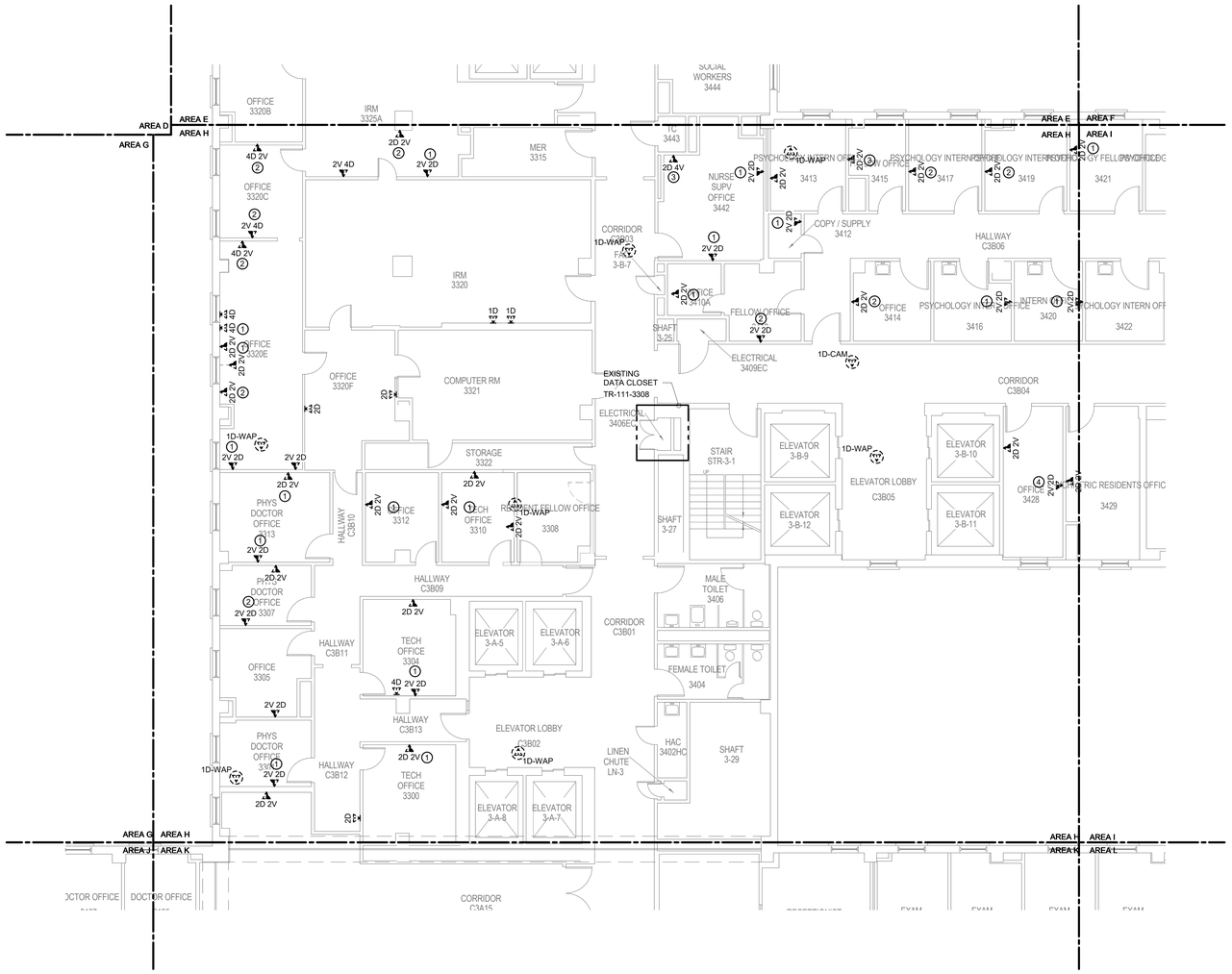

1 BUILDING 111 THIRD FLOOR DEMOLITION PLAN - TECHNOLOGY - AREA H

1/8" = 1'-0"

35% SCHEMATIC DESIGN SUBMISSION	5.17.21
65% DESIGN DEVELOPMENT SUBMISSION	6.15.21
65% DESIGN DEVELOPMENT RESUBMISSION	8.25.21
Revisions:	Date:

CONSULTANT

IMEG
The FUTURE. Built Smarter www.imegcorp.com
15 SUNNEN DRIVE
SUITE 104
ST. LOUIS, MO 63143
P: 314.645.1132 F: 314.645.1173
PROJECT #180043375.03

ARCHITECT/ENGINEER OF RECORD

Romanyk Consulting
Focusing on what matters
Romanyk Consulting Corp. www.romanykconsulting.com
3308 Preston Road, Suite 350-164, Plano, Texas 75093

STAMP

REGISTERED COMMUNICATIONS DISTRIBUTION DESIGNER
Bicsi
DAVID LARSON
BICSI ID # 106098
Expires 12-31-25
RCDD

Office of Construction and Facilities Management

VA U.S. Department of Veterans Affairs

Drawing Title: BUILDING 111 THIRD FLOOR DEMO PLAN - TECHNOLOGY - AREA H

Approved:

Phase: FINAL BID DOCUMENTS

Sprinklered: FULLY SPRINKLERED

Project Title: EHRM INFRASTRUCTURE UPGRADES - MILWAUKEE, WI

Location: 5000 W. NATIONAL AVENUE MILWAUKEE, WI

Issue Date: SEPTEMBER 05, 2025 | Checked: PHINIE | Drawn: MAIBEJ

Project Number: 695-21-700

Building Number: 111

Drawing Number: 111-TD1103H

TRUE NORTH
PLAN NORTH

VA FORM 08 - 6231

Autodesk Docs://OCFM East - Milwaukee EHRM (R24)/T24_180043375.03_VA MilwEHRM_C.rvt

9/3/2025 3:58:57 PM

SHEET NOTES:

1. REMOVE ALL NETWORK CABLING TO POINTS OF TERMINATION IN ASSOCIATED TELECOM ROOMS. REFER TO FLOOR PLANS AND SHEET T1001 FOR TR ROOM LOCATIONS.
2. REFER TO ARCHITECTURAL PHASING PLANS FOR WHEN EXISTING CABLING IS ALLOWED TO BE DEMOLISHED.
3. FOR ALL EXISTING WIRELESS ACCESS POINTS AND SURVEILLANCE CAMERAS, DEVICES SHALL REMAIN. SCOPE OF WORK INCLUDES CABLE REPLACEMENT ONLY. COORDINATE WITH COR FOR ANY DOWNTIME OF DEVICES.
4. EXISTING LOCATIONS OF WORK AREA OUTLETS SHOWN ON THIS SHEET MAY NOT NECESSARILY BE IN THE EXACT LOCATION AS IDENTIFIED.
5. UNLESS NOTED OTHERWISE, ALL NURSE CALL AND SECURITY EQUIPMENT IN EXISTING DATA CLOSETS SHALL REMAIN. PROTECT IN PLACE.

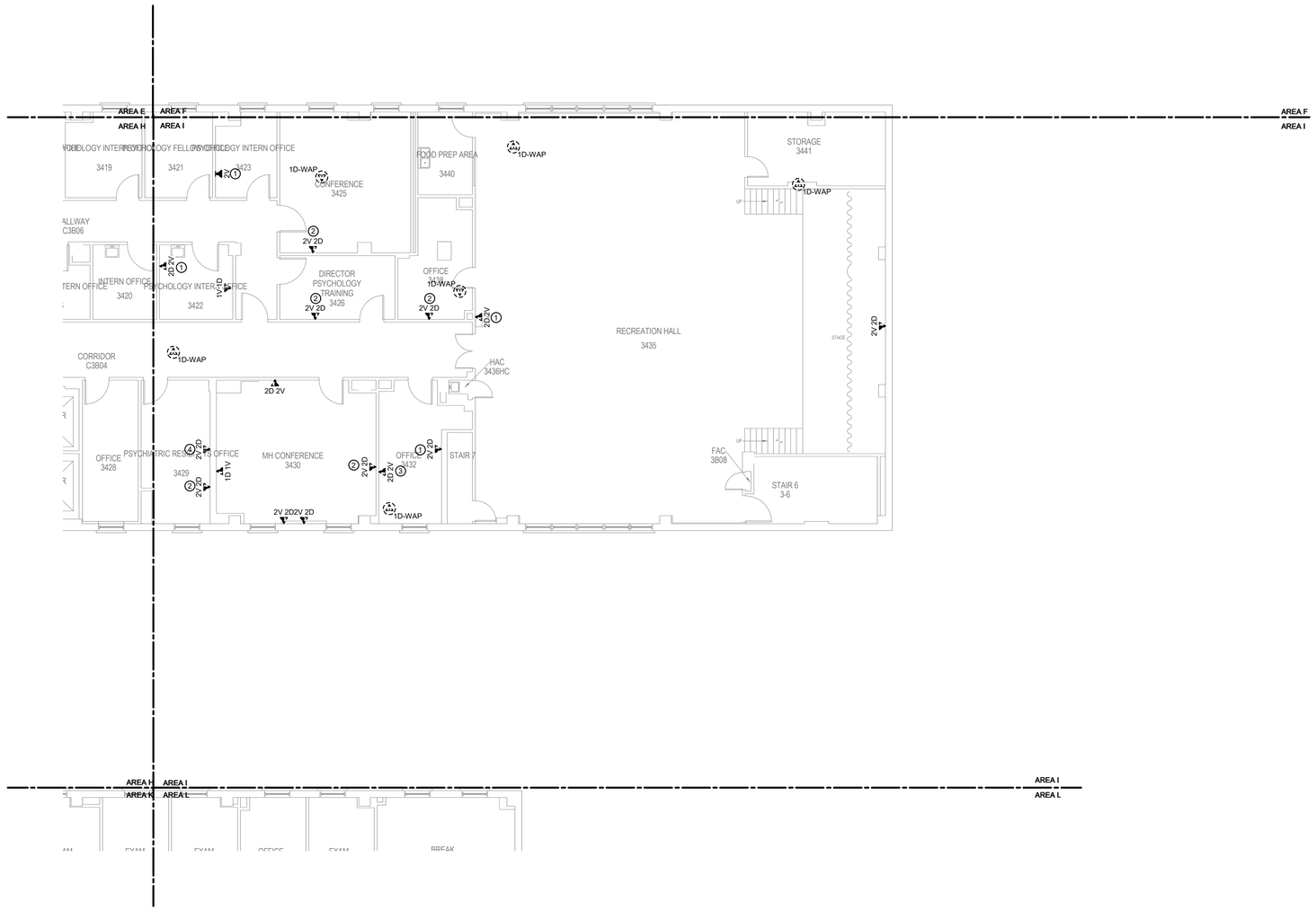

1 BUILDING 111 THIRD FLOOR DEMOLITION PLAN - TECHNOLOGY - AREA I

1/8" = 1'-0"

TRUE NORTH
PLAN NORTH

35% SCHEMATIC DESIGN SUBMISSION	5.17.21
65% DESIGN DEVELOPMENT SUBMISSION	6.15.21
65% DESIGN DEVELOPMENT RESUBMISSION	8.25.21
Revisions:	Date:

CONSULTANT

IMEG
The FUTURE. Built Smarter www.imegcorp.com
15 SUNNEN DRIVE
SUITE 104
ST. LOUIS, MO 63143
P: 314.645.1132 F: 314.645.1173
PROJECT #18004375.03

ARCHITECT/ENGINEER OF RECORD

Romanyk Consulting
Focusing on what matters
Romanyk Consulting Corp. www.romanykconsulting.com
3308 Preston Road, Suite 350-164, Plano, Texas 75093

STAMP

REGISTERED COMMUNICATIONS DISTRIBUTION DESIGNER
Bicsi
DAVID LARSON
BICSI ID # 105098
EXPIRES 12-31-25
RCDD

Office of Construction and Facilities Management

VA U.S. Department of Veterans Affairs

Drawing Title: BUILDING 111 THIRD FLOOR DEMO PLAN - TECHNOLOGY - AREA I	Phase: FINAL BID DOCUMENTS	Project Title: EHRM INFRASTRUCTURE UPGRADES - MILWAUKEE, WI	Project Number: 695-21-700
			Building Number: 111
Approved:	Sprinklered: FULLY SPRINKLERED	Location: 5000 W. NATIONAL AVENUE MILWAUKEE, WI	Drawing Number: 111-TD1103I
		Issue Date: SEPTEMBER 05, 2025 / Checked: PHINIE / Drawn: MAIBEJ	

VA FORM 08 - 6231

Autodesk Docs://OCFM East - Milwaukee EHRM (R24)/T24_18004375.03_VA MilwEHRM_C.rvt

9/3/2025 3:58:59 PM

SHEET NOTES:

1. REMOVE ALL NETWORK CABLING TO POINTS OF TERMINATION IN ASSOCIATED TELECOM ROOMS. REFER TO FLOOR PLANS AND SHEET T1001 FOR TR ROOM LOCATIONS.
2. REFER TO ARCHITECTURAL PHASING PLANS FOR WHEN EXISTING CABLING IS ALLOWED TO BE DEMOLISHED.
3. FOR ALL EXISTING WIRELESS ACCESS POINTS AND SURVEILLANCE CAMERAS, DEVICES SHALL REMAIN. SCOPE OF WORK INCLUDES CABLE REPLACEMENT ONLY. COORDINATE WITH COR FOR ANY DOWNTIME OF DEVICES.
4. EXISTING LOCATIONS OF WORK AREA OUTLETS SHOWN ON THIS SHEET MAY NOT NECESSARILY BE IN THE EXACT LOCATION AS IDENTIFIED.
5. UNLESS NOTED OTHERWISE, ALL NURSE CALL AND SECURITY EQUIPMENT IN EXISTING DATA CLOSETS SHALL REMAIN. PROTECT IN PLACE.

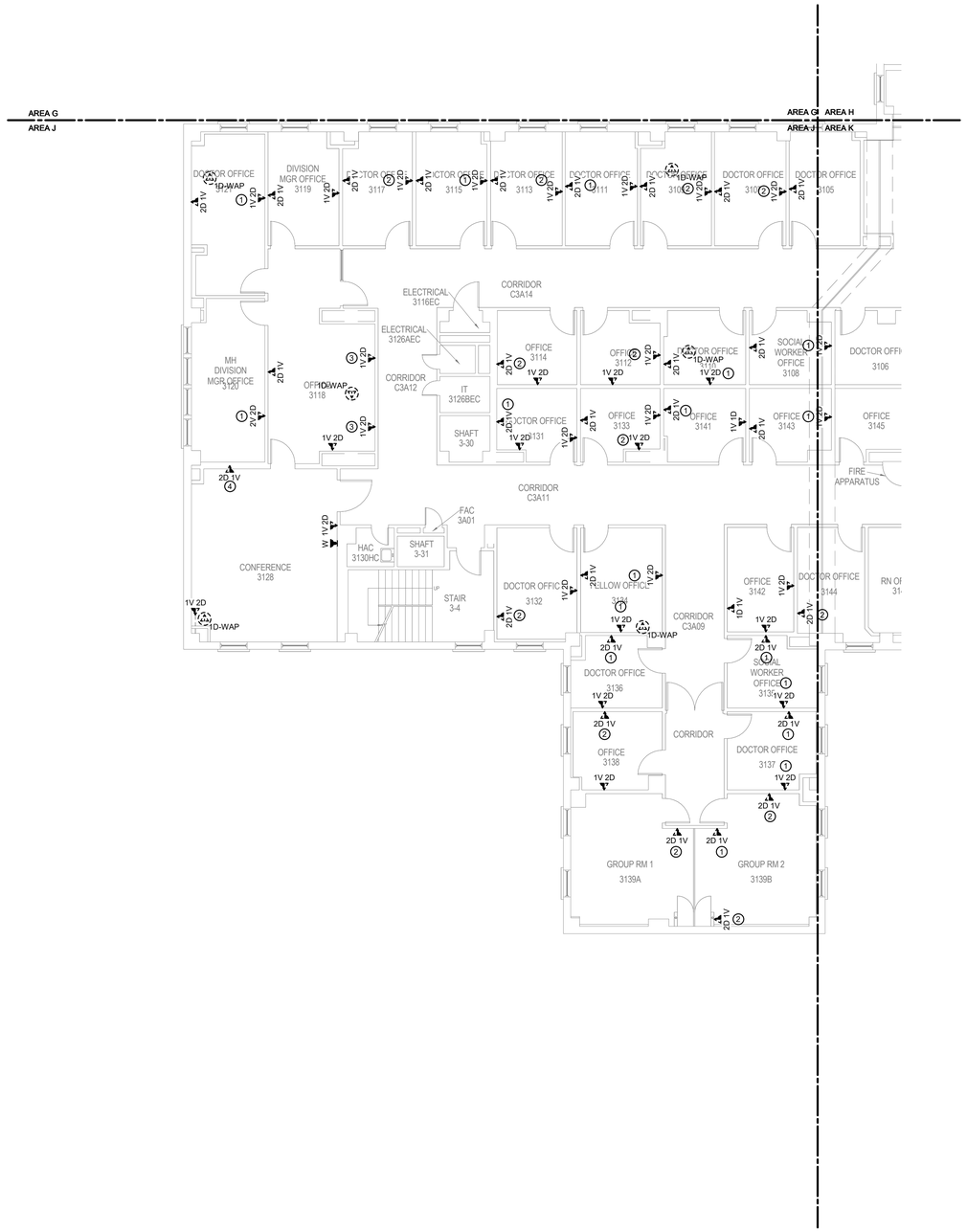

1 BUILDING 111 THIRD FLOOR DEMOLITION PLAN - TECHNOLOGY - AREA J

1/8" = 1'-0"

TRUE NORTH
PLAN NORTH

Revisions:	Date:
35% SCHEMATIC DESIGN SUBMISSION	5.17.21
65% DESIGN DEVELOPMENT SUBMISSION	6.15.21
65% DESIGN DEVELOPMENT RESUBMISSION	8.25.21

CONSULTANT

IMEG
The FUTURE Built Smarter www.imegcorp.com
15 SUNNEN DRIVE
SUITE 104
ST. LOUIS, MO 63143
P: 314.645.1132 F: 314.645.1173
PROJECT #18004375.03

ARCHITECT/ENGINEER OF RECORD

Romanyk Consulting
Focusing on what matters
Romanyk Consulting Corp. www.romanykconsulting.com
3308 Preston Road, Suite 350-164, Plano, Texas 75093

STAMP

REGISTERED COMMUNICATIONS DISTRIBUTION DESIGNER
Bicsi
DAVID LARSON
BICSI ID # 106098
EXPIRES 12-31-25
RCDD

Office of Construction and Facilities Management

VA U.S. Department of Veterans Affairs

Drawing Title: BUILDING 111 THIRD FLOOR DEMO PLAN - TECHNOLOGY - AREA J

Approved:

Phase: FINAL BID DOCUMENTS

Sprinklered: FULLY SPRINKLERED

Project Title: EHRM INFRASTRUCTURE UPGRADES - MILWAUKEE, WI

Location: 5000 W. NATIONAL AVENUE MILWAUKEE, WI

Issue Date: SEPTEMBER 05, 2025 | Checked: PHINIE | Drawn: MAIBEJ

Project Number: 695-21-700

Building Number: 111

Drawing Number: 111-TD1103J

VA FORM 08 - 6231

Autodesk Docs://OCFM East - Milwaukee EHRM (R24)/T24_18004375.03_VA MilwEHRM_C.rvt

9/3/2025 3:59:00 PM

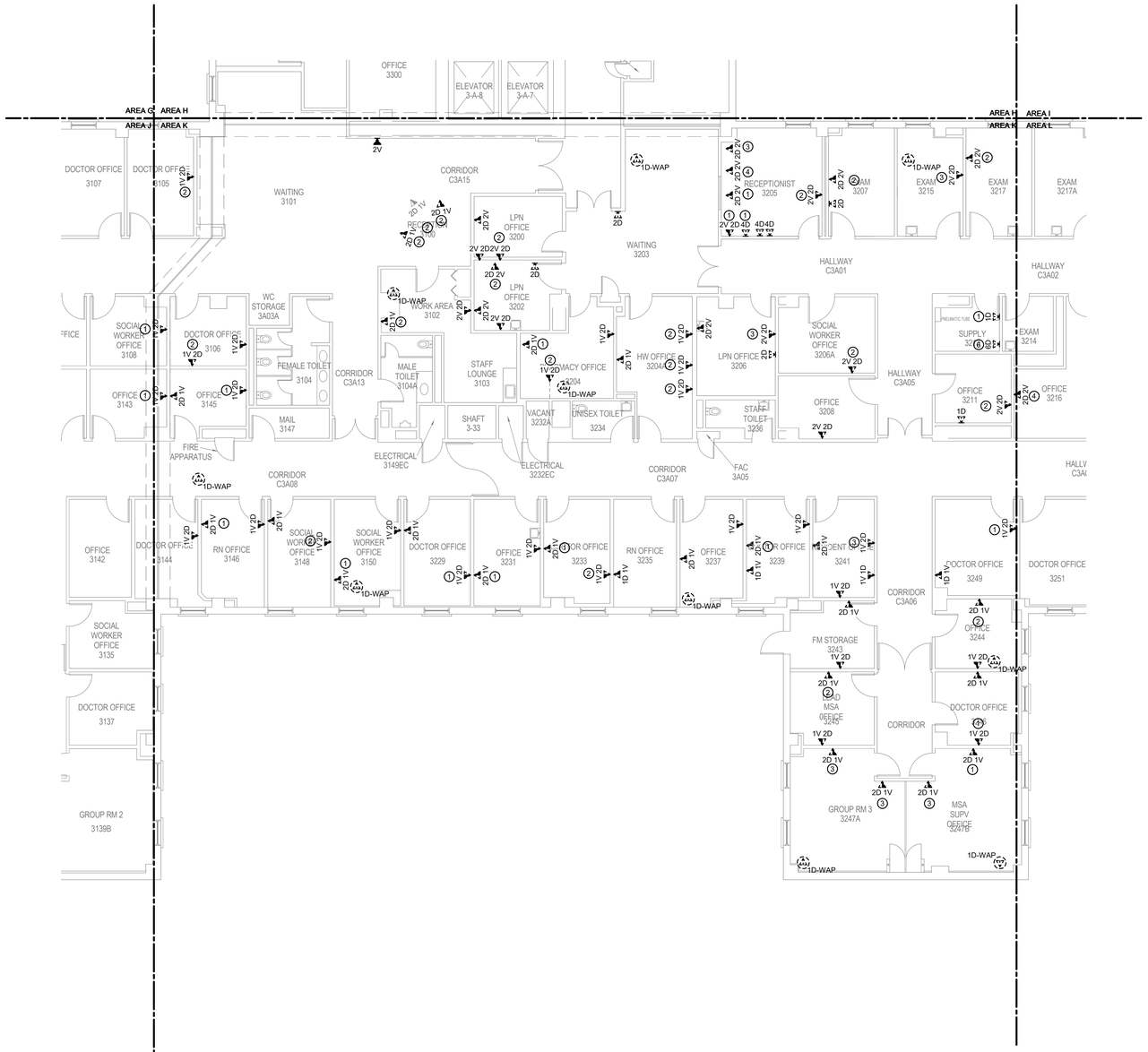

SHEET NOTES:

1. REMOVE ALL NETWORK CABLING TO POINTS OF TERMINATION IN ASSOCIATED TELECOM ROOMS. REFER TO FLOOR PLANS AND SHEET T1001 FOR TR ROOM LOCATIONS.
2. REFER TO ARCHITECTURAL PHASING PLANS FOR WHEN EXISTING CABLING IS ALLOWED TO BE DEMOLISHED.
3. FOR ALL EXISTING WIRELESS ACCESS POINTS AND SURVEILLANCE CAMERAS, DEVICES SHALL REMAIN. SCOPE OF WORK INCLUDES CABLE REPLACEMENT ONLY. COORDINATE WITH COR FOR ANY DOWNTIME OF DEVICES.
4. EXISTING LOCATIONS OF WORK AREA OUTLETS SHOWN ON THIS SHEET MAY NOT NECESSARILY BE IN THE EXACT LOCATION AS IDENTIFIED.
5. UNLESS NOTED OTHERWISE, ALL NURSE CALL AND SECURITY EQUIPMENT IN EXISTING DATA CLOSETS SHALL REMAIN. PROTECT IN PLACE.

1 BUILDING 111 THIRD FLOOR DEMOLITION PLAN - TECHNOLOGY - AREA K

1/8" = 1'-0"

TRUE NORTH
PLAN NORTH

35% SCHEMATIC DESIGN SUBMISSION	5.17.21
65% DESIGN DEVELOPMENT SUBMISSION	6.15.21
65% DESIGN DEVELOPMENT RESUBMISSION	8.25.21
Revisions:	Date:

CONSULTANT

IMEG
The FUTURE. Built Smarter. www.imegcorp.com
15 SUNNEN DRIVE
SUITE 104
ST. LOUIS, MO 63143
P: 314.645.1132 F: 314.645.1173
PROJECT #18004375.03

ARCHITECT/ENGINEER OF RECORD

Romanyk Consulting
Focusing on what matters
Romanyk Consulting Corp. www.romanykconsulting.com
3308 Preston Road, Suite 350-164, Plano, Texas 75093

STAMP

REGISTERED COMMUNICATIONS DISTRIBUTION DESIGNER
Bicsi
DAVID LARSON
BICSI ID # 106098
Expires 12-31-25
RCDD

Office of Construction and Facilities Management

VA U.S. Department of Veterans Affairs

Drawing Title: BUILDING 111 THIRD FLOOR DEMO PLAN - TECHNOLOGY - AREA K

Approved:

Phase: FINAL BID DOCUMENTS

Sprinklered: FULLY SPRINKLERED

Project Title: EHRM INFRASTRUCTURE UPGRADES - MILWAUKEE, WI

Location: 5000 W. NATIONAL AVENUE MILWAUKEE, WI

Issue Date: SEPTEMBER 05, 2025 | Checked: PHINIE | Drawn: MAIBEJ

Project Number: 695-21-700

Building Number: 111

Drawing Number: 111-TD1103K

VA FORM 08 - 6231

Autodesk Docs://OCFM East - Milwaukee EHRM (R24)/T24_18004375.03_VA MilwEHRM_C.rvt
9/3/2025 3:59:02 PM

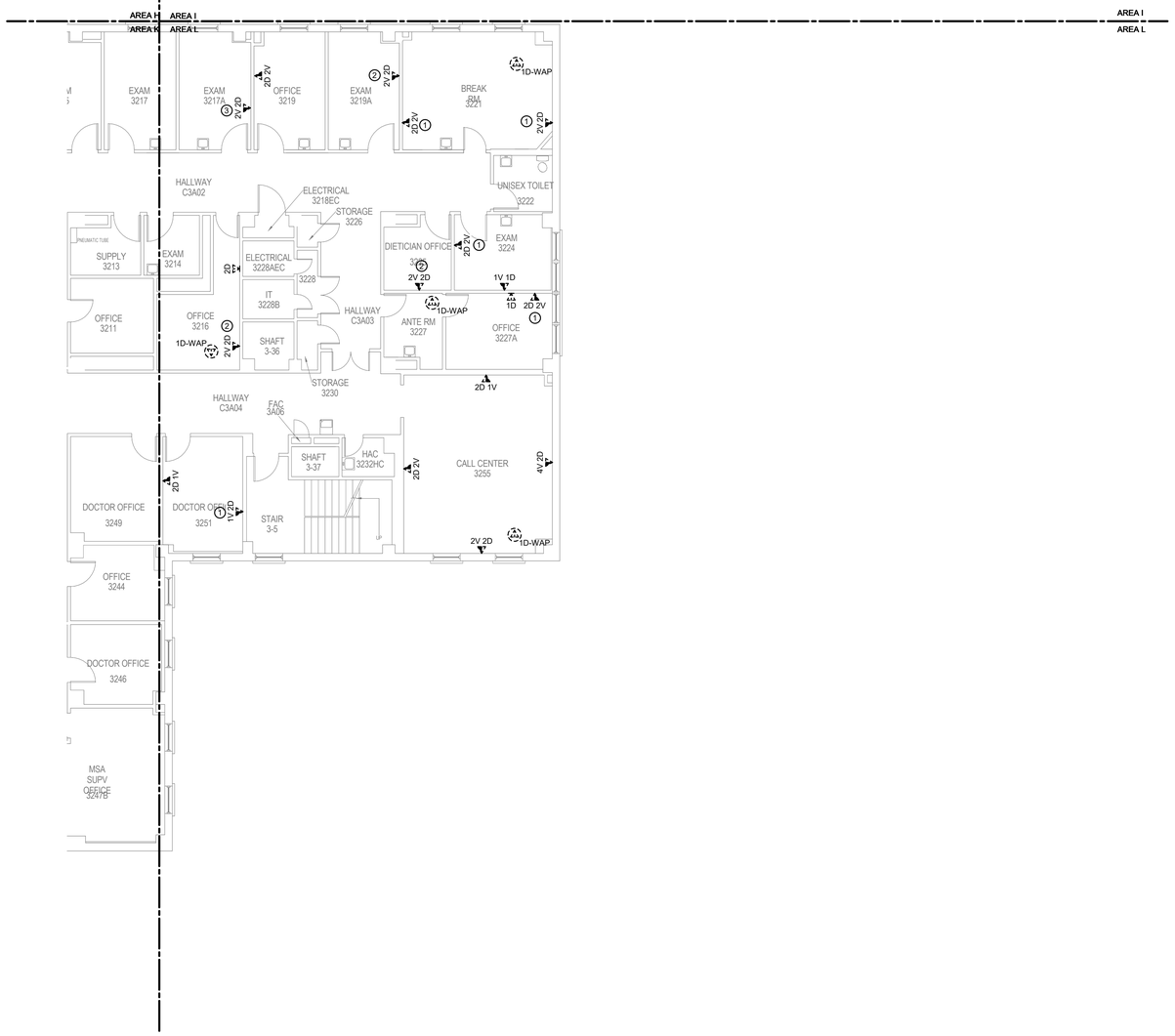

SHEET NOTES:

1. REMOVE ALL NETWORK CABLING TO POINTS OF TERMINATION IN ASSOCIATED TELECOM ROOMS. REFER TO FLOOR PLANS AND SHEET T1001 FOR TR ROOM LOCATIONS.
2. REFER TO ARCHITECTURAL PHASING PLANS FOR WHEN EXISTING CABLING IS ALLOWED TO BE DEMOLISHED.
3. FOR ALL EXISTING WIRELESS ACCESS POINTS AND SURVEILLANCE CAMERAS, DEVICES SHALL REMAIN. SCOPE OF WORK INCLUDES CABLE REPLACEMENT ONLY. COORDINATE WITH COR FOR ANY DOWNTIME OF DEVICES.
4. EXISTING LOCATIONS OF WORK AREA OUTLETS SHOWN ON THIS SHEET MAY NOT NECESSARILY BE IN THE EXACT LOCATION AS IDENTIFIED.
5. UNLESS NOTED OTHERWISE, ALL NURSE CALL AND SECURITY EQUIPMENT IN EXISTING DATA CLOSETS SHALL REMAIN. PROTECT IN PLACE.

1 BUILDING 111 THIRD FLOOR DEMOLITION PLAN - TECHNOLOGY - AREA L

1/8" = 1'-0"

TRUE NORTH
PLAN NORTH

Revisions:	Date:
35% SCHEMATIC DESIGN SUBMISSION	5.17.21
65% DESIGN DEVELOPMENT SUBMISSION	6.15.21
65% DESIGN DEVELOPMENT RESUBMISSION	8.25.21

CONSULTANT

IMEG
The FUTURE. Built Smarter. www.imegcorp.com
15 SUNNEN DRIVE
SUITE 104
ST. LOUIS, MO 63143
P: 314.645.1132 F: 314.645.1173
PROJECT #18004375.03

ARCHITECT/ENGINEER OF RECORD

Romanyk Consulting
Focusing on what matters
Romanyk Consulting Corp. www.romanykconsulting.com
3308 Preston Road, Suite 350-164, Plano, Texas 75093

STAMP

REGISTERED COMMUNICATIONS DISTRIBUTION DESIGNER
Bicsi
DAVID LARSON
BICSI ID # 106098
Expires 12-31-25
RCDD

Office of Construction and Facilities Management

VA U.S. Department of Veterans Affairs

Drawing Title: BUILDING 111 THIRD FLOOR DEMO PLAN - TECHNOLOGY - AREA L	Phase: FINAL BID DOCUMENTS	Project Title: EHRM INFRASTRUCTURE UPGRADES - MILWAUKEE, WI	Project Number: 695-21-700
Approved:	Sprinklered: FULLY SPRINKLERED	Location: 5000 W. NATIONAL AVENUE MILWAUKEE, WI	Building Number: 111
		Issue Date: SEPTEMBER 05, 2025 / Checked: PHINIE / Drawn: MAIBEJ	Drawing Number: 111-TD1103L

VA FORM 08 - 6231

Autodesk Docs://OCFM East - Milwaukee EHRM (R24)/T24_18004375.03_VA MilwEHRM_C.rvt

9/3/2025 3:59:04 PM

NOTES:

1. UNLESS NOTED OTHERWISE, ALL NURSE CALL AND SECURITY EQUIPMENT IN EXISTING DATA CLOSETS SHALL REMAIN. PROTECT IN PLACE.

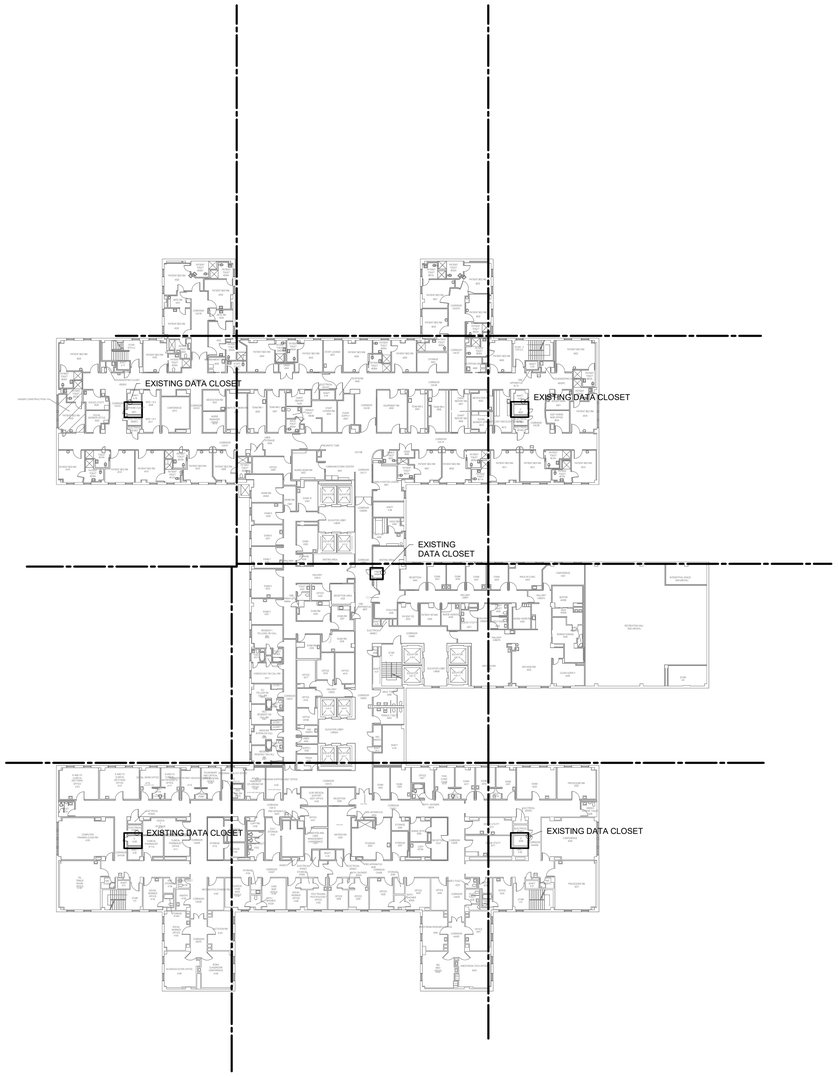

1 BUILDING 111 FOURTH FLOOR OVERALL DEMOLITION PLAN - TECHNOLOGY

1" = 30'-0"

TRUE NORTH
PLAN NORTH

0' 15' 30' 60'
Graphic Scale : 1" = 30'-0"

35% SCHEMATIC DESIGN SUBMISSION	5.17.21
65% DESIGN DEVELOPMENT SUBMISSION	6.15.21
65% DESIGN DEVELOPMENT RESUBMISSION	8.25.21
Revisions:	Date:

CONSULTANT

IMEG
The FUTURE. Built Smarter. www.imegcorp.com
15 SUNNEN DRIVE
SUITE 104
ST. LOUIS, MO 63143
P: 314.645.1132 F: 314.645.1173
PROJECT #18004375.03

ARCHITECT/ENGINEER OF RECORD

Romanyk Consulting
Focusing on what matters
Romanyk Consulting Corp. www.romanykconsulting.com
3308 Preston Road, Suite 350-164, Plano, Texas 75093

STAMP

REGISTERED COMMUNICATIONS DISTRIBUTION DESIGNER
Bicsi
DAVID LARSON
BICSI ID # 106098
Expires 12-31-25
RCDD

Office of Construction and Facilities Management

VA U.S. Department of Veterans Affairs

Approved:

Drawing Title
BUILDING 111 FOURTH FLOOR OVERALL DEMO PLAN - TECHNOLOGY

Phase
FINAL BID DOCUMENTS

Sprinklered
FULLY SPRINKLERED

Project Title
EHRM INFRASTRUCTURE UPGRADES - MILWAUKEE, WI

Location
5000 W. NATIONAL AVENUE MILWAUKEE, WI

Issue Date: SEPTEMBER 05, 2025
Checked: PHINIE
Drawn: MAIBEJ

Project Number: 695-21-700
Building Number: 111
Drawing Number: 111-TD1104

VA FORM 08 - 6231

Autodesk Docs://OCFM East - Milwaukee EHRM (R24)/T24_18004375.03_VA MilwEHRM_C.rvt
9/3/2025 3:59:06 PM

SHEET NOTES:

1. REMOVE ALL NETWORK CABLING TO POINTS OF TERMINATION IN ASSOCIATED TELECOM ROOMS. REFER TO FLOOR PLANS AND SHEET T1001 FOR TR ROOM LOCATIONS.
2. REFER TO ARCHITECTURAL PHASING PLANS FOR WHEN EXISTING CABLING IS ALLOWED TO BE DEMOLISHED.
3. FOR ALL EXISTING WIRELESS ACCESS POINTS AND SURVEILLANCE CAMERAS, DEVICES SHALL REMAIN. SCOPE OF WORK INCLUDES CABLE REPLACEMENT ONLY. COORDINATE WITH COR FOR ANY DOWNTIME OF DEVICES.
4. EXISTING LOCATIONS OF WORK AREA OUTLETS SHOWN ON THIS SHEET MAY NOT NECESSARILY BE IN THE EXACT LOCATION AS IDENTIFIED.
5. UNLESS NOTED OTHERWISE, ALL NURSE CALL AND SECURITY EQUIPMENT IN EXISTING DATA CLOSETS SHALL REMAIN. PROTECT IN PLACE.

KEYNOTES: (#)

1. INFORMATION OUTLET FOR BIOMED, PROTECT IN PLACE.

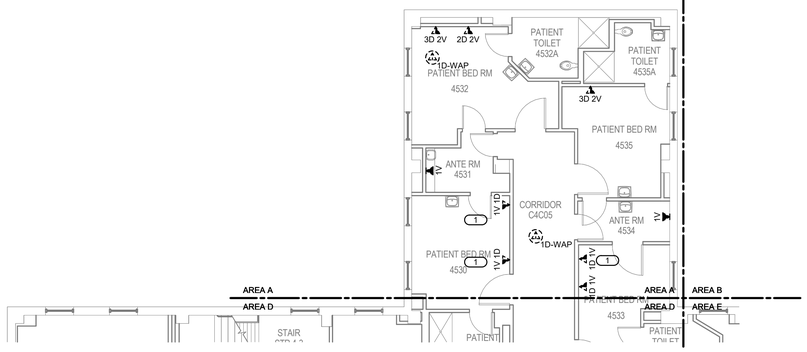

1 BUILDING 111 FOURTH FLOOR DEMOLITION PLAN - TECHNOLOGY - AREA A

1/8" = 1'-0"

TRUE NORTH
PLAN NORTH

35% SCHEMATIC DESIGN SUBMISSION	5.17.21
65% DESIGN DEVELOPMENT SUBMISSION	6.15.21
65% DESIGN DEVELOPMENT RESUBMISSION	8.25.21
Revisions:	Date:

CONSULTANT

IMEG
The FUTURE. Built Smarter www.imegcorp.com
15 SUNNEN DRIVE
SUITE 104
ST. LOUIS, MO 63143
P: 314.645.1132 F: 314.645.1173
PROJECT #180043375.03

ARCHITECT/ENGINEER OF RECORD

Romanyk Consulting
Focusing on what matters
Romanyk Consulting Corp. www.romanykconsulting.com
3308 Preston Road, Suite 350-164, Plano, Texas 75093

STAMP

REGISTERED COMMUNICATIONS DISTRIBUTION DESIGNER
Bicsi
DAVID LARSON
BICSI ID # 106098
Expires 12-31-25
RCDD

Office of Construction and Facilities Management

VA U.S. Department of Veterans Affairs

Drawing Title: BUILDING 111 FOURTH FLOOR DEMO PLAN - TECHNOLOGY - AREA A	Phase: FINAL BID DOCUMENTS	Project Title: EHRM INFRASTRUCTURE UPGRADES - MILWAUKEE, WI	Project Number: 695-21-700
Approved:	Sprinklered: FULLY SPRINKLERED	Location: 5000 W. NATIONAL AVENUE MILWAUKEE, WI	Building Number: 111
		Issue Date: SEPTEMBER 05, 2025 / Checked: PHINIE / Drawn: MAIBEJ	Drawing Number: 111-TD1104A

VA FORM 08 - 6231

Autodesk Docs://OCFM East - Milwaukee EHRM (R24)/T24_180043375.03_VA MilwEHRM_C.rvt
9/3/2025 3:59:07 PM

Graphic Scale: 1/16" = 1'-0"
Graphic Scale: 1/8" = 1'-0"
Graphic Scale: 3/32" = 1'-0"
Graphic Scale: 1/4" = 1'-0"
Graphic Scale: 3/8" = 1'-0"
Graphic Scale: 1/2" = 1'-0"
Graphic Scale: 3/4" = 1'-0"
Graphic Scale: 1" = 1'-0"
Graphic Scale: 1 1/2" = 1'-0"

SHEET NOTES:

1. REMOVE ALL NETWORK CABLING TO POINTS OF TERMINATION IN ASSOCIATED TELECOM ROOMS. REFER TO FLOOR PLANS AND SHEET T1001 FOR TR ROOM LOCATIONS.
2. REFER TO ARCHITECTURAL PHASING PLANS FOR WHEN EXISTING CABLING IS ALLOWED TO BE DEMOLISHED.
3. FOR ALL EXISTING WIRELESS ACCESS POINTS AND SURVEILLANCE CAMERAS, DEVICES SHALL REMAIN. SCOPE OF WORK INCLUDES CABLE REPLACEMENT ONLY. COORDINATE WITH COR FOR ANY DOWNTIME OF DEVICES.
4. EXISTING LOCATIONS OF WORK AREA OUTLETS SHOWN ON THIS SHEET MAY NOT NECESSARILY BE IN THE EXACT LOCATION AS IDENTIFIED.
5. UNLESS NOTED OTHERWISE, ALL NURSE CALL AND SECURITY EQUIPMENT IN EXISTING DATA CLOSETS SHALL REMAIN. PROTECT IN PLACE.

KEYNOTES: (#)

1. INFORMATION OUTLET FOR BIOMED, PROTECT IN PLACE.

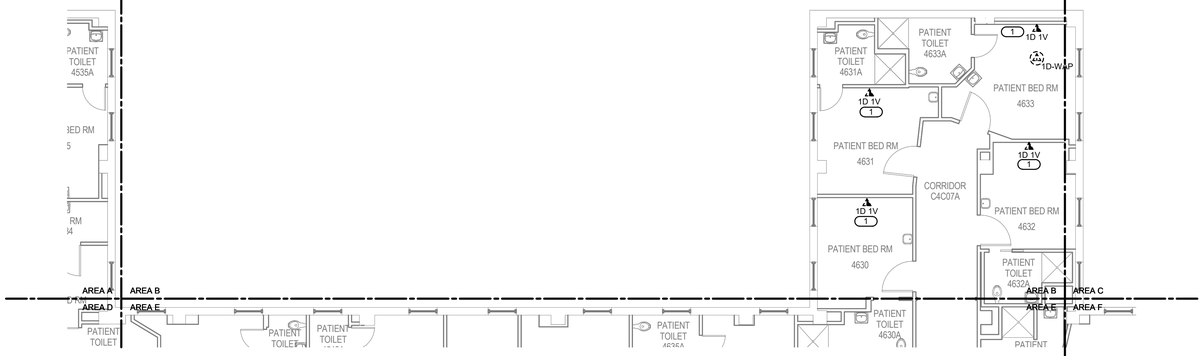

1 BUILDING 111 FOURTH FLOOR DEMOLITION PLAN - TECHNOLOGY - AREA B

1/8" = 1'-0"

TRUE NORTH
PLAN NORTH

35% SCHEMATIC DESIGN SUBMISSION	5.17.21
65% DESIGN DEVELOPMENT SUBMISSION	6.15.21
65% DESIGN DEVELOPMENT RESUBMISSION	8.25.21
Revisions:	Date:

CONSULTANT

IMEG
The FUTURE. Built Smarter. www.imegcorp.com
15 SUNNEN DRIVE
SUITE 104
ST. LOUIS, MO 63143
P: 314.645.1132 F: 314.645.1173
PROJECT #18004375.03

ARCHITECT/ENGINEER OF RECORD

Romanyk Consulting
Focusing on what matters
Romanyk Consulting Corp. www.romanykconsulting.com
3308 Preston Road, Suite 350-164, Plano, Texas 75093

STAMP

REGISTERED COMMUNICATIONS DISTRIBUTION DESIGNER
Bicsi
DAVID LARSON
BICSI ID # 105098
Expires 12-31-25
RCDD

Office of Construction and Facilities Management

VA U.S. Department of Veterans Affairs

Drawing Title: BUILDING 111 FOURTH FLOOR DEMO PLAN - TECHNOLOGY - AREA B	Phase: FINAL BID DOCUMENTS	Project Title: EHRM INFRASTRUCTURE UPGRADES - MILWAUKEE, WI	Project Number: 695-21-700
			Building Number: 111
Approved:	Sprinklered: FULLY SPRINKLERED	Location: 5000 W. NATIONAL AVENUE MILWAUKEE, WI	Drawing Number: 111-TD1104B
		Issue Date: SEPTEMBER 05, 2025 / Checked: PHINIE / Drawn: MAIBEJ	

VA FORM 08 - 6231

Autodesk Docs://OCFM East - Milwaukee EHRM (R24)/T24_18004375.03_VA MilwEHRM_C.rvt
9/3/2025 3:59:08 PM

Graphic Scale: 1/16" = 1'-0"
Graphic Scale: 1/8" = 1'-0"
Graphic Scale: 3/32" = 1'-0"
Graphic Scale: 1/4" = 1'-0"
Graphic Scale: 3/8" = 1'-0"
Graphic Scale: 1/2" = 1'-0"
Graphic Scale: 3/4" = 1'-0"
Graphic Scale: 1" = 1'-0"
Graphic Scale: 1 1/2" = 1'-0"

SHEET NOTES:

1. REMOVE ALL NETWORK CABLING TO POINTS OF TERMINATION IN ASSOCIATED TELECOM ROOMS. REFER TO FLOOR PLANS AND SHEET T1001 FOR TR ROOM LOCATIONS.
2. REFER TO ARCHITECTURAL PHASING PLANS FOR WHEN EXISTING CABLING IS ALLOWED TO BE DEMOLISHED.
3. FOR ALL EXISTING WIRELESS ACCESS POINTS AND SURVEILLANCE CAMERAS, DEVICES SHALL REMAIN. SCOPE OF WORK INCLUDES CABLE REPLACEMENT ONLY. COORDINATE WITH COR FOR ANY DOWNTIME OF DEVICES.
4. EXISTING LOCATIONS OF WORK AREA OUTLETS SHOWN ON THIS SHEET MAY NOT NECESSARILY BE IN THE EXACT LOCATION AS IDENTIFIED.
5. UNLESS NOTED OTHERWISE, ALL NURSE CALL AND SECURITY EQUIPMENT IN EXISTING DATA CLOSETS SHALL REMAIN. PROTECT IN PLACE.

KEYNOTES: (#)

1. INFORMATION OUTLET FOR BIOMED, PROTECT IN PLACE.

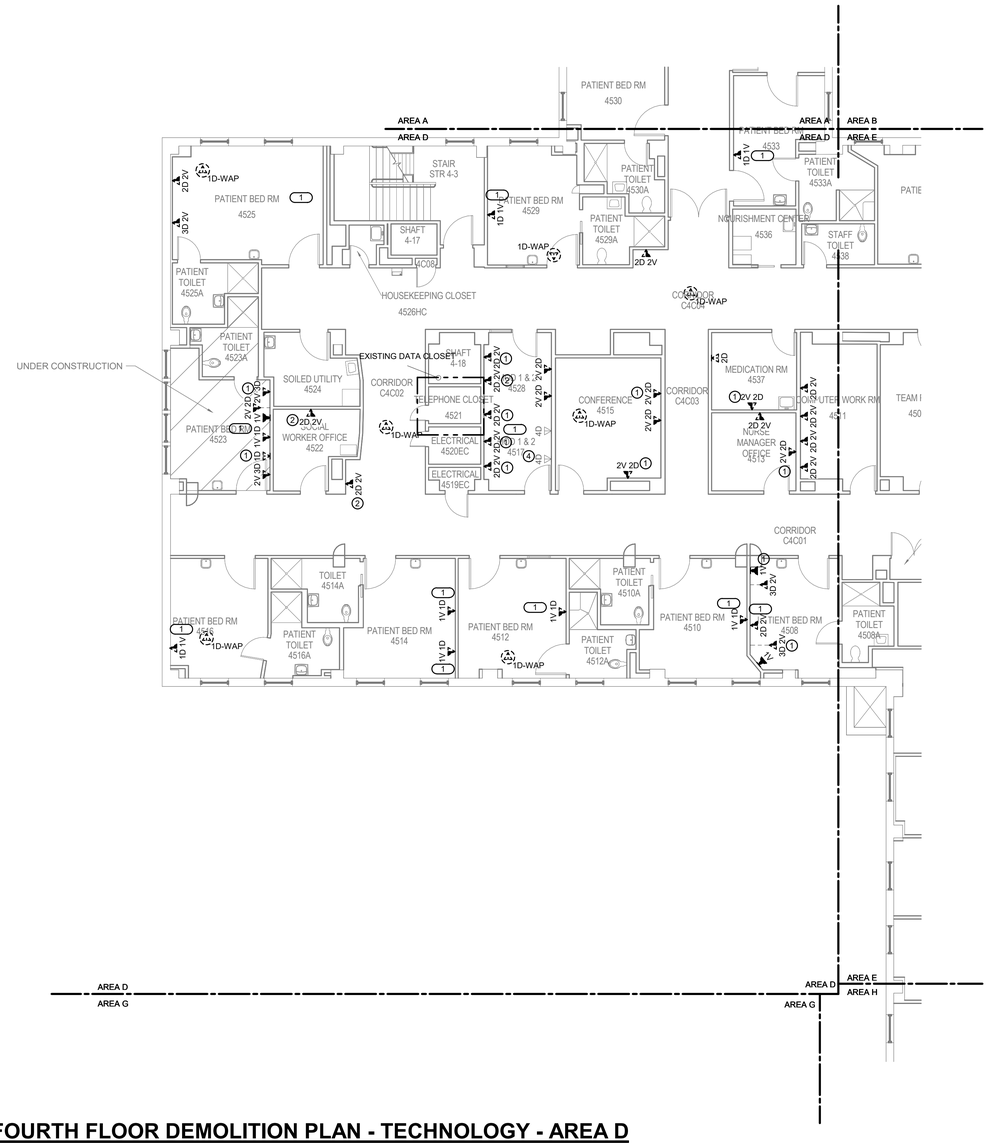

1 BUILDING 111 FOURTH FLOOR DEMOLITION PLAN - TECHNOLOGY - AREA D

1/8" = 1'-0"

TRUE NORTH
PLAN NORTH

35% SCHEMATIC DESIGN SUBMISSION	5.17.21
65% DESIGN DEVELOPMENT SUBMISSION	6.15.21
65% DESIGN DEVELOPMENT RESUBMISSION	8.25.21
Revisions:	Date:

CONSULTANT

IMEG
The FUTURE. Built Smarter. www.imegcorp.com
15 SUNNEN DRIVE
SUITE 104
ST. LOUIS, MO 63143
P: 314.645.1132 F: 314.645.1173
PROJECT #18004375.03

ARCHITECT/ENGINEER OF RECORD

Romanyk Consulting
Focusing on what matters
Romanyk Consulting Corp. www.romanykconsulting.com
3308 Preston Road, Suite 350-164, Plano, Texas 75093

STAMP

REGISTERED COMMUNICATIONS DISTRIBUTION DESIGNER
Bicsi
DAVID LARSON
BICSI ID # 105098
Expires 12-31-25
RCDD

Office of Construction and Facilities Management

VA U.S. Department of Veterans Affairs

Drawing Title: BUILDING 111 FOURTH FLOOR DEMO PLAN - TECHNOLOGY - AREA D	Phase: FINAL BID DOCUMENTS	Project Title: EHRM INFRASTRUCTURE UPGRADES - MILWAUKEE, WI	Project Number: 695-21-700
			Building Number: 111
Approved:	Sprinklered: FULLY SPRINKLERED	Location: 5000 W. NATIONAL AVENUE MILWAUKEE, WI	Drawing Number: 111-TD1104D
		Issue Date: SEPTEMBER 05, 2025 / Checked: PHINIE / Drawn: MAIBEJ	

VA FORM 08 - 6231

Autodesk Docs://OCFM East - Milwaukee EHRM (R24)/T24_18004375.03_VA MilwEHRM_C.rvt

9/3/2025 3:59:09 PM

SHEET NOTES:

1. REMOVE ALL NETWORK CABLING TO POINTS OF TERMINATION IN ASSOCIATED TELECOM ROOMS. REFER TO FLOOR PLANS AND SHEET T1001 FOR TR ROOM LOCATIONS.
2. REFER TO ARCHITECTURAL PHASING PLANS FOR WHEN EXISTING CABLING IS ALLOWED TO BE DEMOLISHED.
3. FOR ALL EXISTING WIRELESS ACCESS POINTS AND SURVEILLANCE CAMERAS, DEVICES SHALL REMAIN. SCOPE OF WORK INCLUDES CABLE REPLACEMENT ONLY. COORDINATE WITH COR FOR ANY DOWNTIME OF DEVICES.
4. EXISTING LOCATIONS OF WORK AREA OUTLETS SHOWN ON THIS SHEET MAY NOT NECESSARILY BE IN THE EXACT LOCATION AS IDENTIFIED.
5. UNLESS NOTED OTHERWISE, ALL NURSE CALL AND SECURITY EQUIPMENT IN EXISTING DATA CLOSETS SHALL REMAIN. PROTECT IN PLACE.

KEYNOTES: (#)

1. INFORMATION OUTLET FOR BIOMED, PROTECT IN PLACE.

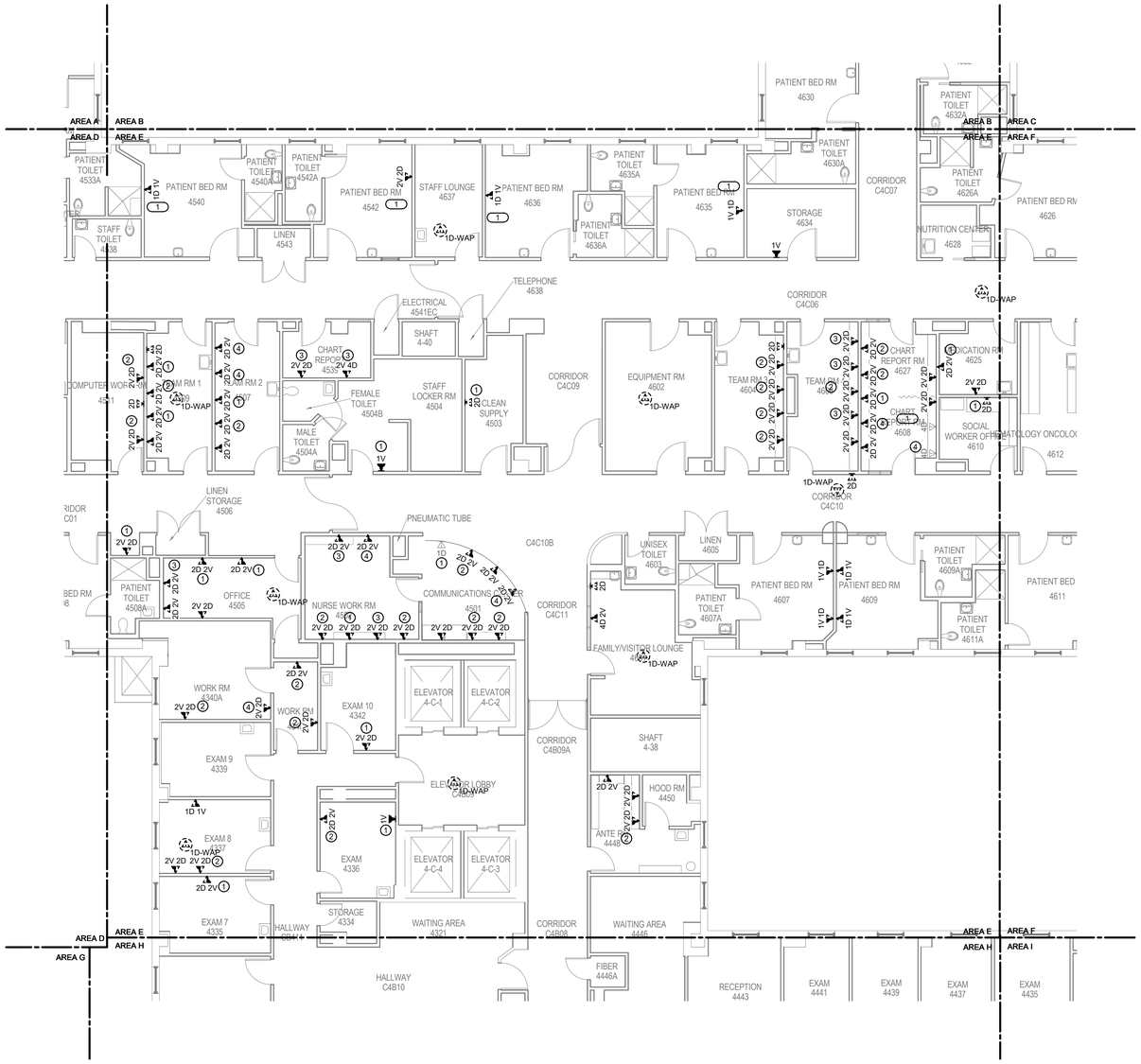

1 BUILDING 111 FOURTH FLOOR DEMOLITION PLAN - TECHNOLOGY - AREA E

1/8" = 1'-0"

TRUE NORTH
PLAN NORTH

Revisions:	Date:
35% SCHEMATIC DESIGN SUBMISSION	5.17.21
65% DESIGN DEVELOPMENT SUBMISSION	6.15.21
65% DESIGN DEVELOPMENT RESUBMISSION	8.25.21

CONSULTANT

IMEG
The FUTURE. Built Smarter www.imegcorp.com
15 SUNNEN DRIVE
SUITE 104
ST. LOUIS, MO 63143
P: 314.645.1132 F: 314.645.1173
PROJECT #18004375.03

ARCHITECT/ENGINEER OF RECORD

Romanyk Consulting
Focusing on what matters
Romanyk Consulting Corp. www.romanykconsulting.com
3308 Preston Road, Suite 350-164, Plano, Texas 75093

STAMP

REGISTERED COMMUNICATIONS DISTRIBUTION DESIGNER
Bicsi
DAVID LARSON
BICSI ID # 106098
Expires 12-31-25
1 RCDD

Office of Construction and Facilities Management

VA U.S. Department of Veterans Affairs

Drawing Title: BUILDING 111 FOURTH FLOOR DEMO PLAN - TECHNOLOGY - AREA E	Phase: FINAL BID DOCUMENTS	Project Title: EHRM INFRASTRUCTURE UPGRADES - MILWAUKEE, WI	Project Number: 695-21-700
Approved:	Sprinklered: FULLY SPRINKLERED	Location: 5000 W. NATIONAL AVENUE MILWAUKEE, WI	Building Number: 111
		Issue Date: SEPTEMBER 05, 2025 / Checked: PHINIE / Drawn: MAIBEJ	Drawing Number: 111-TD1104E

VA FORM 08 - 6231

Autodesk Docs://OCFM East - Milwaukee EHRM (R24)/T24_18004375.03_VA MilwEHRM_C.rvt

9/3/2025 3:59:11 PM

SHEET NOTES:

1. REMOVE ALL NETWORK CABLING TO POINTS OF TERMINATION IN ASSOCIATED TELECOM ROOMS. REFER TO FLOOR PLANS AND SHEET T1001 FOR TR ROOM LOCATIONS.
2. REFER TO ARCHITECTURAL PHASING PLANS FOR WHEN EXISTING CABLING IS ALLOWED TO BE DEMOLISHED.
3. FOR ALL EXISTING WIRELESS ACCESS POINTS AND SURVEILLANCE CAMERAS, DEVICES SHALL REMAIN. SCOPE OF WORK INCLUDES CABLE REPLACEMENT ONLY. COORDINATE WITH COR FOR ANY DOWNTIME OF DEVICES.
4. EXISTING LOCATIONS OF WORK AREA OUTLETS SHOWN ON THIS SHEET MAY NOT NECESSARILY BE IN THE EXACT LOCATION AS IDENTIFIED.
5. UNLESS NOTED OTHERWISE, ALL NURSE CALL AND SECURITY EQUIPMENT IN EXISTING DATA CLOSETS SHALL REMAIN. PROTECT IN PLACE.

KEYNOTES: #

1. INFORMATION OUTLET FOR BIOMED, PROTECT IN PLACE.

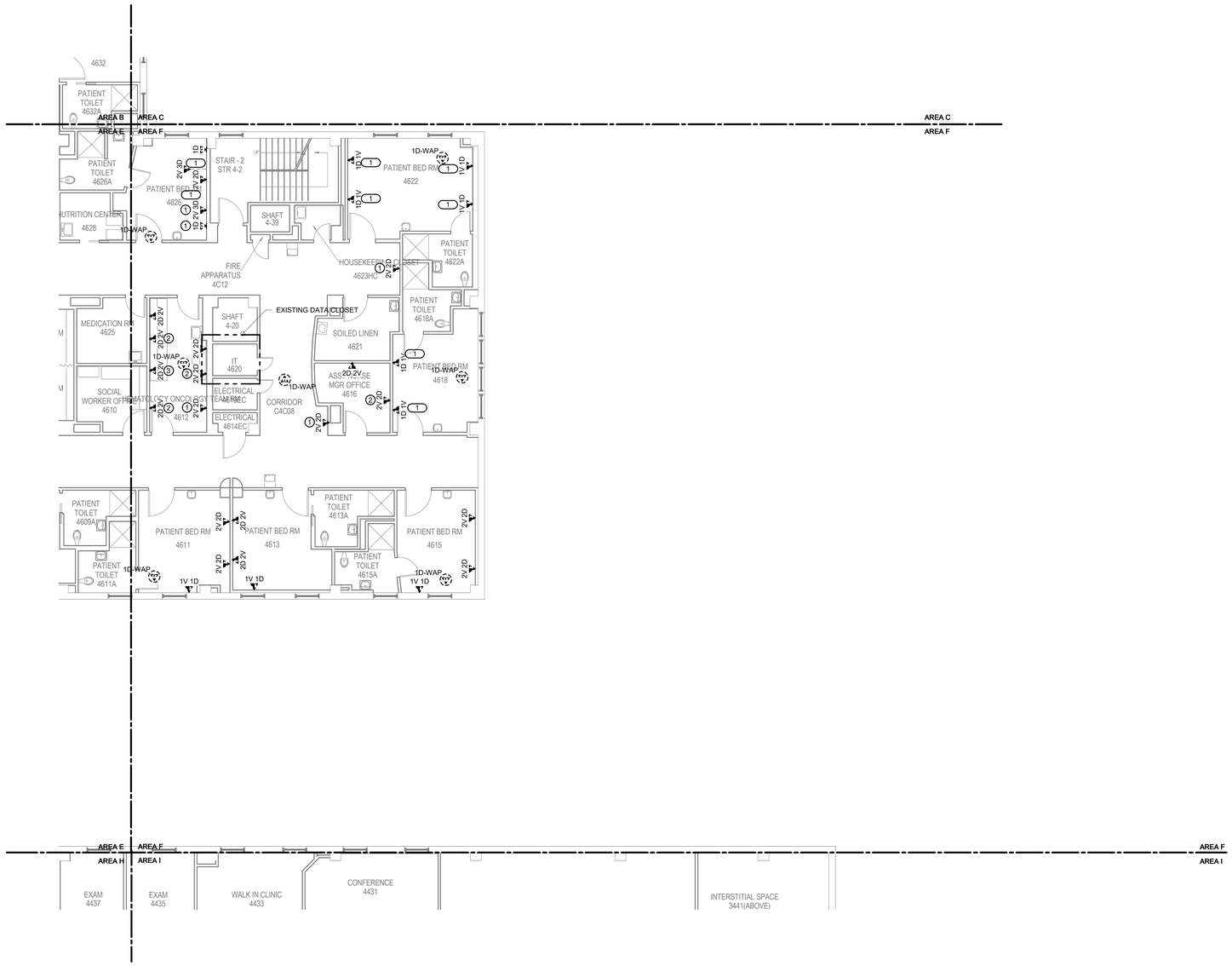

1 BUILDING 111 FOURTH FLOOR DEMOLITION PLAN - TECHNOLOGY - AREA F

1/8" = 1'-0"

TRUE NORTH
PLAN NORTH

35% SCHEMATIC DESIGN SUBMISSION	5.17.21
65% DESIGN DEVELOPMENT SUBMISSION	6.15.21
65% DESIGN DEVELOPMENT RESUBMISSION	8.25.21
Revisions:	Date:

CONSULTANT

IMEG
The FUTURE. Built Smarter www.imegcorp.com
15 SUNNEN DRIVE
SUITE 104
ST. LOUIS, MO 63143
P: 314.645.1132 F: 314.645.1173
PROJECT #180043 75.03

ARCHITECT/ENGINEER OF RECORD

Romanyk Consulting
Focusing on what matters
Romanyk Consulting Corp. www.romanykconsulting.com
3308 Preston Road, Suite 350-164, Plano, Texas 75093

STAMP

REGISTERED COMMUNICATIONS DISTRIBUTION DESIGNER
Bicsi
DAVID LARSON
BICSI ID # 106098
Expires 9.30.25
RCDD

Office of Construction and Facilities Management

VA U.S. Department of Veterans Affairs

Drawing Title BUILDING 111 FOURTH FLOOR DEMO PLAN - TECHNOLOGY - AREA F

Approved:

Phase FINAL BID DOCUMENTS

Sprinklered FULLY SPRINKLERED

Project Title EHRM INFRASTRUCTURE UPGRADES - MILWAUKEE, WI

Location 5000 W. NATIONAL AVENUE MILWAUKEE, WI

Issue Date SEPTEMBER 05, 2025 | **Checked** PHINIE | **Drawn** MAIBEJ

Project Number 695-21-700

Building Number 111

Drawing Number 111-TD1104F

VA FORM 08 - 6231

Autodesk Docs://OCFM East - Milwaukee EHRM (R24)/T24_18004375.03_VA MilwEHRM_C.rvt

9/3/2025 3:59:13 PM

SHEET NOTES:

1. REMOVE ALL NETWORK CABLING TO POINTS OF TERMINATION IN ASSOCIATED TELECOM ROOMS. REFER TO FLOOR PLANS AND SHEET T1001 FOR TR ROOM LOCATIONS.
2. REFER TO ARCHITECTURAL PHASING PLANS FOR WHEN EXISTING CABLING IS ALLOWED TO BE DEMOLISHED.
3. FOR ALL EXISTING WIRELESS ACCESS POINTS AND SURVEILLANCE CAMERAS, DEVICES SHALL REMAIN. SCOPE OF WORK INCLUDES CABLE REPLACEMENT ONLY. COORDINATE WITH COR FOR ANY DOWNTIME OF DEVICES.
4. EXISTING LOCATIONS OF WORK AREA OUTLETS SHOWN ON THIS SHEET MAY NOT NECESSARILY BE IN THE EXACT LOCATION AS IDENTIFIED.
5. UNLESS NOTED OTHERWISE, ALL NURSE CALL AND SECURITY EQUIPMENT IN EXISTING DATA CLOSETS SHALL REMAIN. PROTECT IN PLACE.

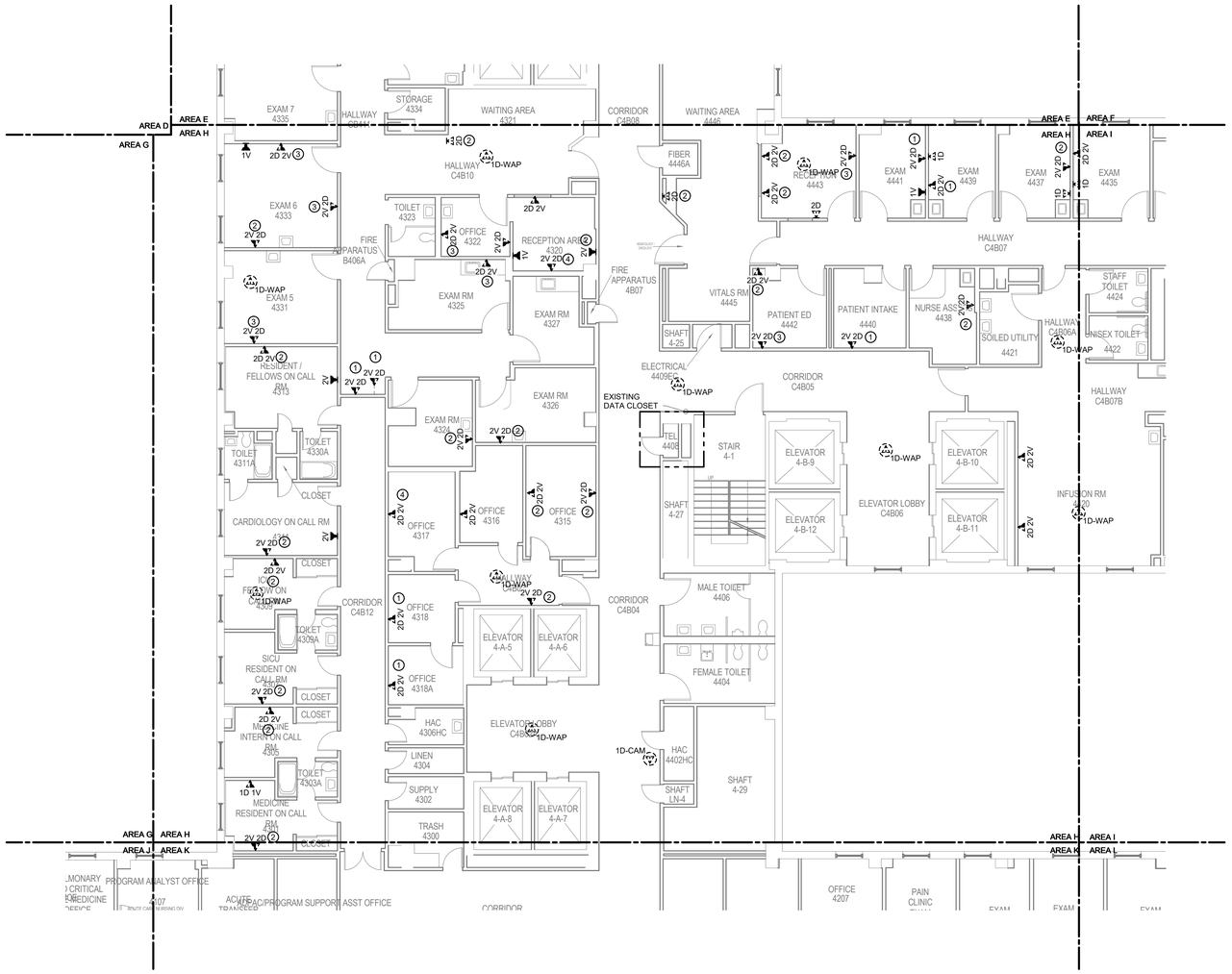

1 BUILDING 111 FOURTH FLOOR DEMOLITION PLAN - TECHNOLOGY - AREA H

1/8" = 1'-0"

TRUE NORTH
PLAN NORTH

Revisions:	Date:
35% SCHEMATIC DESIGN SUBMISSION	5.17.21
65% DESIGN DEVELOPMENT SUBMISSION	6.15.21
65% DESIGN DEVELOPMENT RESUBMISSION	8.25.21

CONSULTANT

IMEG
The FUTURE. Built Smarter. www.imegcorp.com
15 SUNNEN DRIVE
SUITE 104
ST. LOUIS, MO 63143
P: 314.645.1132 F: 314.645.1173
PROJECT #18004375.03

ARCHITECT/ENGINEER OF RECORD

Romanyk Consulting
Focusing on what matters
Romanyk Consulting Corp. www.romanykconsulting.com
3308 Preston Road, Suite 350-164, Plano, Texas 75093

STAMP

REGISTERED COMMUNICATIONS DISTRIBUTION DESIGNER
Bicsi
DAVID LARSON
BICSI ID 106098
Expires 12-31-25
RCDD

Office of Construction and Facilities Management

VA U.S. Department of Veterans Affairs

Drawing Title: BUILDING 111 FOURTH FLOOR DEMO PLAN - TECHNOLOGY - AREA H

Approved:

Phase: FINAL BID DOCUMENTS

Sprinklered: FULLY SPRINKLERED

Project Title: EHRM INFRASTRUCTURE UPGRADES - MILWAUKEE, WI

Location: 5000 W. NATIONAL AVENUE MILWAUKEE, WI

Issue Date: SEPTEMBER 05, 2025 | Checked: PHINIE | Drawn: MAIBEJ

Project Number: 695-21-700

Building Number: 111

Drawing Number: 111-TD1104H

VA FORM 08 - 6231

9/3/2025 3:59:15 PM

Autodesk Docs://OCFM East - Milwaukee EHRM (R24)/T24_18004375.03_VA MilwEHRM_C.rvt

SHEET NOTES:

1. REMOVE ALL NETWORK CABLING TO POINTS OF TERMINATION IN ASSOCIATED TELECOM ROOMS. REFER TO FLOOR PLANS AND SHEET T1001 FOR TR ROOM LOCATIONS.
2. REFER TO ARCHITECTURAL PHASING PLANS FOR WHEN EXISTING CABLING IS ALLOWED TO BE DEMOLISHED.
3. FOR ALL EXISTING WIRELESS ACCESS POINTS AND SURVEILLANCE CAMERAS, DEVICES SHALL REMAIN. SCOPE OF WORK INCLUDES CABLE REPLACEMENT ONLY. COORDINATE WITH COR FOR ANY DOWNTIME OF DEVICES.
4. EXISTING LOCATIONS OF WORK AREA OUTLETS SHOWN ON THIS SHEET MAY NOT NECESSARILY BE IN THE EXACT LOCATION AS IDENTIFIED.
5. UNLESS NOTED OTHERWISE, ALL NURSE CALL AND SECURITY EQUIPMENT IN EXISTING DATA CLOSETS SHALL REMAIN. PROTECT IN PLACE.

1 **BUILDING 111 FOURTH FLOOR DEMOLITION PLAN - TECHNOLOGY - AREA I**

1/8" = 1'-0"

TRUE NORTH
PLAN NORTH

35% SCHEMATIC DESIGN SUBMISSION	5.17.21
65% DESIGN DEVELOPMENT SUBMISSION	6.15.21
65% DESIGN DEVELOPMENT RESUBMISSION	8.25.21
Revisions:	Date:

CONSULTANT

IMEG
The FUTURE. Built Smarter www.imegcorp.com
15 SUNNEN DRIVE
SUITE 104
ST. LOUIS, MO 63143
P: 314.645.1132 F: 314.645.1173
PROJECT #18004375.03

ARCHITECT/ENGINEER OF RECORD

Romanyk Consulting
Focusing on what matters
Romanyk Consulting Corp. www.romanykconsulting.com
3308 Preston Road, Suite 350-164, Plano, Texas 75093

STAMP

REGISTERED COMMUNICATIONS DISTRIBUTION DESIGNER
Bicsi
DAVID LARSON
BICSI ID # 105098
EXPIRES 12-31-25
RCDD

Office of Construction and Facilities Management

VA U.S. Department of Veterans Affairs

Drawing Title BUILDING 111 FOURTH FLOOR DEMO PLAN - TECHNOLOGY - AREA I	**Phase** FINAL BID DOCUMENTS	**Project Title** EHRM INFRASTRUCTURE UPGRADES - MILWAUKEE, WI	**Project Number** 695-21-700
			Building Number 111
Approved:	**Sprinklered** FULLY SPRINKLERED	**Location** 5000 W. NATIONAL AVENUE MILWAUKEE, WI	**Drawing Number** 111-TD1104I
		Issue Date SEPTEMBER 05, 2025 / **Checked** PHINIE / **Drawn** MAIBEJ	

VA FORM 08 - 6231

9/3/2025 3:59:17 PM

Autodesk Docs://OCFM East - Milwaukee EHRM (R24)/T24_18004375.03_VA MilwEHRM_C.rvt

SHEET NOTES:

1. REMOVE ALL NETWORK CABLING TO POINTS OF TERMINATION IN ASSOCIATED TELECOM ROOMS. REFER TO FLOOR PLANS AND SHEET T1001 FOR TR ROOM LOCATIONS.
2. REFER TO ARCHITECTURAL PHASING PLANS FOR WHEN EXISTING CABLING IS ALLOWED TO BE DEMOLISHED.
3. FOR ALL EXISTING WIRELESS ACCESS POINTS AND SURVEILLANCE CAMERAS, DEVICES SHALL REMAIN. SCOPE OF WORK INCLUDES CABLE REPLACEMENT ONLY. COORDINATE WITH COR FOR ANY DOWNTIME OF DEVICES.
4. EXISTING LOCATIONS OF WORK AREA OUTLETS SHOWN ON THIS SHEET MAY NOT NECESSARILY BE IN THE EXACT LOCATION AS IDENTIFIED.
5. UNLESS NOTED OTHERWISE, ALL NURSE CALL AND SECURITY EQUIPMENT IN EXISTING DATA CLOSETS SHALL REMAIN. PROTECT IN PLACE.



1 BUILDING 111 FOURTH FLOOR DEMOLITION PLAN - TECHNOLOGY - AREA J

1/8" = 1'-0"

TRUE NORTH
PLAN NORTH

Revisions:	Date:
35% SCHEMATIC DESIGN SUBMISSION	5.17.21
65% DESIGN DEVELOPMENT SUBMISSION	6.15.21
65% DESIGN DEVELOPMENT RESUBMISSION	8.25.21

CONSULTANT

IMEG
The FUTURE. Built Smarter. www.imegcorp.com
15 SUNNEN DRIVE
SUITE 104
ST. LOUIS, MO 63143
P: 314.645.1132 F: 314.645.1173
PROJECT #18004375.03

ARCHITECT/ENGINEER OF RECORD

Romanyk Consulting
Focusing on what matters
Romanyk Consulting Corp. www.romanykconsulting.com
3308 Preston Road, Suite 350-164, Plano, Texas 75093

STAMP

REGISTERED COMMUNICATIONS DISTRIBUTION DESIGNER
BICSI
DAVID LARSON
BICSI ID # 106098
EXPIRES 12-31-25
RCDD

Office of Construction and Facilities Management
VA U.S. Department of Veterans Affairs

Drawing Title BUILDING 111 FOURTH FLOOR DEMO PLAN - TECHNOLOGY - AREA J	**Phase** FINAL BID DOCUMENTS	**Project Title** EHRM INFRASTRUCTURE UPGRADES - MILWAUKEE, WI	**Project Number** 695-21-700
			Building Number 111
Approved:	**Sprinklered** FULLY SPRINKLERED	**Location** 5000 W. NATIONAL AVENUE MILWAUKEE, WI	**Drawing Number** 111-TD1104J
		Issue Date SEPTEMBER 05, 2025 / **Checked** PHINIE / **Drawn** MAIBEJ	

VA FORM 08 - 6231

Autodesk Docs://OCFM East - Milwaukee EHRM (R24)/T24_18004375.03_VA MilwEHRM_C.rvt
9/3/2025 3:59:19 PM

SHEET NOTES:

1. REMOVE ALL NETWORK CABLING TO POINTS OF TERMINATION IN ASSOCIATED TELECOM ROOMS. REFER TO FLOOR PLANS AND SHEET T1001 FOR TR ROOM LOCATIONS.
2. REFER TO ARCHITECTURAL PHASING PLANS FOR WHEN EXISTING CABLING IS ALLOWED TO BE DEMOLISHED.
3. FOR ALL EXISTING WIRELESS ACCESS POINTS AND SURVEILLANCE CAMERAS, DEVICES SHALL REMAIN. SCOPE OF WORK INCLUDES CABLE REPLACEMENT ONLY. COORDINATE WITH COR FOR ANY DOWNTIME OF DEVICES.
4. EXISTING LOCATIONS OF WORK AREA OUTLETS SHOWN ON THIS SHEET MAY NOT NECESSARILY BE IN THE EXACT LOCATION AS IDENTIFIED.
5. UNLESS NOTED OTHERWISE, ALL NURSE CALL AND SECURITY EQUIPMENT IN EXISTING DATA CLOSETS SHALL REMAIN. PROTECT IN PLACE.

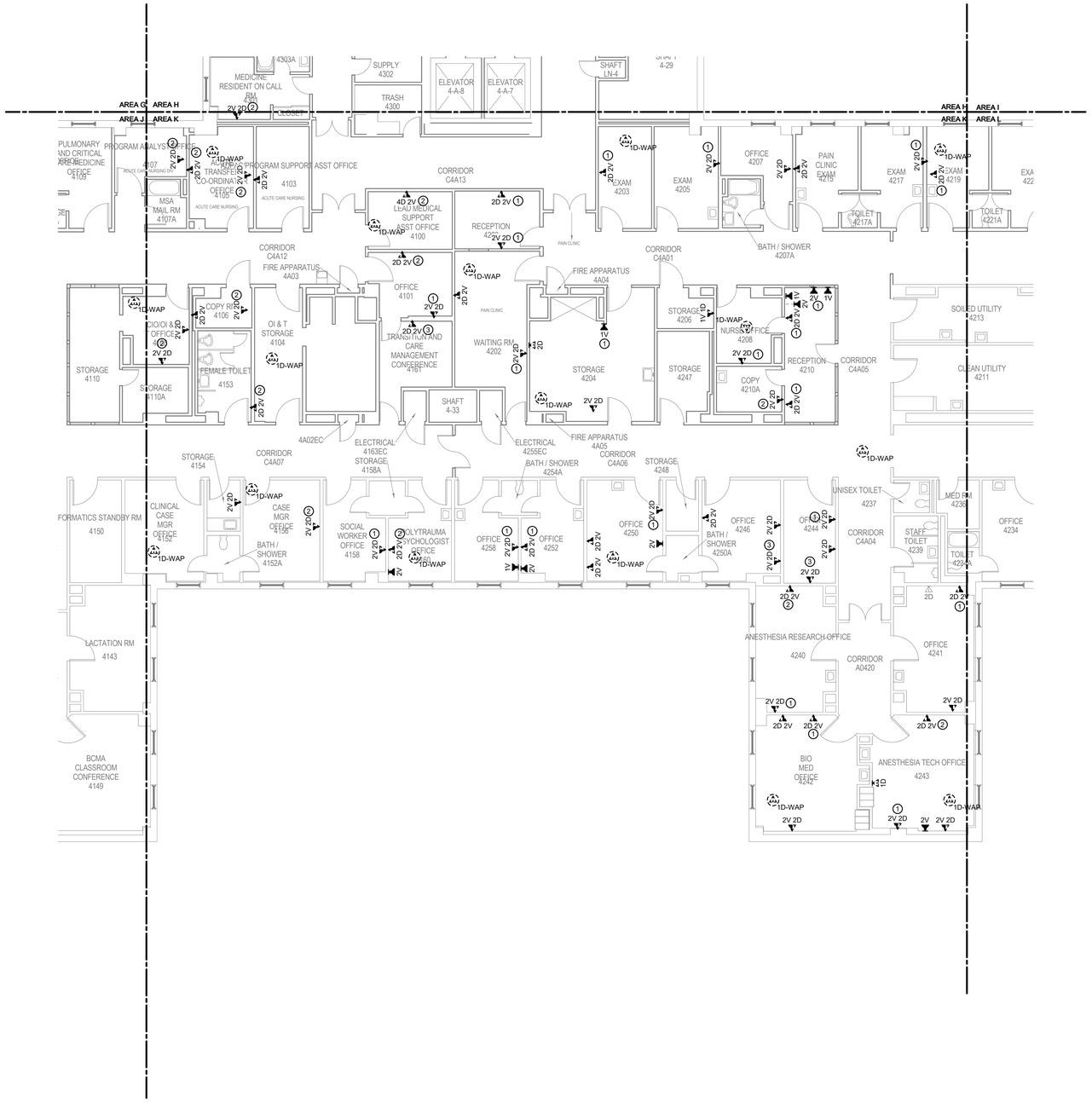

1 BUILDING 111 FOURTH FLOOR DEMOLITION PLAN - TECHNOLOGY - AREA K

1/8" = 1'-0"

TRUE NORTH
PLAN NORTH

35% SCHEMATIC DESIGN SUBMISSION	5.17.21
65% DESIGN DEVELOPMENT SUBMISSION	6.15.21
65% DESIGN DEVELOPMENT RESUBMISSION	8.25.21
Revisions:	Date:

CONSULTANT

IMEG
The FUTURE. Built Smarter. www.imegcorp.com
15 SUNNEN DRIVE
SUITE 104
ST. LOUIS, MO 63143
P: 314.645.1132 F: 314.645.1173
PROJECT #18004375.03

ARCHITECT/ENGINEER OF RECORD

Romanyk Consulting
Focusing on what matters
Romanyk Consulting Corp. www.romanykconsulting.com
3308 Preston Road, Suite 350-164, Plano, Texas 75093

STAMP

REGISTERED COMMUNICATIONS DISTRIBUTION DESIGNER
Bicsi
DAVID LARSON
BICSI ID # 105098
Expires 12-31-25
RCDD

Office of Construction and Facilities Management

VA U.S. Department of Veterans Affairs

Drawing Title: BUILDING 111 FOURTH FLOOR DEMO PLAN - TECHNOLOGY - AREA K	Phase: FINAL BID DOCUMENTS	Project Title: EHRM INFRASTRUCTURE UPGRADES - MILWAUKEE, WI	Project Number: 695-21-700
Approved:	Sprinklered: FULLY SPRINKLERED	Location: 5000 W. NATIONAL AVENUE MILWAUKEE, WI	Building Number: 111
		Issue Date: SEPTEMBER 05, 2025 / Checked: PHINIE / Drawn: MAIBEJ	Drawing Number: 111-TD1104K

VA FORM 08 - 6231

Autodesk Docs://OCFM East - Milwaukee EHRM (R24)/T24_18004375.03_VA MilwEHRM_C.rvt
9/3/2025 3:59:21 PM

SHEET NOTES:

1. REMOVE ALL NETWORK CABLING TO POINTS OF TERMINATION IN ASSOCIATED TELECOM ROOMS. REFER TO FLOOR PLANS AND SHEET T1001 FOR TR ROOM LOCATIONS.
2. REFER TO ARCHITECTURAL PHASING PLANS FOR WHEN EXISTING CABLING IS ALLOWED TO BE DEMOLISHED.
3. FOR ALL EXISTING WIRELESS ACCESS POINTS AND SURVEILLANCE CAMERAS, DEVICES SHALL REMAIN. SCOPE OF WORK INCLUDES CABLE REPLACEMENT ONLY. COORDINATE WITH COR FOR ANY DOWNTIME OF DEVICES.
4. EXISTING LOCATIONS OF WORK AREA OUTLETS SHOWN ON THIS SHEET MAY NOT NECESSARILY BE IN THE EXACT LOCATION AS IDENTIFIED.
5. UNLESS NOTED OTHERWISE, ALL NURSE CALL AND SECURITY EQUIPMENT IN EXISTING DATA CLOSETS SHALL REMAIN. PROTECT IN PLACE.

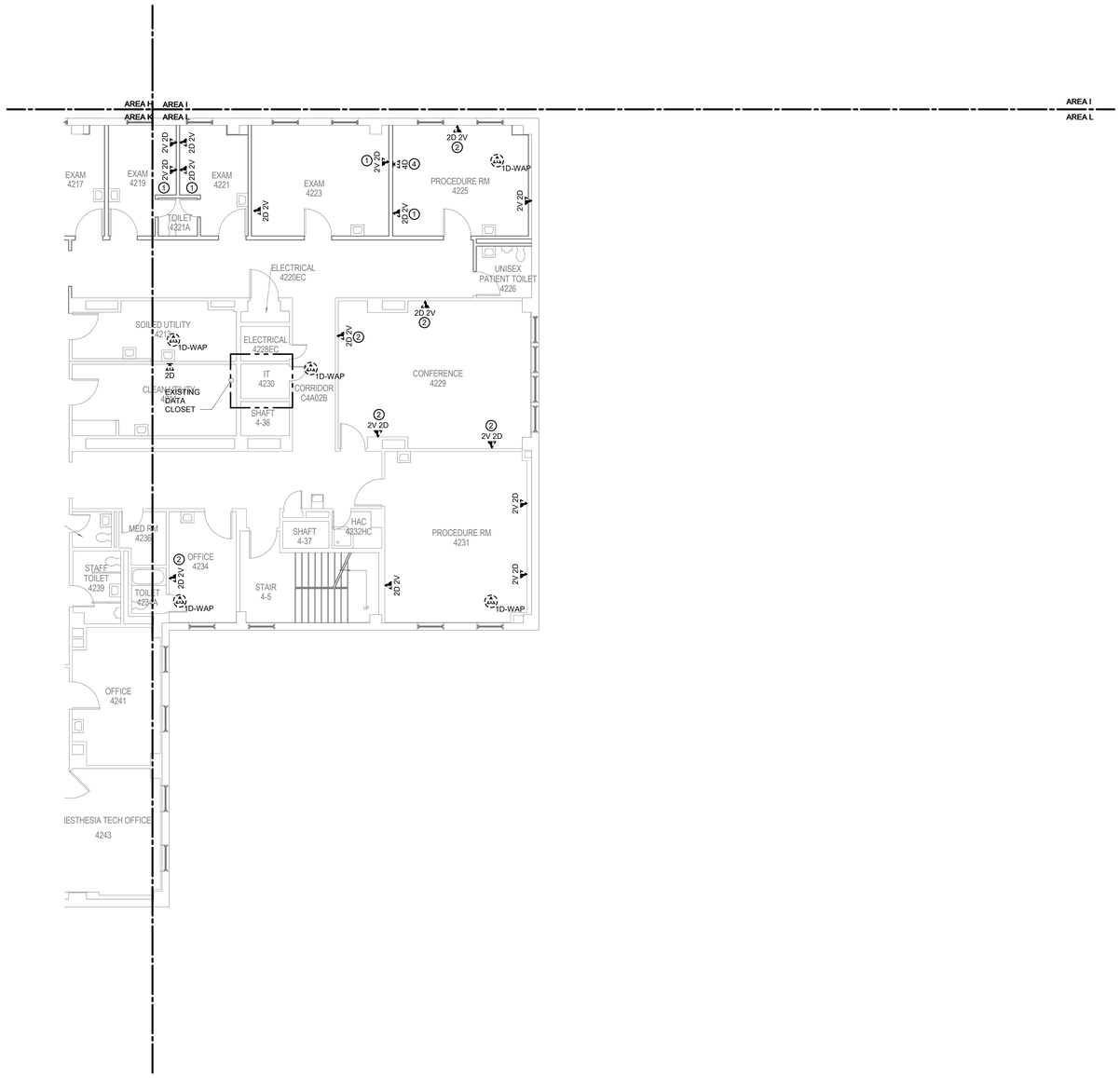

1 BUILDING 111 FOURTH FLOOR DEMOLITION PLAN - TECHNOLOGY - AREA L

1/8" = 1'-0"

TRUE NORTH
PLAN NORTH

35% SCHEMATIC DESIGN SUBMISSION	5.17.21
65% DESIGN DEVELOPMENT SUBMISSION	6.15.21
65% DESIGN DEVELOPMENT RESUBMISSION	8.25.21
Revisions:	Date:

CONSULTANT

IMEG
The FUTURE. Built Smarter www.imegcorp.com
15 SUNNEN DRIVE
SUITE 104
ST. LOUIS, MO 63143
P: 314.645.1132 F: 314.645.1173
PROJECT #18004375.03

ARCHITECT/ENGINEER OF RECORD

Romanyk Consulting
Focusing on what matters
Romanyk Consulting Corp. www.romanykconsulting.com
3308 Preston Road, Suite 350-164, Plano, Texas 75093

STAMP

REGISTERED COMMUNICATIONS DISTRIBUTION DESIGNER
Bicsi
DAVID LARSON
BICSI ID # 105098
EXPIRES 12-31-25
RCDD

Office of Construction and Facilities Management
VA U.S. Department of Veterans Affairs

Drawing Title BUILDING 111 FOURTH FLOOR DEMO PLAN - TECHNOLOGY - AREA L

Approved:

Phase FINAL BID DOCUMENTS

Sprinklered FULLY SPRINKLERED

Project Title EHRM INFRASTRUCTURE UPGRADES - MILWAUKEE, WI

Location 5000 W. NATIONAL AVENUE MILWAUKEE, WI

Issue Date SEPTEMBER 05, 2025 | **Checked** PHINIE | **Drawn** MAIBEJ

Project Number 695-21-700

Building Number 111

Drawing Number 111-TD1104L

VA FORM 08 - 6231

Autodesk Docs://OCFM East - Milwaukee EHRM (R24)/T24_18004375.03_VA MilwEHRM_C.rvt

9/3/2025 3:59:23 PM

NOTES:

1. UNLESS NOTED OTHERWISE, ALL NURSE CALL AND SECURITY EQUIPMENT IN EXISTING DATA CLOSETS SHALL REMAIN. PROTECT IN PLACE.

KEYNOTES: #

1. EXISTING DATA CLOSET/COMPUTER ROOM TO BE CONVERTED TO NEW TR.

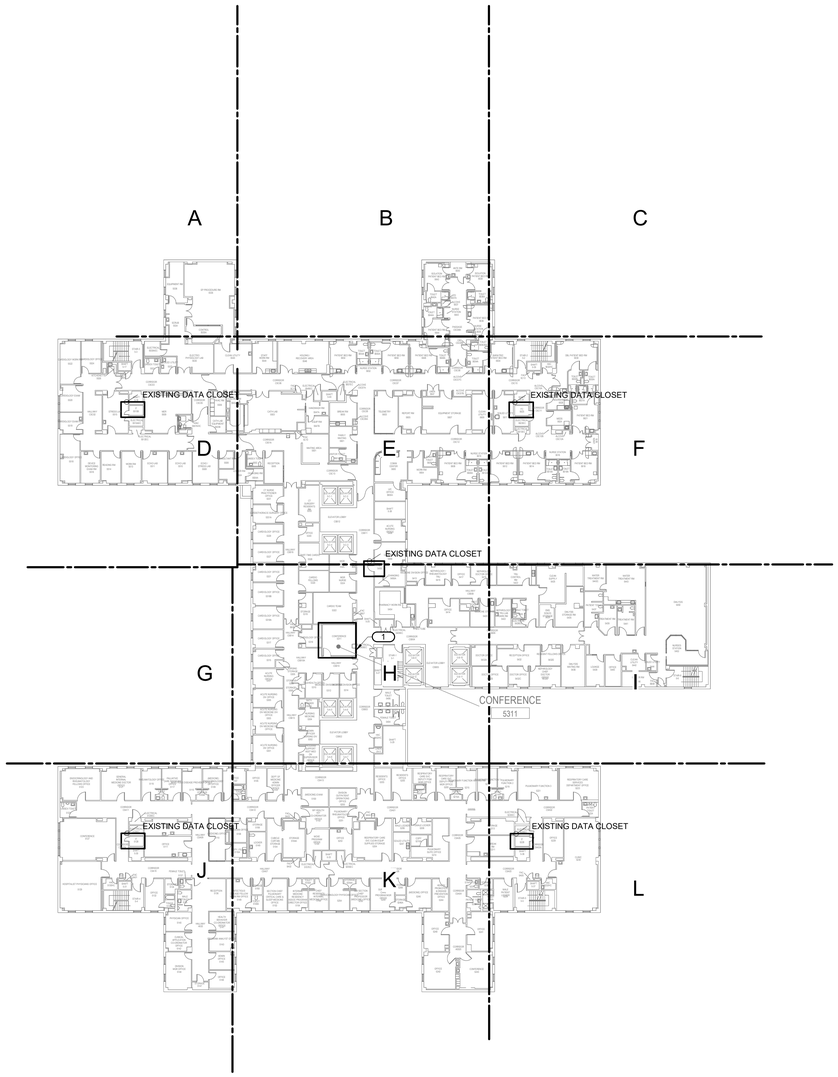

1 BUILDING 111 FIFTH FLOOR OVERALL DEMOLITION PLAN - TECHNOLOGY

1" = 30'-0"

TRUE NORTH
PLAN NORTH

0' 15' 30' 60'
Graphic Scale : 1" = 30'-0"

Revisions:	Date:
35% SCHEMATIC DESIGN SUBMISSION	5.17.21
65% DESIGN DEVELOPMENT SUBMISSION	6.15.21
65% DESIGN DEVELOPMENT RESUBMISSION	8.25.21

CONSULTANT

IMEG
The FUTURE. Built Smarter. www.imegcorp.com
15 SUNNEN DRIVE
SUITE 104
ST. LOUIS, MO 63143
P: 314.645.1132 F: 314.645.1173
PROJECT #18004375.03

ARCHITECT/ENGINEER OF RECORD

Romanyk Consulting
Focusing on what matters
Romanyk Consulting Corp. www.romanykconsulting.com
3308 Preston Road, Suite 350-164, Plano, Texas 75093

STAMP

REGISTERED COMMUNICATIONS DISTRIBUTION DESIGNER
Bicsi
DAVID LARSON
BICSI ID # 106098
EXPIRES 12-31-25
RCDD

Office of Construction and Facilities Management

VA U.S. Department of Veterans Affairs

Drawing Title	BUILDING 111 FIFTH FLOOR OVERALL DEMO PLAN - TECHNOLOGY
Approved:	
Phase	FINAL BID DOCUMENTS
Sprinklered	FULLY SPRINKLERED
Project Title	EHRM INFRASTRUCTURE UPGRADES - MILWAUKEE, WI
Location	5000 W. NATIONAL AVENUE MILWAUKEE, WI
Issue Date	SEPTEMBER 05, 2025
Checked	PHINIE
Drawn	MAIBEJ
Project Number	695-21-700
Building Number	111
Drawing Number	111-TD1105

VA FORM 08 - 6231

Autodesk Docs://OCFM East - Milwaukee EHRM /R24/T24_18004375.03_VA MilwEHRM_C.rvt

9/3/2025 3:59:24 PM

SHEET NOTES:

1. REMOVE ALL NETWORK CABLING TO POINTS OF TERMINATION IN ASSOCIATED TELECOM ROOMS. REFER TO FLOOR PLANS AND SHEET T1001 FOR TR ROOM LOCATIONS.
2. REFER TO ARCHITECTURAL PHASING PLANS FOR WHEN EXISTING CABLING IS ALLOWED TO BE DEMOLISHED.
3. FOR ALL EXISTING WIRELESS ACCESS POINTS AND SURVEILLANCE CAMERAS, DEVICES SHALL REMAIN. SCOPE OF WORK INCLUDES CABLE REPLACEMENT ONLY. COORDINATE WITH COR FOR ANY DOWNTIME OF DEVICES.
4. EXISTING LOCATIONS OF WORK AREA OUTLETS SHOWN ON THIS SHEET MAY NOT NECESSARILY BE IN THE EXACT LOCATION AS IDENTIFIED.
5. UNLESS NOTED OTHERWISE, ALL NURSE CALL AND SECURITY EQUIPMENT IN EXISTING DATA CLOSETS SHALL REMAIN. PROTECT IN PLACE.

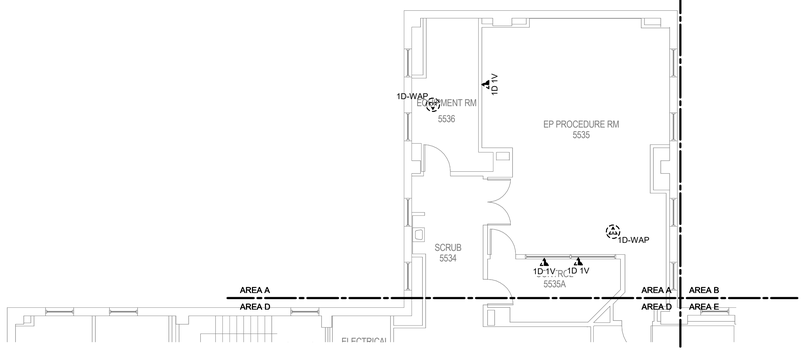

1 **BUILDING 111 FIFTH FLOOR DEMOLITION PLAN - TECHNOLOGY - AREA A**
1/8" = 1'-0"

TRUE NORTH
PLAN NORTH

Revisions:	Date:
35% SCHEMATIC DESIGN SUBMISSION	5.17.21
65% DESIGN DEVELOPMENT SUBMISSION	6.15.21
65% DESIGN DEVELOPMENT RESUBMISSION	8.25.21

CONSULTANT

IMEG
The FUTURE. Built Smarter www.imegcorp.com
15 SUNNEN DRIVE
SUITE 104
ST. LOUIS, MO 63143
P: 314.645.1132 F: 314.645.1173
PROJECT #180043750.03

ARCHITECT/ENGINEER OF RECORD

Romanyk Consulting
Focusing on what matters
Romanyk Consulting Corp. www.romanykconsulting.com
3308 Preston Road, Suite 350-164, Plano, Texas 75093

STAMP

REGISTERED COMMUNICATIONS DISTRIBUTION DESIGNER
Bicsi
DAVID LARSON
BICSI ID # 106098
Expires 12-31-25
RCDD

Office of Construction and Facilities Management

VA U.S. Department of Veterans Affairs

Drawing Title BUILDING 111 FIFTH FLOOR DEMO PLAN - TECHNOLOGY - AREA A	**Phase** FINAL BID DOCUMENTS	**Project Title** EHRM INFRASTRUCTURE UPGRADES - MILWAUKEE, WI	**Project Number** 695-21-700
			Building Number 111
Approved:	**Sprinklered** FULLY SPRINKLERED	**Location** 5000 W. NATIONAL AVENUE MILWAUKEE, WI	**Drawing Number** 111-TD1105A
		Issue Date SEPTEMBER 05, 2025 / **Checked** PHINIE / **Drawn** MAIBEJ	

VA FORM 08 - 6231

Autodesk Docs://OCFM East - Milwaukee EHRM (R24)/T24_180043750.03_VA MilwEHRM_C.rvt
9/3/2025 3:59:28 PM

SHEET NOTES:

1. REMOVE ALL NETWORK CABLING TO POINTS OF TERMINATION IN ASSOCIATED TELECOM ROOMS. REFER TO FLOOR PLANS AND SHEET T1001 FOR TR ROOM LOCATIONS.
2. REFER TO ARCHITECTURAL PHASING PLANS FOR WHEN EXISTING CABLING IS ALLOWED TO BE DEMOLISHED.
3. FOR ALL EXISTING WIRELESS ACCESS POINTS AND SURVEILLANCE CAMERAS, DEVICES SHALL REMAIN. SCOPE OF WORK INCLUDES CABLE REPLACEMENT ONLY. COORDINATE WITH COR FOR ANY DOWNTIME OF DEVICES.
4. EXISTING LOCATIONS OF WORK AREA OUTLETS SHOWN ON THIS SHEET MAY NOT NECESSARILY BE IN THE EXACT LOCATION AS IDENTIFIED.
5. UNLESS NOTED OTHERWISE, ALL NURSE CALL AND SECURITY EQUIPMENT IN EXISTING DATA CLOSETS SHALL REMAIN. PROTECT IN PLACE.

KEYNOTES: (#)

1. INFORMATION OUTLET FOR BIOMED, PROTECT IN PLACE.

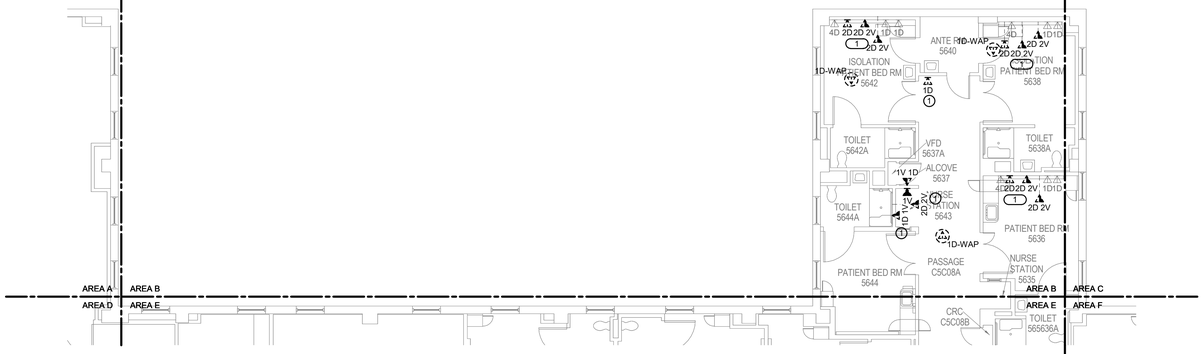

1 BUILDING 111 FIFTH FLOOR DEMOLITION PLAN - TECHNOLOGY - AREA B

1/8" = 1'-0"

TRUE NORTH
PLAN NORTH

35% SCHEMATIC DESIGN SUBMISSION	5.17.21
65% DESIGN DEVELOPMENT SUBMISSION	6.15.21
65% DESIGN DEVELOPMENT RESUBMISSION	8.25.21
Revisions:	Date:

CONSULTANT

IMEG
The FUTURE. Built Smarter. www.imegcorp.com
15 SUNNEN DRIVE
SUITE 104
ST. LOUIS, MO 63143
P: 314.645.1132 F: 314.645.1173
PROJECT #18004375.03

ARCHITECT/ENGINEER OF RECORD

Romanyk Consulting
Focusing on what matters
Romanyk Consulting Corp. www.romanykconsulting.com
3308 Preston Road, Suite 350-164, Plano, Texas 75093

STAMP

REGISTERED COMMUNICATIONS DISTRIBUTION DESIGNER
Bicsi
DAVID LARSON
BICSI ID # 105098
Expires 12-31-25
RCDD

Office of Construction and Facilities Management

VA U.S. Department of Veterans Affairs

Drawing Title BUILDING 111 FIFTH FLOOR DEMO PLAN - TECHNOLOGY - AREA B	**Phase** FINAL BID DOCUMENTS	**Project Title** EHRM INFRASTRUCTURE UPGRADES - MILWAUKEE, WI	**Project Number** 695-21-700
			Building Number 111
Approved:	**Sprinklered** FULLY SPRINKLERED	**Location** 5000 W. NATIONAL AVENUE MILWAUKEE, WI	**Drawing Number** 111-TD1105B
		Issue Date SEPTEMBER 05, 2025 / **Checked** PHINIE / **Drawn** MAIBEJ	

VA FORM 08 - 6231

Autodesk Docs://OCFM East - Milwaukee EHRM (R24)/T24_18004375.03_VA MilwEHRM_C.rvt
9/3/2025 3:59:27 PM

Graphic Scale: 1/16" = 1'-0"
Graphic Scale: 1/8" = 1'-0"
Graphic Scale: 3/32" = 1'-0"
Graphic Scale: 1/4" = 1'-0"
Graphic Scale: 3/8" = 1'-0"
Graphic Scale: 1/2" = 1'-0"
Graphic Scale: 3/4" = 1'-0"
Graphic Scale: 1" = 1'-0"
Graphic Scale: 1 1/2" = 1'-0"

SHEET NOTES:

1. REMOVE ALL NETWORK CABLING TO POINTS OF TERMINATION IN ASSOCIATED TELECOM ROOMS. REFER TO FLOOR PLANS AND SHEET T1001 FOR TR ROOM LOCATIONS.
2. REFER TO ARCHITECTURAL PHASING PLANS FOR WHEN EXISTING CABLING IS ALLOWED TO BE DEMOLISHED.
3. FOR ALL EXISTING WIRELESS ACCESS POINTS AND SURVEILLANCE CAMERAS, DEVICES SHALL REMAIN. SCOPE OF WORK INCLUDES CABLE REPLACEMENT ONLY. COORDINATE WITH COR FOR ANY DOWNTIME OF DEVICES.
4. EXISTING LOCATIONS OF WORK AREA OUTLETS SHOWN ON THIS SHEET MAY NOT NECESSARILY BE IN THE EXACT LOCATION AS IDENTIFIED.
5. UNLESS NOTED OTHERWISE, ALL NURSE CALL AND SECURITY EQUIPMENT IN EXISTING DATA CLOSETS SHALL REMAIN. PROTECT IN PLACE.

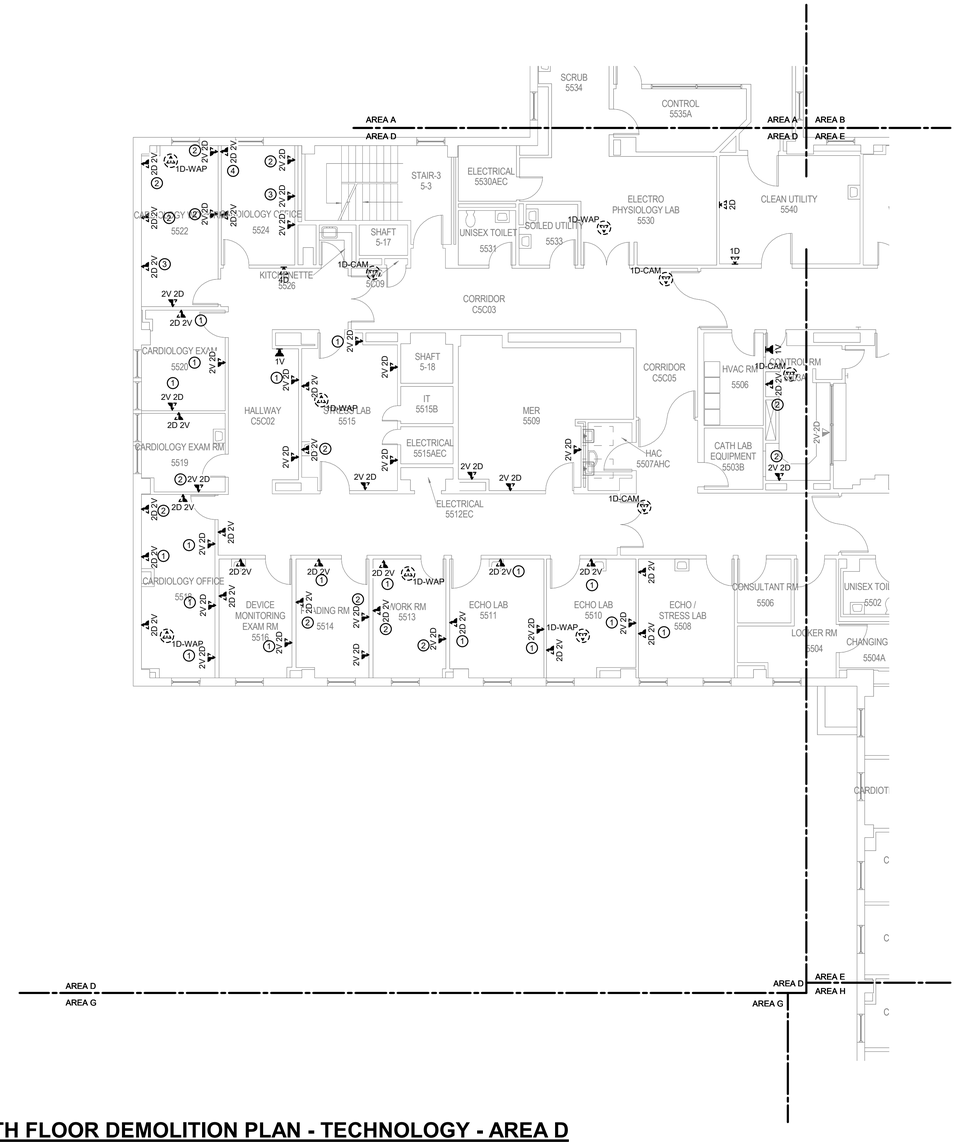

1 BUILDING 111 FIFTH FLOOR DEMOLITION PLAN - TECHNOLOGY - AREA D

1/8" = 1'-0"

TRUE NORTH
PLAN NORTH

35% SCHEMATIC DESIGN SUBMISSION	5.17.21
65% DESIGN DEVELOPMENT SUBMISSION	6.15.21
65% DESIGN DEVELOPMENT RESUBMISSION	8.25.21
Revisions:	Date:

CONSULTANT

IMEG
The FUTURE. Built Smarter www.imegcorp.com
15 SUNNEN DRIVE
SUITE 104
ST. LOUIS, MO 63143
P: 314.645.1132 F: 314.645.1173
PROJECT #18004375.03

ARCHITECT/ENGINEER OF RECORD

Romanyk Consulting
Focusing on what matters
Romanyk Consulting Corp. www.romanykconsulting.com
3308 Preston Road, Suite 350-164, Plano, Texas 75093

STAMP

REGISTERED COMMUNICATIONS DISTRIBUTION DESIGNER
Bicsi
DAVID LARSON
BICSI ID # 106098
EXPIRES 12-31-25
RCDD

Office of Construction and Facilities Management

VA U.S. Department of Veterans Affairs

Drawing Title
BUILDING 111 FIFTH FLOOR DEMO PLAN - TECHNOLOGY - AREA D

Approved:

Phase
FINAL BID DOCUMENTS

Sprinklered
FULLY SPRINKLERED

Project Title
EHRM INFRASTRUCTURE UPGRADES - MILWAUKEE, WI

Location
5000 W. NATIONAL AVENUE MILWAUKEE, WI

Issue Date	Checked	Drawn
SEPTEMBER 05, 2025	PHINIE	MAIBEJ

Project Number
695-21-700

Building Number
111

Drawing Number
111-TD1105D

VA FORM 08 - 6231

Autodesk Docs://OCFM East - Milwaukee EHRM (R24)/724_18004375.03_VA MilwEHRM_C.rvt

9/3/2025 3:59:28 PM

SHEET NOTES:

1. REMOVE ALL NETWORK CABLING TO POINTS OF TERMINATION IN ASSOCIATED TELECOM ROOMS. REFER TO FLOOR PLANS AND SHEET T1001 FOR TR ROOM LOCATIONS.
2. REFER TO ARCHITECTURAL PHASING PLANS FOR WHEN EXISTING CABLING IS ALLOWED TO BE DEMOLISHED.
3. FOR ALL EXISTING WIRELESS ACCESS POINTS AND SURVEILLANCE CAMERAS, DEVICES SHALL REMAIN. SCOPE OF WORK INCLUDES CABLE REPLACEMENT ONLY. COORDINATE WITH COR FOR ANY DOWNTIME OF DEVICES.
4. EXISTING LOCATIONS OF WORK AREA OUTLETS SHOWN ON THIS SHEET MAY NOT NECESSARILY BE IN THE EXACT LOCATION AS IDENTIFIED.
5. UNLESS NOTED OTHERWISE, ALL NURSE CALL AND SECURITY EQUIPMENT IN EXISTING DATA CLOSETS SHALL REMAIN. PROTECT IN PLACE.

KEYNOTES: (#)

1. INFORMATION OUTLET FOR BIOMED, PROTECT IN PLACE.

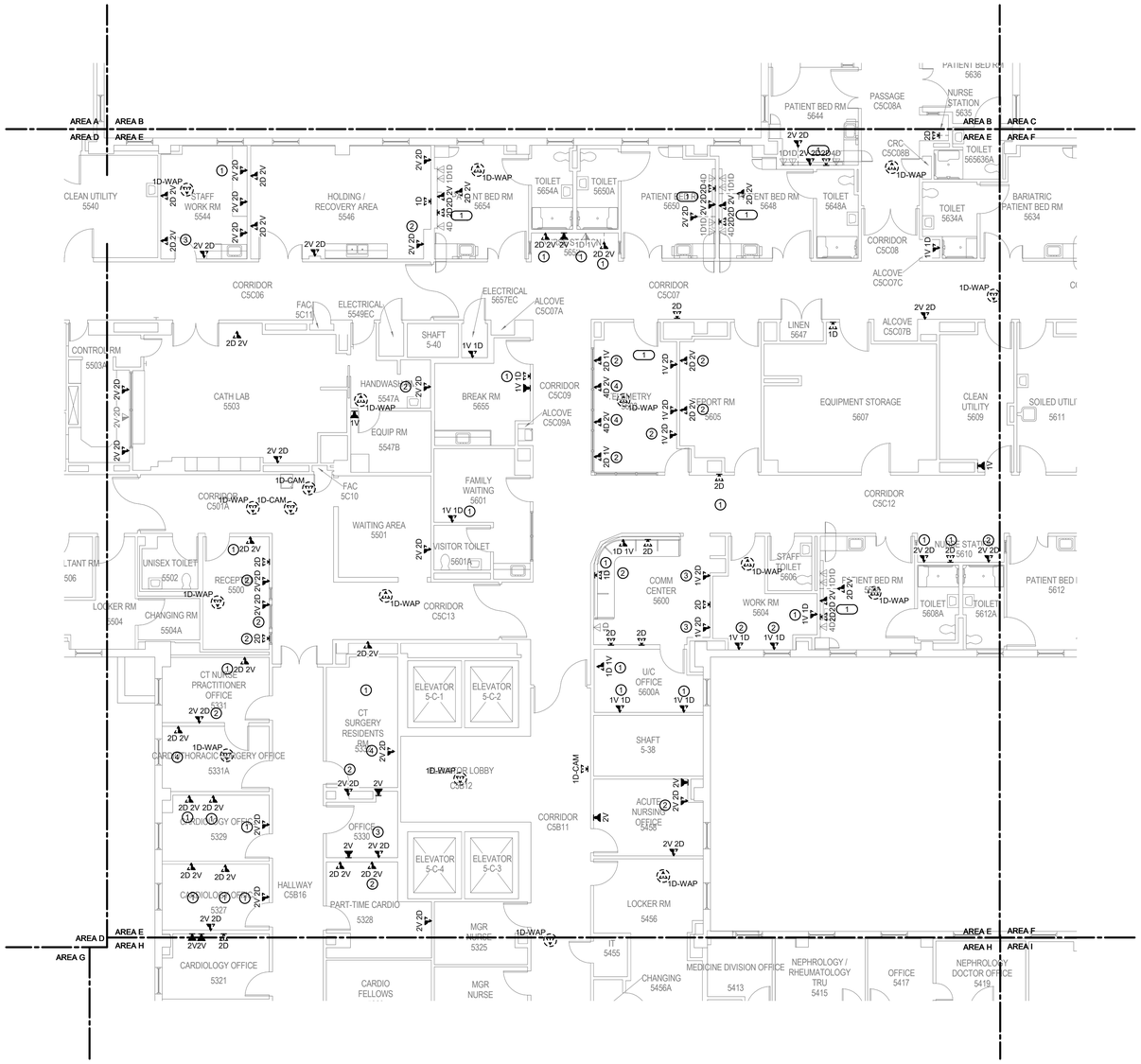

1 BUILDING 111 FIFTH FLOOR DEMOLITION PLAN - TECHNOLOGY - AREA E

1/8" = 1'-0"

TRUE NORTH
PLAN NORTH

Revisions:	Date:
35% SCHEMATIC DESIGN SUBMISSION	5.17.21
65% DESIGN DEVELOPMENT SUBMISSION	6.15.21
65% DESIGN DEVELOPMENT RESUBMISSION	8.25.21

CONSULTANT

IMEG
The FUTURE. Built Smarter www.imegcorp.com
15 SUNNEN DRIVE
SUITE 104
ST. LOUIS, MO 63143
P: 314.645.1132 F: 314.645.1173
PROJECT #18004375.03

ARCHITECT/ENGINEER OF RECORD

Romanyk Consulting
Focusing on what matters
Romanyk Consulting Corp. www.romanykconsulting.com
3308 Preston Road, Suite 350-164, Plano, Texas 75093

STAMP

REGISTERED COMMUNICATIONS DISTRIBUTION DESIGNER
Bicsi
DAVID LARSON
BICSI ID # 106098
Expires 12-31-25
RCDD

Office of Construction and Facilities Management

VA U.S. Department of Veterans Affairs

Drawing Title: BUILDING 111 FIFTH FLOOR DEMO PLAN - TECHNOLOGY - AREA E	Phase: FINAL BID DOCUMENTS	Project Title: EHRM INFRASTRUCTURE UPGRADES - MILWAUKEE, WI	Project Number: 695-21-700
			Building Number: 111
Approved:	Sprinklered: FULLY SPRINKLERED	Location: 5000 W. NATIONAL AVENUE MILWAUKEE, WI	Drawing Number: 111-TD1105E
		Issue Date: SEPTEMBER 05, 2025 / Checked: PHINIE / Drawn: MAIBEJ	

VA FORM 08 - 6231

9/3/2025 3:59:39 PM

Autodesk Docs://OCFM East - Milwaukee EHRM (R24)/T24_18004375.03_VA MilwEHRM_C.rvt

SHEET NOTES:

1. REMOVE ALL NETWORK CABLING TO POINTS OF TERMINATION IN ASSOCIATED TELECOM ROOMS. REFER TO FLOOR PLANS AND SHEET T1001 FOR TR ROOM LOCATIONS.
2. REFER TO ARCHITECTURAL PHASING PLANS FOR WHEN EXISTING CABLING IS ALLOWED TO BE DEMOLISHED.
3. FOR ALL EXISTING WIRELESS ACCESS POINTS AND SURVEILLANCE CAMERAS, DEVICES SHALL REMAIN. SCOPE OF WORK INCLUDES CABLE REPLACEMENT ONLY. COORDINATE WITH COR FOR ANY DOWNTIME OF DEVICES.
4. EXISTING LOCATIONS OF WORK AREA OUTLETS SHOWN ON THIS SHEET MAY NOT NECESSARILY BE IN THE EXACT LOCATION AS IDENTIFIED.
5. UNLESS NOTED OTHERWISE, ALL NURSE CALL AND SECURITY EQUIPMENT IN EXISTING DATA CLOSETS SHALL REMAIN. PROTECT IN PLACE.

KEYNOTES: (#)

1. INFORMATION OUTLET FOR BIOMED, PROTECT IN PLACE.



1 BUILDING 111 FIFTH FLOOR DEMOLITION PLAN - TECHNOLOGY - AREA F

1/8" = 1'-0"

TRUE NORTH
PLAN NORTH

Revisions:	Date:
35% SCHEMATIC DESIGN SUBMISSION	5.17.21
65% DESIGN DEVELOPMENT SUBMISSION	6.15.21
65% DESIGN DEVELOPMENT RESUBMISSION	8.25.21

CONSULTANT

IMEG
The FUTURE. Built Smarter. www.imegcorp.com
15 SUNNEN DRIVE
SUITE 104
ST. LOUIS, MO 63143
P: 314.645.1132 F: 314.645.1173
PROJECT #18004375.03

ARCHITECT/ENGINEER OF RECORD

Romanyk Consulting
Focusing on what matters
Romanyk Consulting Corp. www.romanykconsulting.com
3308 Preston Road, Suite 350-164, Plano, Texas 75093

STAMP

REGISTERED COMMUNICATIONS DISTRIBUTION DESIGNER
Bicsi
DAVID LARSON
BICSI ID # 105098
EXPIRES 12-31-25
RCDD

Office of Construction and Facilities Management

VA U.S. Department of Veterans Affairs

Drawing Title BUILDING 111 FIFTH FLOOR DEMO PLAN - TECHNOLOGY - AREA F	**Phase** FINAL BID DOCUMENTS	**Project Title** EHRM INFRASTRUCTURE UPGRADES - MILWAUKEE, WI	**Project Number** 695-21-700
Approved:	**Sprinklered** FULLY SPRINKLERED	**Location** 5000 W. NATIONAL AVENUE MILWAUKEE, WI	**Building Number** 111
		Issue Date SEPTEMBER 05, 2025 / **Checked** PHINIE / **Drawn** MAIBEJ	**Drawing Number** 111-TD1105F

VA FORM 08 - 6231

Autodesk Docs://OCFM East - Milwaukee EHRM (R24)/T24_18004375.03_VA MilwEHRM_C.rvt
9/3/2025 3:59:32 PM

SHEET NOTES:

1. REMOVE ALL NETWORK CABLING TO POINTS OF TERMINATION IN ASSOCIATED TELECOM ROOMS. REFER TO FLOOR PLANS AND SHEET T1001 FOR TR ROOM LOCATIONS.
2. REFER TO ARCHITECTURAL PHASING PLANS FOR WHEN EXISTING CABLING IS ALLOWED TO BE DEMOLISHED.
3. FOR ALL EXISTING WIRELESS ACCESS POINTS AND SURVEILLANCE CAMERAS, DEVICES SHALL REMAIN. SCOPE OF WORK INCLUDES CABLE REPLACEMENT ONLY. COORDINATE WITH COR FOR ANY DOWNTIME OF DEVICES.
4. EXISTING LOCATIONS OF WORK AREA OUTLETS SHOWN ON THIS SHEET MAY NOT NECESSARILY BE IN THE EXACT LOCATION AS IDENTIFIED.
5. UNLESS NOTED OTHERWISE, ALL NURSE CALL AND SECURITY EQUIPMENT IN EXISTING DATA CLOSETS SHALL REMAIN. PROTECT IN PLACE.

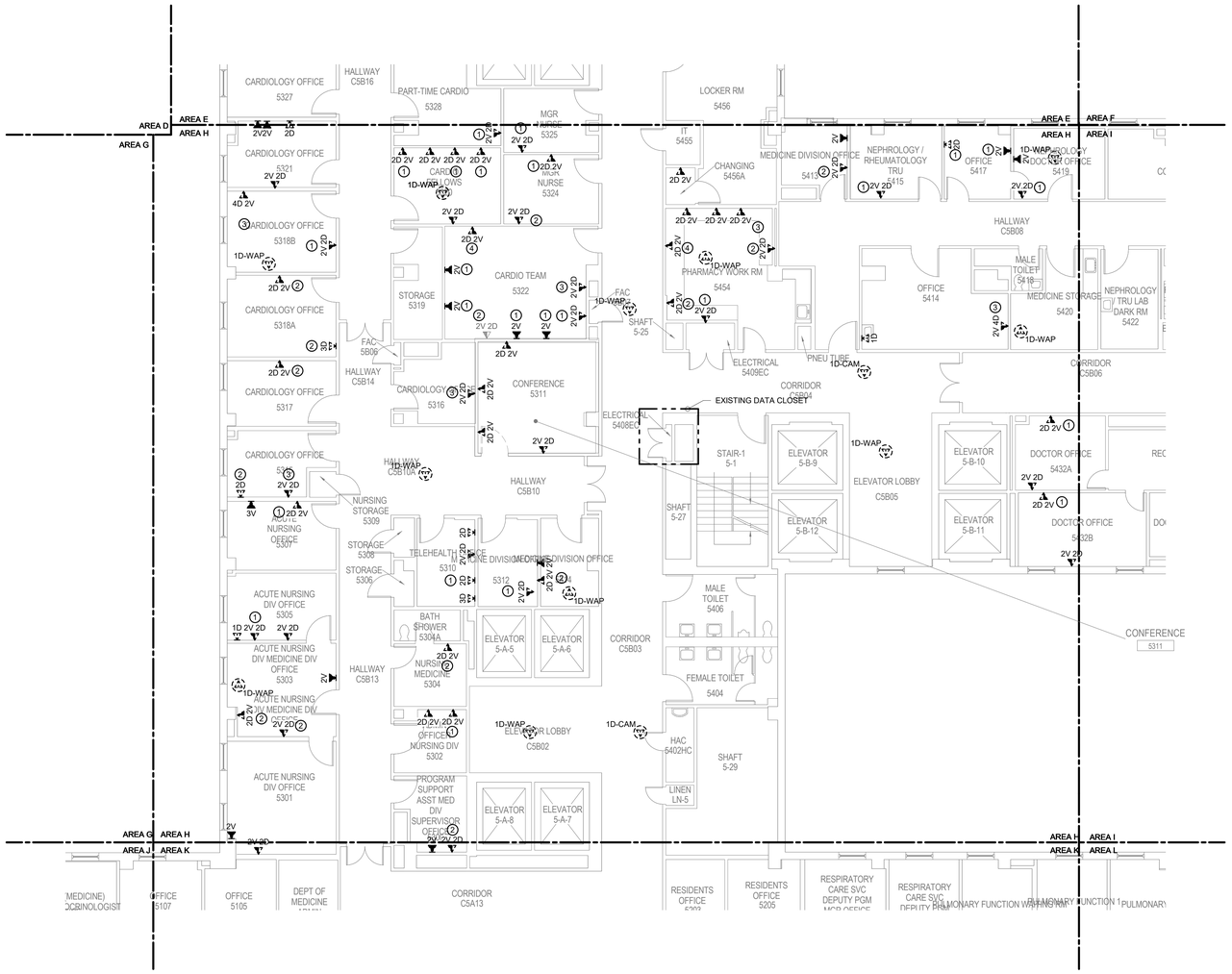

1 BUILDING 111 FIFTH FLOOR DEMOLITION PLAN - TECHNOLOGY - AREA H

1/8" = 1'-0"

TRUE NORTH
PLAN NORTH

35% SCHEMATIC DESIGN SUBMISSION	5.17.21
65% DESIGN DEVELOPMENT SUBMISSION	6.15.21
65% DESIGN DEVELOPMENT RESUBMISSION	8.25.21
Revisions:	Date:

CONSULTANT

IMEG
The FUTURE. Built Smarter. www.imegcorp.com
15 SUNNEN DRIVE
SUITE 104
ST. LOUIS, MO 63143
P: 314.645.1132 F: 314.645.1173
PROJECT #18004375.03

ARCHITECT/ENGINEER OF RECORD

Romanyk Consulting
Focusing on what matters
Romanyk Consulting Corp. www.romanykconsulting.com
3308 Preston Road, Suite 350-164, Plano, Texas 75093

STAMP

REGISTERED COMMUNICATIONS DISTRIBUTION DESIGNER
Bicsi
DAVID LARSON
BICSI ID # 106098
Expires 12-31-25
RCDD

Office of Construction and Facilities Management

VA U.S. Department of Veterans Affairs

Drawing Title
BUILDING 111 FIFTH FLOOR DEMO PLAN - TECHNOLOGY - AREA H

Approved:

Phase
FINAL BID DOCUMENTS

Sprinklered
FULLY SPRINKLERED

Project Title
EHRM INFRASTRUCTURE UPGRADES - MILWAUKEE, WI

Location
5000 W. NATIONAL AVENUE MILWAUKEE, WI

Issue Date SEPTEMBER 05, 2025
Checked PHINIE
Drawn MAIBEJ

Project Number 695-21-700
Building Number 111
Drawing Number 111-TD1105H

VA FORM 08 - 6231

Autodesk Docs://OCFM East - Milwaukee EHRM (R24)/T24_18004375.03_VA MilwEHRM_C.rvt
9/3/2025 3:59:34 PM

SHEET NOTES:

1. REMOVE ALL NETWORK CABLING TO POINTS OF TERMINATION IN ASSOCIATED TELECOM ROOMS. REFER TO FLOOR PLANS AND SHEET T1001 FOR TR ROOM LOCATIONS.
2. REFER TO ARCHITECTURAL PHASING PLANS FOR WHEN EXISTING CABLING IS ALLOWED TO BE DEMOLISHED.
3. FOR ALL EXISTING WIRELESS ACCESS POINTS AND SURVEILLANCE CAMERAS, DEVICES SHALL REMAIN. SCOPE OF WORK INCLUDES CABLE REPLACEMENT ONLY. COORDINATE WITH COR FOR ANY DOWNTIME OF DEVICES.
4. EXISTING LOCATIONS OF WORK AREA OUTLETS SHOWN ON THIS SHEET MAY NOT NECESSARILY BE IN THE EXACT LOCATION AS IDENTIFIED.
5. UNLESS NOTED OTHERWISE, ALL NURSE CALL AND SECURITY EQUIPMENT IN EXISTING DATA CLOSETS SHALL REMAIN. PROTECT IN PLACE.

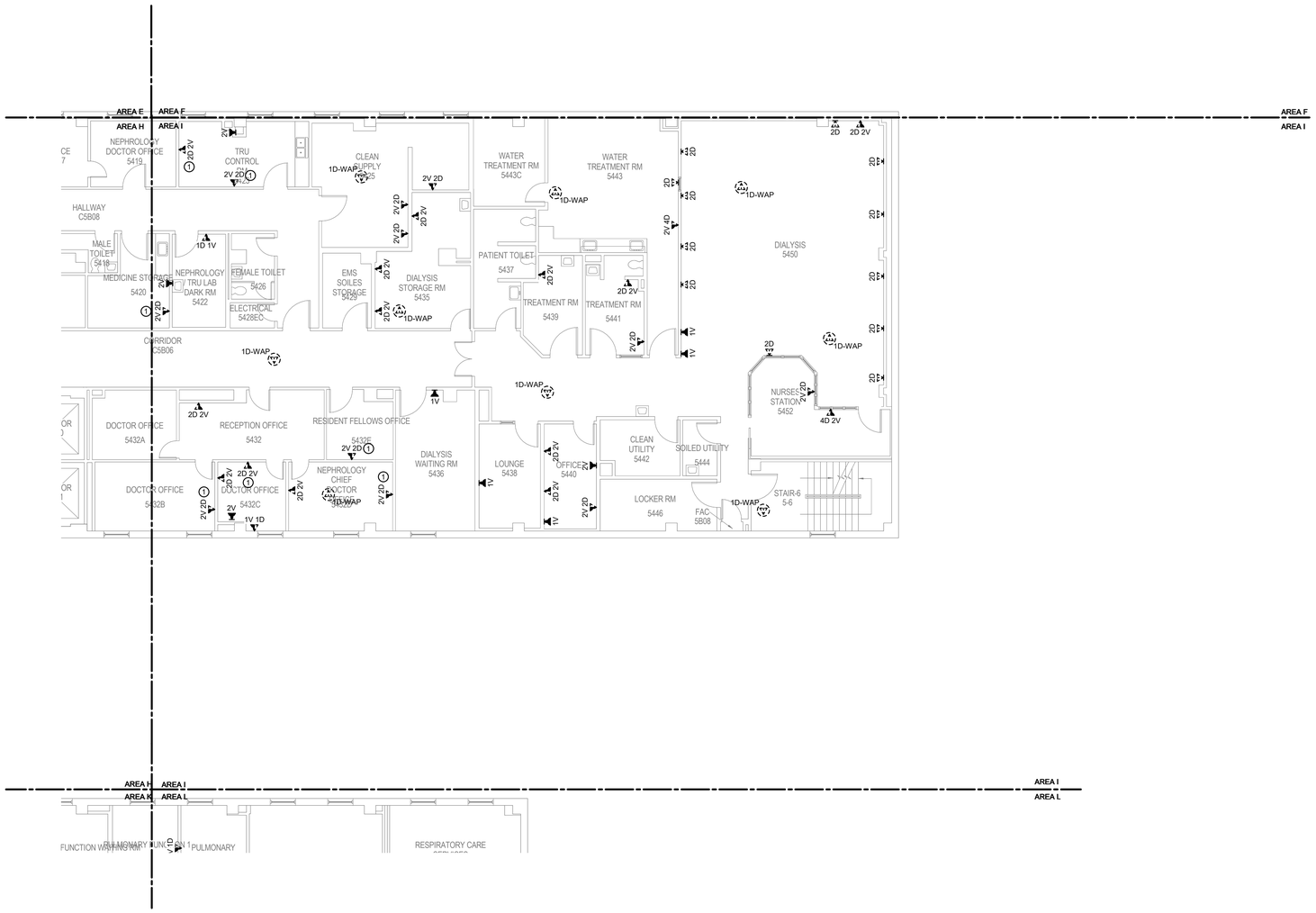

1 BUILDING 111 FIFTH FLOOR DEMOLITION PLAN - TECHNOLOGY - AREA I

1/8" = 1'-0"

TRUE NORTH
PLAN NORTH

Revisions:	Date:
35% SCHEMATIC DESIGN SUBMISSION	5.17.21
65% DESIGN DEVELOPMENT SUBMISSION	6.15.21
65% DESIGN DEVELOPMENT RESUBMISSION	8.25.21

CONSULTANT

IMEG
The FUTURE. Built Smarter www.imegcorp.com
15 SUNNEN DRIVE
SUITE 104
ST. LOUIS, MO 63143
P: 314.645.1132 F: 314.645.1173
PROJECT #18004375.03

ARCHITECT/ENGINEER OF RECORD

Romanyk Consulting
Focusing on what matters
Romanyk Consulting Corp. www.romanykconsulting.com
3308 Preston Road, Suite 350-164, Plano, Texas 75093

STAMP

REGISTERED COMMUNICATIONS DISTRIBUTION DESIGNER
Bicsi
DAVID LARSON
BICSI ID # 105098
EXPIRES 12-31-25
RCDD

Office of Construction and Facilities Management

VA U.S. Department of Veterans Affairs

Drawing Title BUILDING 111 FIFTH FLOOR DEMO PLAN - TECHNOLOGY - AREA I	**Phase** FINAL BID DOCUMENTS	**Project Title** EHRM INFRASTRUCTURE UPGRADES - MILWAUKEE, WI	**Project Number** 695-21-700
			Building Number 111
Approved:	**Sprinklered** FULLY SPRINKLERED	**Location** 5000 W. NATIONAL AVENUE MILWAUKEE, WI	**Drawing Number** 111-TD1105I
		Issue Date SEPTEMBER 05, 2025 / **Checked** PHINIE / **Drawn** MAIBEJ	

VA FORM 08 - 6231

Autodesk Docs://OCFM East - Milwaukee EHRM (R24)/T24_18004375.03_VA MilwEHRM_C.rvt
9/3/2025 3:59:38 PM

SHEET NOTES:

1. REMOVE ALL NETWORK CABLING TO POINTS OF TERMINATION IN ASSOCIATED TELECOM ROOMS. REFER TO FLOOR PLANS AND SHEET T1001 FOR TR ROOM LOCATIONS.
2. REFER TO ARCHITECTURAL PHASING PLANS FOR WHEN EXISTING CABLING IS ALLOWED TO BE DEMOLISHED.
3. FOR ALL EXISTING WIRELESS ACCESS POINTS AND SURVEILLANCE CAMERAS, DEVICES SHALL REMAIN. SCOPE OF WORK INCLUDES CABLE REPLACEMENT ONLY. COORDINATE WITH COR FOR ANY DOWNTIME OF DEVICES.
4. EXISTING LOCATIONS OF WORK AREA OUTLETS SHOWN ON THIS SHEET MAY NOT NECESSARILY BE IN THE EXACT LOCATION AS IDENTIFIED.
5. UNLESS NOTED OTHERWISE, ALL NURSE CALL AND SECURITY EQUIPMENT IN EXISTING DATA CLOSETS SHALL REMAIN. PROTECT IN PLACE.

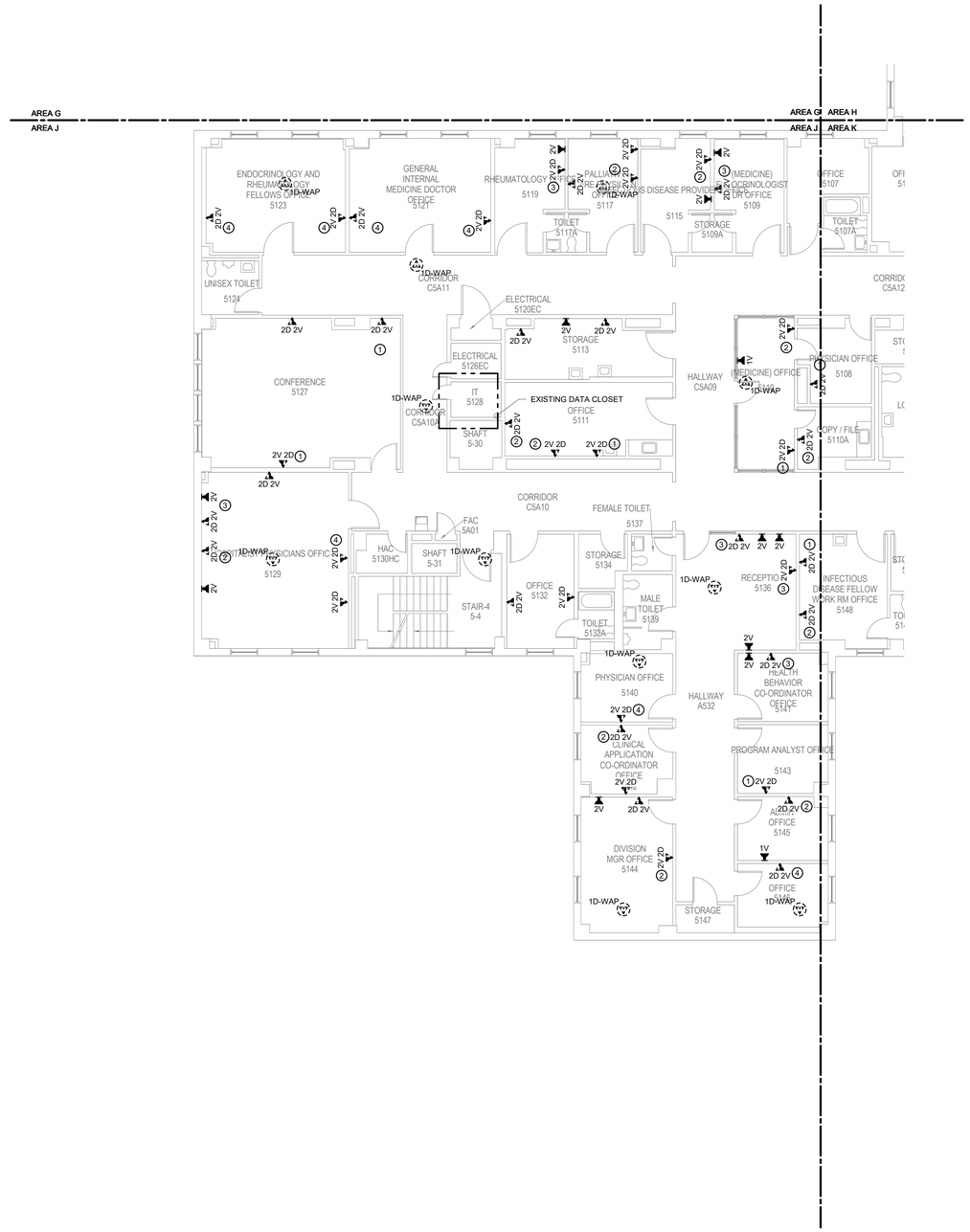

1 BUILDING 111 FIFTH FLOOR DEMOLITION PLAN - TECHNOLOGY - AREA J

1/8" = 1'-0"

TRUE NORTH
PLAN NORTH

Revisions:	Date:
35% SCHEMATIC DESIGN SUBMISSION	5.17.21
65% DESIGN DEVELOPMENT SUBMISSION	6.15.21
65% DESIGN DEVELOPMENT RESUBMISSION	8.25.21

CONSULTANT

IMEG
The FUTURE. Built Smarter. www.imegcorp.com
15 SUNNEN DRIVE
SUITE 104
ST. LOUIS, MO 63143
P: 314.645.1132 F: 314.645.1173
PROJECT #18004375.03

ARCHITECT/ENGINEER OF RECORD

Romanyk Consulting
Focusing on what matters
Romanyk Consulting Corp. www.romanykconsulting.com
3308 Preston Road, Suite 350-164, Plano, Texas 75093

STAMP

REGISTERED COMMUNICATIONS DISTRIBUTION DESIGNER
Bicsi
DAVID LARSON
BICSI ID # 105098
Expires 12-31-25
RCDD

Office of Construction and Facilities Management

VA U.S. Department of Veterans Affairs

Drawing Title: BUILDING 111 FIFTH FLOOR DEMO PLAN - TECHNOLOGY - AREA J	Phase: FINAL BID DOCUMENTS	Project Title: EHRM INFRASTRUCTURE UPGRADES - MILWAUKEE, WI	Project Number: 695-21-700
			Building Number: 111
Approved:	Sprinklered: FULLY SPRINKLERED	Location: 5000 W. NATIONAL AVENUE MILWAUKEE, WI	Drawing Number: 111-TD1105J
		Issue Date: SEPTEMBER 05, 2025 / Checked: PHINIE / Drawn: MAIBEJ	

VA FORM 08 - 6231

Autodesk Docs://OCFM East - Milwaukee EHRM (R24)/T24_18004375.03_VA MilwEHRM_C.rvt

9/3/2025 3:59:38 PM

Graphic Scale: 1/16" = 1'-0" 0' 8' 16' 32'
Graphic Scale: 1/8" = 1'-0" 0' 4' 8' 16'
Graphic Scale: 3/32" = 1'-0" 0' 8" 4" 1' 2'
Graphic Scale: 1/4" = 1'-0" 0' 1' 2' 4'
Graphic Scale: 3/8" = 1'-0" 0' 1' 2' 4'
Graphic Scale: 1/2" = 1'-0" 0' 1' 2' 4'
Graphic Scale: 3/4" = 1'-0" 0' 6" 1' 2'
Graphic Scale: 1" = 1'-0" 0' 6" 1' 2'
Graphic Scale: 1 1/2" = 1'-0" 0' 3" 6" 1' 1' 6"

SHEET NOTES:

1. REMOVE ALL NETWORK CABLING TO POINTS OF TERMINATION IN ASSOCIATED TELECOM ROOMS. REFER TO FLOOR PLANS AND SHEET T1001 FOR TR ROOM LOCATIONS.
2. REFER TO ARCHITECTURAL PHASING PLANS FOR WHEN EXISTING CABLING IS ALLOWED TO BE DEMOLISHED.
3. FOR ALL EXISTING WIRELESS ACCESS POINTS AND SURVEILLANCE CAMERAS, DEVICES SHALL REMAIN. SCOPE OF WORK INCLUDES CABLE REPLACEMENT ONLY. COORDINATE WITH COR FOR ANY DOWNTIME OF DEVICES.
4. EXISTING LOCATIONS OF WORK AREA OUTLETS SHOWN ON THIS SHEET MAY NOT NECESSARILY BE IN THE EXACT LOCATION AS IDENTIFIED.
5. UNLESS NOTED OTHERWISE, ALL NURSE CALL AND SECURITY EQUIPMENT IN EXISTING DATA CLOSETS SHALL REMAIN. PROTECT IN PLACE.

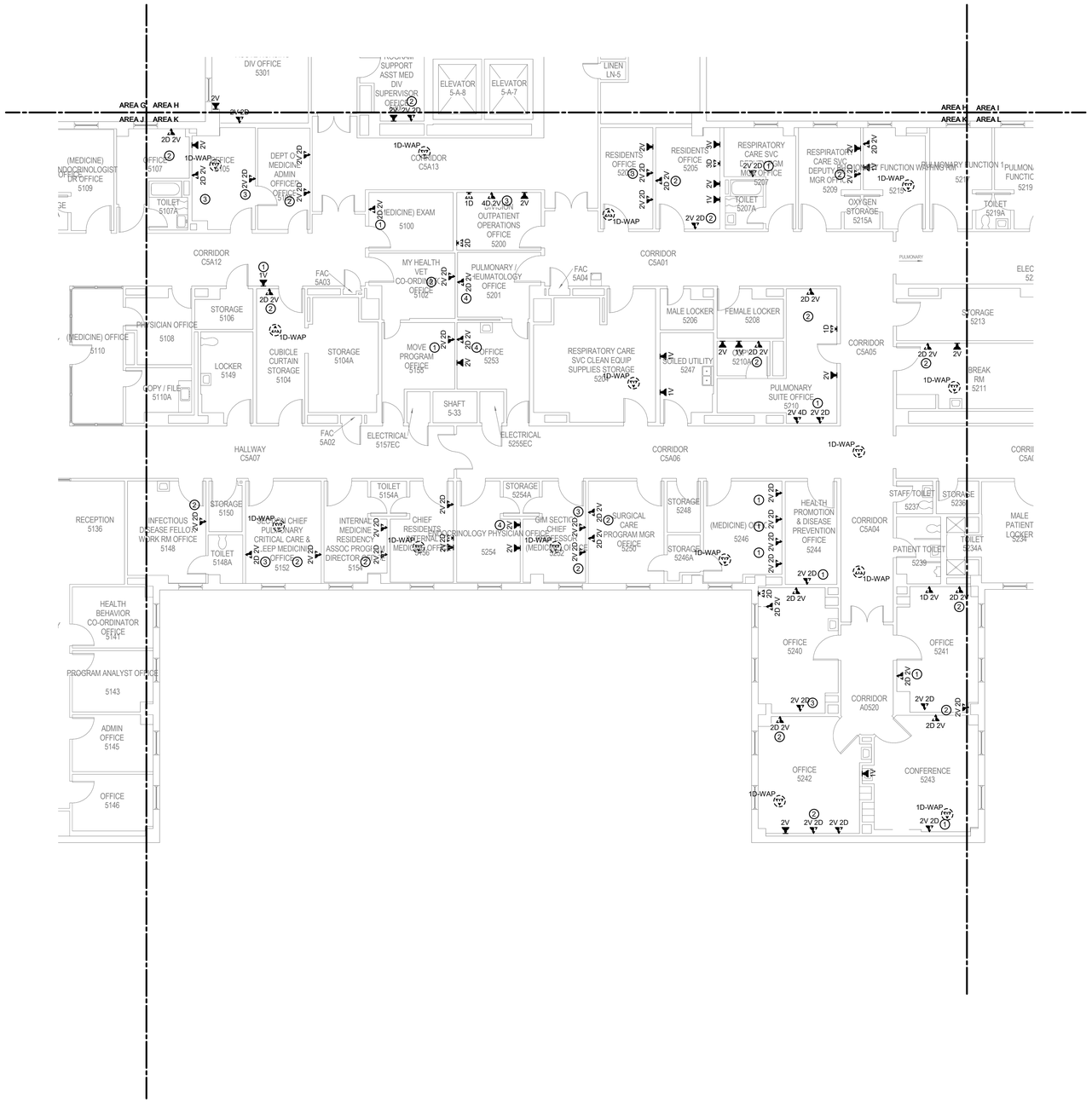

1 BUILDING 111 FIFTH FLOOR DEMOLITION PLAN - TECHNOLOGY - AREA K

1/8" = 1'-0"

TRUE NORTH
PLAN NORTH

35% SCHEMATIC DESIGN SUBMISSION	5.17.21
65% DESIGN DEVELOPMENT SUBMISSION	6.15.21
65% DESIGN DEVELOPMENT RESUBMISSION	8.25.21
Revisions:	Date:

CONSULTANT

IMEG
The FUTURE. Built Smarter www.imegcorp.com
15 SUNNEN DRIVE
SUITE 104
ST. LOUIS, MO 63143
P: 314.645.1132 F: 314.645.1173
PROJECT #18004375.03

ARCHITECT/ENGINEER OF RECORD

Romanyk Consulting
Focusing on what matters
Romanyk Consulting Corp. www.romanykconsulting.com
3308 Preston Road, Suite 350-164, Plano, Texas 75093

STAMP

REGISTERED COMMUNICATIONS DISTRIBUTION DESIGNER
Bicsi
DAVID LARSON
BICSI ID # 105098
EXPIRES 12-31-25
RCDD

Office of Construction and Facilities Management

VA U.S. Department of Veterans Affairs

Drawing Title: BUILDING 111 FIFTH FLOOR DEMO PLAN - TECHNOLOGY - AREA K	Phase: FINAL BID DOCUMENTS	Project Title: EHRM INFRASTRUCTURE UPGRADES - MILWAUKEE, WI	Project Number: 695-21-700
Approved:	Sprinklered: FULLY SPRINKLERED	Location: 5000 W. NATIONAL AVENUE MILWAUKEE, WI	Building Number: 111
		Issue Date: SEPTEMBER 05, 2025 / Checked: PHINIE / Drawn: MAIBEJ	Drawing Number: 111-TD1105K

VA FORM 08 - 6231

Autodesk Docs://OCFM East - Milwaukee EHRM (R24)/T24_18004375.03_VA MilwEHRM_C.rvt

9/3/2025 3:59:40 PM

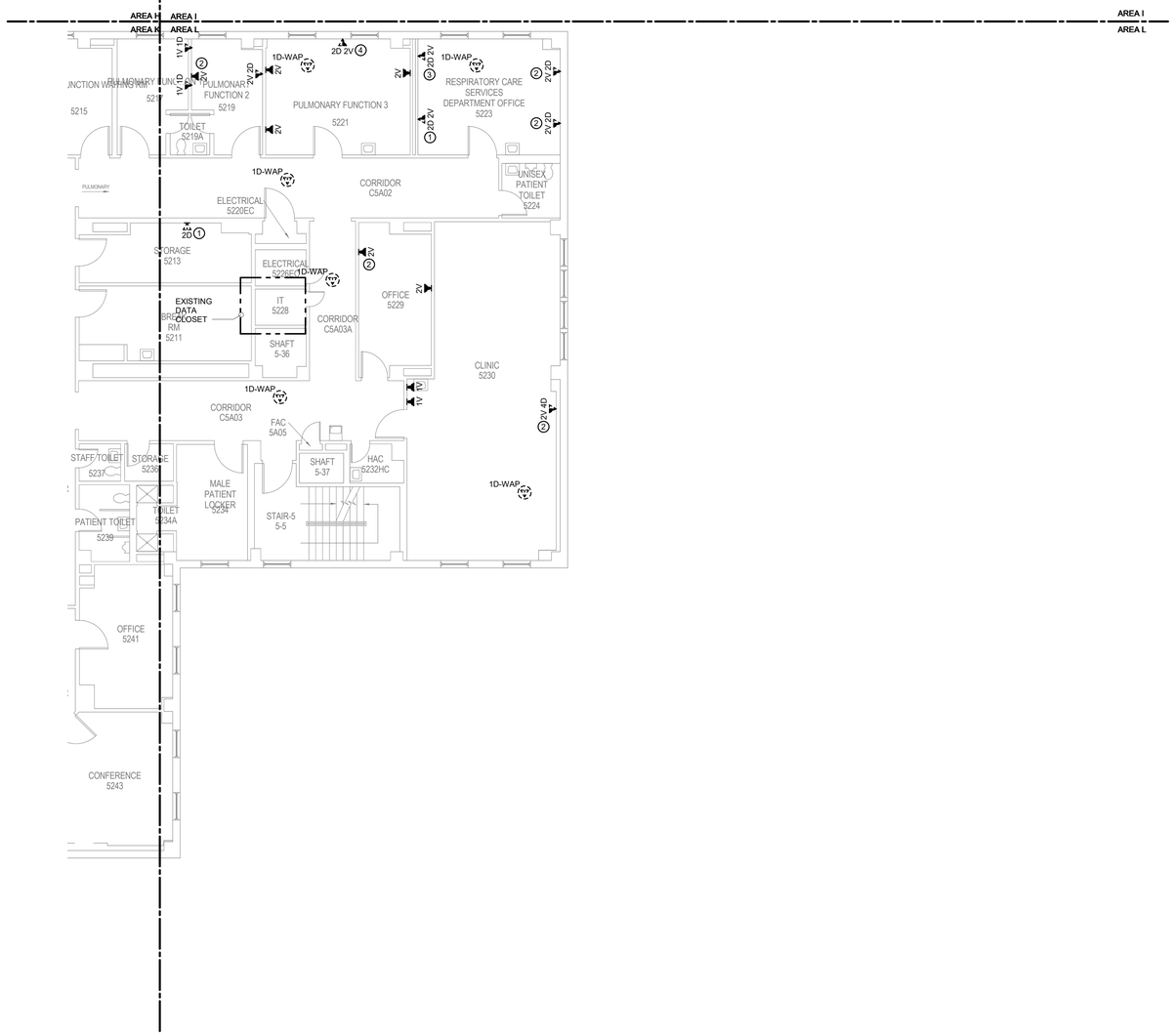

SHEET NOTES:

1. REMOVE ALL NETWORK CABLING TO POINTS OF TERMINATION IN ASSOCIATED TELECOM ROOMS. REFER TO FLOOR PLANS AND SHEET T1001 FOR TR ROOM LOCATIONS.
2. REFER TO ARCHITECTURAL PHASING PLANS FOR WHEN EXISTING CABLING IS ALLOWED TO BE DEMOLISHED.
3. FOR ALL EXISTING WIRELESS ACCESS POINTS AND SURVEILLANCE CAMERAS, DEVICES SHALL REMAIN. SCOPE OF WORK INCLUDES CABLE REPLACEMENT ONLY. COORDINATE WITH COR FOR ANY DOWNTIME OF DEVICES.
4. EXISTING LOCATIONS OF WORK AREA OUTLETS SHOWN ON THIS SHEET MAY NOT NECESSARILY BE IN THE EXACT LOCATION AS IDENTIFIED.
5. UNLESS NOTED OTHERWISE, ALL NURSE CALL AND SECURITY EQUIPMENT IN EXISTING DATA CLOSETS SHALL REMAIN. PROTECT IN PLACE.

1 BUILDING 111 FIFTH FLOOR DEMOLITION PLAN - TECHNOLOGY - AREA L

1/8" = 1'-0"

TRUE NORTH
PLAN NORTH

Revisions:	Date:
35% SCHEMATIC DESIGN SUBMISSION	5.17.21
65% DESIGN DEVELOPMENT SUBMISSION	6.15.21
65% DESIGN DEVELOPMENT RESUBMISSION	8.25.21

CONSULTANT

IMEG
The FUTURE. Built Smarter. www.imegcorp.com
15 SUNNEN DRIVE
SUITE 104
ST. LOUIS, MO 63143
P: 314.645.1132 F: 314.645.1173
PROJECT #18004375.03

ARCHITECT/ENGINEER OF RECORD

Romanyk Consulting
Focusing on what matters
Romanyk Consulting Corp. www.romanykconsulting.com
3308 Preston Road, Suite 350-164, Plano, Texas 75093

STAMP

REGISTERED COMMUNICATIONS DISTRIBUTION DESIGNER
Bicsi
DAVID LARSON
BICSI ID # 106098
Expires 12-31-25
RCDD

Office of Construction and Facilities Management

VA U.S. Department of Veterans Affairs

Drawing Title: BUILDING 111 FIFTH FLOOR DEMO PLAN - TECHNOLOGY - AREA L

Approved:

Phase: FINAL BID DOCUMENTS

Sprinklered: FULLY SPRINKLERED

Project Title: EHRM INFRASTRUCTURE UPGRADES - MILWAUKEE, WI

Location: 5000 W. NATIONAL AVENUE MILWAUKEE, WI

Issue Date: SEPTEMBER 05, 2025 | Checked: PHINIE | Drawn: MAIBEJ

Project Number: 695-21-700

Building Number: 111

Drawing Number: 111-TD1105L

VA FORM 08 - 6231

Autodesk Docs://OCFM East - Milwaukee EHRM (R24)/T24_18004375.03_VA MilwEHRM_C.rvt

9/3/2025 3:59:42 PM

NOTES:

1. UNLESS NOTED OTHERWISE, ALL NURSE CALL AND SECURITY EQUIPMENT IN EXISTING DATA CLOSETS SHALL REMAIN. PROTECT IN PLACE.

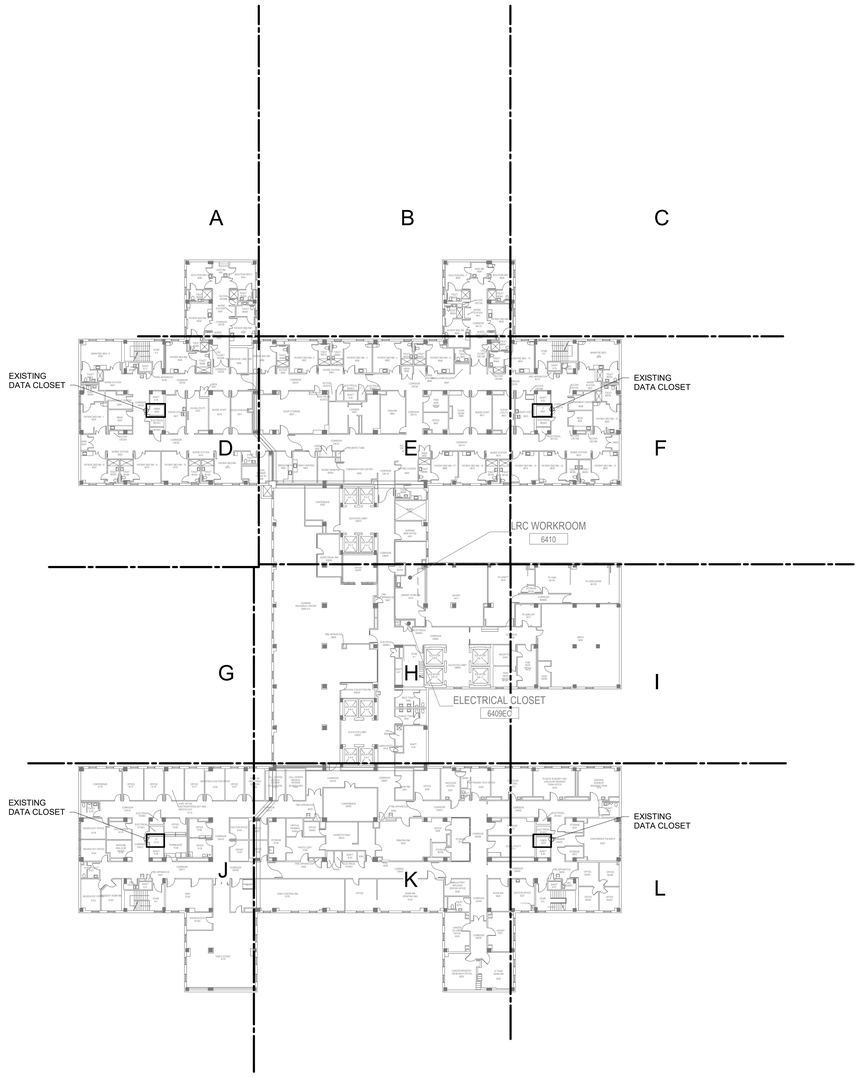

1 BUILDING 111 SIXTH FLOOR OVERALL DEMOLITION PLAN - TECHNOLOGY

1" = 30'-0"

TRUE NORTH
PLAN NORTH

0' 15' 30' 60'
Graphic Scale : 1" = 30'-0"

35% SCHEMATIC DESIGN SUBMISSION	5.17.21
65% DESIGN DEVELOPMENT SUBMISSION	6.15.21
65% DESIGN DEVELOPMENT RESUBMISSION	8.25.21
Revisions:	Date:

CONSULTANT

IMEG
The FUTURE. Built Smarter www.imegcorp.com
15 SUNNEN DRIVE
SUITE 104
ST. LOUIS, MO 63143
P: 314.645.1132 F: 314.645.1173
PROJECT #18004375.03

ARCHITECT/ENGINEER OF RECORD

Romanyk Consulting
Focusing on what matters
Romanyk Consulting Corp. www.romanykconsulting.com
3308 Preston Road, Suite 350-164, Plano, Texas 75093

STAMP

REGISTERED COMMUNICATIONS DISTRIBUTION DESIGNER
Bicsi
DAVID LARSON
BICSI ID # 106098
EXPIRES 12-31-25
RCDD

Office of Construction and Facilities Management

VA U.S. Department of Veterans Affairs

Drawing Title: BUILDING 111 SIXTH FLOOR OVERALL DEMO PLAN - TECHNOLOGY	Phase: FINAL BID DOCUMENTS	Project Title: EHRM INFRASTRUCTURE UPGRADES - MILWAUKEE, WI	Project Number: 695-21-700
Approved:	Sprinklered: FULLY SPRINKLERED	Location: 5000 W. NATIONAL AVENUE MILWAUKEE, WI	Building Number: 111
		Issue Date: SEPTEMBER 05, 2025 / Checked: PHINIE / Drawn: MAIBEJ	Drawing Number: 111-TD1106

VA FORM 08 - 6231

Autodesk Docs://OCFM East - Milwaukee EHRM (R24)/724_18004375.03_VA MilwEHRM_C.rvt
9/3/2025 3:59:43 PM

SHEET NOTES:

1. REMOVE ALL NETWORK CABLING TO POINTS OF TERMINATION IN ASSOCIATED TELECOM ROOMS. REFER TO FLOOR PLANS AND SHEET T1001 FOR TR ROOM LOCATIONS.
2. REFER TO ARCHITECTURAL PHASING PLANS FOR WHEN EXISTING CABLING IS ALLOWED TO BE DEMOLISHED.
3. FOR ALL EXISTING WIRELESS ACCESS POINTS AND SURVEILLANCE CAMERAS, DEVICES SHALL REMAIN. SCOPE OF WORK INCLUDES CABLE REPLACEMENT ONLY. COORDINATE WITH COR FOR ANY DOWNTIME OF DEVICES.
4. EXISTING LOCATIONS OF WORK AREA OUTLETS SHOWN ON THIS SHEET MAY NOT NECESSARILY BE IN THE EXACT LOCATION AS IDENTIFIED.
5. UNLESS NOTED OTHERWISE, ALL NURSE CALL AND SECURITY EQUIPMENT IN EXISTING DATA CLOSETS SHALL REMAIN. PROTECT IN PLACE.

KEYNOTES: (#)

1. INFORMATION OUTLET FOR BIOMED, PROTECT IN PLACE.

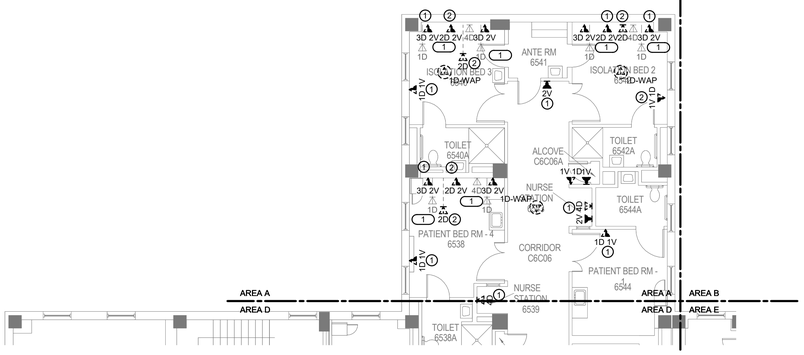

1 BUILDING 111 SIXTH FLOOR DEMOLITION PLAN - TECHNOLOGY - AREA A

1/8" = 1'-0"

TRUE NORTH
PLAN NORTH

35% SCHEMATIC DESIGN SUBMISSION	5.17.21
65% DESIGN DEVELOPMENT SUBMISSION	6.15.21
65% DESIGN DEVELOPMENT RESUBMISSION	8.25.21
Revisions:	Date:

CONSULTANT

IMEG
The FUTURE. Built Smarter. www.imegcorp.com
15 SUNNEN DRIVE
SUITE 104
ST. LOUIS, MO 63143
P: 314.645.1132 F: 314.645.1173
PROJECT #180043750.03

ARCHITECT/ENGINEER OF RECORD

Romanyk Consulting
Focusing on what matters
Romanyk Consulting Corp. www.romanykconsulting.com
3308 Preston Road, Suite 350-164, Plano, Texas 75093

STAMP

REGISTERED COMMUNICATIONS DISTRIBUTION DESIGNER
Bicsi
DAVID LARSON
BICSI ID # 106098
Expires 12.30.25
RCDD

Office of Construction and Facilities Management

VA U.S. Department of Veterans Affairs

Drawing Title
BUILDING 111 SIXTH FLOOR DEMO PLAN - TECHNOLOGY - AREA A

Approved:

Phase
FINAL BID DOCUMENTS

Sprinklered
FULLY SPRINKLERED

Project Title
EHRM INFRASTRUCTURE UPGRADES - MILWAUKEE, WI

Location
5000 W. NATIONAL AVENUE MILWAUKEE, WI

Issue Date SEPTEMBER 05, 2025
Checked PHINIE
Drawn MAIBEJ

Project Number 695-21-700
Building Number 111
Drawing Number 111-TD1106A

Graphic Scale: 1/8" = 1'-0"
Graphic Scale: 1/16" = 1'-0"
Graphic Scale: 3/32" = 1'-0"
Graphic Scale: 1/4" = 1'-0"
Graphic Scale: 3/8" = 1'-0"
Graphic Scale: 1/2" = 1'-0"
Graphic Scale: 3/4" = 1'-0"
Graphic Scale: 1" = 1'-0"
Graphic Scale: 1 1/2" = 1'-0"

9/3/2025 3:59:45 PM
Autodesk Docs://OCFM East - Milwaukee EHRM (R24)/T24_180043750.03_VA MilwEHRM_C.rvt

VA FORM 08 - 6231

SHEET NOTES:

1. REMOVE ALL NETWORK CABLING TO POINTS OF TERMINATION IN ASSOCIATED TELECOM ROOMS. REFER TO FLOOR PLANS AND SHEET T1001 FOR TR ROOM LOCATIONS.
2. REFER TO ARCHITECTURAL PHASING PLANS FOR WHEN EXISTING CABLING IS ALLOWED TO BE DEMOLISHED.
3. FOR ALL EXISTING WIRELESS ACCESS POINTS AND SURVEILLANCE CAMERAS, DEVICES SHALL REMAIN. SCOPE OF WORK INCLUDES CABLE REPLACEMENT ONLY. COORDINATE WITH COR FOR ANY DOWNTIME OF DEVICES.
4. EXISTING LOCATIONS OF WORK AREA OUTLETS SHOWN ON THIS SHEET MAY NOT NECESSARILY BE IN THE EXACT LOCATION AS IDENTIFIED.
5. UNLESS NOTED OTHERWISE, ALL NURSE CALL AND SECURITY EQUIPMENT IN EXISTING DATA CLOSETS SHALL REMAIN. PROTECT IN PLACE.

KEYNOTES: (#)

1. INFORMATION OUTLET FOR BIOMED, PROTECT IN PLACE.

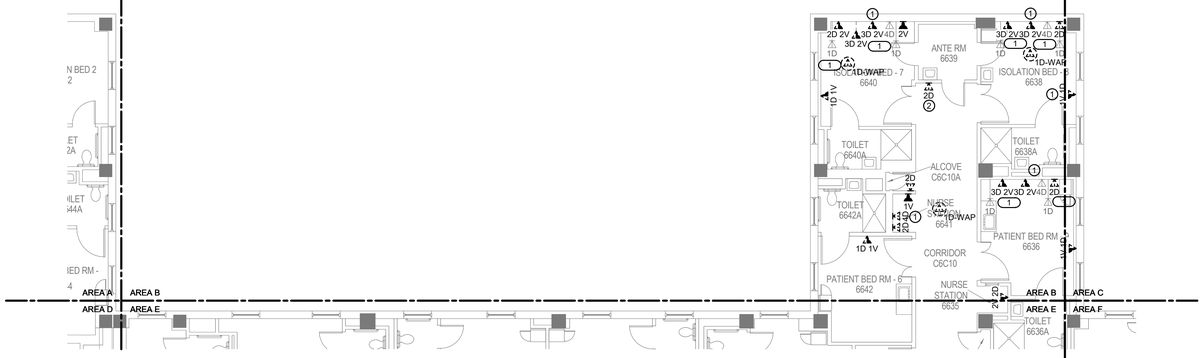

1 BUILDING 111 SIXTH FLOOR DEMOLITION PLAN - TECHNOLOGY - AREA B

1/8" = 1'-0"

TRUE NORTH
PLAN NORTH

35% SCHEMATIC DESIGN SUBMISSION	5.17.21
65% DESIGN DEVELOPMENT SUBMISSION	6.15.21
65% DESIGN DEVELOPMENT RESUBMISSION	8.25.21
Revisions:	Date:

CONSULTANT

IMEG
The FUTURE. Built Smarter. www.imegcorp.com
15 SUNNEN DRIVE
SUITE 104
ST. LOUIS, MO 63143
P: 314.645.1132 F: 314.645.1173
PROJECT #18004375.03

ARCHITECT/ENGINEER OF RECORD

Romanyk Consulting
Focusing on what matters
Romanyk Consulting Corp. www.romanykconsulting.com
3308 Preston Road, Suite 350-164, Plano, Texas 75093

STAMP

REGISTERED COMMUNICATIONS DISTRIBUTION DESIGNER
Bicsi
DAVID LARSON
BICSI ID # 105098
Expires 12-31-25
RCDD

Office of Construction and Facilities Management

VA U.S. Department of Veterans Affairs

Drawing Title: BUILDING 111 SIXTH FLOOR DEMO PLAN - TECHNOLOGY - AREA B

Approved:

Phase: FINAL BID DOCUMENTS

Sprinklered: FULLY SPRINKLERED

Project Title: EHRM INFRASTRUCTURE UPGRADES - MILWAUKEE, WI

Location: 5000 W. NATIONAL AVENUE MILWAUKEE, WI

Issue Date: SEPTEMBER 05, 2025 | Checked: PHINIE | Drawn: MAIBEJ

Project Number: 695-21-700

Building Number: 111

Drawing Number: 111-TD1106B

VA FORM 08 - 6231

Autodesk Docs://OCFM East - Milwaukee EHRM (R24)/T24_18004375.03_VA MilwEHRM_C.rvt

9/3/2025 3:59:46 PM

Graphic Scale: 1/16" = 1'-0"
Graphic Scale: 1/8" = 1'-0"
Graphic Scale: 3/32" = 1'-0"
Graphic Scale: 1/4" = 1'-0"
Graphic Scale: 3/8" = 1'-0"
Graphic Scale: 1/2" = 1'-0"
Graphic Scale: 3/4" = 1'-0"
Graphic Scale: 1" = 1'-0"
Graphic Scale: 1 1/2" = 1'-0"

SHEET NOTES:

1. REMOVE ALL NETWORK CABLING TO POINTS OF TERMINATION IN ASSOCIATED TELECOM ROOMS. REFER TO FLOOR PLANS AND SHEET T1001 FOR TR ROOM LOCATIONS.
2. REFER TO ARCHITECTURAL PHASING PLANS FOR WHEN EXISTING CABLING IS ALLOWED TO BE DEMOLISHED.
3. FOR ALL EXISTING WIRELESS ACCESS POINTS AND SURVEILLANCE CAMERAS, DEVICES SHALL REMAIN. SCOPE OF WORK INCLUDES CABLE REPLACEMENT ONLY. COORDINATE WITH COR FOR ANY DOWNTIME OF DEVICES.
4. EXISTING LOCATIONS OF WORK AREA OUTLETS SHOWN ON THIS SHEET MAY NOT NECESSARILY BE IN THE EXACT LOCATION AS IDENTIFIED.
5. UNLESS NOTED OTHERWISE, ALL NURSE CALL AND SECURITY EQUIPMENT IN EXISTING DATA CLOSETS SHALL REMAIN. PROTECT IN PLACE.

KEYNOTES: (#)

1. INFORMATION OUTLET FOR BIOMED, PROTECT IN PLACE.

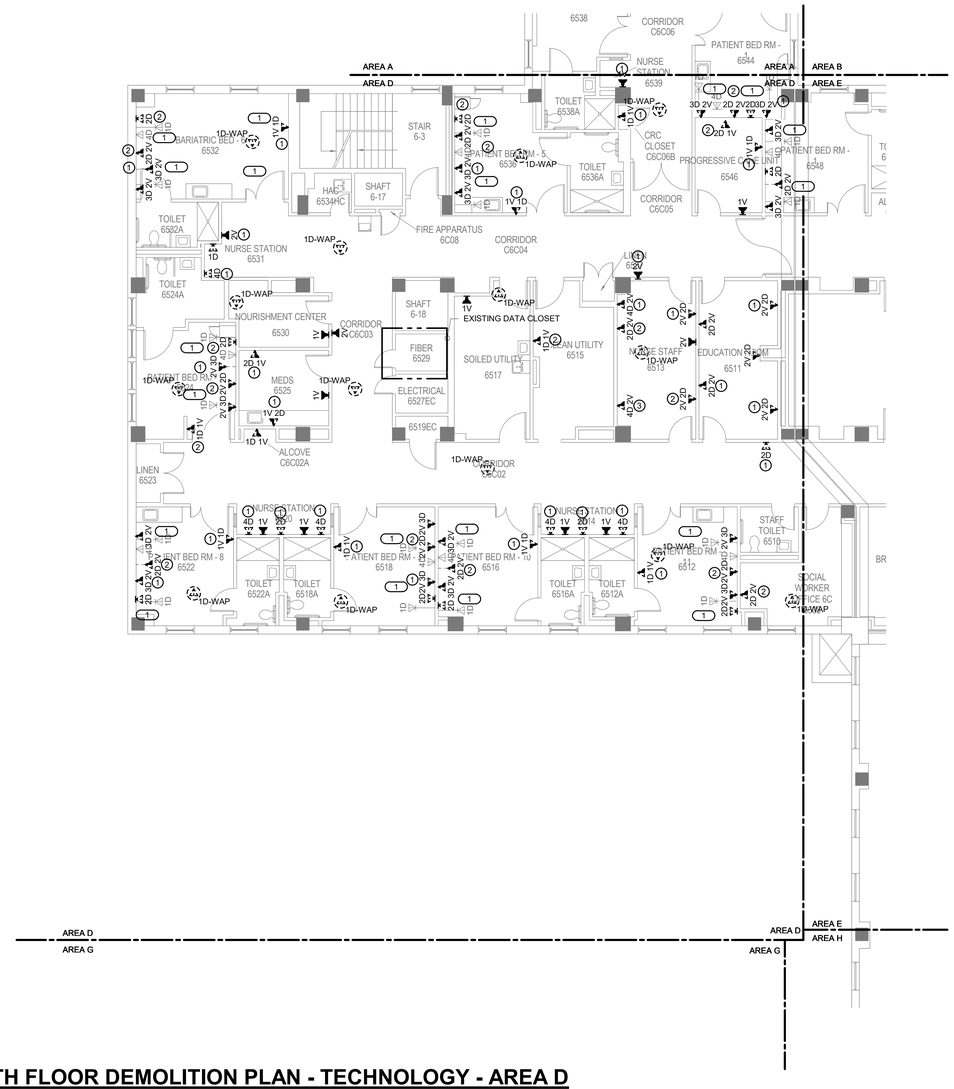

1 BUILDING 111 SIXTH FLOOR DEMOLITION PLAN - TECHNOLOGY - AREA D

1/8" = 1'-0"

TRUE NORTH
PLAN NORTH

Revisions:	Date:
35% SCHEMATIC DESIGN SUBMISSION	5.17.21
65% DESIGN DEVELOPMENT SUBMISSION	6.15.21
65% DESIGN DEVELOPMENT RESUBMISSION	8.25.21

CONSULTANT

IMEG
The FUTURE. Built Smarter www.imegcorp.com
15 SUNNEN DRIVE
SUITE 104
ST. LOUIS, MO 63143
P: 314.645.1132 F: 314.645.1173
PROJECT #18004375.03

ARCHITECT/ENGINEER OF RECORD

Romanyk Consulting
Focusing on what matters
Romanyk Consulting Corp. www.romanykconsulting.com
3308 Preston Road, Suite 350-164, Plano, Texas 75093

STAMP

REGISTERED COMMUNICATIONS DISTRIBUTION DESIGNER
Bicsi
DAVID LARSON
BICSI ID # 106098
EXPIRES 12-31-25
RCDD

Office of Construction and Facilities Management

VA U.S. Department of Veterans Affairs

Drawing Title: BUILDING 111 SIXTH FLOOR DEMO PLAN - TECHNOLOGY - AREA D

Approved:

Phase: FINAL BID DOCUMENTS

Sprinklered: FULLY SPRINKLERED

Project Title: EHRM INFRASTRUCTURE UPGRADES - MILWAUKEE, WI

Location: 5000 W. NATIONAL AVENUE MILWAUKEE, WI

Issue Date: SEPTEMBER 05, 2025 | Checked: PHINIE | Drawn: MAIBEJ

Project Number: 695-21-700

Building Number: 111

Drawing Number: 111-TD1106D

VA FORM 08 - 6231

Autodesk Docs://OCFM East - Milwaukee EHRM (R24)/T24_18004375.03_VA MilwEHRM_C.rvt

9/3/2025 3:59:47 PM

SHEET NOTES:

1. REMOVE ALL NETWORK CABLING TO POINTS OF TERMINATION IN ASSOCIATED TELECOM ROOMS. REFER TO FLOOR PLANS AND SHEET T1001 FOR TR ROOM LOCATIONS.
2. REFER TO ARCHITECTURAL PHASING PLANS FOR WHEN EXISTING CABLING IS ALLOWED TO BE DEMOLISHED.
3. FOR ALL EXISTING WIRELESS ACCESS POINTS AND SURVEILLANCE CAMERAS, DEVICES SHALL REMAIN. SCOPE OF WORK INCLUDES CABLE REPLACEMENT ONLY. COORDINATE WITH COR FOR ANY DOWNTIME OF DEVICES.
4. EXISTING LOCATIONS OF WORK AREA OUTLETS SHOWN ON THIS SHEET MAY NOT NECESSARILY BE IN THE EXACT LOCATION AS IDENTIFIED.
5. UNLESS NOTED OTHERWISE, ALL NURSE CALL AND SECURITY EQUIPMENT IN EXISTING DATA CLOSETS SHALL REMAIN. PROTECT IN PLACE.

KEYNOTES: (#)

1. INFORMATION OUTLET FOR BIOMED, PROTECT IN PLACE.

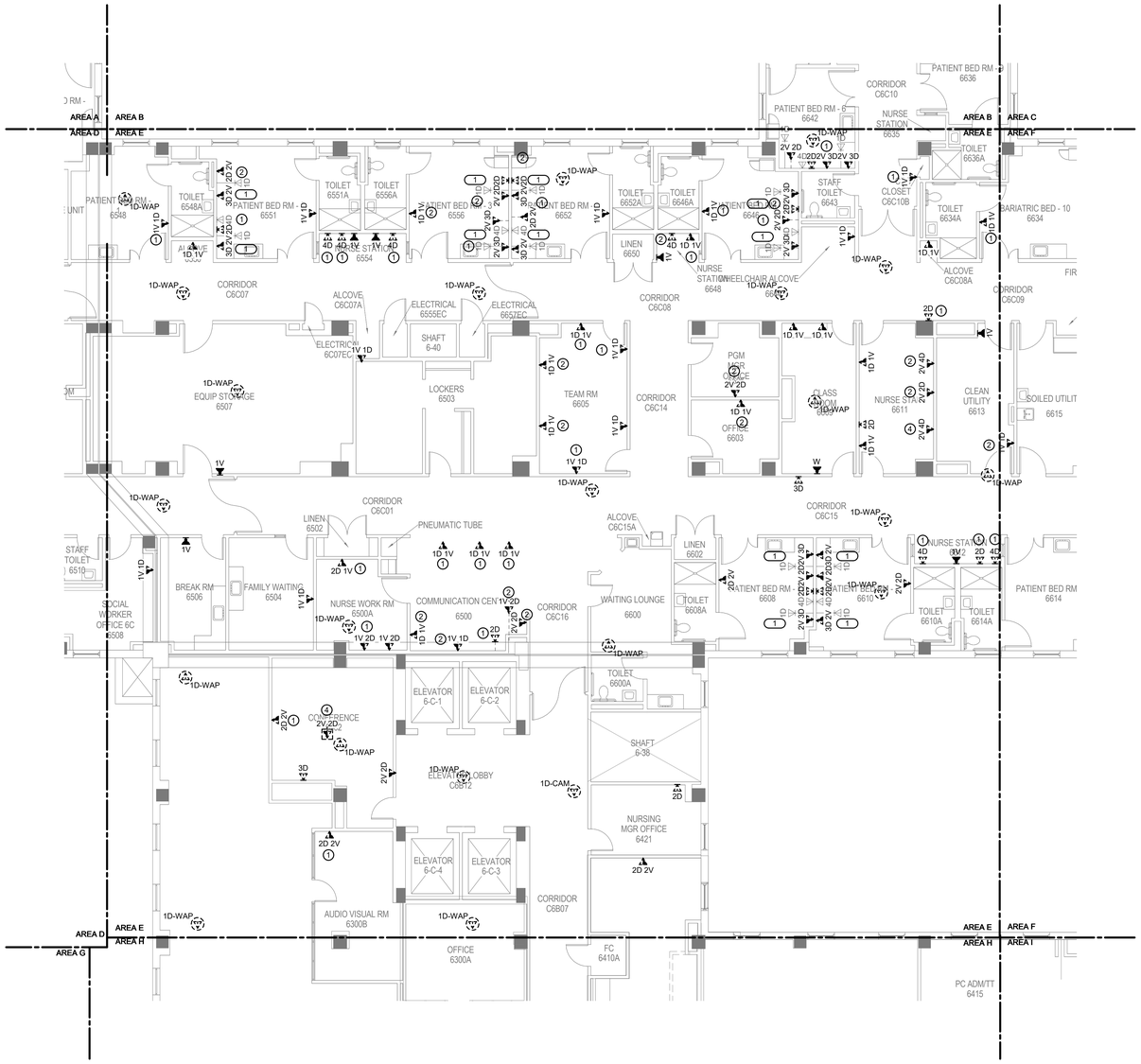

1 BUILDING 111 SIXTH FLOOR DEMOLITION PLAN - TECHNOLOGY - AREA E

1/8" = 1'-0"

TRUE NORTH
PLAN NORTH

Revisions:	Date:
35% SCHEMATIC DESIGN SUBMISSION	5.17.21
65% DESIGN DEVELOPMENT SUBMISSION	6.15.21
65% DESIGN DEVELOPMENT RESUBMISSION	8.25.21

CONSULTANT

IMEG
The FUTURE. Built Smarter www.imegcorp.com
15 SUNNEN DRIVE
SUITE 104
ST. LOUIS, MO 63143
P: 314.645.1132 F: 314.645.1173
PROJECT #18004375.03

ARCHITECT/ENGINEER OF RECORD

Romanyk Consulting
Focusing on what matters
Romanyk Consulting Corp. www.romanykconsulting.com
3308 Preston Road, Suite 350-164, Plano, Texas 75093

STAMP

REGISTERED COMMUNICATIONS DISTRIBUTION DESIGNER
Bicsi
DAVID LARSON
BICSI ID # 106098
EXPIRES 12-31-25
RCDD

Office of Construction and Facilities Management

VA U.S. Department of Veterans Affairs

Drawing Title: BUILDING 111 SIXTH FLOOR DEMO PLAN - TECHNOLOGY - AREA E	Phase: FINAL BID DOCUMENTS	Project Title: EHRM INFRASTRUCTURE UPGRADES - MILWAUKEE, WI		Project Number: 695-21-700
				Building Number: 111
Approved:	Sprinklered: FULLY SPRINKLERED	Location: 5000 W. NATIONAL AVENUE MILWAUKEE, WI		Drawing Number: 111-TD1106E
		Issue Date: SEPTEMBER 05, 2025	Checked: PHINIE	Drawn: MAIBEJ

VA FORM 08 - 6231

Autodesk Docs://OCFM East - Milwaukee EHRM (R24)/T24_18004375.03_VA MilwEHRM_C.rvt

9/3/2025 3:59:49 PM

SHEET NOTES:

1. REMOVE ALL NETWORK CABLING TO POINTS OF TERMINATION IN ASSOCIATED TELECOM ROOMS. REFER TO FLOOR PLANS AND SHEET T1001 FOR TR ROOM LOCATIONS.
2. REFER TO ARCHITECTURAL PHASING PLANS FOR WHEN EXISTING CABLING IS ALLOWED TO BE DEMOLISHED.
3. FOR ALL EXISTING WIRELESS ACCESS POINTS AND SURVEILLANCE CAMERAS, DEVICES SHALL REMAIN. SCOPE OF WORK INCLUDES CABLE REPLACEMENT ONLY. COORDINATE WITH COR FOR ANY DOWNTIME OF DEVICES.
4. EXISTING LOCATIONS OF WORK AREA OUTLETS SHOWN ON THIS SHEET MAY NOT NECESSARILY BE IN THE EXACT LOCATION AS IDENTIFIED.
5. UNLESS NOTED OTHERWISE, ALL NURSE CALL AND SECURITY EQUIPMENT IN EXISTING DATA CLOSETS SHALL REMAIN. PROTECT IN PLACE.

KEYNOTES: (#)

1. INFORMATION OUTLET FOR BIOMED, PROTECT IN PLACE.

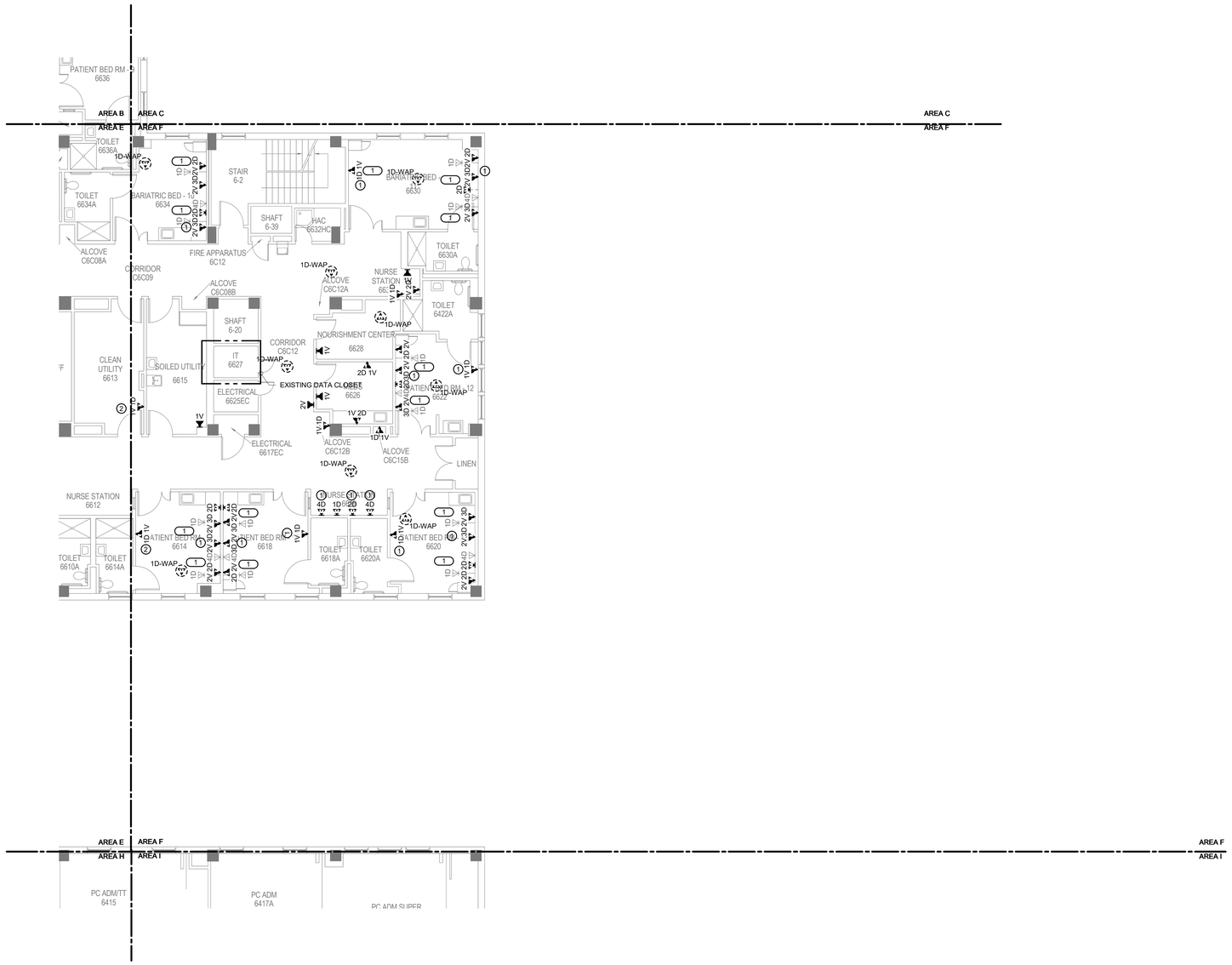

1 BUILDING 111 SIXTH FLOOR DEMOLITION PLAN - TECHNOLOGY - AREA F

1/8" = 1'-0"

TRUE NORTH
PLAN NORTH

35% SCHEMATIC DESIGN SUBMISSION	5.17.21
65% DESIGN DEVELOPMENT SUBMISSION	6.15.21
65% DESIGN DEVELOPMENT RESUBMISSION	8.25.21
Revisions:	Date:

CONSULTANT

IMEG
The FUTURE Built Smarter www.imegcorp.com
15 SUNNEN DRIVE
SUITE 104
ST. LOUIS, MO 63143
P: 314.645.1132 F: 314.645.1173
PROJECT #18004375.03

ARCHITECT/ENGINEER OF RECORD

Romanyk Consulting
Focusing on what matters
Romanyk Consulting Corp. www.romanykconsulting.com
3308 Preston Road, Suite 350-164, Plano, Texas 75093

STAMP

REGISTERED COMMUNICATIONS DISTRIBUTION DESIGNER
Bicsi
DAVID LARSON
BICSI ID # 106098
EXPIRES 12-31-25
RCDD

Office of Construction and Facilities Management

VA U.S. Department of Veterans Affairs

Drawing Title: BUILDING 111 SIXTH FLOOR DEMO PLAN - TECHNOLOGY - AREA F	Phase: FINAL BID DOCUMENTS	Project Title: EHRM INFRASTRUCTURE UPGRADES - MILWAUKEE, WI	Project Number: 695-21-700
			Building Number: 111
Approved:	Sprinklered: FULLY SPRINKLERED	Location: 5000 W. NATIONAL AVENUE MILWAUKEE, WI	Drawing Number: 111-TD1106F
		Issue Date: SEPTEMBER 05, 2025 / Checked: PHINIE / Drawn: MAIBEJ	

VA FORM 08 - 6231

Autodesk Docs://OCFM East - Milwaukee EHRM /R24/T24_18004375.03_VA MilwEHRM_C.rvt

9/3/2025 3:59:51 PM

SHEET NOTES:

1. REMOVE ALL NETWORK CABLING TO POINTS OF TERMINATION IN ASSOCIATED TELECOM ROOMS. REFER TO FLOOR PLANS AND SHEET T1001 FOR TR ROOM LOCATIONS.
2. REFER TO ARCHITECTURAL PHASING PLANS FOR WHEN EXISTING CABLING IS ALLOWED TO BE DEMOLISHED.
3. FOR ALL EXISTING WIRELESS ACCESS POINTS AND SURVEILLANCE CAMERAS, DEVICES SHALL REMAIN. SCOPE OF WORK INCLUDES CABLE REPLACEMENT ONLY. COORDINATE WITH COR FOR ANY DOWNTIME OF DEVICES.
4. EXISTING LOCATIONS OF WORK AREA OUTLETS SHOWN ON THIS SHEET MAY NOT NECESSARILY BE IN THE EXACT LOCATION AS IDENTIFIED.
5. UNLESS NOTED OTHERWISE, ALL NURSE CALL AND SECURITY EQUIPMENT IN EXISTING DATA CLOSETS SHALL REMAIN. PROTECT IN PLACE.

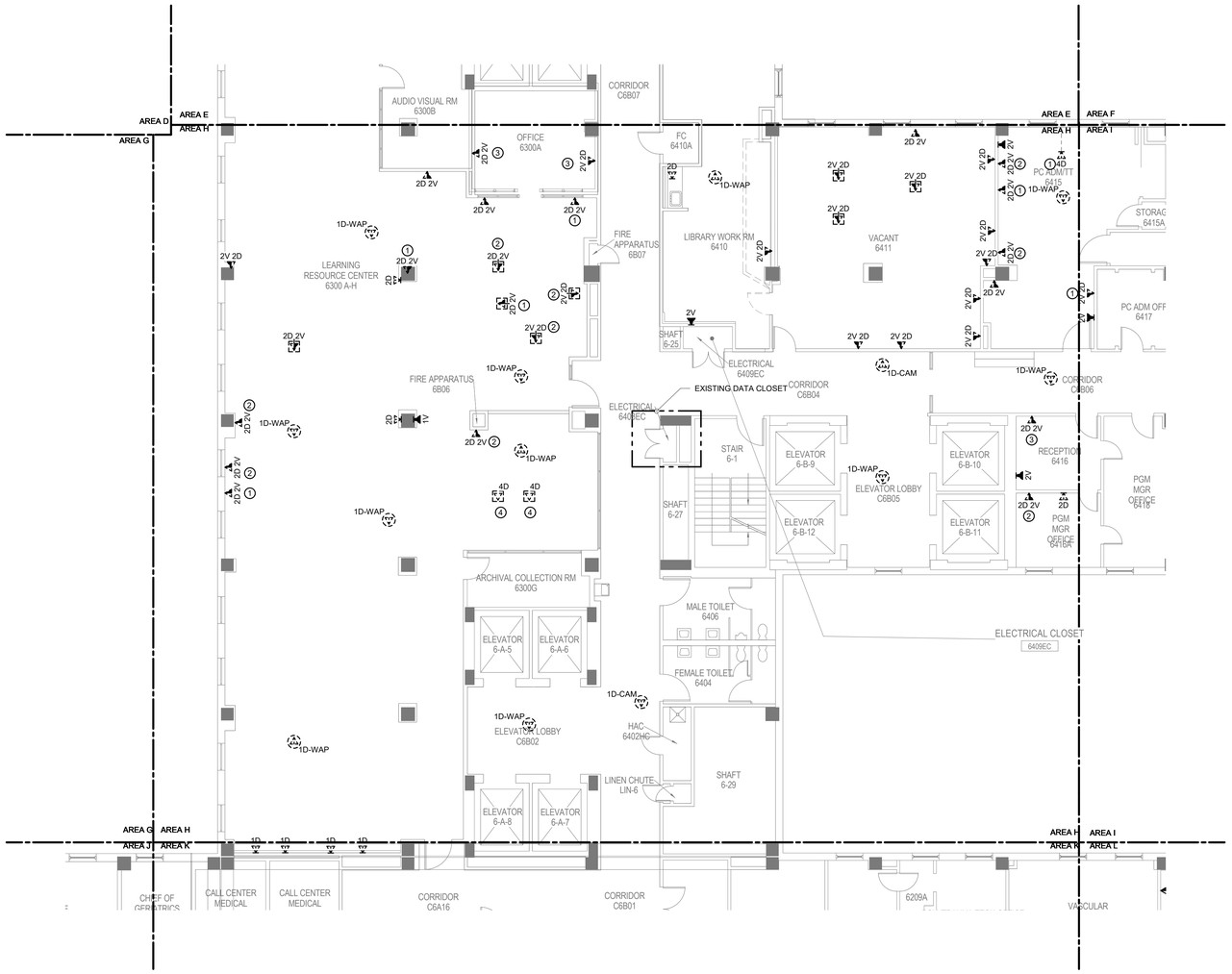

1 BUILDING 111 SIXTH FLOOR DEMOLITION PLAN - TECHNOLOGY - AREA H

1/8" = 1'-0"

TRUE NORTH
PLAN NORTH

35% SCHEMATIC DESIGN SUBMISSION	5.17.21
65% DESIGN DEVELOPMENT SUBMISSION	6.15.21
65% DESIGN DEVELOPMENT RESUBMISSION	8.25.21
Revisions:	Date:

CONSULTANT

IMEG
The FUTURE. Built Smarter. www.imegcorp.com
15 SUNNEN DRIVE
SUITE 104
ST. LOUIS, MO 63143
P: 314.645.1132 F: 314.645.1173
PROJECT #18004375.03

ARCHITECT/ENGINEER OF RECORD

Romanyk Consulting
Focusing on what matters
Romanyk Consulting Corp. www.romanykconsulting.com
3308 Preston Road, Suite 350-164, Plano, Texas 75093

STAMP

REGISTERED COMMUNICATIONS DISTRIBUTION DESIGNER
Bicsi
DAVID LARSON
BICSI ID # 106098
Expires 12-31-25
RCDD

Office of Construction and Facilities Management

VA U.S. Department of Veterans Affairs

Drawing Title
BUILDING 111 SIXTH FLOOR DEMO PLAN - TECHNOLOGY - AREA H

Approved:

Phase
FINAL BID DOCUMENTS

Sprinklered
FULLY SPRINKLERED

Project Title
EHRM INFRASTRUCTURE UPGRADES - MILWAUKEE, WI

Location
5000 W. NATIONAL AVENUE MILWAUKEE, WI

Issue Date SEPTEMBER 05, 2025
Checked PHINIE
Drawn MAIBEJ

Project Number 695-21-700
Building Number 111
Drawing Number 111-TD1106H

VA FORM 08 - 6231

Autodesk Docs://OCFM East - Milwaukee EHRM (R24)/T24_18004375.03_VA MilwEHRM_C.rvt
9/3/2025 3:59:53 PM

SHEET NOTES:

1. REMOVE ALL NETWORK CABLING TO POINTS OF TERMINATION IN ASSOCIATED TELECOM ROOMS. REFER TO FLOOR PLANS AND SHEET T1001 FOR TR ROOM LOCATIONS.
2. REFER TO ARCHITECTURAL PHASING PLANS FOR WHEN EXISTING CABLING IS ALLOWED TO BE DEMOLISHED.
3. FOR ALL EXISTING WIRELESS ACCESS POINTS AND SURVEILLANCE CAMERAS, DEVICES SHALL REMAIN. SCOPE OF WORK INCLUDES CABLE REPLACEMENT ONLY. COORDINATE WITH COR FOR ANY DOWNTIME OF DEVICES.
4. EXISTING LOCATIONS OF WORK AREA OUTLETS SHOWN ON THIS SHEET MAY NOT NECESSARILY BE IN THE EXACT LOCATION AS IDENTIFIED.
5. UNLESS NOTED OTHERWISE, ALL NURSE CALL AND SECURITY EQUIPMENT IN EXISTING DATA CLOSETS SHALL REMAIN. PROTECT IN PLACE.

1 BUILDING 111 SIXTH FLOOR DEMOLITION PLAN - TECHNOLOGY - AREA I

1/8" = 1'-0"

TRUE NORTH
PLAN NORTH

Revisions:	Date:
35% SCHEMATIC DESIGN SUBMISSION	5.17.21
65% DESIGN DEVELOPMENT SUBMISSION	6.15.21
65% DESIGN DEVELOPMENT RESUBMISSION	8.25.21

CONSULTANT

IMEG
The FUTURE. Built Smarter www.imegcorp.com
15 SUNNEN DRIVE
SUITE 104
ST. LOUIS, MO 63143
P: 314.645.1132 F: 314.645.1173
PROJECT #18004375.03

ARCHITECT/ENGINEER OF RECORD

Romanyk Consulting
Focusing on what matters
Romanyk Consulting Corp. www.romanykconsulting.com
3308 Preston Road, Suite 350-164, Plano, Texas 75093

STAMP

REGISTERED COMMUNICATIONS DISTRIBUTION DESIGNER
Bicsi
DAVID LARSON
BICSI ID # 105098
EXPIRES 12-31-25
RCDD

Office of Construction and Facilities Management

VA U.S. Department of Veterans Affairs

Drawing Title BUILDING 111 SIXTH FLOOR DEMO PLAN - TECHNOLOGY - AREA I	**Phase** FINAL BID DOCUMENTS	**Project Title** EHRM INFRASTRUCTURE UPGRADES - MILWAUKEE, WI	**Project Number** 695-21-700
			Building Number 111
Approved:	**Sprinklered** FULLY SPRINKLERED	**Location** 5000 W. NATIONAL AVENUE MILWAUKEE, WI	**Drawing Number** 111-TD1106I
		Issue Date SEPTEMBER 05, 2025 / **Checked** PHINIE / **Drawn** MAIBEJ	

VA FORM 08 - 6231

9/3/2025 3:59:55 PM

Autodesk Docs://OCFM East - Milwaukee EHRM (R24)/T24_18004375.03_VA MilwEHRM_C.rvt

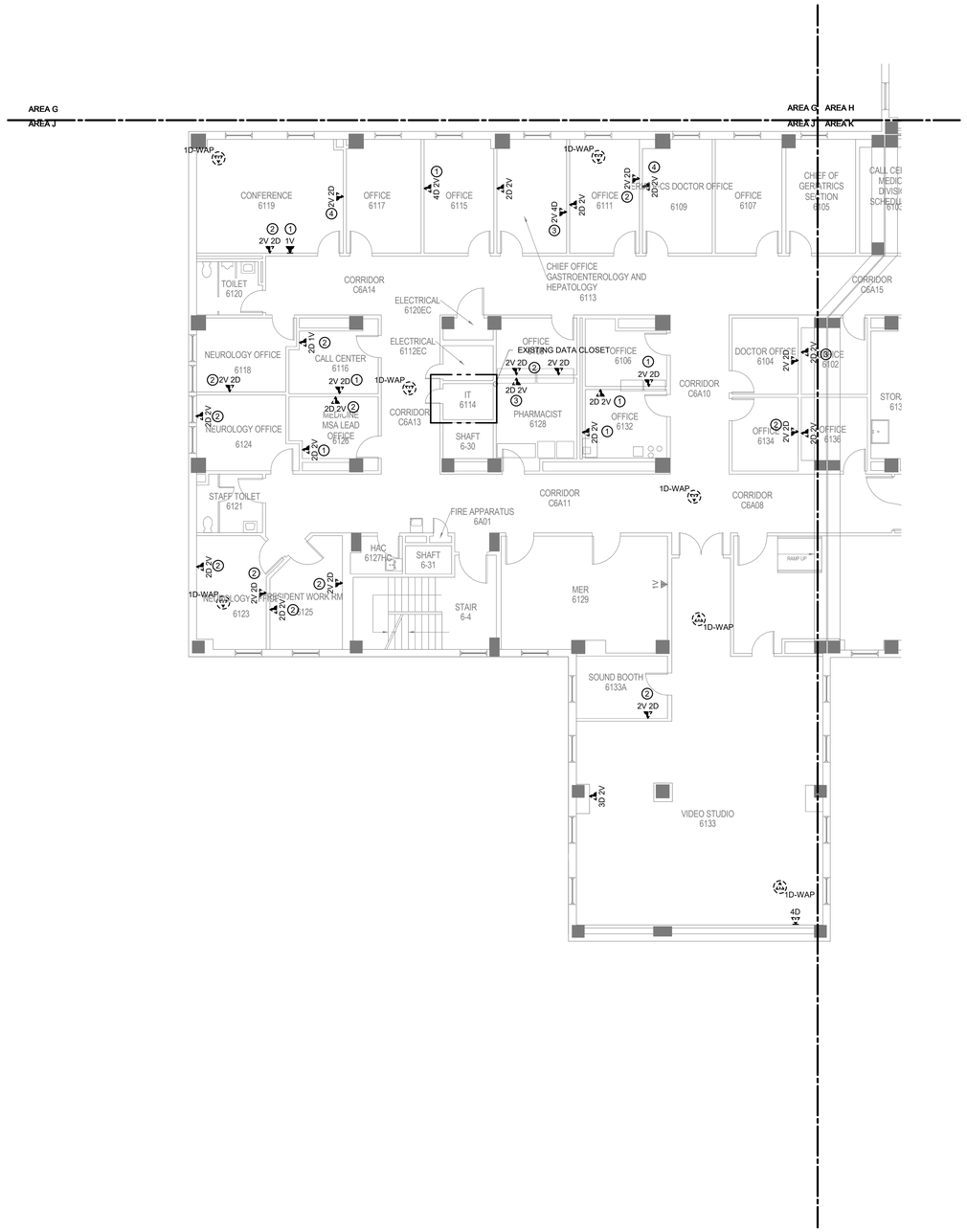

SHEET NOTES:

1. REMOVE ALL NETWORK CABLING TO POINTS OF TERMINATION IN ASSOCIATED TELECOM ROOMS. REFER TO FLOOR PLANS AND SHEET T1001 FOR TR ROOM LOCATIONS.
2. REFER TO ARCHITECTURAL PHASING PLANS FOR WHEN EXISTING CABLING IS ALLOWED TO BE DEMOLISHED.
3. FOR ALL EXISTING WIRELESS ACCESS POINTS AND SURVEILLANCE CAMERAS, DEVICES SHALL REMAIN. SCOPE OF WORK INCLUDES CABLE REPLACEMENT ONLY. COORDINATE WITH COR FOR ANY DOWNTIME OF DEVICES.
4. EXISTING LOCATIONS OF WORK AREA OUTLETS SHOWN ON THIS SHEET MAY NOT NECESSARILY BE IN THE EXACT LOCATION AS IDENTIFIED.
5. UNLESS NOTED OTHERWISE, ALL NURSE CALL AND SECURITY EQUIPMENT IN EXISTING DATA CLOSETS SHALL REMAIN. PROTECT IN PLACE.

1 BUILDING 111 SIXTH FLOOR DEMOLITION PLAN - TECHNOLOGY - AREA J

1/8" = 1'-0"

TRUE NORTH
PLAN NORTH

35% SCHEMATIC DESIGN SUBMISSION	5.17.21
65% DESIGN DEVELOPMENT SUBMISSION	6.15.21
65% DESIGN DEVELOPMENT RESUBMISSION	8.25.21
Revisions:	Date:

CONSULTANT

IMEG
The FUTURE. Built Smarter. www.imegcorp.com
15 SUNNEN DRIVE
SUITE 104
ST. LOUIS, MO 63143
P: 314.645.1132 F: 314.645.1173
PROJECT #18004375.03

ARCHITECT/ENGINEER OF RECORD

Romanyk Consulting
Focusing on what matters
Romanyk Consulting Corp. www.romanykconsulting.com
3308 Preston Road, Suite 350-164, Plano, Texas 75093

STAMP

REGISTERED COMMUNICATIONS DISTRIBUTION DESIGNER
BICSI
DAVID LARSON
BICSI ID # 106098
Expires 12-31-25
RCDD

Office of Construction and Facilities Management
VA U.S. Department of Veterans Affairs

Drawing Title: BUILDING 111 SIXTH FLOOR DEMO PLAN - TECHNOLOGY - AREA J

Approved:

Phase: FINAL BID DOCUMENTS

Sprinklered: FULLY SPRINKLERED

Project Title: EHRM INFRASTRUCTURE UPGRADES - MILWAUKEE, WI

Location: 5000 W. NATIONAL AVENUE MILWAUKEE, WI

Issue Date: SEPTEMBER 05, 2025 | Checked: PHINIE | Drawn: MAIBEJ

Project Number: 695-21-700

Building Number: 111

Drawing Number: 111-TD1106J

VA FORM 08 - 6231

Autodesk Docs://OCFM East - Milwaukee EHRM (R24)/T24_18004375.03_VA MilwEHRM_C.rvt

9/3/2026 3:39:57 PM

SHEET NOTES:

1. REMOVE ALL NETWORK CABLING TO POINTS OF TERMINATION IN ASSOCIATED TELECOM ROOMS. REFER TO FLOOR PLANS AND SHEET T1001 FOR TR ROOM LOCATIONS.
2. REFER TO ARCHITECTURAL PHASING PLANS FOR WHEN EXISTING CABLING IS ALLOWED TO BE DEMOLISHED.
3. FOR ALL EXISTING WIRELESS ACCESS POINTS AND SURVEILLANCE CAMERAS, DEVICES SHALL REMAIN. SCOPE OF WORK INCLUDES CABLE REPLACEMENT ONLY. COORDINATE WITH COR FOR ANY DOWNTIME OF DEVICES.
4. EXISTING LOCATIONS OF WORK AREA OUTLETS SHOWN ON THIS SHEET MAY NOT NECESSARILY BE IN THE EXACT LOCATION AS IDENTIFIED.
5. UNLESS NOTED OTHERWISE, ALL NURSE CALL AND SECURITY EQUIPMENT IN EXISTING DATA CLOSETS SHALL REMAIN. PROTECT IN PLACE.

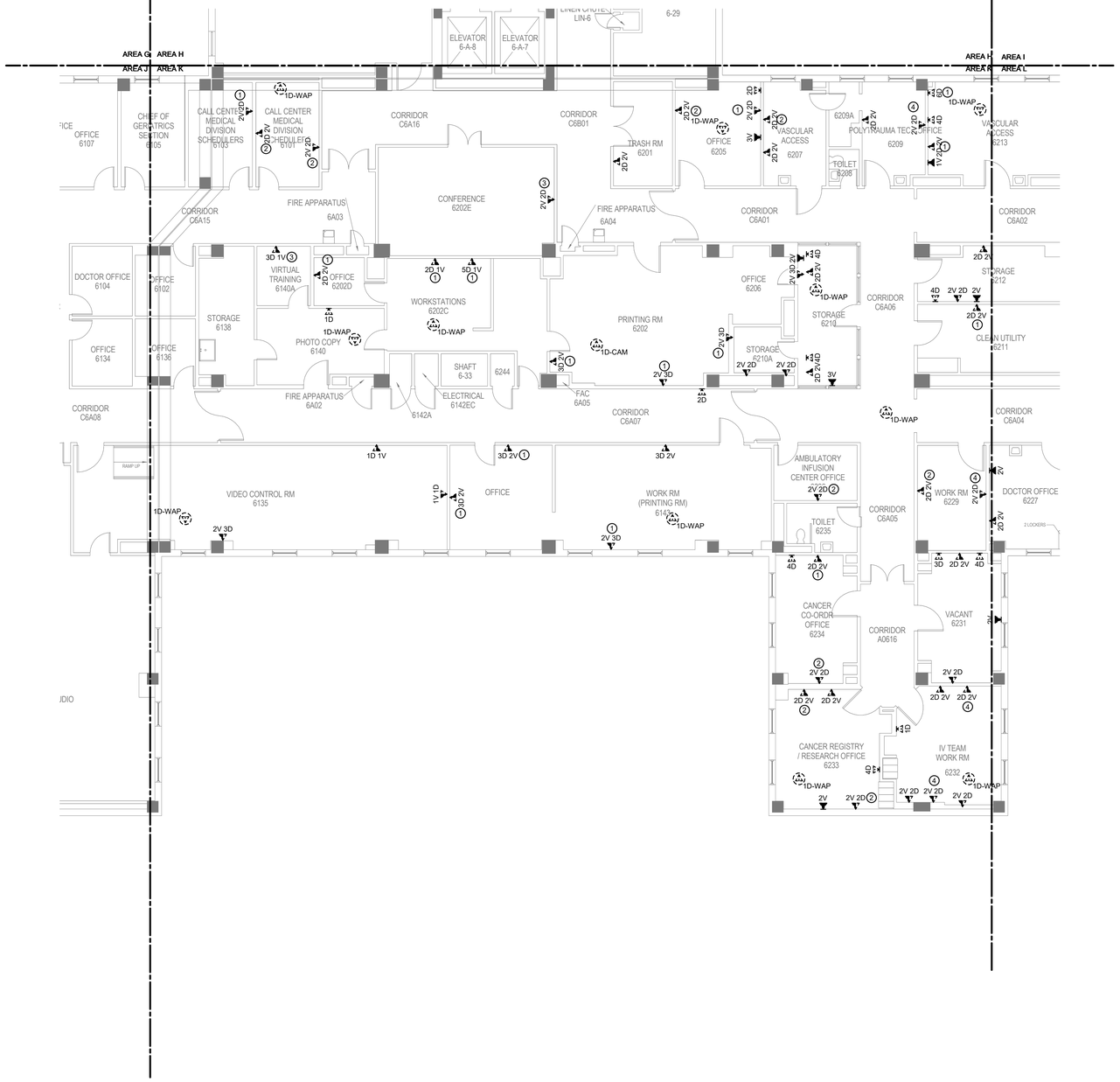

1 BUILDING 111 SIXTH FLOOR DEMOLITION PLAN - TECHNOLOGY - AREA K

1/8" = 1'-0"

TRUE NORTH
PLAN NORTH

Revisions:	Date:
35% SCHEMATIC DESIGN SUBMISSION	5.17.21
65% DESIGN DEVELOPMENT SUBMISSION	6.15.21
65% DESIGN DEVELOPMENT RESUBMISSION	8.25.21

CONSULTANT

IMEG
The FUTURE. Built Smarter. www.imegcorp.com
15 SUNNEN DRIVE
SUITE 104
ST. LOUIS, MO 63143
P: 314.645.1132 F: 314.645.1173
PROJECT #18004375.03

ARCHITECT/ENGINEER OF RECORD

Romanyk Consulting
Focusing on what matters
Romanyk Consulting Corp. www.romanykconsulting.com
3308 Preston Road, Suite 350-164, Plano, Texas 75093

STAMP

REGISTERED COMMUNICATIONS DISTRIBUTION DESIGNER
Bicsi
DAVID LARSON
BICSI ID # 106098
EXPIRES 12-31-25
RCDD

Office of Construction and Facilities Management

VA U.S. Department of Veterans Affairs

Drawing Title BUILDING 111 SIXTH FLOOR DEMO PLAN - TECHNOLOGY - AREA K	**Phase** FINAL BID DOCUMENTS	**Project Title** EHRM INFRASTRUCTURE UPGRADES - MILWAUKEE, WI	**Project Number** 695-21-700
			Building Number 111
Approved:	**Sprinklered** FULLY SPRINKLERED	**Location** 5000 W. NATIONAL AVENUE MILWAUKEE, WI	**Drawing Number** 111-TD1106K
		Issue Date SEPTEMBER 05, 2025 / **Checked** PHINIE / **Drawn** MAIBEJ	

VA FORM 08 - 6231

9/3/2025 3:55:59 PM

Autodesk Docs://OCFM East - Milwaukee EHRM (R24)/T24_18004375.03_VA MilwEHRM_C.rvt

SHEET NOTES:

1. REMOVE ALL NETWORK CABLING TO POINTS OF TERMINATION IN ASSOCIATED TELECOM ROOMS. REFER TO FLOOR PLANS AND SHEET T1001 FOR TR ROOM LOCATIONS.
2. REFER TO ARCHITECTURAL PHASING PLANS FOR WHEN EXISTING CABLING IS ALLOWED TO BE DEMOLISHED.
3. FOR ALL EXISTING WIRELESS ACCESS POINTS AND SURVEILLANCE CAMERAS, DEVICES SHALL REMAIN. SCOPE OF WORK INCLUDES CABLE REPLACEMENT ONLY. COORDINATE WITH COR FOR ANY DOWNTIME OF DEVICES.
4. EXISTING LOCATIONS OF WORK AREA OUTLETS SHOWN ON THIS SHEET MAY NOT NECESSARILY BE IN THE EXACT LOCATION AS IDENTIFIED.
5. UNLESS NOTED OTHERWISE, ALL NURSE CALL AND SECURITY EQUIPMENT IN EXISTING DATA CLOSETS SHALL REMAIN. PROTECT IN PLACE.

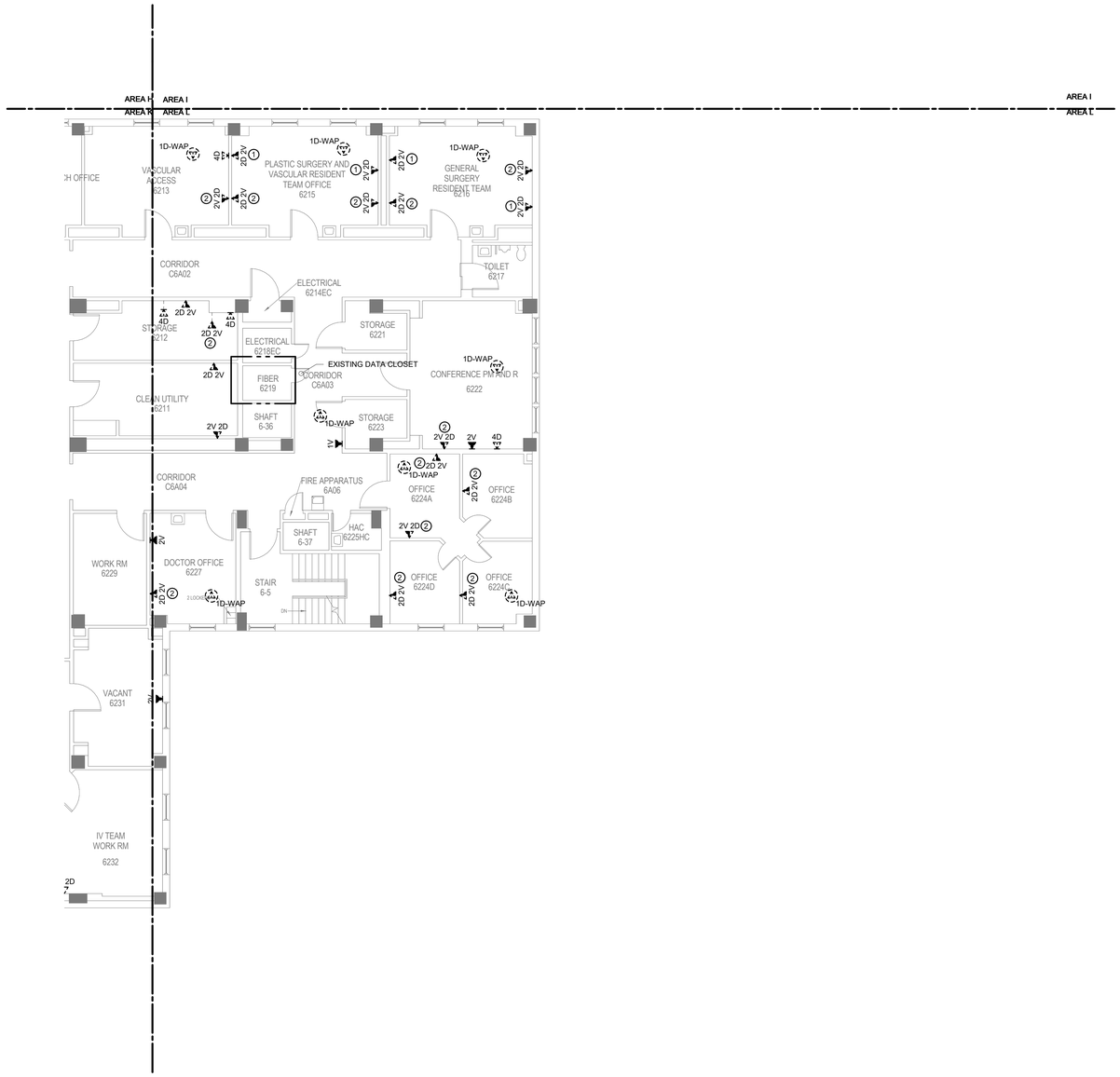

1 BUILDING 111 SIXTH FLOOR DEMOLITION PLAN - TECHNOLOGY - AREA L

1/8" = 1'-0"

TRUE NORTH
PLAN NORTH

35% SCHEMATIC DESIGN SUBMISSION	5.17.21
65% DESIGN DEVELOPMENT SUBMISSION	6.15.21
65% DESIGN DEVELOPMENT RESUBMISSION	8.25.21
Revisions:	Date:

CONSULTANT

IMEG
The FUTURE. Built Smarter. www.imegcorp.com
15 SUNNEN DRIVE
SUITE 104
ST. LOUIS, MO 63143
P: 314.645.1132 F: 314.645.1173
PROJECT #18004375.03

ARCHITECT/ENGINEER OF RECORD

Romanyk Consulting
Focusing on what matters
Romanyk Consulting Corp. www.romanykconsulting.com
3308 Preston Road, Suite 350-164, Plano, Texas 75093

STAMP

REGISTERED COMMUNICATIONS DISTRIBUTION DESIGNER
Bicsi
DAVID LARSON
BICSI ID # 1050098
Expires 12-31-25
RCDD

Office of Construction and Facilities Management

VA U.S. Department of Veterans Affairs

Drawing Title BUILDING 111 SIXTH FLOOR DEMO PLAN - TECHNOLOGY - AREA L

Approved:

Phase FINAL BID DOCUMENTS

Sprinklered FULLY SPRINKLERED

Project Title EHRM INFRASTRUCTURE UPGRADES - MILWAUKEE, WI

Location 5000 W. NATIONAL AVENUE MILWAUKEE, WI

Issue Date SEPTEMBER 05, 2025 | **Checked** PHINIE | **Drawn** MAIBEJ

Project Number 695-21-700

Building Number 111

Drawing Number 111-TD1106L

VA FORM 08 - 6231

Autodesk Docs://OCFM East - Milwaukee EHRM (R24)/T24_18004375.03_VA MilwEHRM_C.rvt

9/3/2025 4:00:01 PM

NOTES:

1. UNLESS NOTED OTHERWISE, ALL NURSE CALL AND SECURITY EQUIPMENT IN EXISTING DATA CLOSETS SHALL REMAIN. PROTECT IN PLACE.

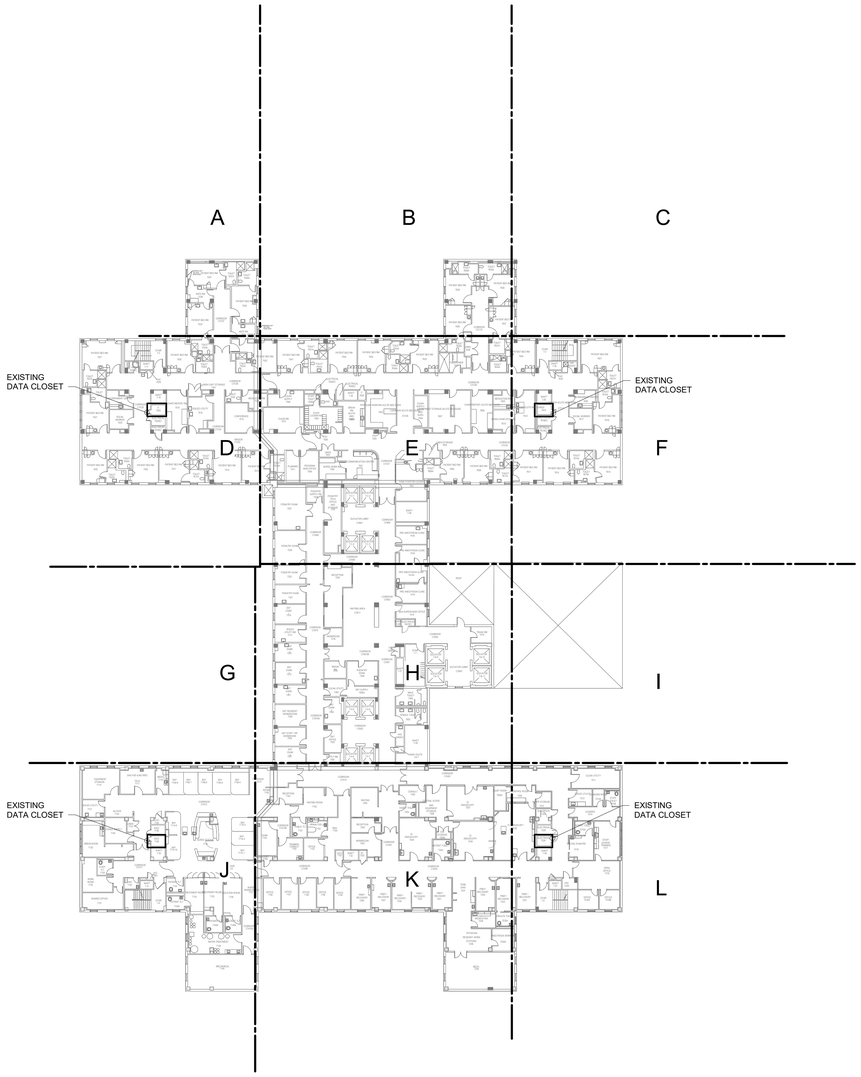

1 BUILDING 111 SEVENTH FLOOR OVERALL DEMOLITION PLAN - TECHNOLOGY

1" = 30'-0"

TRUE NORTH
PLAN NORTH

0' 15' 30' 60'
Graphic Scale : 1" = 30'-0"

Revisions:	Date:
35% SCHEMATIC DESIGN SUBMISSION	5.17.21
65% DESIGN DEVELOPMENT SUBMISSION	6.15.21
65% DESIGN DEVELOPMENT RESUBMISSION	8.25.21

CONSULTANT

IMEG
The FUTURE. Built Smarter. www.imegcorp.com
15 SUNNEN DRIVE
SUITE 104
ST. LOUIS, MO 63143
P: 314.645.1132 F: 314.645.1173
PROJECT #18004375.03

ARCHITECT/ENGINEER OF RECORD

Romanyk Consulting
Focusing on what matters
Romanyk Consulting Corp. www.romanykconsulting.com
3308 Preston Road, Suite 350-164, Plano, Texas 75093

STAMP

REGISTERED COMMUNICATIONS DISTRIBUTION DESIGNER
Bicsi
DAVID LARSON
BICSI ID # 106098
Expires 12-31-25
RCDD

Office of Construction and Facilities Management

VA U.S. Department of Veterans Affairs

Drawing Title
BUILDING 111 SEVENTH FLOOR OVERALL DEMO PLAN - TECHNOLOGY

Approved:

Phase
FINAL BID DOCUMENTS

Sprinklered
FULLY SPRINKLERED

Project Title
EHRM INFRASTRUCTURE UPGRADES - MILWAUKEE, WI

Location
5000 W. NATIONAL AVENUE MILWAUKEE, WI

Issue Date SEPTEMBER 05, 2025
Checked PHINIE
Drawn MAIBEJ

Project Number 695-21-700
Building Number 111
Drawing Number 111-TD1107

VA FORM 08 - 6231

Autodesk Docs://OCFM East - Milwaukee EHRM (R24)/T24_18004375.03_VA MilwEHRM_C.rvt
9/3/2025 4:00:07 PM

SHEET NOTES:

1. REMOVE ALL NETWORK CABLING TO POINTS OF TERMINATION IN ASSOCIATED TELECOM ROOMS. REFER TO FLOOR PLANS AND SHEET T1001 FOR TR ROOM LOCATIONS.
2. REFER TO ARCHITECTURAL PHASING PLANS FOR WHEN EXISTING CABLING IS ALLOWED TO BE DEMOLISHED.
3. FOR ALL EXISTING WIRELESS ACCESS POINTS AND SURVEILLANCE CAMERAS, DEVICES SHALL REMAIN. SCOPE OF WORK INCLUDES CABLE REPLACEMENT ONLY. COORDINATE WITH COR FOR ANY DOWNTIME OF DEVICES.
4. EXISTING LOCATIONS OF WORK AREA OUTLETS SHOWN ON THIS SHEET MAY NOT NECESSARILY BE IN THE EXACT LOCATION AS IDENTIFIED.
5. UNLESS NOTED OTHERWISE, ALL NURSE CALL AND SECURITY EQUIPMENT IN EXISTING DATA CLOSETS SHALL REMAIN. PROTECT IN PLACE.

KEYNOTES: (#)

1. INFORMATION OUTLET FOR BIOMED, PROTECT IN PLACE.

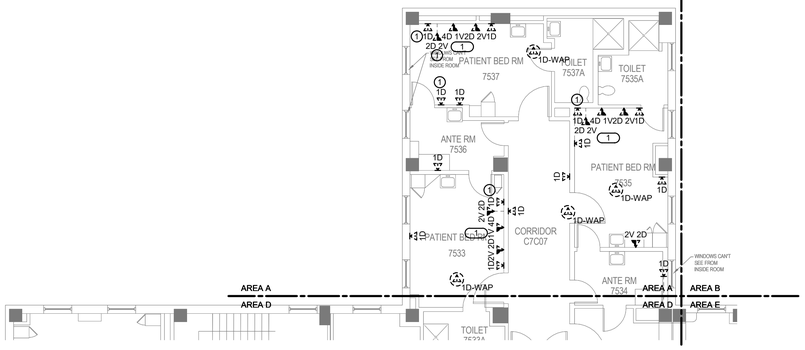

1 BUILDING 111 SEVENTH FLOOR DEMOLITION PLAN - TECHNOLOGY - AREA A

1/8" = 1'-0"

TRUE NORTH
PLAN NORTH

35% SCHEMATIC DESIGN SUBMISSION	5.17.21
65% DESIGN DEVELOPMENT SUBMISSION	6.15.21
65% DESIGN DEVELOPMENT RESUBMISSION	8.25.21
Revisions:	Date:

CONSULTANT

IMEG
The FUTURE. Built Smarter. www.imegcorp.com
15 SUNNEN DRIVE
SUITE 104
ST. LOUIS, MO 63143
P: 314.645.1132 F: 314.645.1173
PROJECT #180043750.03

ARCHITECT/ENGINEER OF RECORD

Romanyk Consulting
Focusing on what matters
Romanyk Consulting Corp. www.romanykconsulting.com
3308 Preston Road, Suite 350-164, Plano, Texas 75093

STAMP

REGISTERED COMMUNICATIONS DISTRIBUTION DESIGNER
Bicsi
DAVID LARSON
BICSI ID # 106098
Expires 12-31-25
RCDD

Office of Construction and Facilities Management

VA U.S. Department of Veterans Affairs

Drawing Title BUILDING 111 SEVENTH FLOOR DEMO PLAN - TECHNOLOGY - AREA A	**Phase** FINAL BID DOCUMENTS	**Project Title** EHRM INFRASTRUCTURE UPGRADES - MILWAUKEE, WI	**Project Number** 695-21-700
			Building Number 111
Approved:	**Sprinklered** FULLY SPRINKLERED	**Location** 5000 W. NATIONAL AVENUE MILWAUKEE, WI	**Drawing Number** 111-TD1107A
		Issue Date SEPTEMBER 05, 2025 / **Checked** PHINIE / **Drawn** MAIBEJ	

VA FORM 08 - 6231

Autodesk Docs://OCFM East - Milwaukee EHRM (R24)/T24_180043750.03_VA MilwEHRM_C.rvt
9/3/2025 4:00:08 PM

Graphic Scale: 1/8" = 1'-0"
Graphic Scale: 1/16" = 1'-0"
Graphic Scale: 3/32" = 1'-0"
Graphic Scale: 1/4" = 1'-0"
Graphic Scale: 3/8" = 1'-0"
Graphic Scale: 1/2" = 1'-0"
Graphic Scale: 3/4" = 1'-0"
Graphic Scale: 1" = 1'-0"
Graphic Scale: 1 1/2" = 1'-0"

SHEET NOTES:

1. REMOVE ALL NETWORK CABLING TO POINTS OF TERMINATION IN ASSOCIATED TELECOM ROOMS. REFER TO FLOOR PLANS AND SHEET T1001 FOR TR ROOM LOCATIONS.
2. REFER TO ARCHITECTURAL PHASING PLANS FOR WHEN EXISTING CABLING IS ALLOWED TO BE DEMOLISHED.
3. FOR ALL EXISTING WIRELESS ACCESS POINTS AND SURVEILLANCE CAMERAS, DEVICES SHALL REMAIN. SCOPE OF WORK INCLUDES CABLE REPLACEMENT ONLY. COORDINATE WITH COR FOR ANY DOWNTIME OF DEVICES.
4. EXISTING LOCATIONS OF WORK AREA OUTLETS SHOWN ON THIS SHEET MAY NOT NECESSARILY BE IN THE EXACT LOCATION AS IDENTIFIED.
5. UNLESS NOTED OTHERWISE, ALL NURSE CALL AND SECURITY EQUIPMENT IN EXISTING DATA CLOSETS SHALL REMAIN. PROTECT IN PLACE.

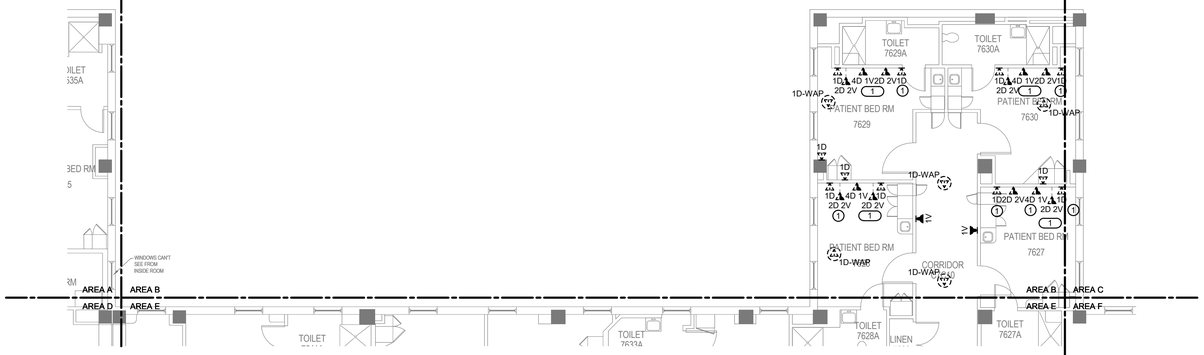

1 BUILDING 111 SEVENTH FLOOR DEMOLITION PLAN - TECHNOLOGY - AREA B

1/8" = 1'-0"

TRUE NORTH
PLAN NORTH

35% SCHEMATIC DESIGN SUBMISSION	5.17.21
65% DESIGN DEVELOPMENT SUBMISSION	6.15.21
65% DESIGN DEVELOPMENT RESUBMISSION	8.25.21
Revisions:	Date:

CONSULTANT

IMEG
The FUTURE. Built Smarter. www.imegcorp.com
15 SUNNEN DRIVE
SUITE 104
ST. LOUIS, MO 63143
P: 314.645.1132 F: 314.645.1173
PROJECT #18004375.03

ARCHITECT/ENGINEER OF RECORD

Romanyk Consulting
Focusing on what matters
Romanyk Consulting Corp. www.romanykconsulting.com
3308 Preston Road, Suite 350-164, Plano, Texas 75093

STAMP

REGISTERED COMMUNICATIONS DISTRIBUTION DESIGNER
Bicsi
DAVID LARSON
BICSI ID # 105098
Expires 12-31-25
RCDD

Office of Construction and Facilities Management

VA U.S. Department of Veterans Affairs

Drawing Title: BUILDING 111 SEVENTH FLOOR DEMO PLAN - TECHNOLOGY - AREA B	Phase: FINAL BID DOCUMENTS	Project Title: EHRM INFRASTRUCTURE UPGRADES - MILWAUKEE, WI	Project Number: 695-21-700
Approved:	Sprinklered: FULLY SPRINKLERED	Location: 5000 W. NATIONAL AVENUE MILWAUKEE, WI	Building Number: 111
		Issue Date: SEPTEMBER 05, 2025 / Checked: PHINIE / Drawn: MAIBEJ	Drawing Number: 111-TD1107B

VA FORM 08 - 6231

Autodesk Docs://OCFM East - Milwaukee EHRM (R24)/T24_18004375.03_VA MilwEHRM_C.rvt
9/3/2025 4:00:09 PM

Graphic Scale: 1/16" = 1'-0"
Graphic Scale: 1/8" = 1'-0"
Graphic Scale: 3/32" = 1'-0"
Graphic Scale: 1/4" = 1'-0"
Graphic Scale: 3/8" = 1'-0"
Graphic Scale: 1/2" = 1'-0"
Graphic Scale: 3/4" = 1'-0"
Graphic Scale: 1" = 1'-0"
Graphic Scale: 1 1/2" = 1'-0"

SHEET NOTES:

1. REMOVE ALL NETWORK CABLING TO POINTS OF TERMINATION IN ASSOCIATED TELECOM ROOMS. REFER TO FLOOR PLANS AND SHEET T1001 FOR TR ROOM LOCATIONS.
2. REFER TO ARCHITECTURAL PHASING PLANS FOR WHEN EXISTING CABLING IS ALLOWED TO BE DEMOLISHED.
3. FOR ALL EXISTING WIRELESS ACCESS POINTS AND SURVEILLANCE CAMERAS, DEVICES SHALL REMAIN. SCOPE OF WORK INCLUDES CABLE REPLACEMENT ONLY. COORDINATE WITH COR FOR ANY DOWNTIME OF DEVICES.
4. EXISTING LOCATIONS OF WORK AREA OUTLETS SHOWN ON THIS SHEET MAY NOT NECESSARILY BE IN THE EXACT LOCATION AS IDENTIFIED.
5. UNLESS NOTED OTHERWISE, ALL NURSE CALL AND SECURITY EQUIPMENT IN EXISTING DATA CLOSETS SHALL REMAIN. PROTECT IN PLACE.

KEYNOTES: (#)

1. INFORMATION OUTLET FOR BIOMED, PROTECT IN PLACE.

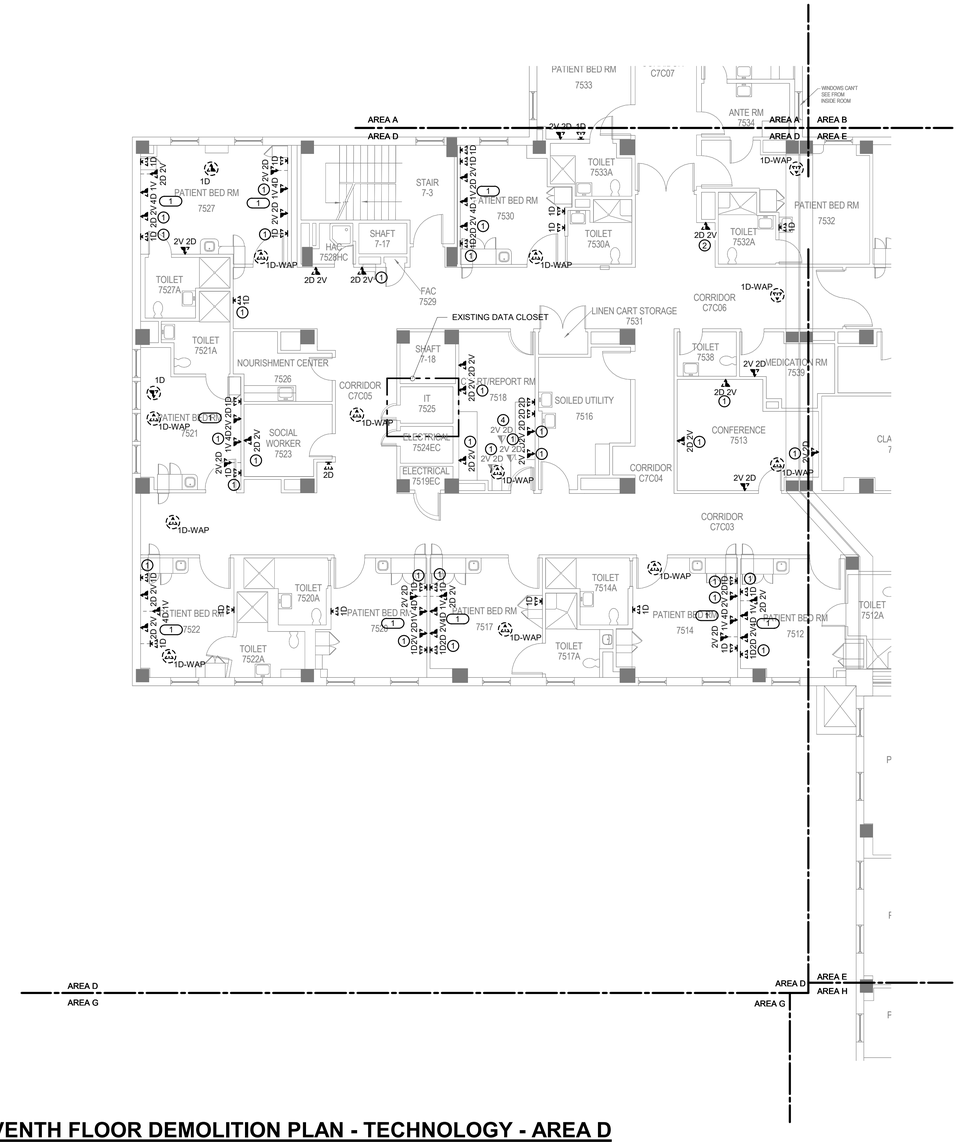

5 BUILDING 111 SEVENTH FLOOR DEMOLITION PLAN - TECHNOLOGY - AREA D

1/8" = 1'-0"

TRUE NORTH
PLAN NORTH

35% SCHEMATIC DESIGN SUBMISSION	5.17.21
65% DESIGN DEVELOPMENT SUBMISSION	6.15.21
65% DESIGN DEVELOPMENT RESUBMISSION	8.25.21
Revisions:	Date:

CONSULTANT

IMEG
The FUTURE. Built Smarter www.imegcorp.com
15 SUNNEN DRIVE
SUITE 104
ST. LOUIS, MO 63143
P: 314.645.1132 F: 314.645.1173
PROJECT #18004375.03

ARCHITECT/ENGINEER OF RECORD

Romanyk Consulting
Focusing on what matters
Romanyk Consulting Corp. www.romanykconsulting.com
3308 Preston Road, Suite 350-164, Plano, Texas 75093

STAMP

REGISTERED COMMUNICATIONS DISTRIBUTION DESIGNER
Bicsi
DAVID LARSON
BICSI ID # 106098
EXPIRES 12-31-25
RCDD

Office of Construction and Facilities Management
VA U.S. Department of Veterans Affairs

Drawing Title BUILDING 111 SEVENTH FLOOR DEMO PLAN - TECHNOLOGY - AREA D

Approved:

Phase FINAL BID DOCUMENTS

Sprinklered FULLY SPRINKLERED

Project Title EHRM INFRASTRUCTURE UPGRADES - MILWAUKEE, WI

Location 5000 W. NATIONAL AVENUE MILWAUKEE, WI

Issue Date SEPTEMBER 05, 2025 | **Checked** PHINIE | **Drawn** MAIBEJ

Project Number 695-21-700

Building Number 111

Drawing Number 111-TD1107D

Autodesk Docs://OCFM East - Milwaukee EHRM (R24)/724_18004375.03_VA MilwEHRM_C.rvt

9/3/2025 4:00:11 PM

VA FORM 08 - 6231

SHEET NOTES:

1. REMOVE ALL NETWORK CABLING TO POINTS OF TERMINATION IN ASSOCIATED TELECOM ROOMS. REFER TO FLOOR PLANS AND SHEET T1001 FOR TR ROOM LOCATIONS.
2. REFER TO ARCHITECTURAL PHASING PLANS FOR WHEN EXISTING CABLING IS ALLOWED TO BE DEMOLISHED.
3. FOR ALL EXISTING WIRELESS ACCESS POINTS AND SURVEILLANCE CAMERAS, DEVICES SHALL REMAIN. SCOPE OF WORK INCLUDES CABLE REPLACEMENT ONLY. COORDINATE WITH COR FOR ANY DOWNTIME OF DEVICES.
4. EXISTING LOCATIONS OF WORK AREA OUTLETS SHOWN ON THIS SHEET MAY NOT NECESSARILY BE IN THE EXACT LOCATION AS IDENTIFIED.
5. UNLESS NOTED OTHERWISE, ALL NURSE CALL AND SECURITY EQUIPMENT IN EXISTING DATA CLOSETS SHALL REMAIN. PROTECT IN PLACE.

KEYNOTES: (#)

1. INFORMATION OUTLET FOR BIOMED, PROTECT IN PLACE.

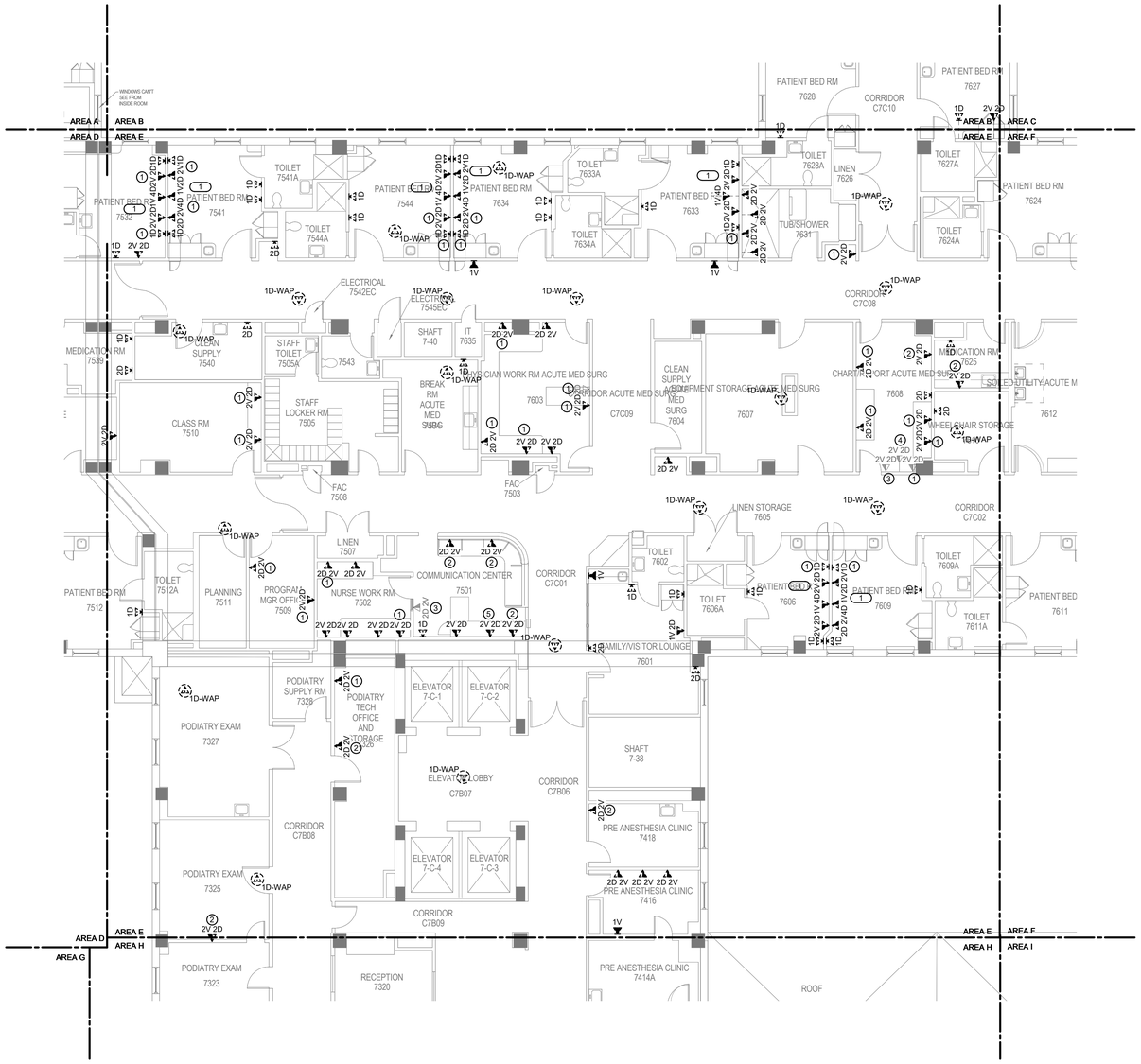

1 BUILDING 111 SEVENTH FLOOR DEMOLITION PLAN - TECHNOLOGY - AREA E

1/8" = 1'-0"

TRUE NORTH
PLAN NORTH

Revisions:	Date:
35% SCHEMATIC DESIGN SUBMISSION	5.17.21
65% DESIGN DEVELOPMENT SUBMISSION	6.15.21
65% DESIGN DEVELOPMENT RESUBMISSION	8.25.21

CONSULTANT

IMEG
The FUTURE. Built Smarter. www.imegcorp.com
15 SUNNEN DRIVE
SUITE 104
ST. LOUIS, MO 63143
P: 314.645.1132 F: 314.645.1173
PROJECT #18004375.03

ARCHITECT/ENGINEER OF RECORD

Romanyk Consulting
Focusing on what matters
Romanyk Consulting Corp. www.romanykconsulting.com
3308 Preston Road, Suite 350-164, Plano, Texas 75093

STAMP

REGISTERED COMMUNICATIONS DISTRIBUTION DESIGNER
Bicsi
DAVID LARSON
BICSI ID # 106098
Expires 12-31-25
RCDD

Office of Construction and Facilities Management

VA U.S. Department of Veterans Affairs

Drawing Title: BUILDING 111 SEVENTH FLOOR DEMO PLAN - TECHNOLOGY - AREA E	Phase: FINAL BID DOCUMENTS	Project Title: EHRM INFRASTRUCTURE UPGRADES - MILWAUKEE, WI		Project Number: 695-21-700
Approved:	Sprinklered: FULLY SPRINKLERED	Location: 5000 W. NATIONAL AVENUE MILWAUKEE, WI		Building Number: 111
		Issue Date: SEPTEMBER 05, 2025	Checked: PHINIE / Drawn: MAIBEJ	Drawing Number: 111-TD1107E

VA FORM 08 - 6231

Autodesk Docs://OCFM East - Milwaukee EHRM (R24)/T24_18004375.03_VA MilwEHRM_C.rvt

9/3/2025 4:00:13 PM

SHEET NOTES:

1. REMOVE ALL NETWORK CABLING TO POINTS OF TERMINATION IN ASSOCIATED TELECOM ROOMS. REFER TO FLOOR PLANS AND SHEET T1001 FOR TR ROOM LOCATIONS.
2. REFER TO ARCHITECTURAL PHASING PLANS FOR WHEN EXISTING CABLING IS ALLOWED TO BE DEMOLISHED.
3. FOR ALL EXISTING WIRELESS ACCESS POINTS AND SURVEILLANCE CAMERAS, DEVICES SHALL REMAIN. SCOPE OF WORK INCLUDES CABLE REPLACEMENT ONLY. COORDINATE WITH COR FOR ANY DOWNTIME OF DEVICES.
4. EXISTING LOCATIONS OF WORK AREA OUTLETS SHOWN ON THIS SHEET MAY NOT NECESSARILY BE IN THE EXACT LOCATION AS IDENTIFIED.
5. UNLESS NOTED OTHERWISE, ALL NURSE CALL AND SECURITY EQUIPMENT IN EXISTING DATA CLOSETS SHALL REMAIN. PROTECT IN PLACE.

KEYNOTES: (#)

1. INFORMATION OUTLET FOR BIOMED, PROTECT IN PLACE.

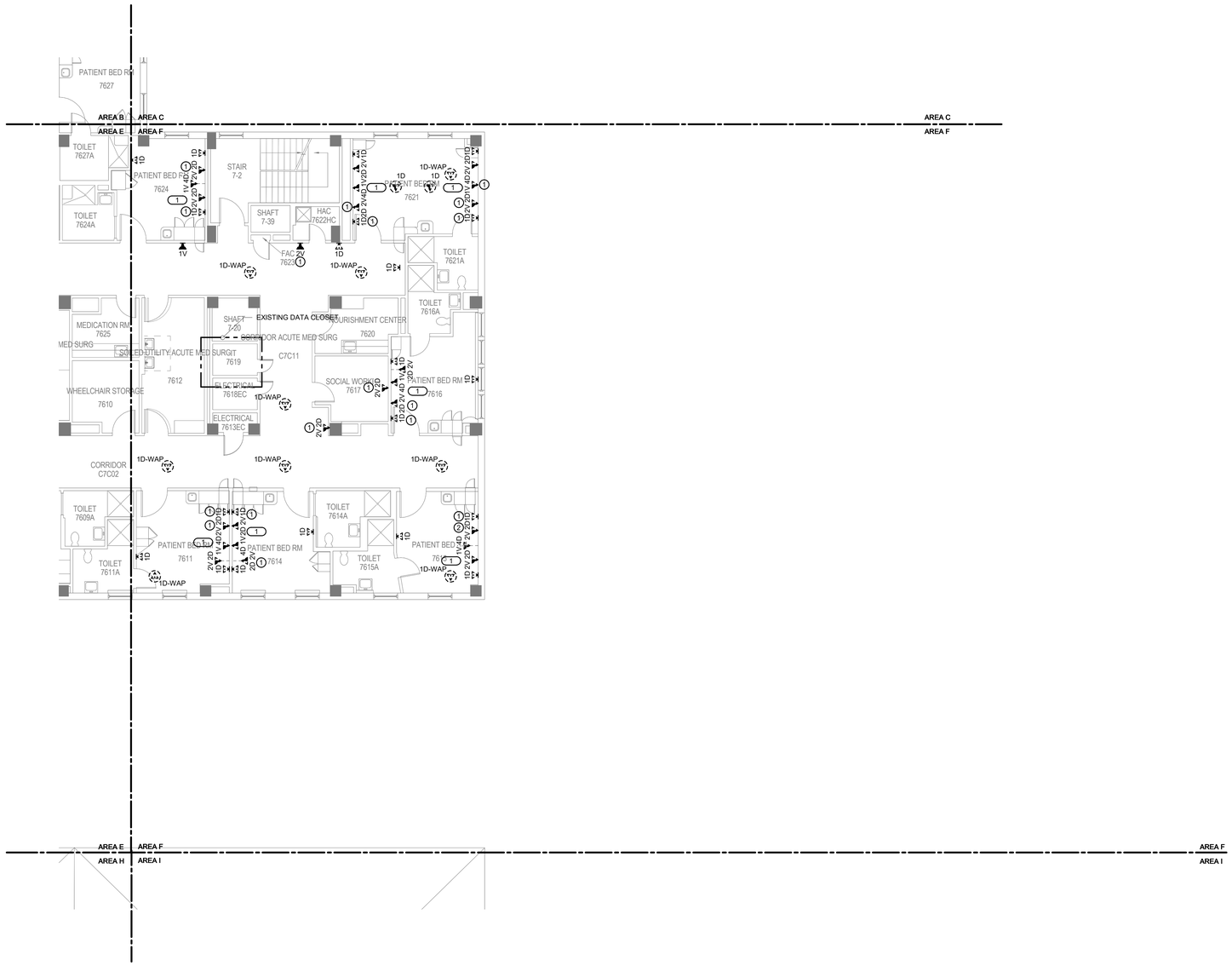

1 BUILDING 111 SEVENTH FLOOR DEMOLITION PLAN - TECHNOLOGY - AREA F

1/8" = 1'-0"

TRUE NORTH
PLAN NORTH

35% SCHEMATIC DESIGN SUBMISSION	5.17.21
65% DESIGN DEVELOPMENT SUBMISSION	6.15.21
65% DESIGN DEVELOPMENT RESUBMISSION	8.25.21
Revisions:	Date:

CONSULTANT

IMEG
The FUTURE Built Smarter www.imegcorp.com
15 SUNNEN DRIVE
SUITE 104
ST. LOUIS, MO 63143
P: 314.645.1132 F: 314.645.1173
PROJECT #18004375.03

ARCHITECT/ENGINEER OF RECORD

Romanyk Consulting
Focusing on what matters
Romanyk Consulting Corp. www.romanykconsulting.com
3308 Preston Road, Suite 350-164, Plano, Texas 75093

STAMP

REGISTERED COMMUNICATIONS DISTRIBUTION DESIGNER
Bicsi
DAVID LARSON
BICSI ID # 106098
EXPIRES 12-31-25
RCDD

Office of Construction and Facilities Management

VA U.S. Department of Veterans Affairs

Drawing Title
BUILDING 111 SEVENTH FLOOR DEMO PLAN - TECHNOLOGY - AREA F

Approved:

Phase
FINAL BID DOCUMENTS

Sprinklered
FULLY SPRINKLERED

Project Title
EHRM INFRASTRUCTURE UPGRADES - MILWAUKEE, WI

Location
5000 W. NATIONAL AVENUE MILWAUKEE, WI

Issue Date SEPTEMBER 05, 2025
Checked PHINIE
Drawn MAIBEJ

Project Number 695-21-700
Building Number 111
Drawing Number 111-TD1107F

VA FORM 08 - 6231

Autodesk Docs://OCFM East - Milwaukee EHRM /R24/T24_18004375.03_VA MilwEHRM_C.rvt
9/3/2025 4:00:15 PM

SHEET NOTES:

1. REMOVE ALL NETWORK CABLING TO POINTS OF TERMINATION IN ASSOCIATED TELECOM ROOMS. REFER TO FLOOR PLANS AND SHEET T1001 FOR TR ROOM LOCATIONS.
2. REFER TO ARCHITECTURAL PHASING PLANS FOR WHEN EXISTING CABLING IS ALLOWED TO BE DEMOLISHED.
3. FOR ALL EXISTING WIRELESS ACCESS POINTS AND SURVEILLANCE CAMERAS, DEVICES SHALL REMAIN. SCOPE OF WORK INCLUDES CABLE REPLACEMENT ONLY. COORDINATE WITH COR FOR ANY DOWNTIME OF DEVICES.
4. EXISTING LOCATIONS OF WORK AREA OUTLETS SHOWN ON THIS SHEET MAY NOT NECESSARILY BE IN THE EXACT LOCATION AS IDENTIFIED.
5. UNLESS NOTED OTHERWISE, ALL NURSE CALL AND SECURITY EQUIPMENT IN EXISTING DATA CLOSETS SHALL REMAIN. PROTECT IN PLACE.

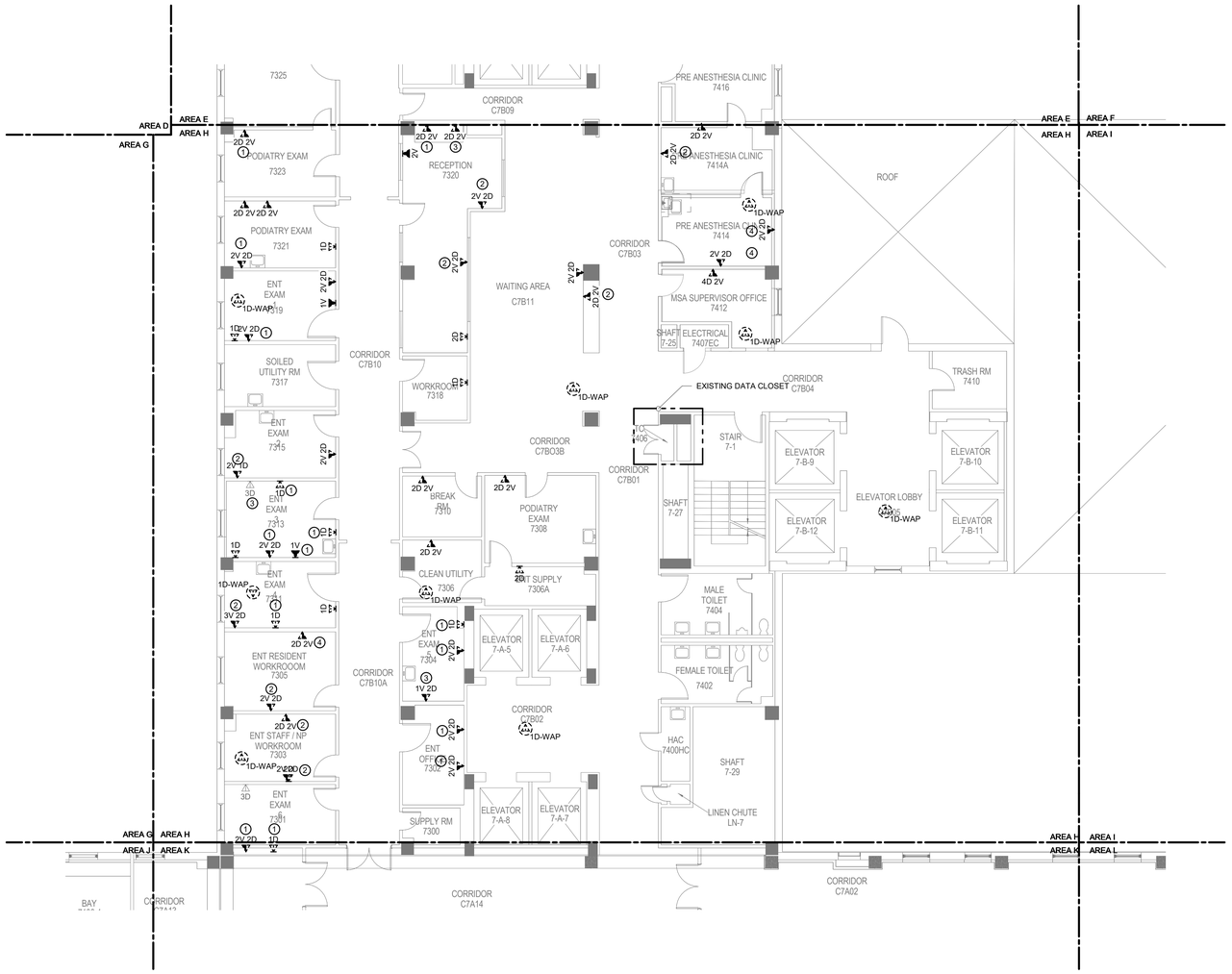

1 BUILDING 111 SEVENTH FLOOR DEMOLITION PLAN - TECHNOLOGY - AREA H

1/8" = 1'-0"

TRUE NORTH
PLAN NORTH

Revisions:	Date:
35% SCHEMATIC DESIGN SUBMISSION	5.17.21
65% DESIGN DEVELOPMENT SUBMISSION	6.15.21
65% DESIGN DEVELOPMENT RESUBMISSION	8.25.21

CONSULTANT

IMEG
The FUTURE. Built Smarter. www.imegcorp.com
15 SUNNEN DRIVE
SUITE 104
ST. LOUIS, MO 63143
P: 314.645.1132 F: 314.645.1173
PROJECT #18004375.03

ARCHITECT/ENGINEER OF RECORD

Romanyk Consulting
Focusing on what matters
Romanyk Consulting Corp. www.romanykconsulting.com
3308 Preston Road, Suite 350-164, Plano, Texas 75093

STAMP

REGISTERED COMMUNICATIONS DISTRIBUTION DESIGNER
Bicsi
DAVID LARSON
BICSI ID # 106098
Expires 12-31-25
RCDD

Office of Construction and Facilities Management

VA U.S. Department of Veterans Affairs

Drawing Title: BUILDING 111 SEVENTH FLOOR DEMO PLAN - TECHNOLOGY - AREA H

Approved:

Phase: FINAL BID DOCUMENTS

Sprinklered: FULLY SPRINKLERED

Project Title: EHRM INFRASTRUCTURE UPGRADES - MILWAUKEE, WI

Location: 5000 W. NATIONAL AVENUE MILWAUKEE, WI

Issue Date: SEPTEMBER 05, 2025 | Checked: PHINIE | Drawn: MAIBEJ

Project Number: 695-21-700

Building Number: 111

Drawing Number: 111-TD1107H

VA FORM 08 - 6231

Autodesk Docs://OCFM East - Milwaukee EHRM (R24)/T24_18004375.03_VA MilwEHRM_C.rvt

9/3/2025 4:00:18 PM

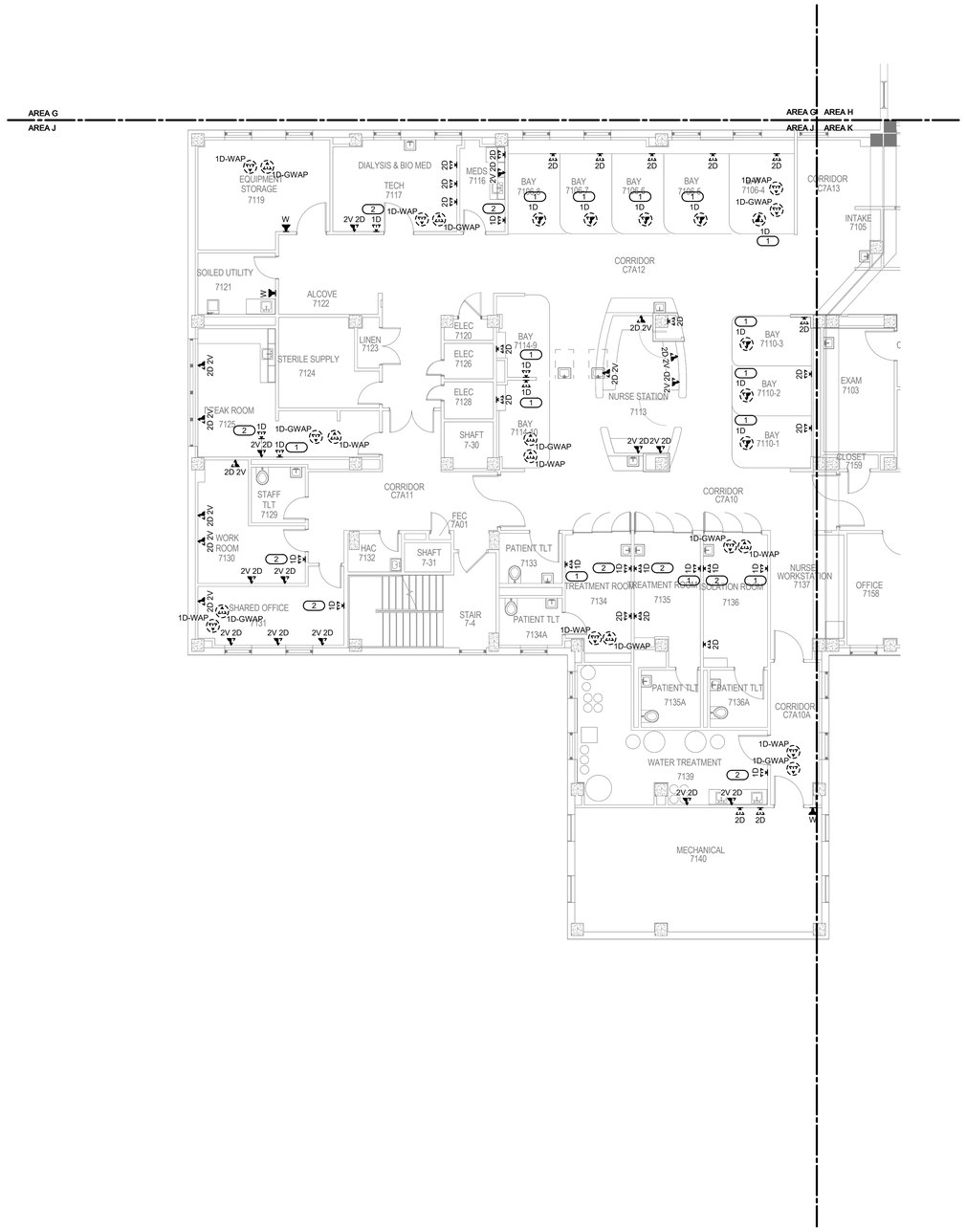

SHEET NOTES:

1. REMOVE ALL NETWORK CABLING TO POINTS OF TERMINATION IN ASSOCIATED TELECOM ROOMS. REFER TO FLOOR PLANS AND SHEET T1001 FOR TR ROOM LOCATIONS.
2. REFER TO ARCHITECTURAL PHASING PLANS FOR WHEN EXISTING CABLING IS ALLOWED TO BE DEMOLISHED.
3. FOR ALL EXISTING WIRELESS ACCESS POINTS AND SURVEILLANCE CAMERAS, DEVICES SHALL REMAIN. SCOPE OF WORK INCLUDES CABLE REPLACEMENT ONLY. COORDINATE WITH COR FOR ANY DOWNTIME OF DEVICES.
4. EXISTING LOCATIONS OF WORK AREA OUTLETS SHOWN ON THIS SHEET MAY NOT NECESSARILY BE IN THE EXACT LOCATION AS IDENTIFIED.
5. UNLESS NOTED OTHERWISE, ALL NURSE CALL AND SECURITY EQUIPMENT IN EXISTING DATA CLOSETS SHALL REMAIN. PROTECT IN PLACE.

KEYNOTES: (#)

1. F CONNECTOR AND COAX CABLE TO REMAIN.
2. DATA OUTLET MOUNTED BEHIND THE CLOCK.

1 BUILDING 111 SEVENTH FLOOR DEMOLITION PLAN - TECHNOLOGY - AREA J

1/8" = 1'-0"

TRUE NORTH
PLAN NORTH

Revisions:	Date:
35% SCHEMATIC DESIGN SUBMISSION	5.17.21
65% DESIGN DEVELOPMENT SUBMISSION	6.15.21
65% DESIGN DEVELOPMENT RESUBMISSION	8.25.21

CONSULTANT

IMEG
The FUTURE. Built Smarter. www.imegcorp.com
15 SUNNEN DRIVE
SUITE 104
ST. LOUIS, MO 63143
P: 314.645.1132 F: 314.645.1173
PROJECT #18004375.03

ARCHITECT/ENGINEER OF RECORD

Romanyk Consulting
Focusing on what matters
Romanyk Consulting Corp. www.romanykconsulting.com
3308 Preston Road, Suite 350-164, Plano, Texas 75093

STAMP

REGISTERED COMMUNICATIONS DISTRIBUTION DESIGNER
BICSI
DAVID LARSON
BICSI ID # 106098
EXPIRES 12-31-25
RCDD

Office of Construction and Facilities Management

VA U.S. Department of Veterans Affairs

Drawing Title: BUILDING 111 SEVENTH FLOOR DEMO PLAN - TECHNOLOGY - AREA J	Phase: FINAL BID DOCUMENTS	Project Title: EHRM INFRASTRUCTURE UPGRADES - MILWAUKEE, WI	Project Number: 695-21-700
Approved:	Sprinklered: FULLY SPRINKLERED	Location: 5000 W. NATIONAL AVENUE MILWAUKEE, WI	Building Number: 111
		Issue Date: SEPTEMBER 05, 2025 / Checked: PHINIE / Drawn: MAIBEJ	Drawing Number: 111-TD1107J

VA FORM 08 - 6231

Autodesk Docs://OCFM East - Milwaukee EHRM (R24)/T24_18004375.03_VA MilwEHRM_C.rvt
9/3/2025 4:00:21 PM

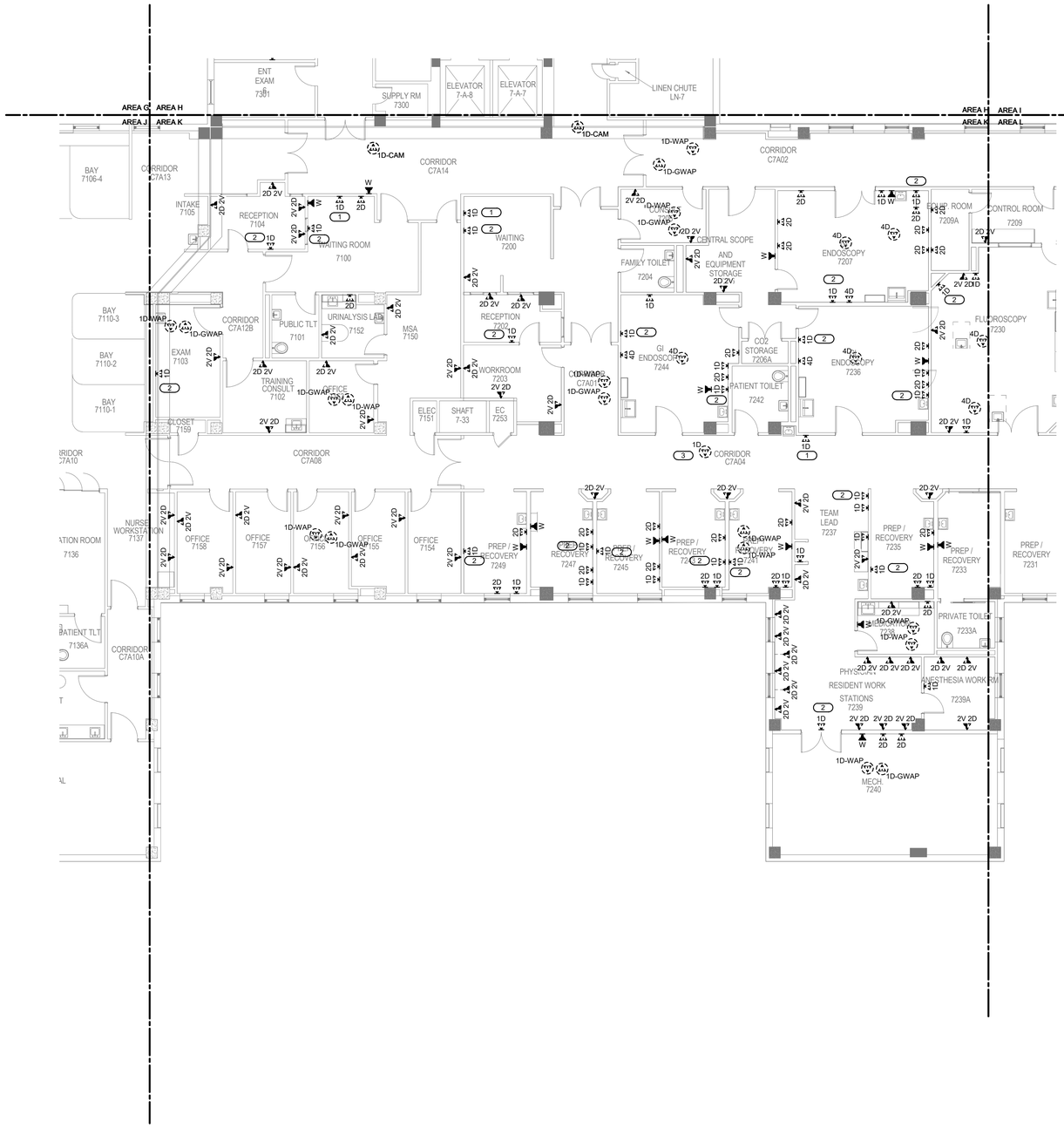

SHEET NOTES:

1. REMOVE ALL NETWORK CABLING TO POINTS OF TERMINATION IN ASSOCIATED TELECOM ROOMS. REFER TO FLOOR PLANS AND SHEET T1001 FOR TR ROOM LOCATIONS.
2. REFER TO ARCHITECTURAL PHASING PLANS FOR WHEN EXISTING CABLING IS ALLOWED TO BE DEMOLISHED.
3. FOR ALL EXISTING WIRELESS ACCESS POINTS AND SURVEILLANCE CAMERAS, DEVICES SHALL REMAIN. SCOPE OF WORK INCLUDES CABLE REPLACEMENT ONLY. COORDINATE WITH COR FOR ANY DOWNTIME OF DEVICES.
4. EXISTING LOCATIONS OF WORK AREA OUTLETS SHOWN ON THIS SHEET MAY NOT NECESSARILY BE IN THE EXACT LOCATION AS IDENTIFIED.
5. UNLESS NOTED OTHERWISE, ALL NURSE CALL AND SECURITY EQUIPMENT IN EXISTING DATA CLOSETS SHALL REMAIN. PROTECT IN PLACE.

KEYNOTES: (#)

1. F CONNECTOR AND COAX CABLE TO REMAIN.
2. DATA OUTLET MOUNTED BEHIND THE CLOCK.
3. DATA OUTLET FOR DAS SYSTEM.

1 BUILDING 111 SEVENTH FLOOR DEMOLITION PLAN - TECHNOLOGY - AREA K

1/8" = 1'-0"

TRUE NORTH
PLAN NORTH

Revisions:	Date:
35% SCHEMATIC DESIGN SUBMISSION	5.17.21
65% DESIGN DEVELOPMENT SUBMISSION	6.15.21
65% DESIGN DEVELOPMENT RESUBMISSION	8.25.21

CONSULTANT

IMEG
The FUTURE. Built Smarter www.imegcorp.com
15 SUNNEN DRIVE
SUITE 104
ST. LOUIS, MO 63143
P: 314.645.1132 F: 314.645.1173
PROJECT #18004375.03

ARCHITECT/ENGINEER OF RECORD

Romanyk Consulting
Focusing on what matters
Romanyk Consulting Corp. www.romanykconsulting.com
3308 Preston Road, Suite 350-164, Plano, Texas 75093

STAMP

REGISTERED COMMUNICATIONS DISTRIBUTION DESIGNER
Bicsi
DAVID LARSON
BICSI ID # 105098
Expires 12-31-25
RCDD

Office of Construction and Facilities Management
VA U.S. Department of Veterans Affairs

Drawing Title: BUILDING 111 SEVENTH FLOOR DEMO PLAN - TECHNOLOGY - AREA K	Phase: FINAL BID DOCUMENTS	Project Title: EHRM INFRASTRUCTURE UPGRADES - MILWAUKEE, WI	Project Number: 695-21-700
Approved:	Sprinklered: FULLY SPRINKLERED	Location: 5000 W. NATIONAL AVENUE MILWAUKEE, WI	Building Number: 111
		Issue Date: SEPTEMBER 05, 2025 / Checked: PHINIE / Drawn: MAIBEJ	Drawing Number: 111-TD1107K

VA FORM 08 - 6231

Autodesk Docs://OCFM East - Milwaukee EHRM (R24)/T24_18004375.03_VA MilwEHRM_C.rvt
9/3/2025 4:00:25 PM

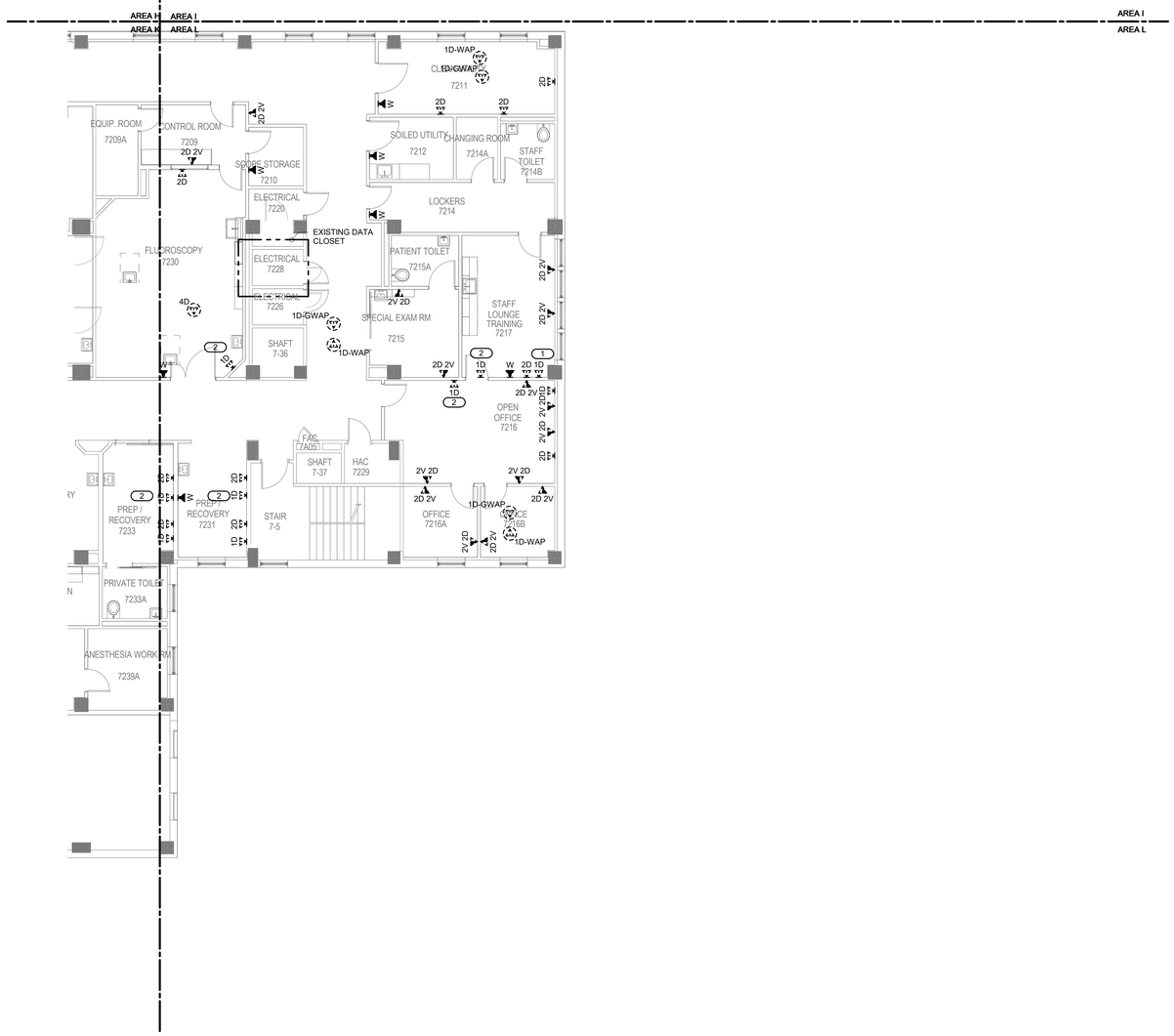

SHEET NOTES:

1. REMOVE ALL NETWORK CABLING TO POINTS OF TERMINATION IN ASSOCIATED TELECOM ROOMS. REFER TO FLOOR PLANS AND SHEET T1001 FOR TR ROOM LOCATIONS.
2. REFER TO ARCHITECTURAL PHASING PLANS FOR WHEN EXISTING CABLING IS ALLOWED TO BE DEMOLISHED.
3. FOR ALL EXISTING WIRELESS ACCESS POINTS AND SURVEILLANCE CAMERAS, DEVICES SHALL REMAIN. SCOPE OF WORK INCLUDES CABLE REPLACEMENT ONLY. COORDINATE WITH COR FOR ANY DOWNTIME OF DEVICES.
4. EXISTING LOCATIONS OF WORK AREA OUTLETS SHOWN ON THIS SHEET MAY NOT NECESSARILY BE IN THE EXACT LOCATION AS IDENTIFIED.
5. UNLESS NOTED OTHERWISE, ALL NURSE CALL AND SECURITY EQUIPMENT IN EXISTING DATA CLOSETS SHALL REMAIN. PROTECT IN PLACE.

KEYNOTES: (#)

1. F CONNECTOR AND COAX CABLE TO REMAIN.
2. DATA OUTLET MOUNTED BEHIND THE CLOCK.

1 BUILDING 111 SEVENTH FLOOR DEMOLITION PLAN - TECHNOLOGY - AREA L

1/8" = 1'-0"

TRUE NORTH
PLAN NORTH

Revisions:	Date:
35% SCHEMATIC DESIGN SUBMISSION	5.17.21
65% DESIGN DEVELOPMENT SUBMISSION	6.15.21
65% DESIGN DEVELOPMENT RESUBMISSION	8.25.21

CONSULTANT

IMEG
The FUTURE. Built Smarter. www.imegcorp.com
15 SUNNEN DRIVE
SUITE 104
ST. LOUIS, MO 63143
P: 314.645.1132 F: 314.645.1173
PROJECT #18004375.03

ARCHITECT/ENGINEER OF RECORD

Romanyk Consulting
Focusing on what matters
Romanyk Consulting Corp. www.romanykconsulting.com
3308 Preston Road, Suite 350-164, Plano, Texas 75093

STAMP

REGISTERED COMMUNICATIONS DISTRIBUTION DESIGNER
Bicsi
DAVID LARSON
BICSI ID # 106098
EXPIRES 12-31-25
RCDD

Office of Construction and Facilities Management
VA U.S. Department of Veterans Affairs

Drawing Title: BUILDING 111 SEVENTH FLOOR DEMO PLAN - TECHNOLOGY - AREA L

Approved:

Phase: FINAL BID DOCUMENTS

Sprinklered: FULLY SPRINKLERED

Project Title: EHRM INFRASTRUCTURE UPGRADES - MILWAUKEE, WI

Location: 5000 W. NATIONAL AVENUE MILWAUKEE, WI

Issue Date: SEPTEMBER 05, 2025 | Checked: PHINIE | Drawn: MAIBEJ

Project Number: 695-21-700

Building Number: 111

Drawing Number: 111-TD1107L

VA FORM 08 - 6231

Autodesk Docs://OCFM East - Milwaukee EHRM (R24)/T24_18004375.03_VA MilwEHRM_C.rvt

9/3/2025 4:00:29 PM

NOTES:

1. UNLESS NOTED OTHERWISE, ALL NURSE CALL AND SECURITY EQUIPMENT IN EXISTING DATA CLOSETS SHALL REMAIN. PROTECT IN PLACE.

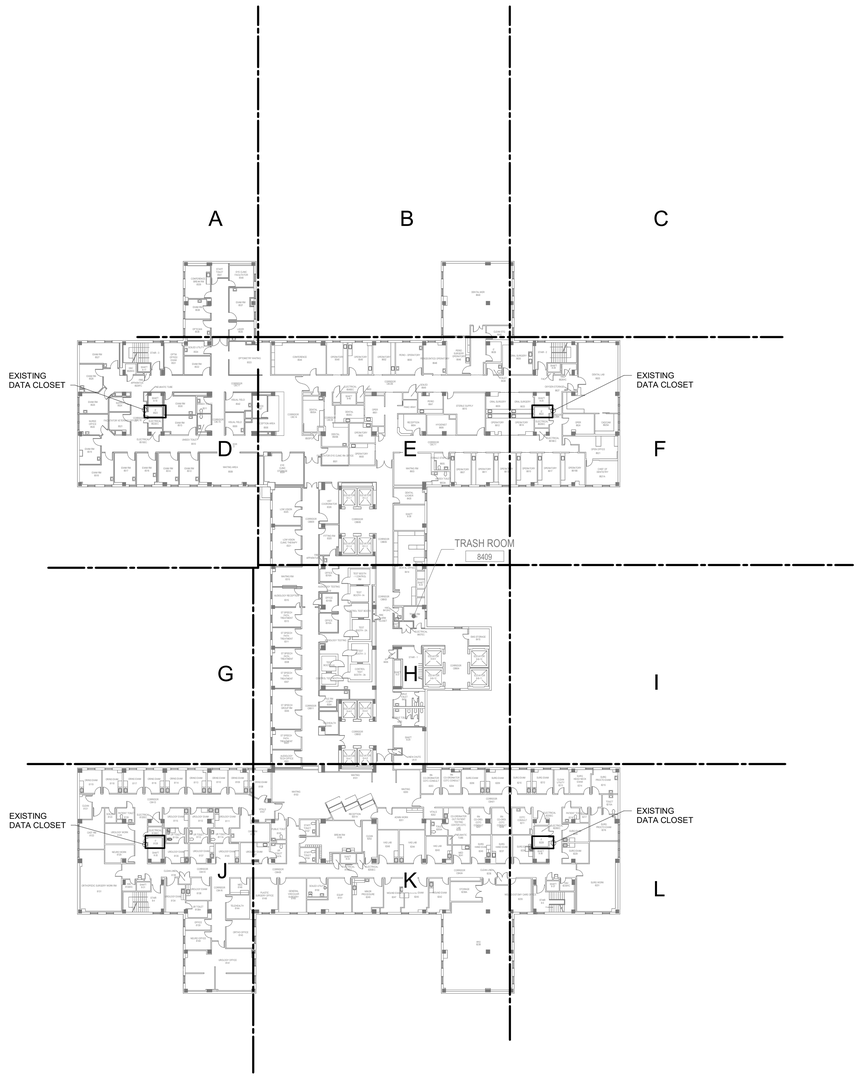

1 BUILDING 111 EIGHTH FLOOR OVERALL DEMOLITION PLAN - TECHNOLOGY

1" = 30'-0"

TRUE NORTH
PLAN NORTH

0' 15' 30' 60'
Graphic Scale : 1" = 30'-0"

Revisions:	Date:
35% SCHEMATIC DESIGN SUBMISSION	5.17.21
65% DESIGN DEVELOPMENT SUBMISSION	6.15.21
65% DESIGN DEVELOPMENT RESUBMISSION	8.25.21

CONSULTANT

IMEG
The FUTURE. Built Smarter www.imegcorp.com
15 SUNNEN DRIVE
SUITE 104
ST. LOUIS, MO 63143
P: 314.645.1132 F: 314.645.1173
PROJECT #18004375.03

ARCHITECT/ENGINEER OF RECORD

Romanyk Consulting
Focusing on what matters
Romanyk Consulting Corp. www.romanykconsulting.com
3308 Preston Road, Suite 350-164, Plano, Texas 75093

STAMP

REGISTERED COMMUNICATIONS DISTRIBUTION DESIGNER
Bicsi
DAVID LARSON
BICSI ID # 106098
EXPIRES 12-31-25
RCDD

Office of Construction and Facilities Management

VA U.S. Department of Veterans Affairs

Drawing Title	BUILDING 111 EIGHTH FLOOR OVERALL DEMO PLAN - TECHNOLOGY
Phase	FINAL BID DOCUMENTS
Project Title	EHRM INFRASTRUCTURE UPGRADES - MILWAUKEE, WI
Project Number	695-21-700
Building Number	111
Approved:	
Sprinklered	FULLY SPRINKLERED
Location	5000 W. NATIONAL AVENUE MILWAUKEE, WI
Issue Date	SEPTEMBER 05, 2025
Checked	PHINIE
Drawn	MAIBEJ
Drawing Number	111-TD1108

VA FORM 08 - 6231

Autodesk Docs://OCFM East - Milwaukee EHRM (R24)/T24_18004375.03_VA MilwEHRM_C.rvt
9/3/2025 4:00:30 PM

SHEET NOTES:

1. REMOVE ALL NETWORK CABLING TO POINTS OF TERMINATION IN ASSOCIATED TELECOM ROOMS. REFER TO FLOOR PLANS AND SHEET T1001 FOR TR ROOM LOCATIONS.
2. REFER TO ARCHITECTURAL PHASING PLANS FOR WHEN EXISTING CABLING IS ALLOWED TO BE DEMOLISHED.
3. FOR ALL EXISTING WIRELESS ACCESS POINTS AND SURVEILLANCE CAMERAS, DEVICES SHALL REMAIN. SCOPE OF WORK INCLUDES CABLE REPLACEMENT ONLY. COORDINATE WITH COR FOR ANY DOWNTIME OF DEVICES.
4. EXISTING LOCATIONS OF WORK AREA OUTLETS SHOWN ON THIS SHEET MAY NOT NECESSARILY BE IN THE EXACT LOCATION AS IDENTIFIED.
5. UNLESS NOTED OTHERWISE, ALL NURSE CALL AND SECURITY EQUIPMENT IN EXISTING DATA CLOSETS SHALL REMAIN. PROTECT IN PLACE.

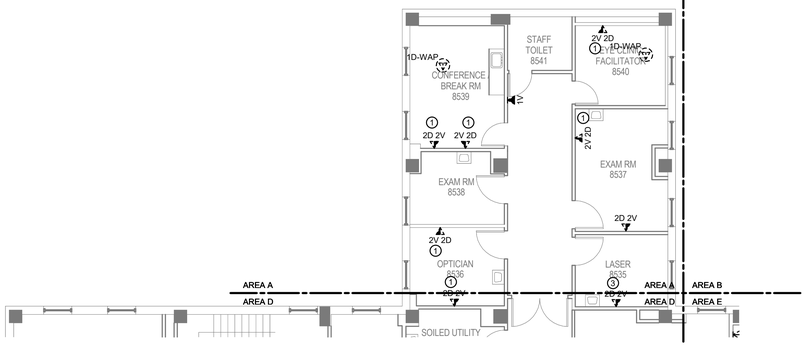

1 BUILDING 111 EIGHTH FLOOR DEMOLITION PLAN - TECHNOLOGY - AREA A

1/8" = 1'-0"

TRUE NORTH
PLAN NORTH

35% SCHEMATIC DESIGN SUBMISSION	5.17.21
65% DESIGN DEVELOPMENT SUBMISSION	6.15.21
65% DESIGN DEVELOPMENT RESUBMISSION	8.25.21
Revisions:	Date:

CONSULTANT

IMEG
The FUTURE. Built Smarter www.imegcorp.com
15 SUNNEN DRIVE
SUITE 104
ST. LOUIS, MO 63143
P: 314.645.1132 F: 314.645.1173
PROJECT #180043750.03

ARCHITECT/ENGINEER OF RECORD

Romanyk Consulting
Focusing on what matters
Romanyk Consulting Corp. www.romanykconsulting.com
3308 Preston Road, Suite 350-164, Plano, Texas 75093

STAMP

REGISTERED COMMUNICATIONS DISTRIBUTION DESIGNER
Bicsi
DAVID LARSON
BICSI ID # 106098
Expires 12-31-25
RCDD

Office of Construction and Facilities Management
VA U.S. Department of Veterans Affairs

Approved:

Drawing Title: BUILDING 111 EIGHTH FLOOR DEMO PLAN - TECHNOLOGY - AREA A

Phase: FINAL BID DOCUMENTS

Sprinklered: FULLY SPRINKLERED

Project Title: EHRM INFRASTRUCTURE UPGRADES - MILWAUKEE, WI

Location: 5000 W. NATIONAL AVENUE MILWAUKEE, WI

Issue Date: SEPTEMBER 05, 2025 | Checked: PHINIE | Drawn: MAIBEJ

Project Number: 695-21-700

Building Number: 111

Drawing Number: 111-TD1108A

Graphic Scale: 1/16" = 1'-0"
Graphic Scale: 1/8" = 1'-0"
Graphic Scale: .332" = 1'-0"
Graphic Scale: 1/4" = 1'-0"
Graphic Scale: .38" = 1'-0"
Graphic Scale: 1/2" = 1'-0"
Graphic Scale: .34" = 1'-0"
Graphic Scale: 11" = 1'-0"
Graphic Scale: 1 1/2" = 1'-0"

VA FORM 08 - 6231

Autodesk Docs://OCFM East - Milwaukee EHRM (R24)/T24_180043750.03_VA MilwEHRM_C.rvt
9/3/2025 4:00:31 PM

SHEET NOTES:

1. REMOVE ALL NETWORK CABLING TO POINTS OF TERMINATION IN ASSOCIATED TELECOM ROOMS. REFER TO FLOOR PLANS AND SHEET T1001 FOR TR ROOM LOCATIONS.
2. REFER TO ARCHITECTURAL PHASING PLANS FOR WHEN EXISTING CABLING IS ALLOWED TO BE DEMOLISHED.
3. FOR ALL EXISTING WIRELESS ACCESS POINTS AND SURVEILLANCE CAMERAS, DEVICES SHALL REMAIN. SCOPE OF WORK INCLUDES CABLE REPLACEMENT ONLY. COORDINATE WITH COR FOR ANY DOWNTIME OF DEVICES.
4. EXISTING LOCATIONS OF WORK AREA OUTLETS SHOWN ON THIS SHEET MAY NOT NECESSARILY BE IN THE EXACT LOCATION AS IDENTIFIED.
5. UNLESS NOTED OTHERWISE, ALL NURSE CALL AND SECURITY EQUIPMENT IN EXISTING DATA CLOSETS SHALL REMAIN. PROTECT IN PLACE.



1 BUILDING 111 EIGHTH FLOOR DEMOLITION PLAN - TECHNOLOGY - AREA B

1/8" = 1'-0"

TRUE NORTH
PLAN NORTH

35% SCHEMATIC DESIGN SUBMISSION	5.17.21
65% DESIGN DEVELOPMENT SUBMISSION	6.15.21
65% DESIGN DEVELOPMENT RESUBMISSION	8.25.21
Revisions:	Date:

CONSULTANT

IMEG
The FUTURE. Built Smarter. www.imegcorp.com
15 SUNNEN DRIVE
SUITE 104
ST. LOUIS, MO 63143
P: 314.645.1132 F: 314.645.1173
PROJECT #18004375.03

ARCHITECT/ENGINEER OF RECORD

Romanyk Consulting
Focusing on what matters
Romanyk Consulting Corp. www.romanykconsulting.com
3308 Preston Road, Suite 350-164, Plano, Texas 75093

STAMP

REGISTERED COMMUNICATIONS DISTRIBUTION DESIGNER
Bicsi
DAVID LARSON
BICSI ID # 105098
Expires 12-31-25
RCDD

Office of Construction and Facilities Management

VA U.S. Department of Veterans Affairs

Drawing Title: BUILDING 111 EIGHTH FLOOR DEMO PLAN - TECHNOLOGY - AREA B	Phase: FINAL BID DOCUMENTS	Project Title: EHRM INFRASTRUCTURE UPGRADES - MILWAUKEE, WI	Project Number: 695-21-700
			Building Number: 111
Approved:	Sprinklered: FULLY SPRINKLERED	Location: 5000 W. NATIONAL AVENUE MILWAUKEE, WI	Drawing Number: 111-TD1108B
		Issue Date: SEPTEMBER 05, 2025 / Checked: PHINIE / Drawn: MAIBEJ	

VA FORM 08 - 6231

Autodesk Docs://OCFM East - Milwaukee EHRM (R24)/T24_18004375.03_VA MilwEHRM_C.rvt
9/3/2025 4:00:32 PM

SHEET NOTES:

1. REMOVE ALL NETWORK CABLING TO POINTS OF TERMINATION IN ASSOCIATED TELECOM ROOMS. REFER TO FLOOR PLANS AND SHEET T1001 FOR TR ROOM LOCATIONS.
2. REFER TO ARCHITECTURAL PHASING PLANS FOR WHEN EXISTING CABLING IS ALLOWED TO BE DEMOLISHED.
3. FOR ALL EXISTING WIRELESS ACCESS POINTS AND SURVEILLANCE CAMERAS, DEVICES SHALL REMAIN. SCOPE OF WORK INCLUDES CABLE REPLACEMENT ONLY. COORDINATE WITH COR FOR ANY DOWNTIME OF DEVICES.
4. EXISTING LOCATIONS OF WORK AREA OUTLETS SHOWN ON THIS SHEET MAY NOT NECESSARILY BE IN THE EXACT LOCATION AS IDENTIFIED.
5. UNLESS NOTED OTHERWISE, ALL NURSE CALL AND SECURITY EQUIPMENT IN EXISTING DATA CLOSETS SHALL REMAIN. PROTECT IN PLACE.

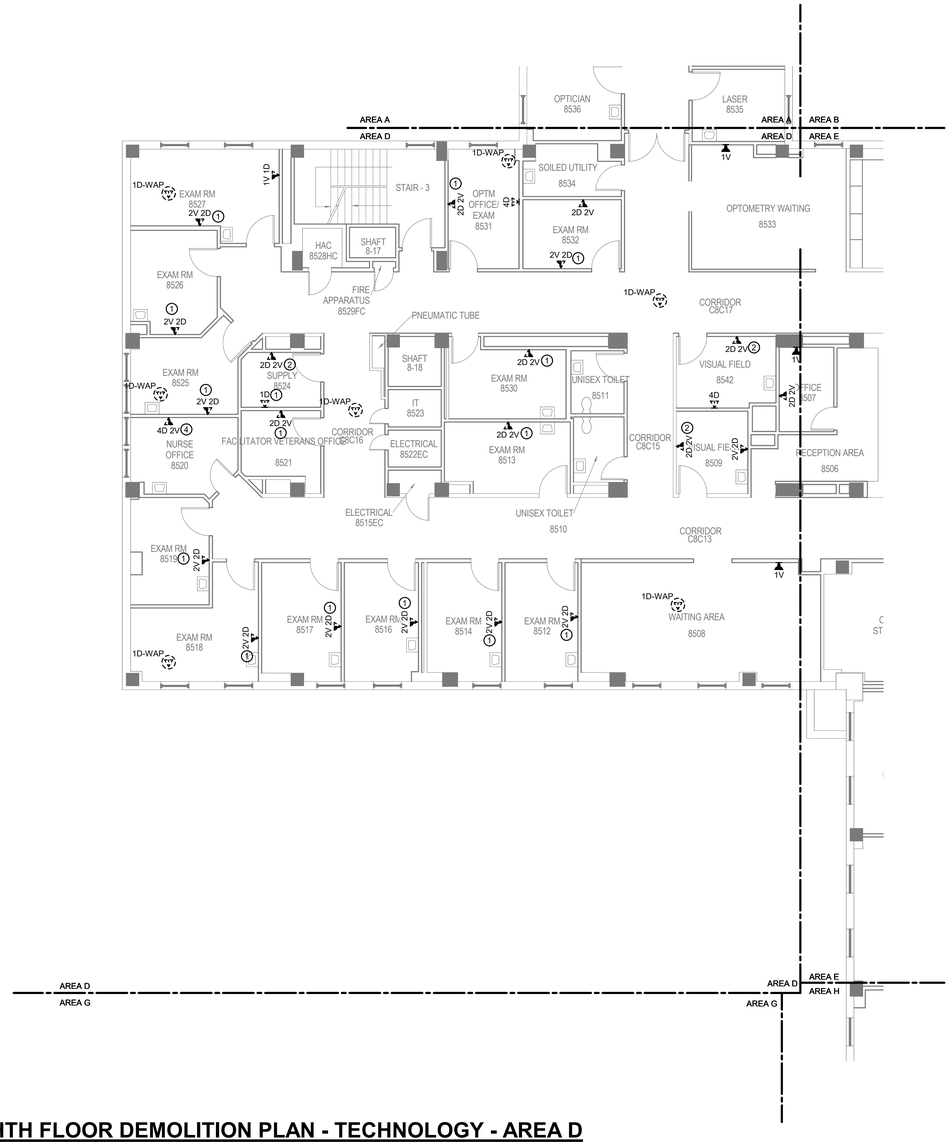

1 BUILDING 111 EIGHTH FLOOR DEMOLITION PLAN - TECHNOLOGY - AREA D

1/8" = 1'-0"

TRUE NORTH
PLAN NORTH

Revisions:	Date:
35% SCHEMATIC DESIGN SUBMISSION	5.17.21
65% DESIGN DEVELOPMENT SUBMISSION	6.15.21
65% DESIGN DEVELOPMENT RESUBMISSION	8.25.21

CONSULTANT

IMEG
The FUTURE. Built Smarter www.imegcorp.com
15 SUNNEN DRIVE
SUITE 104
ST. LOUIS, MO 63143
P: 314.645.1132 F: 314.645.1173
PROJECT #18004375.03

ARCHITECT/ENGINEER OF RECORD

Romanyk Consulting
Focusing on what matters
Romanyk Consulting Corp. www.romanykconsulting.com
3308 Preston Road, Suite 350-164, Plano, Texas 75093

STAMP

REGISTERED COMMUNICATIONS DISTRIBUTION DESIGNER
Bicsi
DAVID LARSON
BICSI ID # 106098
EXPIRES 12-31-25
RCDD

Office of Construction and Facilities Management

VA U.S. Department of Veterans Affairs

Drawing Title
BUILDING 111 EIGHTH FLOOR DEMO PLAN - TECHNOLOGY - AREA D

Approved:

Phase
FINAL BID DOCUMENTS

Sprinklered
FULLY SPRINKLERED

Project Title
EHRM INFRASTRUCTURE UPGRADES - MILWAUKEE, WI

Location
5000 W. NATIONAL AVENUE MILWAUKEE, WI

Issue Date SEPTEMBER 05, 2025
Checked PHINIE
Drawn MAIBEJ

Project Number 695-21-700
Building Number 111
Drawing Number 111-TD1108D

VA FORM 08 - 6231

Autodesk Docs://OCFM East - Milwaukee EHRM (R24)/T24_18004375.03_VA MilwEHRM_C.rvt

9/3/2025 4:00:33 PM

SHEET NOTES:

1. REMOVE ALL NETWORK CABLING TO POINTS OF TERMINATION IN ASSOCIATED TELECOM ROOMS. REFER TO FLOOR PLANS AND SHEET T1001 FOR TR ROOM LOCATIONS.
2. REFER TO ARCHITECTURAL PHASING PLANS FOR WHEN EXISTING CABLING IS ALLOWED TO BE DEMOLISHED.
3. FOR ALL EXISTING WIRELESS ACCESS POINTS AND SURVEILLANCE CAMERAS, DEVICES SHALL REMAIN. SCOPE OF WORK INCLUDES CABLE REPLACEMENT ONLY. COORDINATE WITH COR FOR ANY DOWNTIME OF DEVICES.
4. EXISTING LOCATIONS OF WORK AREA OUTLETS SHOWN ON THIS SHEET MAY NOT NECESSARILY BE IN THE EXACT LOCATION AS IDENTIFIED.
5. UNLESS NOTED OTHERWISE, ALL NURSE CALL AND SECURITY EQUIPMENT IN EXISTING DATA CLOSETS SHALL REMAIN. PROTECT IN PLACE.

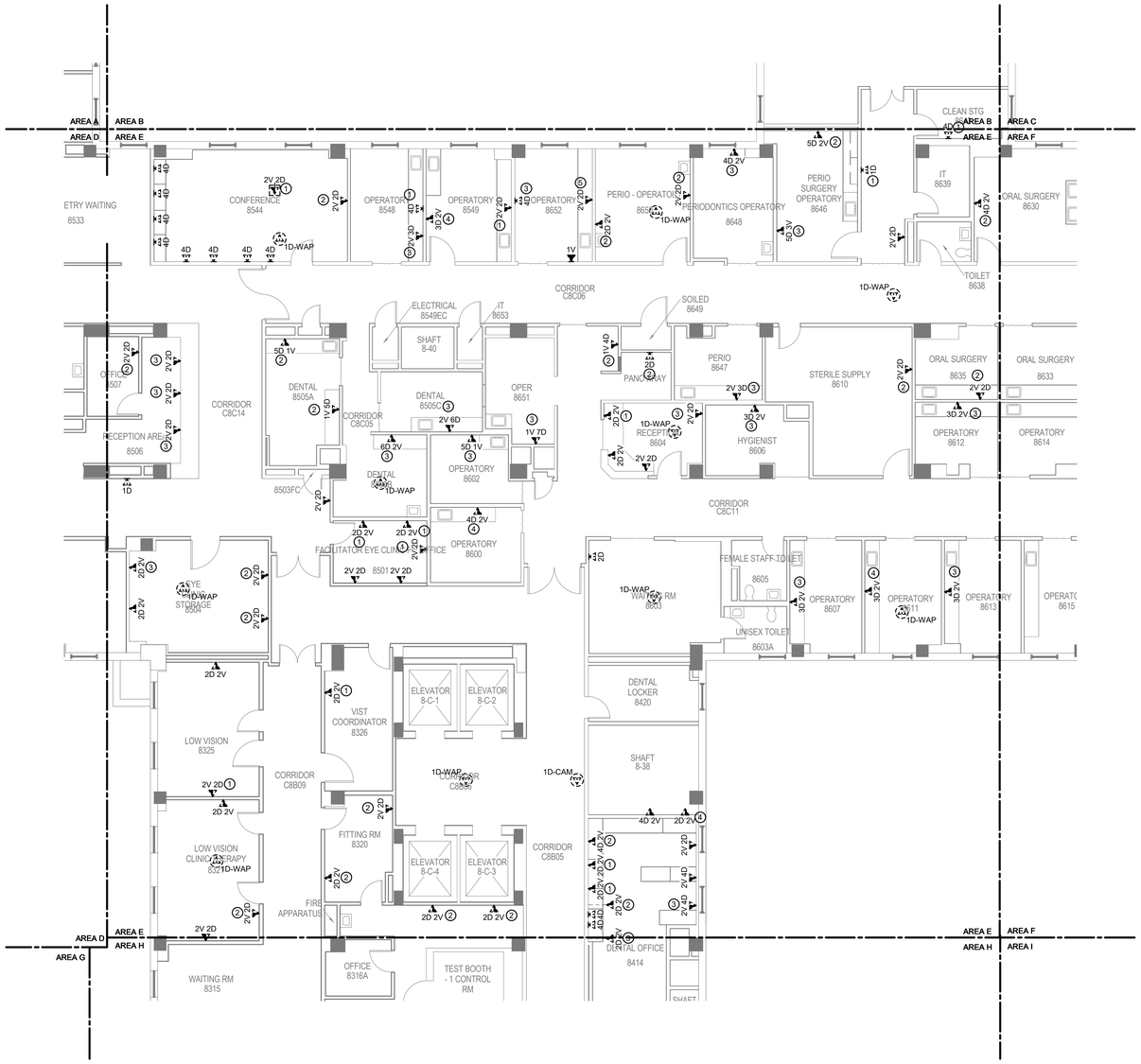

1 BUILDING 111 EIGHTH FLOOR DEMOLITION PLAN - TECHNOLOGY - AREA E

1/8" = 1'-0"

TRUE NORTH
PLAN NORTH

35% SCHEMATIC DESIGN SUBMISSION	5.17.21
65% DESIGN DEVELOPMENT SUBMISSION	6.15.21
65% DESIGN DEVELOPMENT RESUBMISSION	8.25.21
Revisions:	Date:

CONSULTANT

IMEG
The FUTURE. Built Smarter www.imegcorp.com
15 SUNNEN DRIVE
SUITE 104
ST. LOUIS, MO 63143
P: 314.645.1132 F: 314.645.1173
PROJECT #18004375.03

ARCHITECT/ENGINEER OF RECORD

Romanyk Consulting
Focusing on what matters
Romanyk Consulting Corp. www.romanykconsulting.com
3308 Preston Road, Suite 350-164, Plano, Texas 75093

STAMP

REGISTERED COMMUNICATIONS DISTRIBUTION DESIGNER
Bicsi
DAVID LARSON
BICSI ID # 106098
EXPIRES 12-31-25
RCDD

Office of Construction and Facilities Management

VA U.S. Department of Veterans Affairs

Drawing Title: BUILDING 111 EIGHTH FLOOR DEMO PLAN - TECHNOLOGY - AREA E	Phase: FINAL BID DOCUMENTS	Project Title: EHRM INFRASTRUCTURE UPGRADES - MILWAUKEE, WI	Project Number: 695-21-700
			Building Number: 111
Approved:	Sprinklered: FULLY SPRINKLERED	Location: 5000 W. NATIONAL AVENUE MILWAUKEE, WI	Drawing Number: 111-TD1108E
		Issue Date: SEPTEMBER 05, 2025 / Checked: PHINIE / Drawn: MAIBEJ	

VA FORM 08 - 6231

Autodesk Docs://OCFM East - Milwaukee EHRM (R24)/T24_18004375.03_VA MilwEHRM_C.rvt

9/3/2025 4:00:38 PM

SHEET NOTES:

1. REMOVE ALL NETWORK CABLING TO POINTS OF TERMINATION IN ASSOCIATED TELECOM ROOMS. REFER TO FLOOR PLANS AND SHEET T1001 FOR TR ROOM LOCATIONS.
2. REFER TO ARCHITECTURAL PHASING PLANS FOR WHEN EXISTING CABLING IS ALLOWED TO BE DEMOLISHED.
3. FOR ALL EXISTING WIRELESS ACCESS POINTS AND SURVEILLANCE CAMERAS, DEVICES SHALL REMAIN. SCOPE OF WORK INCLUDES CABLE REPLACEMENT ONLY. COORDINATE WITH COR FOR ANY DOWNTIME OF DEVICES.
4. EXISTING LOCATIONS OF WORK AREA OUTLETS SHOWN ON THIS SHEET MAY NOT NECESSARILY BE IN THE EXACT LOCATION AS IDENTIFIED.
5. UNLESS NOTED OTHERWISE, ALL NURSE CALL AND SECURITY EQUIPMENT IN EXISTING DATA CLOSETS SHALL REMAIN. PROTECT IN PLACE.

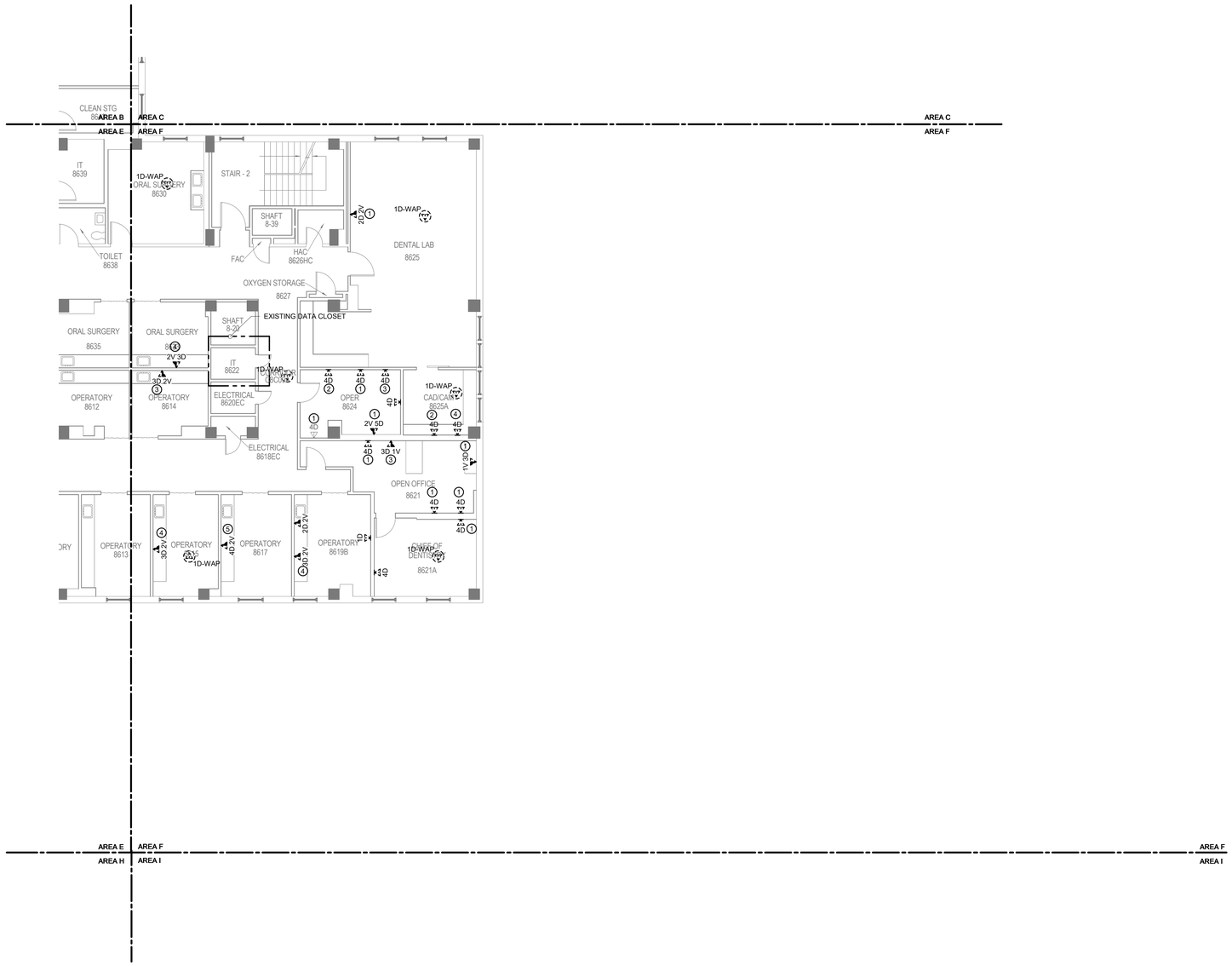

1 BUILDING 111 EIGHTH FLOOR DEMOLITION PLAN - TECHNOLOGY - AREA F

1/8" = 1'-0"

TRUE NORTH
PLAN NORTH

35% SCHEMATIC DESIGN SUBMISSION	5.17.21
65% DESIGN DEVELOPMENT SUBMISSION	6.15.21
65% DESIGN DEVELOPMENT RESUBMISSION	8.25.21
Revisions:	Date:

CONSULTANT

IMEG
The FUTURE. Built Smarter. www.imegcorp.com
15 SUNNEN DRIVE
SUITE 104
ST. LOUIS, MO 63143
P: 314.645.1132 F: 314.645.1173
PROJECT #18004375.03

ARCHITECT/ENGINEER OF RECORD

Romanyk Consulting
Focusing on what matters
Romanyk Consulting Corp. www.romanykconsulting.com
3308 Preston Road, Suite 350-164, Plano, Texas 75093

STAMP

REGISTERED COMMUNICATIONS DISTRIBUTION DESIGNER
Bicsi
DAVID LARSON
BICSI ID # 106098
EXPIRES 12-31-25
RCDD

Office of Construction and Facilities Management

VA U.S. Department of Veterans Affairs

Drawing Title: BUILDING 111 EIGHTH FLOOR DEMO PLAN - TECHNOLOGY - AREA F	Phase: FINAL BID DOCUMENTS	Project Title: EHRM INFRASTRUCTURE UPGRADES - MILWAUKEE, WI	Project Number: 695-21-700
			Building Number: 111
Approved:	Sprinklered: FULLY SPRINKLERED	Location: 5000 W. NATIONAL AVENUE MILWAUKEE, WI	Drawing Number: 111-TD1108F
		Issue Date: SEPTEMBER 05, 2025 · Checked: PHINIE · Drawn: MAIBEJ	

VA FORM 08 - 6231

Autodesk Docs://OCFM East - Milwaukee EHRM (R24)/T24_18004375.03_VA MilwEHRM_C.rvt

9/3/2025 4:00:38 PM

Graphic Scale: 1/16" = 1'-0"
Graphic Scale: 1/8" = 1'-0"
Graphic Scale: 3/32" = 1'-0"
Graphic Scale: 1/4" = 1'-0"
Graphic Scale: 3/8" = 1'-0"
Graphic Scale: 1/2" = 1'-0"
Graphic Scale: 3/4" = 1'-0"
Graphic Scale: 1" = 1'-0"
Graphic Scale: 1 1/2" = 1'-0"

SHEET NOTES:

1. REMOVE ALL NETWORK CABLING TO POINTS OF TERMINATION IN ASSOCIATED TELECOM ROOMS. REFER TO FLOOR PLANS AND SHEET T1001 FOR TR ROOM LOCATIONS.
2. REFER TO ARCHITECTURAL PHASING PLANS FOR WHEN EXISTING CABLING IS ALLOWED TO BE DEMOLISHED.
3. FOR ALL EXISTING WIRELESS ACCESS POINTS AND SURVEILLANCE CAMERAS, DEVICES SHALL REMAIN. SCOPE OF WORK INCLUDES CABLE REPLACEMENT ONLY. COORDINATE WITH COR FOR ANY DOWNTIME OF DEVICES.
4. EXISTING LOCATIONS OF WORK AREA OUTLETS SHOWN ON THIS SHEET MAY NOT NECESSARILY BE IN THE EXACT LOCATION AS IDENTIFIED.
5. UNLESS NOTED OTHERWISE, ALL NURSE CALL AND SECURITY EQUIPMENT IN EXISTING DATA CLOSETS SHALL REMAIN. PROTECT IN PLACE.

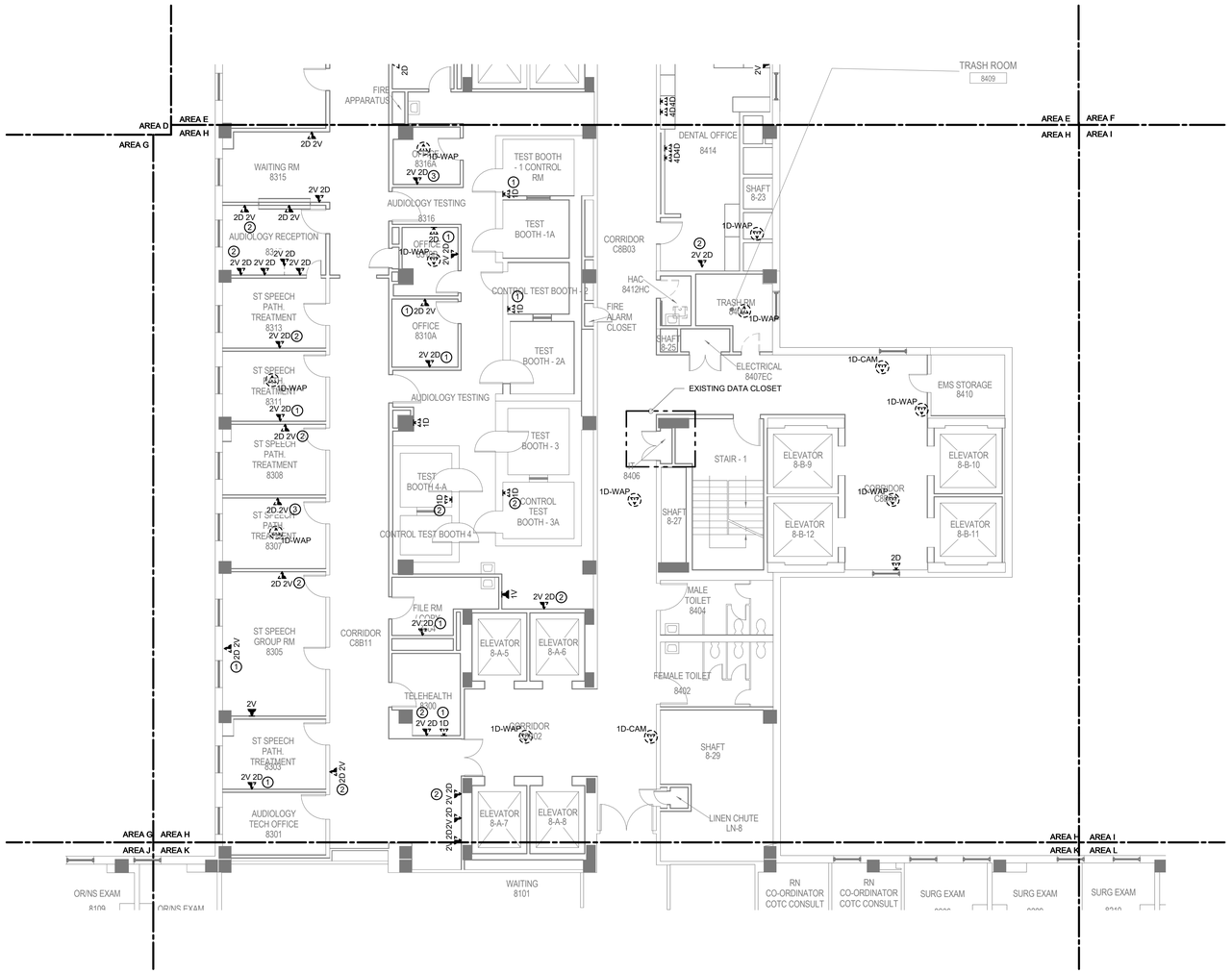

1 BUILDING 111 EIGHTH FLOOR DEMOLITION PLAN - TECHNOLOGY - AREA H

1/8" = 1'-0"

TRUE NORTH
PLAN NORTH

Revisions:	Date:
35% SCHEMATIC DESIGN SUBMISSION	5.17.21
65% DESIGN DEVELOPMENT SUBMISSION	6.15.21
65% DESIGN DEVELOPMENT RESUBMISSION	8.25.21

CONSULTANT

IMEG
The FUTURE. Built Smarter. www.imegcorp.com
15 SUNNEN DRIVE
SUITE 104
ST. LOUIS, MO 63143
P: 314.645.1132 F: 314.645.1173
PROJECT #16004375.03

ARCHITECT/ENGINEER OF RECORD

Romanyk Consulting
Focusing on what matters
Romanyk Consulting Corp. www.romanykconsulting.com
3308 Preston Road, Suite 350-164, Plano, Texas 75093

STAMP

REGISTERED COMMUNICATIONS DISTRIBUTION DESIGNER
BICSI
DAVID LARSON
BICSI ID # 106098
EXPIRES 12-31-25
RCDD

Office of Construction and Facilities Management

VA U.S. Department of Veterans Affairs

Drawing Title: BUILDING 111 EIGHTH FLOOR DEMO PLAN - TECHNOLOGY - AREA H	Phase: FINAL BID DOCUMENTS	Project Title: EHRM INFRASTRUCTURE UPGRADES - MILWAUKEE, WI	Project Number: 695-21-700
Approved:	Sprinklered: FULLY SPRINKLERED	Location: 5000 W. NATIONAL AVENUE MILWAUKEE, WI	Building Number: 111
		Issue Date: SEPTEMBER 05, 2025 / Checked: PHINIE / Drawn: MAIBEJ	Drawing Number: 111-TD1108H

VA FORM 08 - 6231

Autodesk Docs://OCFM East - Milwaukee EHRM (R24)/T24_16004375.03_VA MilweEHRM_C.rvt

9/3/2025 4:00:40 PM

SHEET NOTES:

1. REMOVE ALL NETWORK CABLING TO POINTS OF TERMINATION IN ASSOCIATED TELECOM ROOMS. REFER TO FLOOR PLANS AND SHEET T1001 FOR TR ROOM LOCATIONS.
2. REFER TO ARCHITECTURAL PHASING PLANS FOR WHEN EXISTING CABLING IS ALLOWED TO BE DEMOLISHED.
3. FOR ALL EXISTING WIRELESS ACCESS POINTS AND SURVEILLANCE CAMERAS, DEVICES SHALL REMAIN. SCOPE OF WORK INCLUDES CABLE REPLACEMENT ONLY. COORDINATE WITH COR FOR ANY DOWNTIME OF DEVICES.
4. EXISTING LOCATIONS OF WORK AREA OUTLETS SHOWN ON THIS SHEET MAY NOT NECESSARILY BE IN THE EXACT LOCATION AS IDENTIFIED.
5. UNLESS NOTED OTHERWISE, ALL NURSE CALL AND SECURITY EQUIPMENT IN EXISTING DATA CLOSETS SHALL REMAIN. PROTECT IN PLACE.

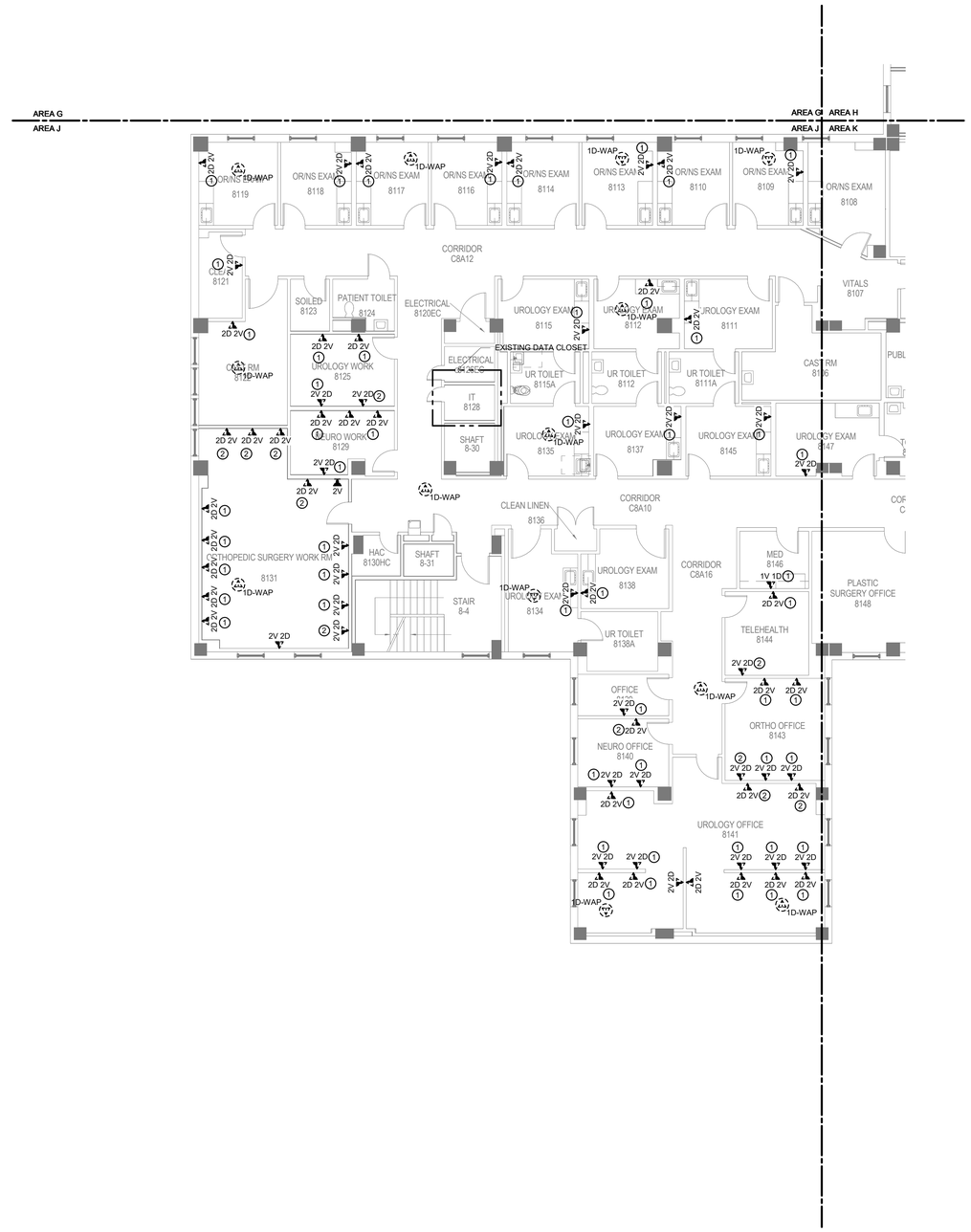

1 BUILDING 111 EIGHTH FLOOR DEMOLITION PLAN - TECHNOLOGY - AREA J

1/8" = 1'-0"

TRUE NORTH
PLAN NORTH

Revisions:	Date:
35% SCHEMATIC DESIGN SUBMISSION	5.17.21
65% DESIGN DEVELOPMENT SUBMISSION	6.15.21
65% DESIGN DEVELOPMENT RESUBMISSION	8.25.21

CONSULTANT

IMEG
The FUTURE. Built Smarter. www.imegcorp.com
15 SUNNEN DRIVE
SUITE 104
ST. LOUIS, MO 63143
P: 314.645.1132 F: 314.645.1173
PROJECT #18004375.03

ARCHITECT/ENGINEER OF RECORD

Romanyk Consulting
Focusing on what matters
Romanyk Consulting Corp. www.romanykconsulting.com
3308 Preston Road, Suite 350-164, Plano, Texas 75093

STAMP

REGISTERED COMMUNICATIONS DISTRIBUTION DESIGNER
BICSI
DAVID LARSON
BICSI ID # 106098
EXPIRES 12-31-25
RCDD

Office of Construction and Facilities Management

VA U.S. Department of Veterans Affairs

Drawing Title BUILDING 111 EIGHTH FLOOR DEMO PLAN - TECHNOLOGY - AREA J	**Phase** FINAL BID DOCUMENTS	**Project Title** EHRM INFRASTRUCTURE UPGRADES - MILWAUKEE, WI	**Project Number** 695-21-700
Approved:	**Sprinklered** FULLY SPRINKLERED	**Location** 5000 W. NATIONAL AVENUE MILWAUKEE, WI	**Building Number** 111
		Issue Date SEPTEMBER 05, 2025 / **Checked** PHINIE / **Drawn** MAIBEJ	**Drawing Number** 111-TD1108J

VA FORM 08 - 6231

Autodesk Docs://OCFM East - Milwaukee EHRM (R24)/T24_18004375.03_VA MilwEHRM_C.rvt

9/3/2025 4:00:42 PM

Graphic Scale: 11/16" = 1'-0" 32' 16' 8' 0'
Graphic Scale: 1/8" = 1'-0" 16' 8' 4' 0'
Graphic Scale: 3/32" = 1'-0" 2' 1' 8" 4" 0'
Graphic Scale: 1/4" = 1'-0" 4' 2' 1' 0'
Graphic Scale: 3/8" = 1'-0" 4' 2' 1' 0'
Graphic Scale: 1/2" = 1'-0" 4' 2' 1' 0'
Graphic Scale: 3/4" = 1'-0" 2' 1' 6" 0'
Graphic Scale: 1" = 1'-0" 2' 1' 6" 0'
Graphic Scale: 1 1/2" = 1'-0" 1'6" 1' 6" 3" 0'

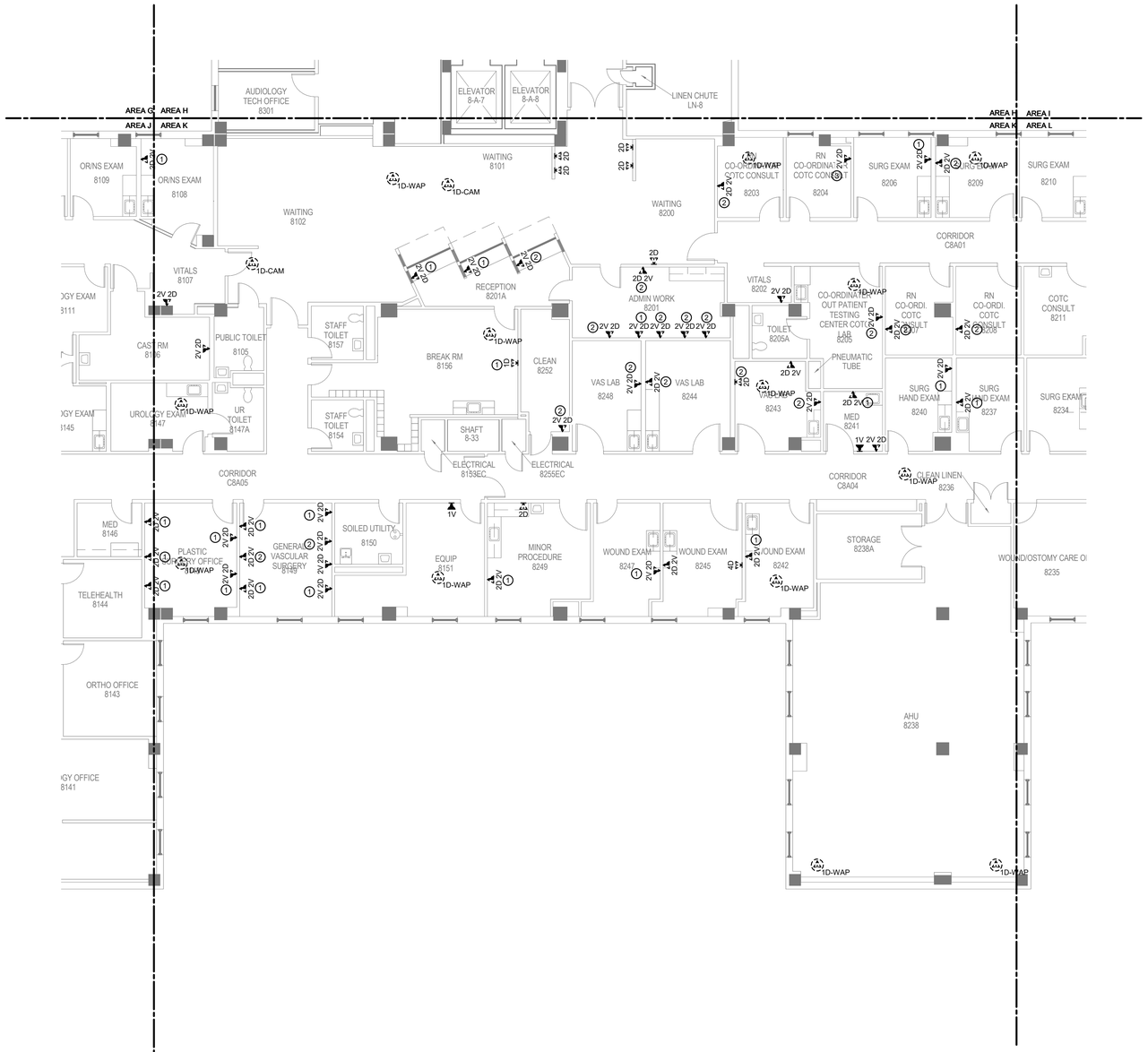

SHEET NOTES:

1. REMOVE ALL NETWORK CABLING TO POINTS OF TERMINATION IN ASSOCIATED TELECOM ROOMS. REFER TO FLOOR PLANS AND SHEET T1001 FOR TR ROOM LOCATIONS.
2. REFER TO ARCHITECTURAL PHASING PLANS FOR WHEN EXISTING CABLING IS ALLOWED TO BE DEMOLISHED.
3. FOR ALL EXISTING WIRELESS ACCESS POINTS AND SURVEILLANCE CAMERAS, DEVICES SHALL REMAIN. SCOPE OF WORK INCLUDES CABLE REPLACEMENT ONLY. COORDINATE WITH COR FOR ANY DOWNTIME OF DEVICES.
4. EXISTING LOCATIONS OF WORK AREA OUTLETS SHOWN ON THIS SHEET MAY NOT NECESSARILY BE IN THE EXACT LOCATION AS IDENTIFIED.
5. UNLESS NOTED OTHERWISE, ALL NURSE CALL AND SECURITY EQUIPMENT IN EXISTING DATA CLOSETS SHALL REMAIN. PROTECT IN PLACE.

1 BUILDING 111 EIGHTH FLOOR DEMOLITION PLAN - TECHNOLOGY - AREA K

1/8" = 1'-0"

TRUE NORTH
PLAN NORTH

35% SCHEMATIC DESIGN SUBMISSION	5.17.21
65% DESIGN DEVELOPMENT SUBMISSION	6.15.21
65% DESIGN DEVELOPMENT RESUBMISSION	8.25.21
Revisions:	Date:

CONSULTANT

IMEG
The FUTURE. Built Smarter. www.imegcorp.com
15 SUNNEN DRIVE
SUITE 104
ST. LOUIS, MO 63143
P: 314.645.1132 F: 314.645.1173
PROJECT #18004375.03

ARCHITECT/ENGINEER OF RECORD

Romanyk Consulting
Focusing on what matters
Romanyk Consulting Corp. www.romanykconsulting.com
3308 Preston Road, Suite 350-164, Plano, Texas 75093

STAMP

REGISTERED COMMUNICATIONS DISTRIBUTION DESIGNER
Bicsi
DAVID LARSON
BICSI ID # 106098
Expires 12-31-25
RCDD

Office of Construction and Facilities Management

VA U.S. Department of Veterans Affairs

Drawing Title: BUILDING 111 EIGHTH FLOOR DEMO PLAN - TECHNOLOGY - AREA K

Approved:

Phase: FINAL BID DOCUMENTS

Sprinklered: FULLY SPRINKLERED

Project Title: EHRM INFRASTRUCTURE UPGRADES - MILWAUKEE, WI

Location: 5000 W. NATIONAL AVENUE MILWAUKEE, WI

Issue Date: SEPTEMBER 05, 2025 | Checked: PHINIE | Drawn: MAIBEJ

Project Number: 695-21-700

Building Number: 111

Drawing Number: 111-TD1108K

VA FORM 08 - 6231

Autodesk Docs://OCFM East - Milwaukee EHRM (R24)/T24_18004375.03_VA MilwEHRM_C.rvt

9/3/2025 4:00:44 PM

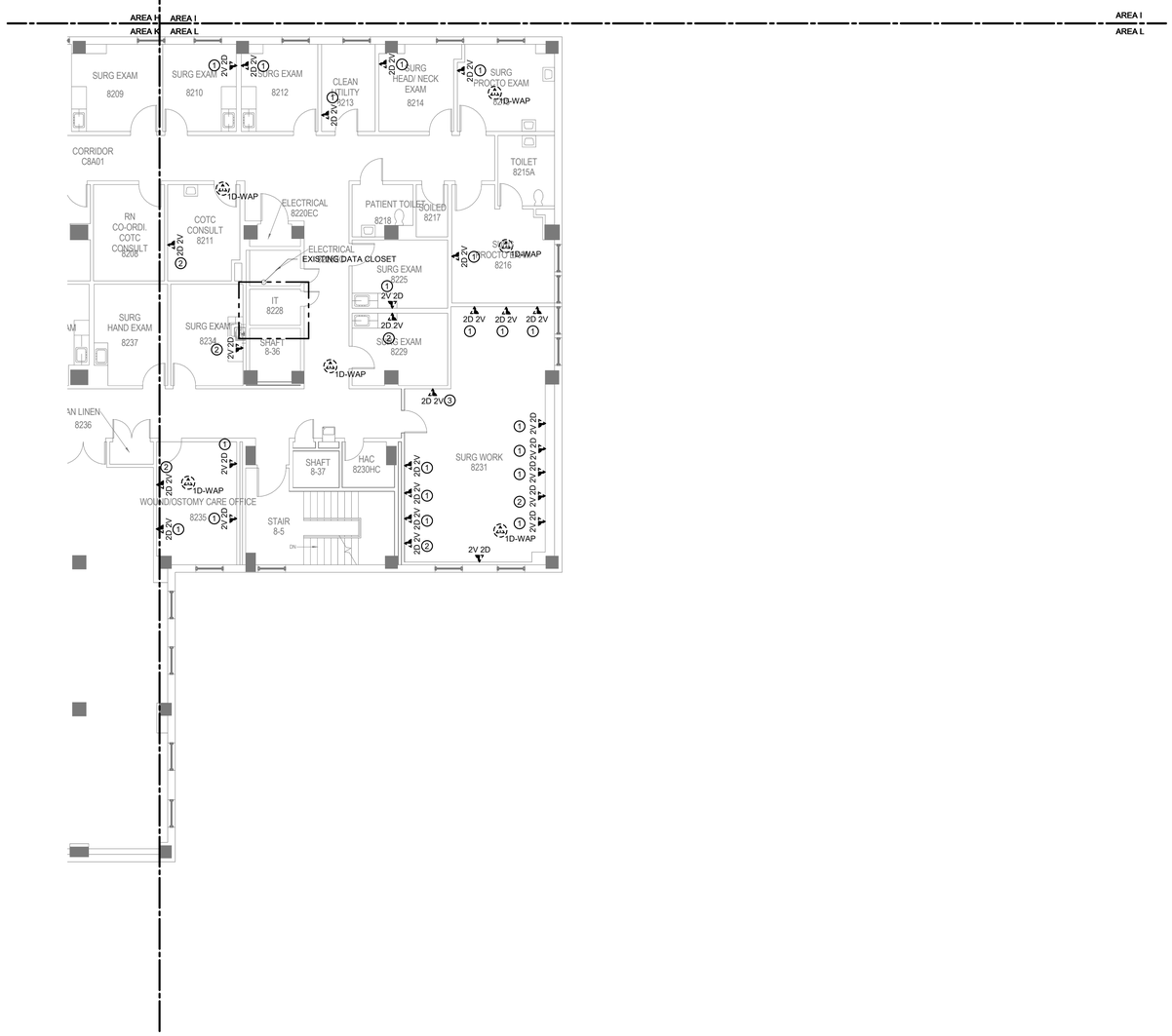

SHEET NOTES:

1. REMOVE ALL NETWORK CABLING TO POINTS OF TERMINATION IN ASSOCIATED TELECOM ROOMS. REFER TO FLOOR PLANS AND SHEET T1001 FOR TR ROOM LOCATIONS.
2. REFER TO ARCHITECTURAL PHASING PLANS FOR WHEN EXISTING CABLING IS ALLOWED TO BE DEMOLISHED.
3. FOR ALL EXISTING WIRELESS ACCESS POINTS AND SURVEILLANCE CAMERAS, DEVICES SHALL REMAIN. SCOPE OF WORK INCLUDES CABLE REPLACEMENT ONLY. COORDINATE WITH COR FOR ANY DOWNTIME OF DEVICES.
4. EXISTING LOCATIONS OF WORK AREA OUTLETS SHOWN ON THIS SHEET MAY NOT NECESSARILY BE IN THE EXACT LOCATION AS IDENTIFIED.
5. UNLESS NOTED OTHERWISE, ALL NURSE CALL AND SECURITY EQUIPMENT IN EXISTING DATA CLOSETS SHALL REMAIN. PROTECT IN PLACE.

1 BUILDING 111 EIGHTH FLOOR DEMOLITION PLAN - TECHNOLOGY - AREA L

1/8" = 1'-0"

TRUE NORTH
PLAN NORTH

Revisions:	Date:
35% SCHEMATIC DESIGN SUBMISSION	5.17.21
65% DESIGN DEVELOPMENT SUBMISSION	6.15.21
65% DESIGN DEVELOPMENT RESUBMISSION	8.25.21

CONSULTANT

IMEG
The FUTURE. Built Smarter www.imegcorp.com
15 SUNNEN DRIVE
SUITE 104
ST. LOUIS, MO 63143
P: 314.645.1132 F: 314.645.1173
PROJECT #18004375.03

ARCHITECT/ENGINEER OF RECORD

Romanyk Consulting
Focusing on what matters
Romanyk Consulting Corp. www.romanykconsulting.com
3308 Preston Road, Suite 350-164, Plano, Texas 75093

STAMP

REGISTERED COMMUNICATIONS DISTRIBUTION DESIGNER
Bicsi
DAVID LARSON
BICSI ID # 1050598
EXPIRES 12-31-25
RCDD

Office of Construction and Facilities Management

VA U.S. Department of Veterans Affairs

Drawing Title BUILDING 111 EIGHTH FLOOR DEMO PLAN - TECHNOLOGY - AREA L	**Phase** FINAL BID DOCUMENTS	**Project Title** EHRM INFRASTRUCTURE UPGRADES - MILWAUKEE, WI	**Project Number** 695-21-700
Approved:	**Sprinklered** FULLY SPRINKLERED	**Location** 5000 W. NATIONAL AVENUE MILWAUKEE, WI	**Building Number** 111
		Issue Date SEPTEMBER 05, 2025 / **Checked** PHINIE / **Drawn** MAIBEJ	**Drawing Number** 111-TD1108L

VA FORM 08 - 6231

Autodesk Docs://OCFM East - Milwaukee EHRM (R24)/T24_18004375.03_VA MilwEHRM_C.rvt
9/3/2025 4:00:46 PM

NOTES:

1. UNLESS NOTED OTHERWISE, ALL NURSE CALL AND SECURITY EQUIPMENT IN EXISTING DATA CLOSETS SHALL REMAIN. PROTECT IN PLACE.

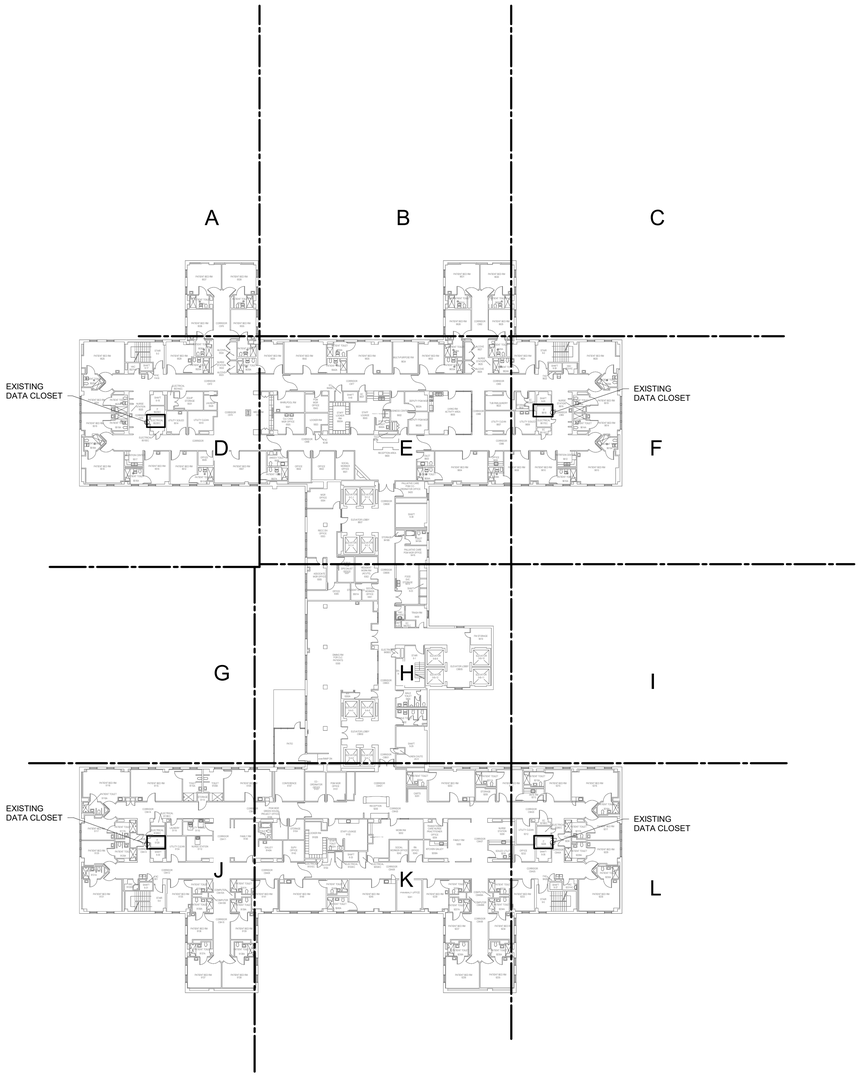

1 BUILDING 111 NINTH FLOOR OVERALL DEMOLITION PLAN - TECHNOLOGY

1" = 30'-0"

TRUE NORTH
PLAN NORTH

0' 15' 30' 60'
Graphic Scale : 1" = 30'-0"

35% SCHEMATIC DESIGN SUBMISSION	5.17.21
65% DESIGN DEVELOPMENT SUBMISSION	6.15.21
65% DESIGN DEVELOPMENT RESUBMISSION	8.25.21
Revisions:	Date:

CONSULTANT

IMEG
The FUTURE. Built Smarter. www.imegcorp.com
15 SUNNEN DRIVE
SUITE 104
ST. LOUIS, MO 63143
P: 314.645.1132 F: 314.645.1173
PROJECT #18004375.03

ARCHITECT/ENGINEER OF RECORD

Romanyk Consulting
Focusing on what matters
Romanyk Consulting Corp. www.romanykconsulting.com
3308 Preston Road, Suite 350-164, Plano, Texas 75093

STAMP

REGISTERED COMMUNICATIONS DISTRIBUTION DESIGNER
Bicsi
DAVID LARSON
BICSI ID # 106098
Expires 12-31-25
RCDD

Office of Construction and Facilities Management

VA U.S. Department of Veterans Affairs

Drawing Title: BUILDING 111 NINTH FLOOR OVERALL DEMO PLAN - TECHNOLOGY

Approved:

Phase: FINAL BID DOCUMENTS

Sprinklered: FULLY SPRINKLERED

Project Title: EHRM INFRASTRUCTURE UPGRADES - MILWAUKEE, WI

Location: 5000 W. NATIONAL AVENUE MILWAUKEE, WI

Issue Date: SEPTEMBER 05, 2025 | Checked: PHINIE | Drawn: MAIBEJ

Project Number: 695-21-700

Building Number: 111

Drawing Number: 111-TD1109

VA FORM 08 - 6231

Autodesk Docs://OCFM East - Milwaukee EHRM (R24)/T24_18004375.03_VA MilwEHRM_C.rvt

9/3/2025 4:00:48 PM

Graphic Scale : 1/16" = 1'-0" (0' 8' 16' 32')
Graphic Scale : 1/8" = 1'-0" (0' 4' 8' 16')
Graphic Scale : 3/32" = 1'-0" (0' 4" 8" 1' 2')
Graphic Scale : 1/4" = 1'-0" (0' 1' 2' 4')
Graphic Scale : 3/8" = 1'-0" (0' 1' 2' 4')
Graphic Scale : 1/2" = 1'-0" (0' 1' 2' 4')
Graphic Scale : 3/4" = 1'-0" (0' 6" 1' 2')
Graphic Scale : 1" = 1'-0" (0' 6" 1' 2')
Graphic Scale : 1 1/2" = 1'-0" (0' 3" 6" 1' 1' 6")

SHEET NOTES:

1. REMOVE ALL NETWORK CABLING TO POINTS OF TERMINATION IN ASSOCIATED TELECOM ROOMS. REFER TO FLOOR PLANS AND SHEET T1001 FOR TR ROOM LOCATIONS.
2. REFER TO ARCHITECTURAL PHASING PLANS FOR WHEN EXISTING CABLING IS ALLOWED TO BE DEMOLISHED.
3. FOR ALL EXISTING WIRELESS ACCESS POINTS AND SURVEILLANCE CAMERAS, DEVICES SHALL REMAIN. SCOPE OF WORK INCLUDES CABLE REPLACEMENT ONLY. COORDINATE WITH COR FOR ANY DOWNTIME OF DEVICES.
4. EXISTING LOCATIONS OF WORK AREA OUTLETS SHOWN ON THIS SHEET MAY NOT NECESSARILY BE IN THE EXACT LOCATION AS IDENTIFIED.
5. UNLESS NOTED OTHERWISE, ALL NURSE CALL AND SECURITY EQUIPMENT IN EXISTING DATA CLOSETS SHALL REMAIN. PROTECT IN PLACE.

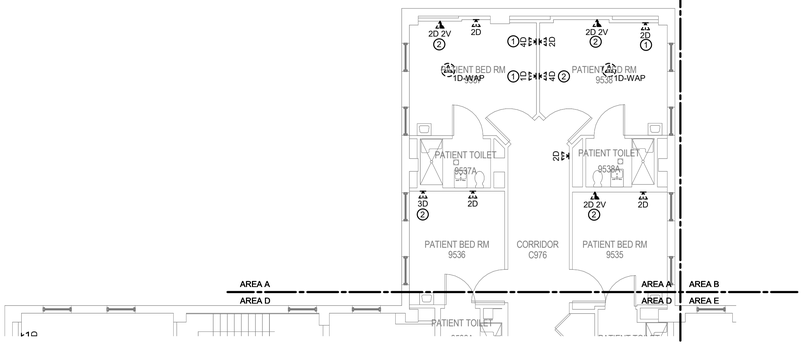

1 BUILDING 111 NINTH FLOOR DEMOLITION PLAN - TECHNOLOGY - AREA A

1/8" = 1'-0"

TRUE NORTH
PLAN NORTH

35% SCHEMATIC DESIGN SUBMISSION	5.17.21
65% DESIGN DEVELOPMENT SUBMISSION	6.15.21
65% DESIGN DEVELOPMENT RESUBMISSION	8.25.21
Revisions:	Date:

CONSULTANT

IMEG
The FUTURE. Built Smarter www.imegcorp.com
15 SUNNEN DRIVE
SUITE 104
ST. LOUIS, MO 63143
P: 314.645.1132 F: 314.645.1173
PROJECT #180043750.03

ARCHITECT/ENGINEER OF RECORD

Romanyk Consulting
Focusing on what matters
Romanyk Consulting Corp. www.romanykconsulting.com
3308 Preston Road, Suite 350-164, Plano, Texas 75093

STAMP

REGISTERED COMMUNICATIONS DISTRIBUTION DESIGNER
Bicsi
DAVID LARSON
BICSI ID # 106098
Expires 12.30.25
RCDD

Office of Construction and Facilities Management

VA U.S. Department of Veterans Affairs

Drawing Title BUILDING 111 NINTH FLOOR DEMO PLAN - TECHNOLOGY - AREA A	**Phase** FINAL BID DOCUMENTS	**Project Title** EHRM INFRASTRUCTURE UPGRADES - MILWAUKEE, WI	**Project Number** 695-21-700
Approved:	**Sprinklered** FULLY SPRINKLERED	**Location** 5000 W. NATIONAL AVENUE MILWAUKEE, WI	**Building Number** 111
		Issue Date SEPTEMBER 05, 2025 / **Checked** PHINIE / **Drawn** MAIBEJ	**Drawing Number** 111-TD1109A

VA FORM 08 - 6231

Autodesk Docs://OCFM East - Milwaukee EHRM (R24)/T24_180043750.03_VA MilwEHRM_C.rvt
9/3/2025 4:00:49 PM

SHEET NOTES:

1. REMOVE ALL NETWORK CABLING TO POINTS OF TERMINATION IN ASSOCIATED TELECOM ROOMS. REFER TO FLOOR PLANS AND SHEET T1001 FOR TR ROOM LOCATIONS.
2. REFER TO ARCHITECTURAL PHASING PLANS FOR WHEN EXISTING CABLING IS ALLOWED TO BE DEMOLISHED.
3. FOR ALL EXISTING WIRELESS ACCESS POINTS AND SURVEILLANCE CAMERAS, DEVICES SHALL REMAIN. SCOPE OF WORK INCLUDES CABLE REPLACEMENT ONLY. COORDINATE WITH COR FOR ANY DOWNTIME OF DEVICES.
4. EXISTING LOCATIONS OF WORK AREA OUTLETS SHOWN ON THIS SHEET MAY NOT NECESSARILY BE IN THE EXACT LOCATION AS IDENTIFIED.
5. UNLESS NOTED OTHERWISE, ALL NURSE CALL AND SECURITY EQUIPMENT IN EXISTING DATA CLOSETS SHALL REMAIN. PROTECT IN PLACE.



1 BUILDING 111 NINTH FLOOR DEMOLITION PLAN - TECHNOLOGY - AREA B

1/8" = 1'-0"

TRUE NORTH
PLAN NORTH

35% SCHEMATIC DESIGN SUBMISSION	5.17.21
65% DESIGN DEVELOPMENT SUBMISSION	6.15.21
65% DESIGN DEVELOPMENT RESUBMISSION	8.25.21
Revisions:	Date:

CONSULTANT

IMEG
The FUTURE. Built Smarter. www.imegcorp.com
15 SUNNEN DRIVE
SUITE 104
ST. LOUIS, MO 63143
P: 314.645.1132 F: 314.645.1173
PROJECT #18004375.03

ARCHITECT/ENGINEER OF RECORD

Romanyk Consulting
Focusing on what matters
Romanyk Consulting Corp. www.romanykconsulting.com
3308 Preston Road, Suite 350-164, Plano, Texas 75093

STAMP

REGISTERED COMMUNICATIONS DISTRIBUTION DESIGNER
Bicsi
DAVID LARSON
BICSI ID # 105098
Expires 12-31-25
RCDD

Office of Construction and Facilities Management

VA U.S. Department of Veterans Affairs

Drawing Title: BUILDING 111 NINTH FLOOR DEMO PLAN - TECHNOLOGY - AREA B

Approved:

Phase: FINAL BID DOCUMENTS

Sprinklered: FULLY SPRINKLERED

Project Title: EHRM INFRASTRUCTURE UPGRADES - MILWAUKEE, WI

Location: 5000 W. NATIONAL AVENUE MILWAUKEE, WI

Issue Date: SEPTEMBER 05, 2025

Checked: PHINIE

Drawn: MAIBEJ

Project Number: 695-21-700

Building Number: 111

Drawing Number: 111-TD1109B

VA FORM 08 - 6231

Autodesk Docs://OCFM East - Milwaukee EHRM (R24)/T24_18004375.03_VA MilwEHRM_C.rvt

9/3/2025 4:00:50 PM

Graphic Scale: 1/16" = 1'-0"
Graphic Scale: 1/8" = 1'-0"
Graphic Scale: 3/32" = 1'-0"
Graphic Scale: 1/4" = 1'-0"
Graphic Scale: 3/8" = 1'-0"
Graphic Scale: 1/2" = 1'-0"
Graphic Scale: 3/4" = 1'-0"
Graphic Scale: 1" = 1'-0"
Graphic Scale: 1 1/2" = 1'-0"

SHEET NOTES:

1. REMOVE ALL NETWORK CABLING TO POINTS OF TERMINATION IN ASSOCIATED TELECOM ROOMS. REFER TO FLOOR PLANS AND SHEET T1001 FOR TR ROOM LOCATIONS.
2. REFER TO ARCHITECTURAL PHASING PLANS FOR WHEN EXISTING CABLING IS ALLOWED TO BE DEMOLISHED.
3. FOR ALL EXISTING WIRELESS ACCESS POINTS AND SURVEILLANCE CAMERAS, DEVICES SHALL REMAIN. SCOPE OF WORK INCLUDES CABLE REPLACEMENT ONLY. COORDINATE WITH COR FOR ANY DOWNTIME OF DEVICES.
4. EXISTING LOCATIONS OF WORK AREA OUTLETS SHOWN ON THIS SHEET MAY NOT NECESSARILY BE IN THE EXACT LOCATION AS IDENTIFIED.
5. UNLESS NOTED OTHERWISE, ALL NURSE CALL AND SECURITY EQUIPMENT IN EXISTING DATA CLOSETS SHALL REMAIN. PROTECT IN PLACE.

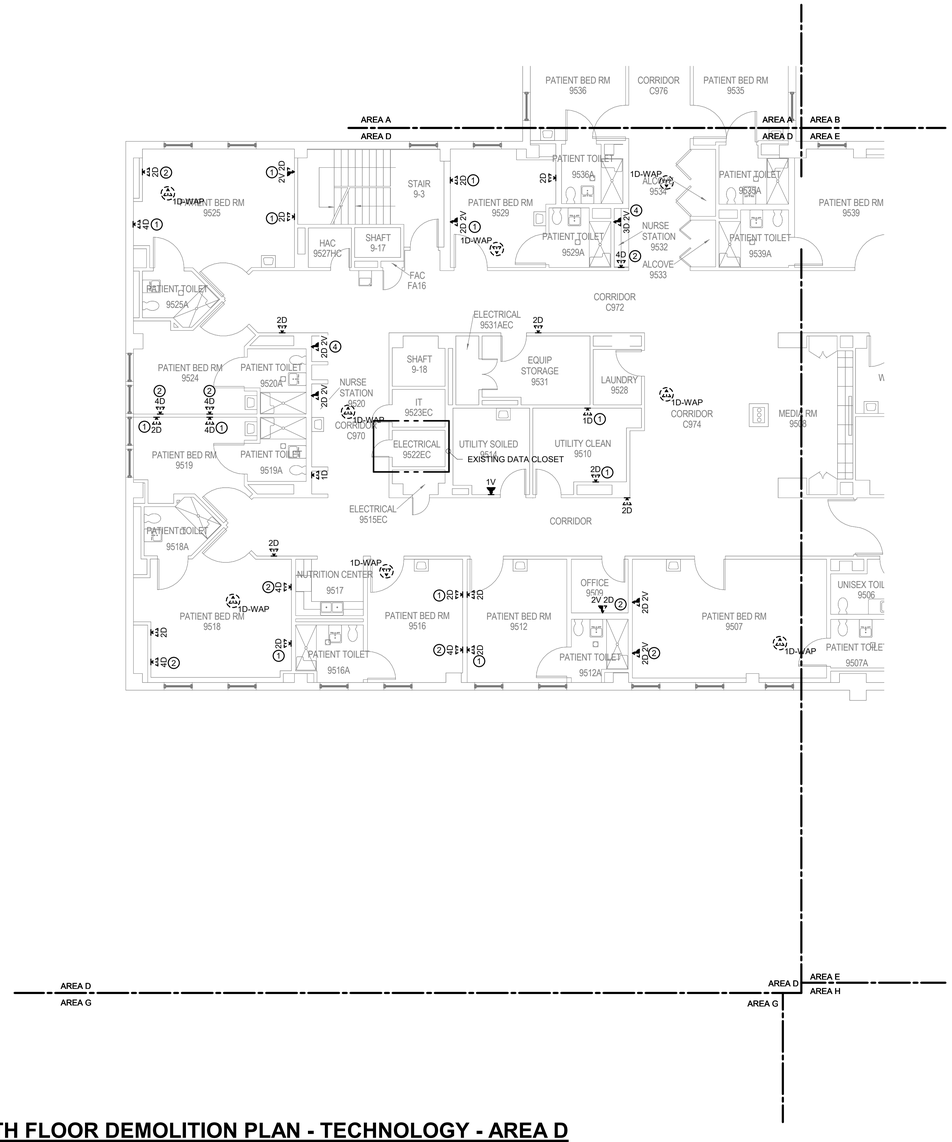

1 BUILDING 111 NINTH FLOOR DEMOLITION PLAN - TECHNOLOGY - AREA D

1/8" = 1'-0"

TRUE NORTH
PLAN NORTH

35% SCHEMATIC DESIGN SUBMISSION	5.17.21
65% DESIGN DEVELOPMENT SUBMISSION	6.15.21
65% DESIGN DEVELOPMENT RESUBMISSION	8.25.21
Revisions:	Date:

CONSULTANT

IMEG
The FUTURE. Built Smarter www.imegcorp.com
15 SUNNEN DRIVE
SUITE 104
ST. LOUIS, MO 63143
P: 314.645.1132 F: 314.645.1173
PROJECT #180043 75.03

ARCHITECT/ENGINEER OF RECORD

Romanyk Consulting
Focusing on what matters
Romanyk Consulting Corp. www.romanykconsulting.com
3308 Preston Road, Suite 350-164, Plano, Texas 75093

STAMP

REGISTERED COMMUNICATIONS DISTRIBUTION DESIGNER
Bicsi
DAVID LARSON
BICSI ID # 106098
Expires 12.30.25
RCDD

Office of Construction and Facilities Management

VA U.S. Department of Veterans Affairs

Drawing Title: BUILDING 111 NINTH FLOOR DEMO PLAN - TECHNOLOGY - AREA D	Phase: FINAL BID DOCUMENTS	Project Title: EHRM INFRASTRUCTURE UPGRADES - MILWAUKEE, WI		Project Number: 695-21-700
				Building Number: 111
Approved:	Sprinklered: FULLY SPRINKLERED	Location: 5000 W. NATIONAL AVENUE MILWAUKEE, WI		Drawing Number: 111-TD1109D
		Issue Date: SEPTEMBER 05, 2025	Checked: PHINIE	Drawn: MAIBEJ

VA FORM 08 - 6231

Autodesk Docs://OCFM East - Milwaukee EHRM (R24)/T24_180043 75.03_VA MilwEHRM_C.rvt
9/3/2025 4:00:51 PM

SHEET NOTES:

1. REMOVE ALL NETWORK CABLING TO POINTS OF TERMINATION IN ASSOCIATED TELECOM ROOMS. REFER TO FLOOR PLANS AND SHEET T1001 FOR TR ROOM LOCATIONS.
2. REFER TO ARCHITECTURAL PHASING PLANS FOR WHEN EXISTING CABLING IS ALLOWED TO BE DEMOLISHED.
3. FOR ALL EXISTING WIRELESS ACCESS POINTS AND SURVEILLANCE CAMERAS, DEVICES SHALL REMAIN. SCOPE OF WORK INCLUDES CABLE REPLACEMENT ONLY. COORDINATE WITH COR FOR ANY DOWNTIME OF DEVICES.
4. EXISTING LOCATIONS OF WORK AREA OUTLETS SHOWN ON THIS SHEET MAY NOT NECESSARILY BE IN THE EXACT LOCATION AS IDENTIFIED.
5. UNLESS NOTED OTHERWISE, ALL NURSE CALL AND SECURITY EQUIPMENT IN EXISTING DATA CLOSETS SHALL REMAIN. PROTECT IN PLACE.

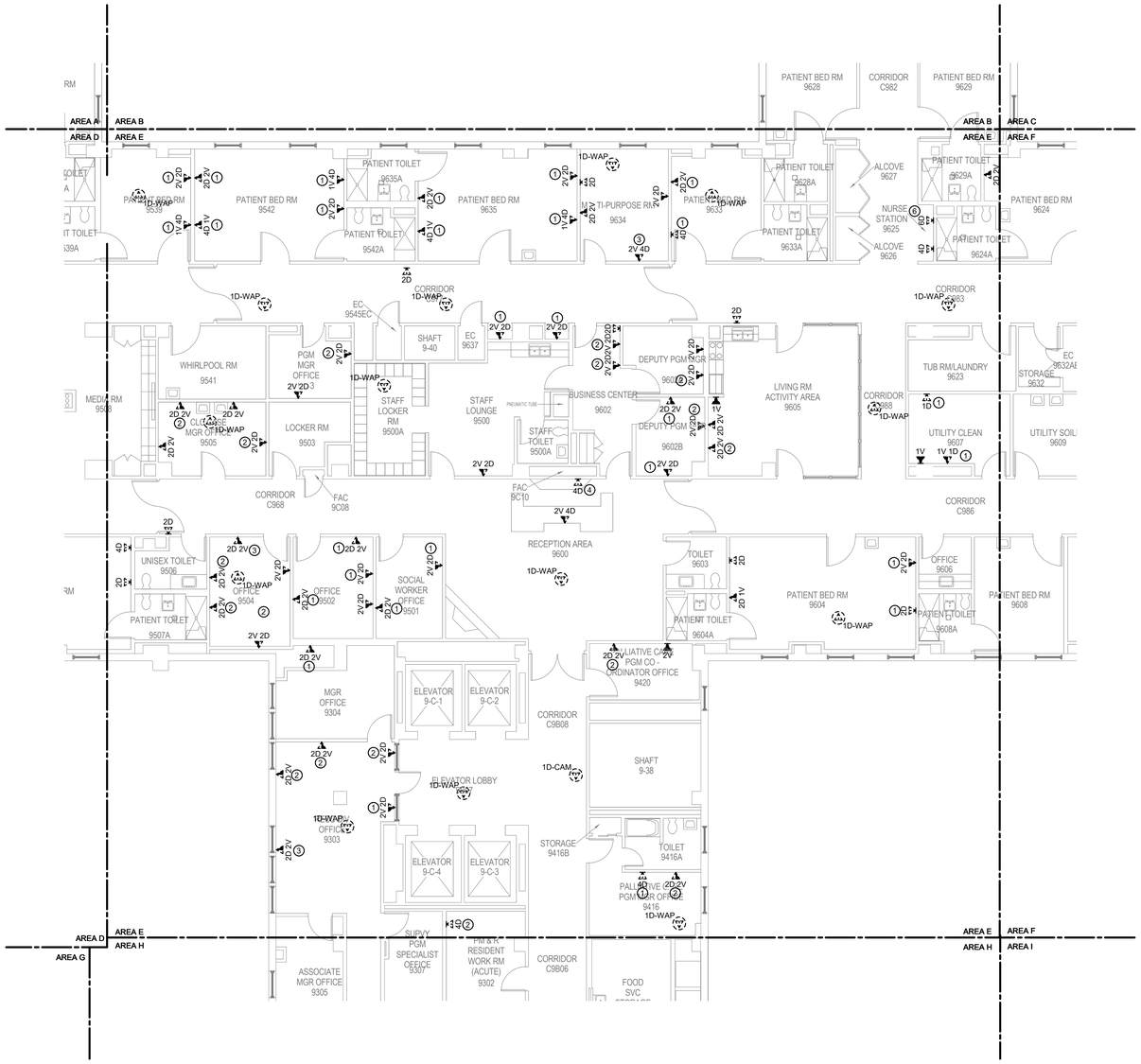

1 BUILDING 111 NINTH FLOOR DEMOLITION PLAN - TECHNOLOGY - AREA E

1/8" = 1'-0"

TRUE NORTH
PLAN NORTH

Revisions:	Date:
35% SCHEMATIC DESIGN SUBMISSION	5.17.21
65% DESIGN DEVELOPMENT SUBMISSION	6.15.21
65% DESIGN DEVELOPMENT RESUBMISSION	8.25.21

CONSULTANT

IMEG
The FUTURE. Built Smarter. www.imegcorp.com
15 SUNNEN DRIVE
SUITE 104
ST. LOUIS, MO 63143
P: 314.645.1132 F: 314.645.1173
PROJECT #18004375.03

ARCHITECT/ENGINEER OF RECORD

Romanyk Consulting
Focusing on what matters
Romanyk Consulting Corp. www.romanykconsulting.com
3308 Preston Road, Suite 350-164, Plano, Texas 75093

STAMP

REGISTERED COMMUNICATIONS DISTRIBUTION DESIGNER
Bicsi
DAVID LARSON
BICSI ID # 106098
Expires 12-31-25
RCDD

Office of Construction and Facilities Management

VA U.S. Department of Veterans Affairs

Drawing Title: BUILDING 111 NINTH FLOOR DEMO PLAN - TECHNOLOGY - AREA E	Phase: FINAL BID DOCUMENTS	Project Title: EHRM INFRASTRUCTURE UPGRADES - MILWAUKEE, WI	Project Number: 695-21-700
Approved:	Sprinklered: FULLY SPRINKLERED	Location: 5000 W. NATIONAL AVENUE MILWAUKEE, WI	Building Number: 111
		Issue Date: SEPTEMBER 05, 2025 / Checked: PHINIE / Drawn: MAIBEJ	Drawing Number: 111-TD1109E

VA FORM 08 - 6231

9/3/2025 4:00:53 PM

Autodesk Docs://OCFM East - Milwaukee EHRM (R24)/T24_18004375.03_VA MilwEHRM_C.rvt

SHEET NOTES:

1. REMOVE ALL NETWORK CABLING TO POINTS OF TERMINATION IN ASSOCIATED TELECOM ROOMS. REFER TO FLOOR PLANS AND SHEET T1001 FOR TR ROOM LOCATIONS.
2. REFER TO ARCHITECTURAL PHASING PLANS FOR WHEN EXISTING CABLING IS ALLOWED TO BE DEMOLISHED.
3. FOR ALL EXISTING WIRELESS ACCESS POINTS AND SURVEILLANCE CAMERAS, DEVICES SHALL REMAIN. SCOPE OF WORK INCLUDES CABLE REPLACEMENT ONLY. COORDINATE WITH COR FOR ANY DOWNTIME OF DEVICES.
4. EXISTING LOCATIONS OF WORK AREA OUTLETS SHOWN ON THIS SHEET MAY NOT NECESSARILY BE IN THE EXACT LOCATION AS IDENTIFIED.
5. UNLESS NOTED OTHERWISE, ALL NURSE CALL AND SECURITY EQUIPMENT IN EXISTING DATA CLOSETS SHALL REMAIN. PROTECT IN PLACE.

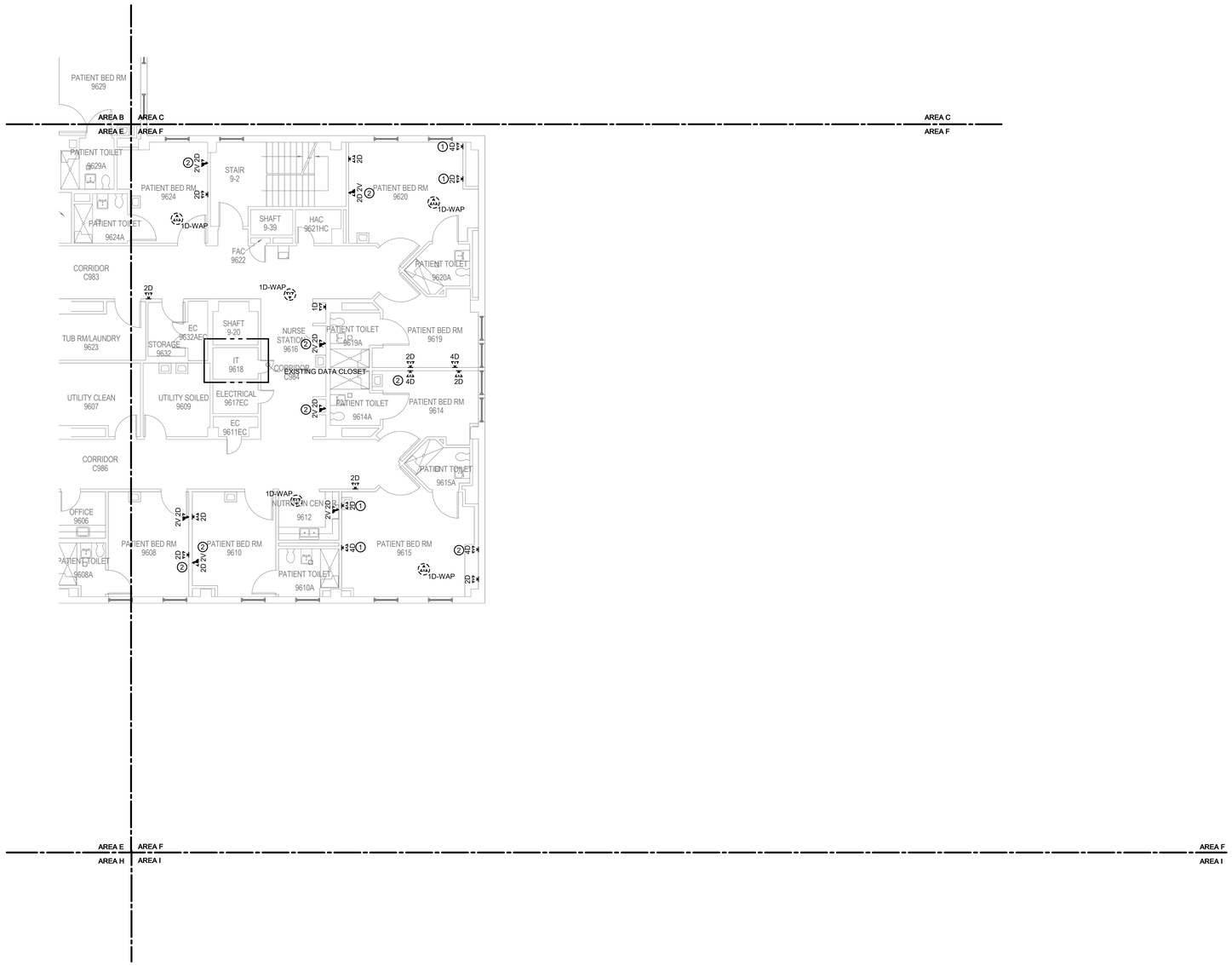

1 BUILDING 111 NINTH FLOOR DEMOLITION PLAN - TECHNOLOGY - AREA F

1/8" = 1'-0"

TRUE NORTH
PLAN NORTH

35% SCHEMATIC DESIGN SUBMISSION	5.17.21
65% DESIGN DEVELOPMENT SUBMISSION	6.15.21
65% DESIGN DEVELOPMENT RESUBMISSION	8.25.21
Revisions:	Date:

CONSULTANT

IMEG
The FUTURE. Built Smarter. www.imegcorp.com
15 SUNNEN DRIVE
SUITE 104
ST. LOUIS, MO 63143
P: 314.645.1132 F: 314.645.1173
PROJECT #18004375.03

ARCHITECT/ENGINEER OF RECORD

Romanyk Consulting
Focusing on what matters
Romanyk Consulting Corp. www.romanykconsulting.com
3308 Preston Road, Suite 350-164, Plano, Texas 75093

STAMP

REGISTERED COMMUNICATIONS DISTRIBUTION DESIGNER
Bicsi
DAVID LARSON
BICSI ID # 106098
Expires 12-31-25
RCDD

Office of Construction and Facilities Management

VA U.S. Department of Veterans Affairs

Drawing Title: BUILDING 111 NINTH FLOOR DEMO PLAN - TECHNOLOGY - AREA F

Approved:

Phase: FINAL BID DOCUMENTS

Sprinklered: FULLY SPRINKLERED

Project Title: EHRM INFRASTRUCTURE UPGRADES - MILWAUKEE, WI

Location: 5000 W. NATIONAL AVENUE MILWAUKEE, WI

Issue Date: SEPTEMBER 05, 2025 | Checked: PHINIE | Drawn: MAIBEJ

Project Number: 695-21-700

Building Number: 111

Drawing Number: 111-TD1109F

VA FORM 08 - 6231

Autodesk Docs://OCFM East - Milwaukee EHRM (R24)/T24_18004375.03_VA MilwEHRM_C.rvt

9/3/2025 4:00:55 PM

SHEET NOTES:

1. REMOVE ALL NETWORK CABLING TO POINTS OF TERMINATION IN ASSOCIATED TELECOM ROOMS. REFER TO FLOOR PLANS AND SHEET T1001 FOR TR ROOM LOCATIONS.
2. REFER TO ARCHITECTURAL PHASING PLANS FOR WHEN EXISTING CABLING IS ALLOWED TO BE DEMOLISHED.
3. FOR ALL EXISTING WIRELESS ACCESS POINTS AND SURVEILLANCE CAMERAS, DEVICES SHALL REMAIN. SCOPE OF WORK INCLUDES CABLE REPLACEMENT ONLY. COORDINATE WITH COR FOR ANY DOWNTIME OF DEVICES.
4. EXISTING LOCATIONS OF WORK AREA OUTLETS SHOWN ON THIS SHEET MAY NOT NECESSARILY BE IN THE EXACT LOCATION AS IDENTIFIED.
5. UNLESS NOTED OTHERWISE, ALL NURSE CALL AND SECURITY EQUIPMENT IN EXISTING DATA CLOSETS SHALL REMAIN. PROTECT IN PLACE.

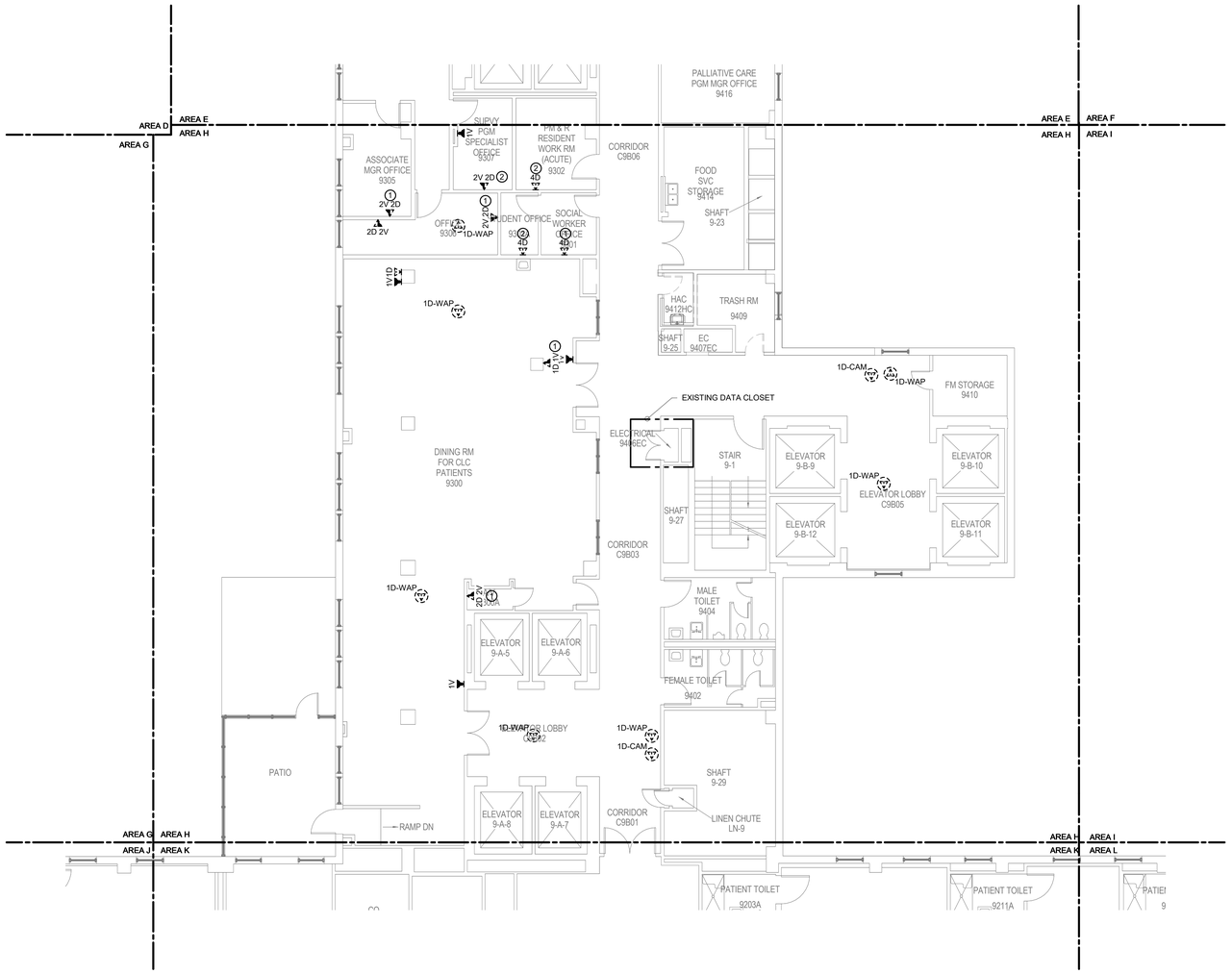

1 BUILDING 111 NINTH FLOOR DEMOLITION PLAN - TECHNOLOGY - AREA H

1/8" = 1'-0"

TRUE NORTH
PLAN NORTH

35% SCHEMATIC DESIGN SUBMISSION	5.17.21
65% DESIGN DEVELOPMENT SUBMISSION	6.15.21
65% DESIGN DEVELOPMENT RESUBMISSION	8.25.21
Revisions:	Date:

CONSULTANT

IMEG
The FUTURE. Built Smarter. www.imegcorp.com
15 SUNNEN DRIVE
SUITE 104
ST. LOUIS, MO 63143
P: 314.645.1132 F: 314.645.1173
PROJECT #18004375.03

ARCHITECT/ENGINEER OF RECORD

Romanyk Consulting
Focusing on what matters
Romanyk Consulting Corp. www.romanykconsulting.com
3308 Preston Road, Suite 350-164, Plano, Texas 75093

STAMP

REGISTERED COMMUNICATIONS DISTRIBUTION DESIGNER
Bicsi
DAVID LARSON
BICSI ID # 1050598
Expires 12-31-25
RCDD

Office of Construction and Facilities Management

VA U.S. Department of Veterans Affairs

Drawing Title BUILDING 111 NINTH FLOOR DEMO PLAN - TECHNOLOGY - AREA H	**Phase** FINAL BID DOCUMENTS	**Project Title** EHRM INFRASTRUCTURE UPGRADES - MILWAUKEE, WI	**Project Number** 695-21-700
			Building Number 111
Approved:	**Sprinklered** FULLY SPRINKLERED	**Location** 5000 W. NATIONAL AVENUE MILWAUKEE, WI	**Drawing Number** 111-TD1109H
		Issue Date SEPTEMBER 05, 2025 / **Checked** PHINIE / **Drawn** MAIBEJ	

VA FORM 08 - 6231

9/3/2025 4:00:57 PM

Autodesk Docs://OCFM East - Milwaukee EHRM (R24)/T24_18004375.03_VA MilwEHRM_C.rvt

Graphic Scale: 1/8" = 1'-0"
Graphic Scale: 1/16" = 1'-0"
Graphic Scale: 3/32" = 1'-0"
Graphic Scale: 1/4" = 1'-0"
Graphic Scale: 3/8" = 1'-0"
Graphic Scale: 1/2" = 1'-0"
Graphic Scale: 3/4" = 1'-0"
Graphic Scale: 1" = 1'-0"
Graphic Scale: 1 1/2" = 1'-0"

SHEET NOTES:

1. REMOVE ALL NETWORK CABLING TO POINTS OF TERMINATION IN ASSOCIATED TELECOM ROOMS. REFER TO FLOOR PLANS AND SHEET T1001 FOR TR ROOM LOCATIONS.
2. REFER TO ARCHITECTURAL PHASING PLANS FOR WHEN EXISTING CABLING IS ALLOWED TO BE DEMOLISHED.
3. FOR ALL EXISTING WIRELESS ACCESS POINTS AND SURVEILLANCE CAMERAS, DEVICES SHALL REMAIN. SCOPE OF WORK INCLUDES CABLE REPLACEMENT ONLY. COORDINATE WITH COR FOR ANY DOWNTIME OF DEVICES.
4. EXISTING LOCATIONS OF WORK AREA OUTLETS SHOWN ON THIS SHEET MAY NOT NECESSARILY BE IN THE EXACT LOCATION AS IDENTIFIED.
5. UNLESS NOTED OTHERWISE, ALL NURSE CALL AND SECURITY EQUIPMENT IN EXISTING DATA CLOSETS SHALL REMAIN. PROTECT IN PLACE.

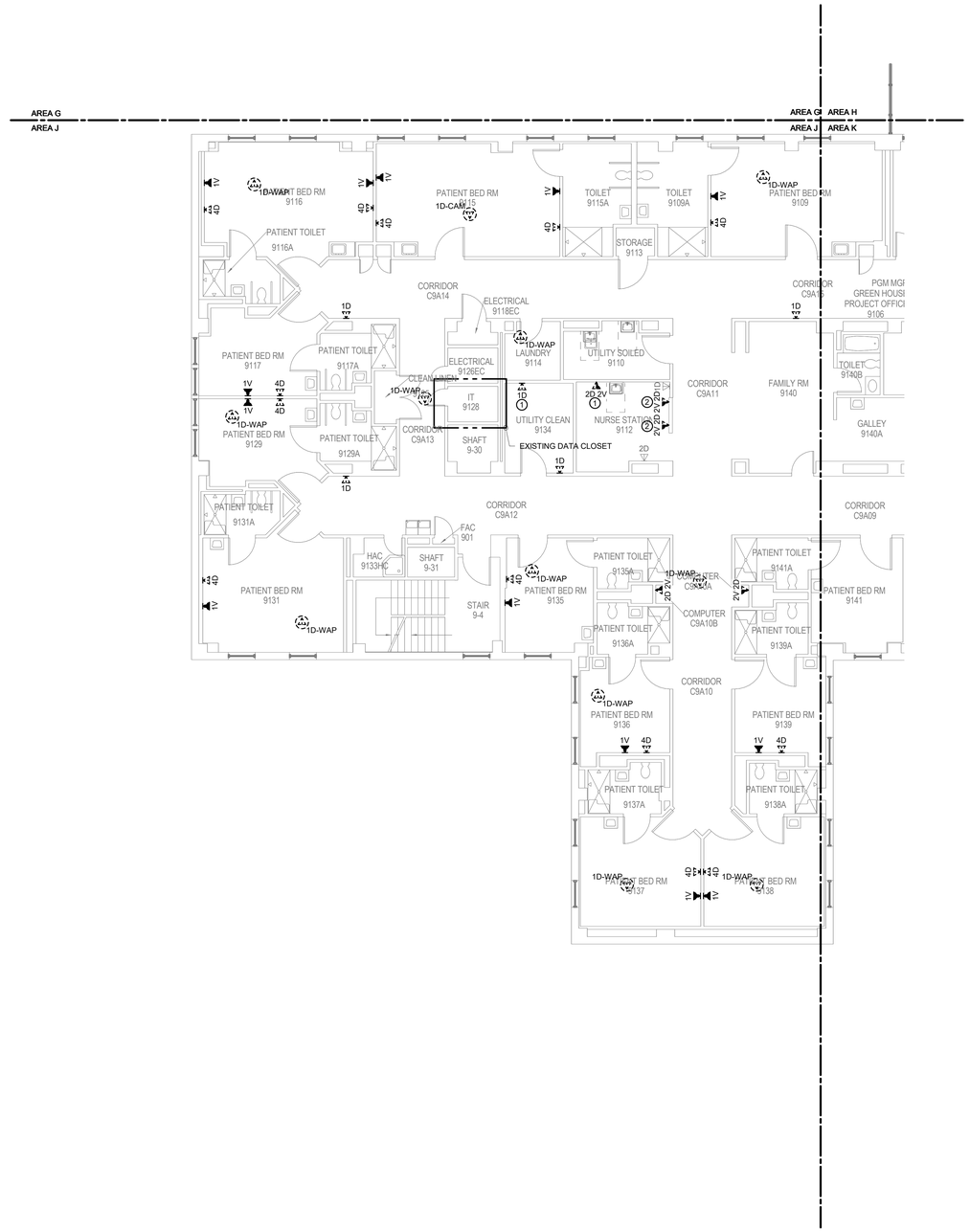

1 BUILDING 111 NINTH FLOOR DEMOLITION PLAN - TECHNOLOGY - AREA J

1/8" = 1'-0"

TRUE NORTH
PLAN NORTH

Revisions:	Date:
35% SCHEMATIC DESIGN SUBMISSION	5.17.21
65% DESIGN DEVELOPMENT SUBMISSION	6.15.21
65% DESIGN DEVELOPMENT RESUBMISSION	8.25.21

CONSULTANT

IMEG
The FUTURE. Built Smarter www.imegcorp.com
15 SUNNEN DRIVE
SUITE 104
ST. LOUIS, MO 63143
P: 314.645.1132 F: 314.645.1173
PROJECT #18004375.03

ARCHITECT/ENGINEER OF RECORD

Romanyk Consulting
Focusing on what matters
Romanyk Consulting Corp. www.romanykconsulting.com
3308 Preston Road, Suite 350-164, Plano, Texas 75093

STAMP

REGISTERED COMMUNICATIONS DISTRIBUTION DESIGNER
BICSI
DAVID LARSON
BICSI ID # 106098
EXPIRES 12-31-25
RCDD

Office of Construction and Facilities Management

VA U.S. Department of Veterans Affairs

Drawing Title
BUILDING 111 NINTH FLOOR DEMO PLAN - TECHNOLOGY - AREA J

Approved:

Phase
FINAL BID DOCUMENTS

Sprinklered
FULLY SPRINKLERED

Project Title
EHRM INFRASTRUCTURE UPGRADES - MILWAUKEE, WI

Location
5000 W. NATIONAL AVENUE MILWAUKEE, WI

Issue Date SEPTEMBER 05, 2025
Checked PHINIE
Drawn MAIBEJ

Project Number 695-21-700
Building Number 111
Drawing Number 111-TD1109J

VA FORM 08 - 6231

Autodesk Docs://OCFM East - Milwaukee EHRM (R24)/T24_18004375.03_VA MilwEHRM_C.rvt
9/3/2025 4:00:58 PM

SHEET NOTES:

1. REMOVE ALL NETWORK CABLING TO POINTS OF TERMINATION IN ASSOCIATED TELECOM ROOMS. REFER TO FLOOR PLANS AND SHEET T1001 FOR TR ROOM LOCATIONS.
2. REFER TO ARCHITECTURAL PHASING PLANS FOR WHEN EXISTING CABLING IS ALLOWED TO BE DEMOLISHED.
3. FOR ALL EXISTING WIRELESS ACCESS POINTS AND SURVEILLANCE CAMERAS, DEVICES SHALL REMAIN. SCOPE OF WORK INCLUDES CABLE REPLACEMENT ONLY. COORDINATE WITH COR FOR ANY DOWNTIME OF DEVICES.
4. EXISTING LOCATIONS OF WORK AREA OUTLETS SHOWN ON THIS SHEET MAY NOT NECESSARILY BE IN THE EXACT LOCATION AS IDENTIFIED.
5. UNLESS NOTED OTHERWISE, ALL NURSE CALL AND SECURITY EQUIPMENT IN EXISTING DATA CLOSETS SHALL REMAIN. PROTECT IN PLACE.

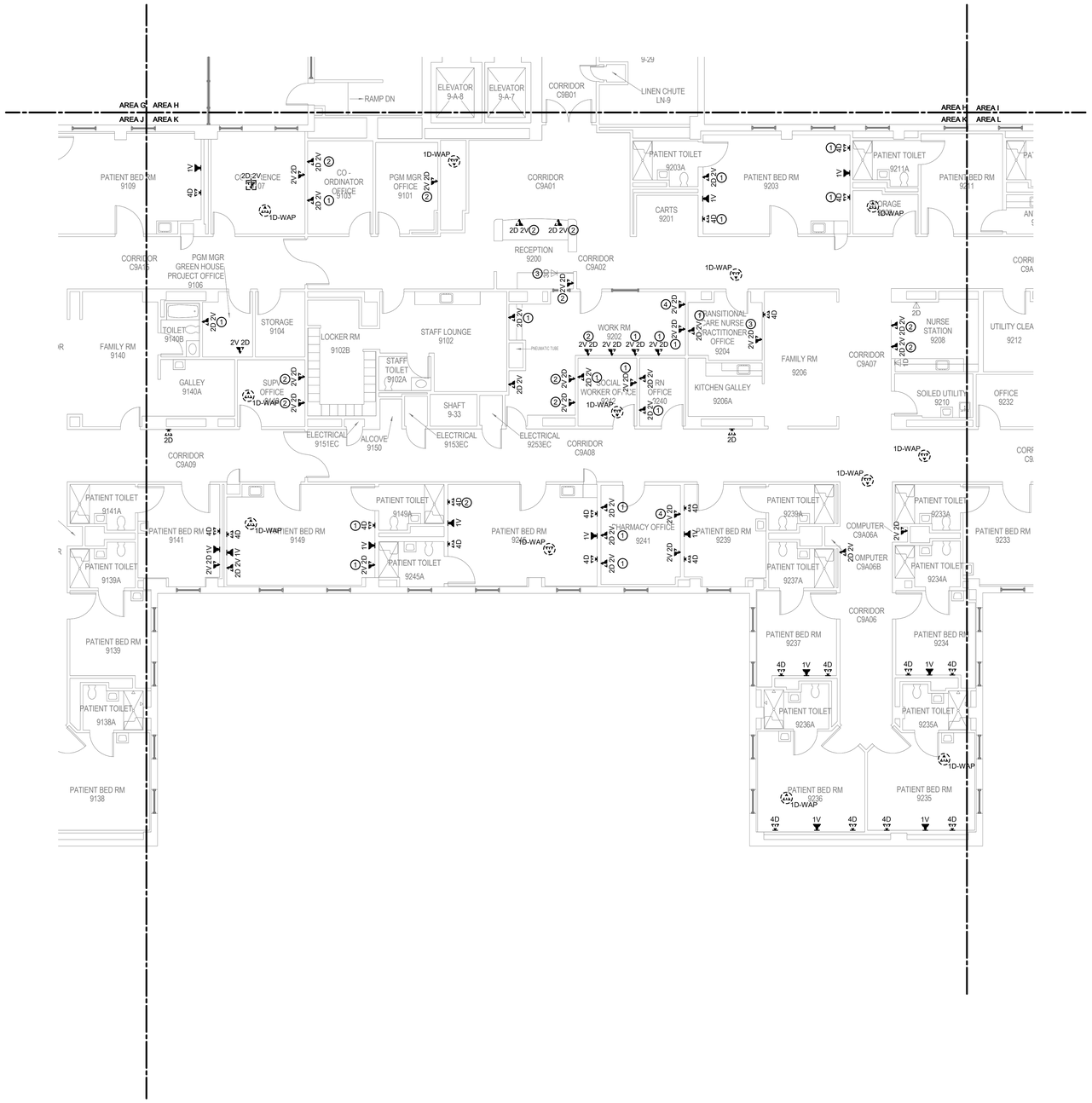

1 BUILDING 111 NINTH FLOOR DEMOLITION PLAN - TECHNOLOGY - AREA K

1/8" = 1'-0"

TRUE NORTH
PLAN NORTH

Revisions:	Date:
35% SCHEMATIC DESIGN SUBMISSION	5.17.21
65% DESIGN DEVELOPMENT SUBMISSION	6.15.21
65% DESIGN DEVELOPMENT RESUBMISSION	8.25.21

CONSULTANT

IMEG
The FUTURE. Built Smarter. www.imegcorp.com
15 SUNNEN DRIVE
SUITE 104
ST. LOUIS, MO 63143
P: 314.645.1132 F: 314.645.1173
PROJECT #18004375.03

ARCHITECT/ENGINEER OF RECORD

Romanyk Consulting
Focusing on what matters
Romanyk Consulting Corp. www.romanykconsulting.com
3308 Preston Road, Suite 350-164, Plano, Texas 75093

STAMP

REGISTERED COMMUNICATIONS DISTRIBUTION DESIGNER
Bicsi
DAVID LARSON
BICSI ID # 106098
EXPIRES 12-31-25
RCDD

Office of Construction and Facilities Management

VA U.S. Department of Veterans Affairs

Drawing Title: BUILDING 111 NINTH FLOOR DEMO PLAN - TECHNOLOGY - AREA K	Phase: FINAL BID DOCUMENTS	Project Title: EHRM INFRASTRUCTURE UPGRADES - MILWAUKEE, WI	Project Number: 695-21-700
Approved:	Sprinklered: FULLY SPRINKLERED	Location: 5000 W. NATIONAL AVENUE MILWAUKEE, WI	Building Number: 111
		Issue Date: SEPTEMBER 05, 2025 / Checked: PHINIE / Drawn: MAIBEJ	Drawing Number: 111-TD1109K

VA FORM 08 - 6231

9/3/2025 4:01:00 PM

Autodesk Docs://OCFM East - Milwaukee EHRM (R24)/T24_18004375.03_VA MilwEHRM_C.rvt

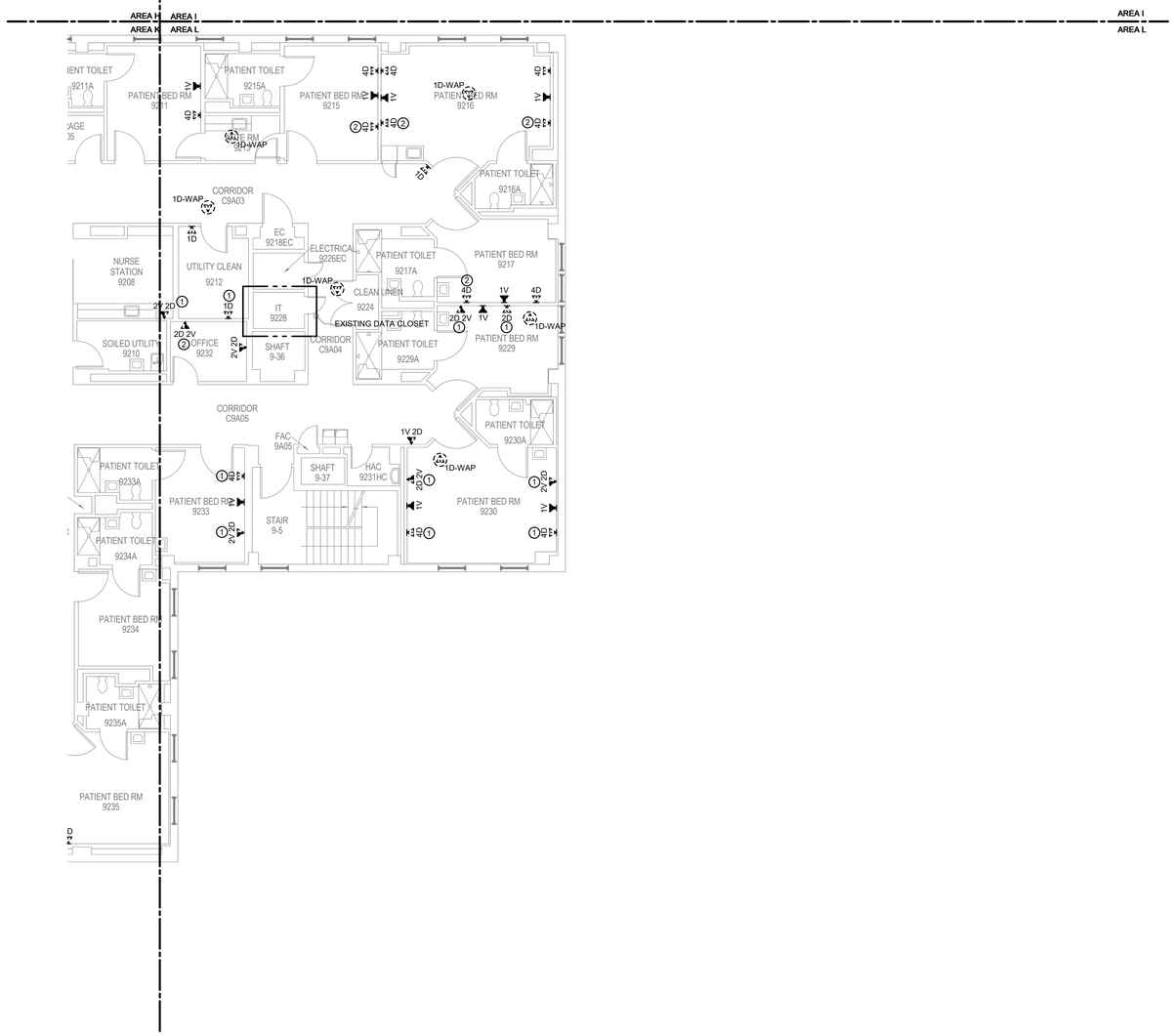

SHEET NOTES:

1. REMOVE ALL NETWORK CABLING TO POINTS OF TERMINATION IN ASSOCIATED TELECOM ROOMS. REFER TO FLOOR PLANS AND SHEET T1001 FOR TR ROOM LOCATIONS.
2. REFER TO ARCHITECTURAL PHASING PLANS FOR WHEN EXISTING CABLING IS ALLOWED TO BE DEMOLISHED.
3. FOR ALL EXISTING WIRELESS ACCESS POINTS AND SURVEILLANCE CAMERAS, DEVICES SHALL REMAIN. SCOPE OF WORK INCLUDES CABLE REPLACEMENT ONLY. COORDINATE WITH COR FOR ANY DOWNTIME OF DEVICES.
4. EXISTING LOCATIONS OF WORK AREA OUTLETS SHOWN ON THIS SHEET MAY NOT NECESSARILY BE IN THE EXACT LOCATION AS IDENTIFIED.
5. UNLESS NOTED OTHERWISE, ALL NURSE CALL AND SECURITY EQUIPMENT IN EXISTING DATA CLOSETS SHALL REMAIN. PROTECT IN PLACE.

1 BUILDING 111 NINTH FLOOR DEMOLITION PLAN - TECHNOLOGY - AREA L

1/8" = 1'-0"

TRUE NORTH
PLAN NORTH

Revisions:	Date:
35% SCHEMATIC DESIGN SUBMISSION	5.17.21
65% DESIGN DEVELOPMENT SUBMISSION	6.15.21
65% DESIGN DEVELOPMENT RESUBMISSION	8.25.21

CONSULTANT

IMEG
The FUTURE. Built Smarter www.imegcorp.com
15 SUNNEN DRIVE
SUITE 104
ST. LOUIS, MO 63143
P: 314.645.1132 F: 314.645.1173
PROJECT #18004375.03

ARCHITECT/ENGINEER OF RECORD

Romanyk Consulting
Focusing on what matters
Romanyk Consulting Corp. www.romanykconsulting.com
3308 Preston Road, Suite 350-164, Plano, Texas 75093

STAMP

REGISTERED COMMUNICATIONS DISTRIBUTION DESIGNER
Bicsi
DAVID LARSON
BICSI ID # 106098
EXPIRES 12-31-25
RCDD

Office of Construction and Facilities Management

VA U.S. Department of Veterans Affairs

Drawing Title: BUILDING 111 NINTH FLOOR DEMO PLAN - TECHNOLOGY - AREA L

Approved:

Phase: FINAL BID DOCUMENTS

Sprinklered: FULLY SPRINKLERED

Project Title: EHRM INFRASTRUCTURE UPGRADES - MILWAUKEE, WI

Location: 5000 W. NATIONAL AVENUE MILWAUKEE, WI

Issue Date: SEPTEMBER 05, 2025 | Checked: PHINIE | Drawn: MAIBEJ

Project Number: 695-21-700

Building Number: 111

Drawing Number: 111-TD1109L

VA FORM 08 - 6231

Autodesk Docs://OCFM East - Milwaukee EHRM (R24)/T24_18004375.03_VA MilwEHRM_C.rvt

9/3/2025 4:01:02 PM

NOTES:

1. UNLESS NOTED OTHERWISE, ALL NURSE CALL AND SECURITY EQUIPMENT IN EXISTING DATA CLOSETS SHALL REMAIN. PROTECT IN PLACE.

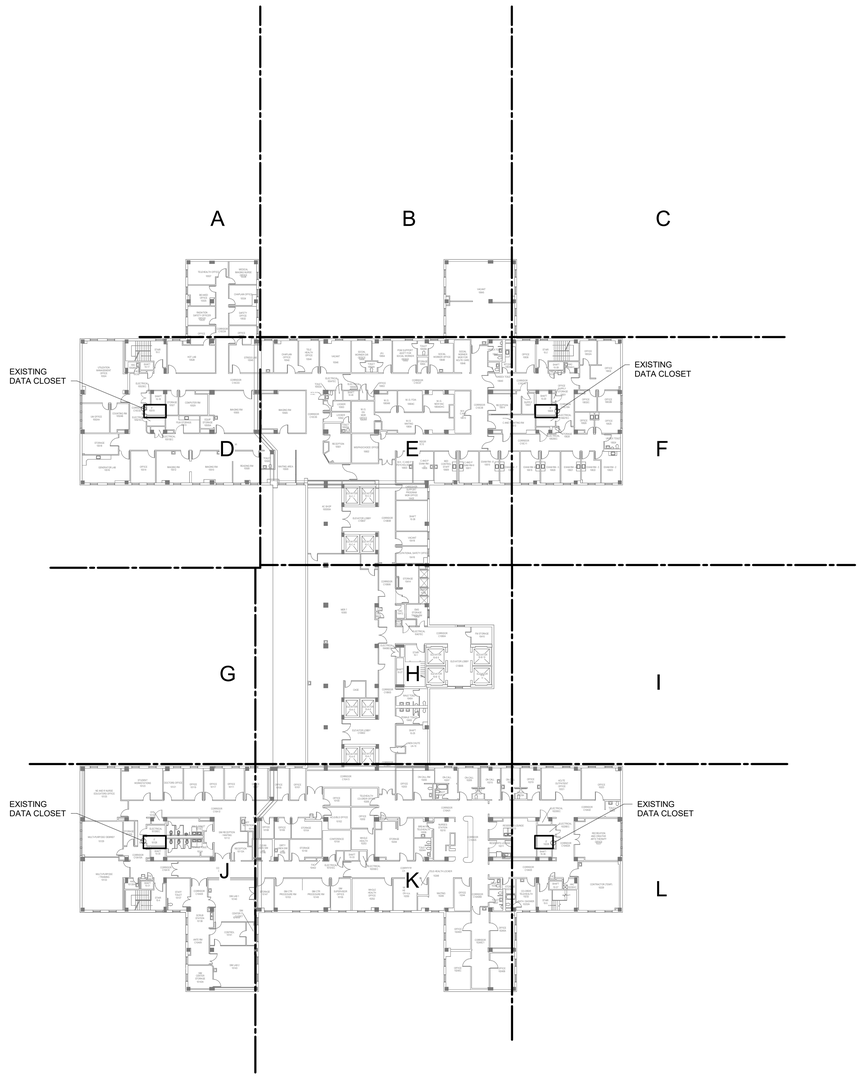

1 BUILDING 111 TENTH FLOOR OVERALL DEMOLITION PLAN - TECHNOLOGY

1" = 30'-0"

TRUE NORTH
PLAN NORTH

0' 15' 30' 60'
Graphic Scale : 1" = 30'-0"

35% SCHEMATIC DESIGN SUBMISSION	5.17.21
65% DESIGN DEVELOPMENT SUBMISSION	6.15.21
65% DESIGN DEVELOPMENT RESUBMISSION	8.25.21
Revisions:	Date:

CONSULTANT

IMEG
The FUTURE. Built Smarter. www.imegcorp.com
15 SUNNEN DRIVE
SUITE 104
ST. LOUIS, MO 63143
P: 314.645.1132 F: 314.645.1173
PROJECT #18004375.03

ARCHITECT/ENGINEER OF RECORD

Romanyk Consulting
Focusing on what matters
Romanyk Consulting Corp. www.romanykconsulting.com
3308 Preston Road, Suite 350-164, Plano, Texas 75093

STAMP

REGISTERED COMMUNICATIONS DISTRIBUTION DESIGNER
Bicsi
DAVID LARSON
BICSI ID # 106098
Expires 12-31-25
RCDD

Office of Construction and Facilities Management

VA U.S. Department of Veterans Affairs

Drawing Title: BUILDING 111 TENTH FLOOR OVERALL DEMO PLAN - TECHNOLOGY	Phase: FINAL BID DOCUMENTS	Project Title: EHRM INFRASTRUCTURE UPGRADES - MILWAUKEE, WI	Project Number: 695-21-700
Approved:	Sprinklered: FULLY SPRINKLERED	Location: 5000 W. NATIONAL AVENUE MILWAUKEE, WI	Building Number: 111
		Issue Date: SEPTEMBER 05, 2025 / Checked: PHINIE / Drawn: MAIBEJ	Drawing Number: 111-TD1110

VA FORM 08 - 6231

9/3/2025 4:01:04 PM

Autodesk Docs://OCFM East - Milwaukee EHRM (R24)/T24_18004375.03_VA MilwEHRM_C.rvt

SHEET NOTES:

1. REMOVE ALL NETWORK CABLING TO POINTS OF TERMINATION IN ASSOCIATED TELECOM ROOMS. REFER TO FLOOR PLANS AND SHEET T1001 FOR TR ROOM LOCATIONS.
2. REFER TO ARCHITECTURAL PHASING PLANS FOR WHEN EXISTING CABLING IS ALLOWED TO BE DEMOLISHED.
3. FOR ALL EXISTING WIRELESS ACCESS POINTS AND SURVEILLANCE CAMERAS, DEVICES SHALL REMAIN. SCOPE OF WORK INCLUDES CABLE REPLACEMENT ONLY. COORDINATE WITH COR FOR ANY DOWNTIME OF DEVICES.
4. EXISTING LOCATIONS OF WORK AREA OUTLETS SHOWN ON THIS SHEET MAY NOT NECESSARILY BE IN THE EXACT LOCATION AS IDENTIFIED.
5. UNLESS NOTED OTHERWISE, ALL NURSE CALL AND SECURITY EQUIPMENT IN EXISTING DATA CLOSETS SHALL REMAIN. PROTECT IN PLACE.

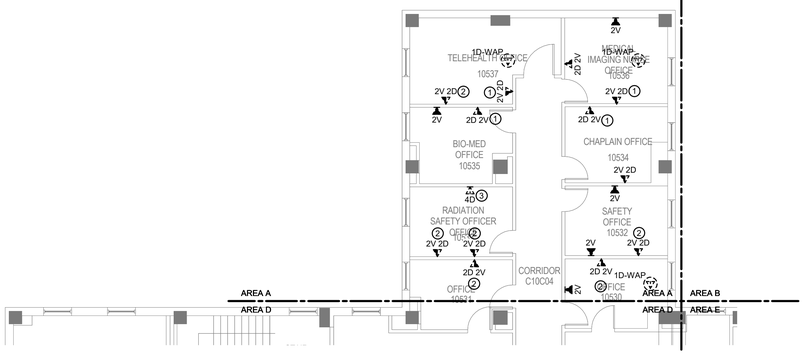

1 BUILDING 111 TENTH FLOOR DEMOLITION PLAN - TECHNOLOGY - AREA A

1/8" = 1'-0"

TRUE NORTH
PLAN NORTH

35% SCHEMATIC DESIGN SUBMISSION	5.17.21
65% DESIGN DEVELOPMENT SUBMISSION	6.15.21
65% DESIGN DEVELOPMENT RESUBMISSION	8.25.21
Revisions:	Date:

CONSULTANT

IMEG
The FUTURE. Built Smarter www.imegcorp.com
15 SUNNEN DRIVE
SUITE 104
ST. LOUIS, MO 63143
P: 314.645.1132 F: 314.645.1173
PROJECT #180043750.03

ARCHITECT/ENGINEER OF RECORD

Romanyk Consulting
Focusing on what matters
Romanyk Consulting Corp. www.romanykconsulting.com
3308 Preston Road, Suite 350-164, Plano, Texas 75093

STAMP

REGISTERED COMMUNICATIONS DISTRIBUTION DESIGNER
Bicsi
DAVID LARSON
BICSI ID # 106098
Expires 12-31-25
RCDD

Office of Construction and Facilities Management

VA U.S. Department of Veterans Affairs

Drawing Title BUILDING 111 TENTH FLOOR DEMO PLAN - TECHNOLOGY - AREA A	**Phase** FINAL BID DOCUMENTS	**Project Title** EHRM INFRASTRUCTURE UPGRADES - MILWAUKEE, WI	**Project Number** 695-21-700
			Building Number 111
Approved:	**Sprinklered** FULLY SPRINKLERED	**Location** 5000 W. NATIONAL AVENUE MILWAUKEE, WI	**Drawing Number** 111-TD1110A
		Issue Date SEPTEMBER 05, 2025 / **Checked** PHINIE / **Drawn** MAIBEJ	

VA FORM 08 - 6231

Autodesk Docs://OCFM East - Milwaukee EHRM (R24)/T24_180043750.03_VA MilwEHRM_C.rvt
9/3/2025 4:01:05 PM

SHEET NOTES:

1. REMOVE ALL NETWORK CABLING TO POINTS OF TERMINATION IN ASSOCIATED TELECOM ROOMS. REFER TO FLOOR PLANS AND SHEET T1001 FOR TR ROOM LOCATIONS.
2. REFER TO ARCHITECTURAL PHASING PLANS FOR WHEN EXISTING CABLING IS ALLOWED TO BE DEMOLISHED.
3. FOR ALL EXISTING WIRELESS ACCESS POINTS AND SURVEILLANCE CAMERAS, DEVICES SHALL REMAIN. SCOPE OF WORK INCLUDES CABLE REPLACEMENT ONLY. COORDINATE WITH COR FOR ANY DOWNTIME OF DEVICES.
4. EXISTING LOCATIONS OF WORK AREA OUTLETS SHOWN ON THIS SHEET MAY NOT NECESSARILY BE IN THE EXACT LOCATION AS IDENTIFIED.
5. UNLESS NOTED OTHERWISE, ALL NURSE CALL AND SECURITY EQUIPMENT IN EXISTING DATA CLOSETS SHALL REMAIN. PROTECT IN PLACE.



1 BUILDING 111 TENTH FLOOR DEMOLITION PLAN - TECHNOLOGY - AREA B

1/8" = 1'-0"

TRUE NORTH
PLAN NORTH

35% SCHEMATIC DESIGN SUBMISSION	5.17.21
65% DESIGN DEVELOPMENT SUBMISSION	6.15.21
65% DESIGN DEVELOPMENT RESUBMISSION	8.25.21
Revisions:	Date:

CONSULTANT

IMEG
The FUTURE. Built Smarter. www.imegcorp.com
15 SUNNEN DRIVE
SUITE 104
ST. LOUIS, MO 63143
P: 314.645.1132 F: 314.645.1173
PROJECT #18004375.03

ARCHITECT/ENGINEER OF RECORD

Romanyk Consulting
Focusing on what matters
Romanyk Consulting Corp. www.romanykconsulting.com
3308 Preston Road, Suite 350-164, Plano, Texas 75093

STAMP

REGISTERED COMMUNICATIONS DISTRIBUTION DESIGNER
Bicsi
DAVID LARSON
BICSI ID # 105098
Expires 12-31-25
RCDD

Office of Construction and Facilities Management

VA U.S. Department of Veterans Affairs

Drawing Title: BUILDING 111 TENTH FLOOR DEMO PLAN - TECHNOLOGY - AREA B	Phase: FINAL BID DOCUMENTS	Project Title: EHRM INFRASTRUCTURE UPGRADES - MILWAUKEE, WI	Project Number: 695-21-700
			Building Number: 111
Approved:	Sprinklered: FULLY SPRINKLERED	Location: 5000 W. NATIONAL AVENUE MILWAUKEE, WI	Drawing Number: 111-TD1110B
		Issue Date: SEPTEMBER 05, 2025 / Checked: PHINIE / Drawn: MAIBEJ	

VA FORM 08 - 6231

9/3/2025 4:01:06 PM

Autodesk Docs://OCFM East - Milwaukee EHRM (R24)/T24_18004375.03_VA MilwEHRM_C.rvt

SHEET NOTES:

1. REMOVE ALL NETWORK CABLING TO POINTS OF TERMINATION IN ASSOCIATED TELECOM ROOMS. REFER TO FLOOR PLANS AND SHEET T1001 FOR TR ROOM LOCATIONS.
2. REFER TO ARCHITECTURAL PHASING PLANS FOR WHEN EXISTING CABLING IS ALLOWED TO BE DEMOLISHED.
3. FOR ALL EXISTING WIRELESS ACCESS POINTS AND SURVEILLANCE CAMERAS, DEVICES SHALL REMAIN. SCOPE OF WORK INCLUDES CABLE REPLACEMENT ONLY. COORDINATE WITH COR FOR ANY DOWNTIME OF DEVICES.
4. EXISTING LOCATIONS OF WORK AREA OUTLETS SHOWN ON THIS SHEET MAY NOT NECESSARILY BE IN THE EXACT LOCATION AS IDENTIFIED.
5. UNLESS NOTED OTHERWISE, ALL NURSE CALL AND SECURITY EQUIPMENT IN EXISTING DATA CLOSETS SHALL REMAIN. PROTECT IN PLACE.

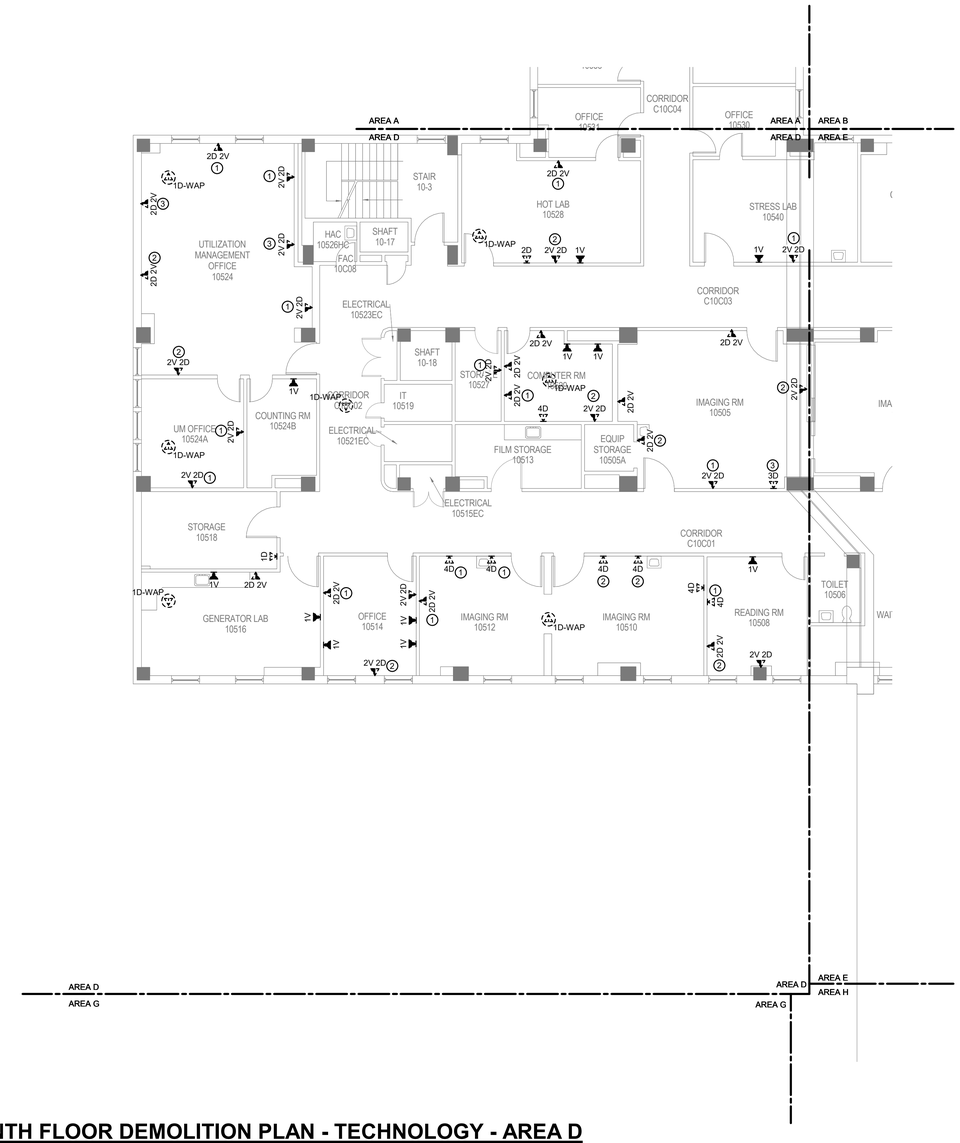

1 BUILDING 111 TENTH FLOOR DEMOLITION PLAN - TECHNOLOGY - AREA D

1/8" = 1'-0"

TRUE NORTH
PLAN NORTH

35% SCHEMATIC DESIGN SUBMISSION	5.17.21
65% DESIGN DEVELOPMENT SUBMISSION	6.15.21
65% DESIGN DEVELOPMENT RESUBMISSION	8.25.21
Revisions:	Date:

CONSULTANT

IMEG
The FUTURE. Built Smarter www.imegcorp.com
15 SUNNEN DRIVE
SUITE 104
ST. LOUIS, MO 63143
P: 314.645.1132 F: 314.645.1173
PROJECT #18004375.03

ARCHITECT/ENGINEER OF RECORD

Romanyk Consulting
Focusing on what matters
Romanyk Consulting Corp. www.romanykconsulting.com
3308 Preston Road, Suite 350-164, Plano, Texas 75093

STAMP

REGISTERED COMMUNICATIONS DISTRIBUTION DESIGNER
Bicsi
DAVID LARSON
BICSI ID # 106098
Expires 12-31-25
RCDD

Office of Construction and Facilities Management
VA U.S. Department of Veterans Affairs

Drawing Title: BUILDING 111 TENTH FLOOR DEMO PLAN - TECHNOLOGY - AREA D

Approved:

Phase: FINAL BID DOCUMENTS

Sprinklered: FULLY SPRINKLERED

Project Title: EHRM INFRASTRUCTURE UPGRADES - MILWAUKEE, WI

Location: 5000 W. NATIONAL AVENUE MILWAUKEE, WI

Issue Date: SEPTEMBER 05, 2025 | Checked: PHINIE | Drawn: MAIBEJ

Project Number: 695-21-700

Building Number: 111

Drawing Number: 111-TD1110D

VA FORM 08 - 6231

Autodesk Docs://OCFM East - Milwaukee EHRM (R24)/T24_18004375.03_VA MilwEHRM_C.rvt

9/3/2025 4:01:07 PM

SHEET NOTES:

1. REMOVE ALL NETWORK CABLING TO POINTS OF TERMINATION IN ASSOCIATED TELECOM ROOMS. REFER TO FLOOR PLANS AND SHEET T1001 FOR TR ROOM LOCATIONS.
2. REFER TO ARCHITECTURAL PHASING PLANS FOR WHEN EXISTING CABLING IS ALLOWED TO BE DEMOLISHED.
3. FOR ALL EXISTING WIRELESS ACCESS POINTS AND SURVEILLANCE CAMERAS, DEVICES SHALL REMAIN. SCOPE OF WORK INCLUDES CABLE REPLACEMENT ONLY. COORDINATE WITH COR FOR ANY DOWNTIME OF DEVICES.
4. EXISTING LOCATIONS OF WORK AREA OUTLETS SHOWN ON THIS SHEET MAY NOT NECESSARILY BE IN THE EXACT LOCATION AS IDENTIFIED.
5. UNLESS NOTED OTHERWISE, ALL NURSE CALL AND SECURITY EQUIPMENT IN EXISTING DATA CLOSETS SHALL REMAIN. PROTECT IN PLACE.

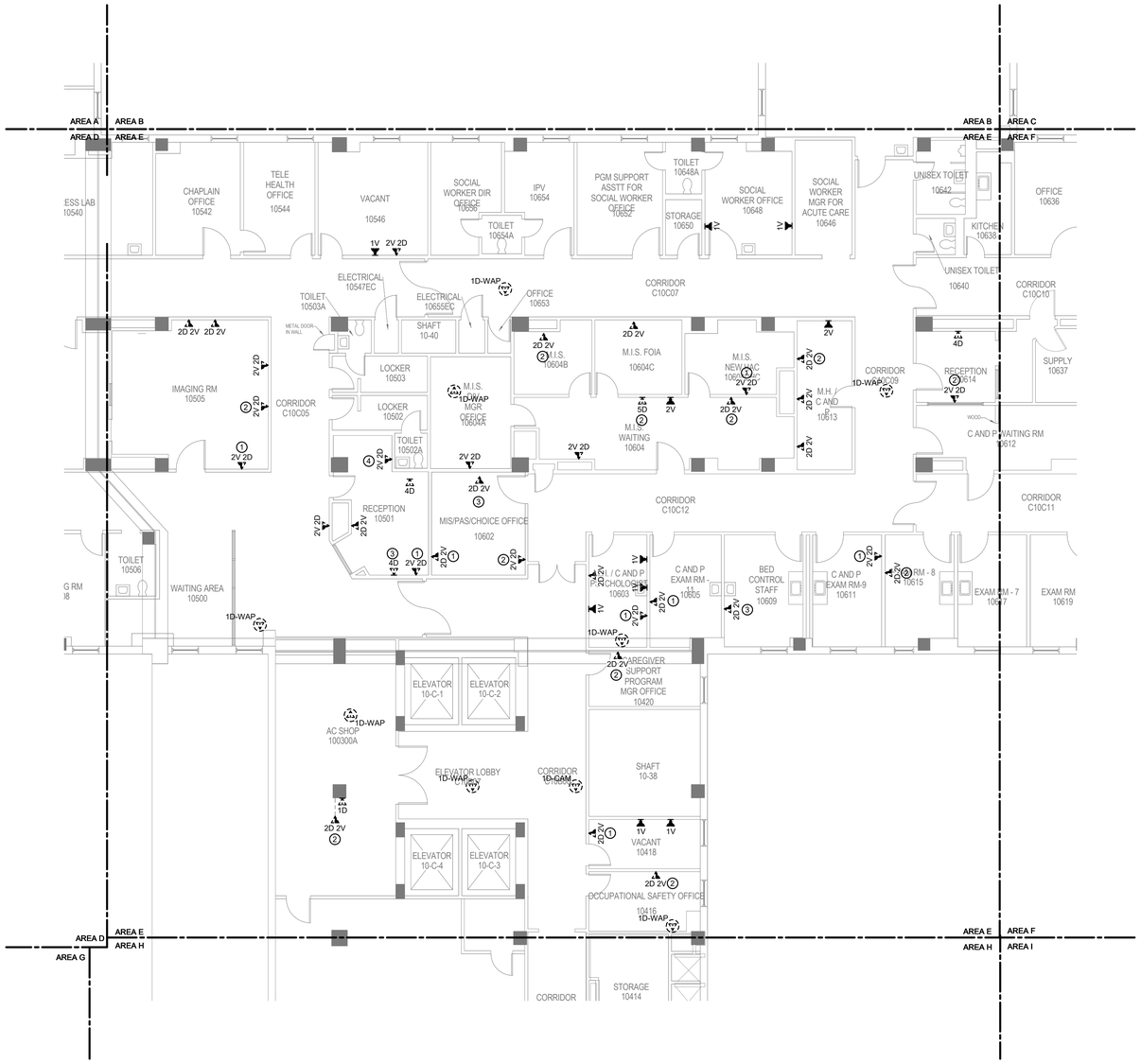

1 BUILDING 111 TENTH FLOOR DEMOLITION PLAN - TECHNOLOGY - AREA E

1/8" = 1'-0"

TRUE NORTH
PLAN NORTH

35% SCHEMATIC DESIGN SUBMISSION	5.17.21
65% DESIGN DEVELOPMENT SUBMISSION	6.15.21
65% DESIGN DEVELOPMENT RESUBMISSION	8.25.21
Revisions:	Date:

CONSULTANT

IMEG
The FUTURE. Built Smarter www.imegcorp.com
15 SUNNEN DRIVE
SUITE 104
ST. LOUIS, MO 63143
P: 314.645.1132 F: 314.645.1173
PROJECT #18004375.03

ARCHITECT/ENGINEER OF RECORD

Romanyk Consulting
Focusing on what matters
Romanyk Consulting Corp. www.romanykconsulting.com
3308 Preston Road, Suite 350-164, Plano, Texas 75093

STAMP

REGISTERED COMMUNICATIONS DISTRIBUTION DESIGNER
Bicsi
DAVID LARSON
BICSI ID # 106098
EXPIRES 12-31-25
RCDD

Office of Construction and Facilities Management

VA U.S. Department of Veterans Affairs

Drawing Title: BUILDING 111 TENTH FLOOR DEMO PLAN - TECHNOLOGY - AREA E

Approved:

Phase: FINAL BID DOCUMENTS

Sprinklered: FULLY SPRINKLERED

Project Title: EHRM INFRASTRUCTURE UPGRADES - MILWAUKEE, WI

Location: 5000 W. NATIONAL AVENUE MILWAUKEE, WI

Issue Date: SEPTEMBER 05, 2025 | Checked: PHINIE | Drawn: MAIBEJ

Project Number: 695-21-700

Building Number: 111

Drawing Number: 111-TD1110E

VA FORM 08 - 6231

Autodesk Docs://OCFM East - Milwaukee EHRM /R24/T24_18004375.03_VA MilwEHRM_C.rvt

9/3/2025 4:01:09 PM

Graphic Scale: 1/16" = 1'-0"
Graphic Scale: 1/8" = 1'-0"
Graphic Scale: 3/32" = 1'-0"
Graphic Scale: 1/4" = 1'-0"
Graphic Scale: 3/8" = 1'-0"
Graphic Scale: 1/2" = 1'-0"
Graphic Scale: 3/4" = 1'-0"
Graphic Scale: 1" = 1'-0"
Graphic Scale: 1 1/2" = 1'-0"

SHEET NOTES:

1. REMOVE ALL NETWORK CABLING TO POINTS OF TERMINATION IN ASSOCIATED TELECOM ROOMS. REFER TO FLOOR PLANS AND SHEET T1001 FOR TR ROOM LOCATIONS.
2. REFER TO ARCHITECTURAL PHASING PLANS FOR WHEN EXISTING CABLING IS ALLOWED TO BE DEMOLISHED.
3. FOR ALL EXISTING WIRELESS ACCESS POINTS AND SURVEILLANCE CAMERAS, DEVICES SHALL REMAIN. SCOPE OF WORK INCLUDES CABLE REPLACEMENT ONLY. COORDINATE WITH COR FOR ANY DOWNTIME OF DEVICES.
4. EXISTING LOCATIONS OF WORK AREA OUTLETS SHOWN ON THIS SHEET MAY NOT NECESSARILY BE IN THE EXACT LOCATION AS IDENTIFIED.
5. UNLESS NOTED OTHERWISE, ALL NURSE CALL AND SECURITY EQUIPMENT IN EXISTING DATA CLOSETS SHALL REMAIN. PROTECT IN PLACE.

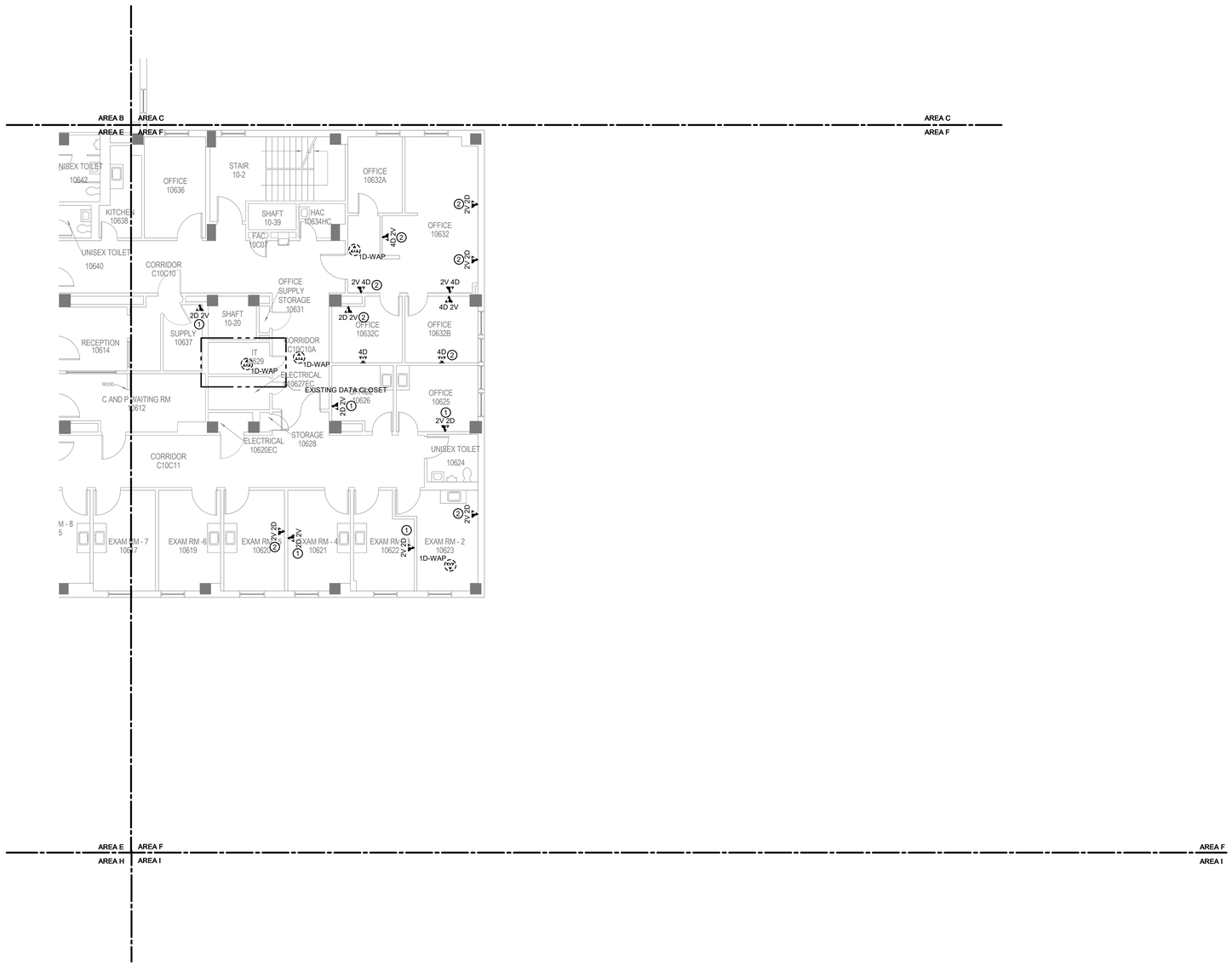

1 BUILDING 111 TENTH FLOOR DEMOLITION PLAN - TECHNOLOGY - AREA F

1/8" = 1'-0"

TRUE NORTH
PLAN NORTH

35% SCHEMATIC DESIGN SUBMISSION	5.17.21
65% DESIGN DEVELOPMENT SUBMISSION	6.15.21
65% DESIGN DEVELOPMENT RESUBMISSION	8.25.21
Revisions:	Date:

CONSULTANT

IMEG
The FUTURE. Built Smarter. www.imegcorp.com
15 SUNNEN DRIVE
SUITE 104
ST. LOUIS, MO 63143
P: 314.645.1132 F: 314.645.1173
PROJECT #18004375.03

ARCHITECT/ENGINEER OF RECORD

Romanyk Consulting
Focusing on what matters
Romanyk Consulting Corp. www.romanykconsulting.com
3308 Preston Road, Suite 350-164, Plano, Texas 75093

STAMP

REGISTERED COMMUNICATIONS DISTRIBUTION DESIGNER
Bicsi
DAVID LARSON
BICSI ID # 106098
Expires 12-31-25
RCDD

Office of Construction and Facilities Management

VA U.S. Department of Veterans Affairs

Drawing Title: BUILDING 111 TENTH FLOOR DEMO PLAN - TECHNOLOGY - AREA F	Phase: FINAL BID DOCUMENTS	Project Title: EHRM INFRASTRUCTURE UPGRADES - MILWAUKEE, WI	Project Number: 695-21-700
Approved:	Sprinklered: FULLY SPRINKLERED	Location: 5000 W. NATIONAL AVENUE MILWAUKEE, WI	Building Number: 111
		Issue Date: SEPTEMBER 05, 2025 / Checked: PHINIE / Drawn: MAIBEJ	Drawing Number: 111-TD1110F

VA FORM 08 - 6231

Autodesk Docs://OCFM East - Milwaukee EHRM (R24)/T24_18004375.03_VA MilwEHRM_C.rvt
9/3/2025 4:01:11 PM

SHEET NOTES:

1. REMOVE ALL NETWORK CABLING TO POINTS OF TERMINATION IN ASSOCIATED TELECOM ROOMS. REFER TO FLOOR PLANS AND SHEET T1001 FOR TR ROOM LOCATIONS.
2. REFER TO ARCHITECTURAL PHASING PLANS FOR WHEN EXISTING CABLING IS ALLOWED TO BE DEMOLISHED.
3. FOR ALL EXISTING WIRELESS ACCESS POINTS AND SURVEILLANCE CAMERAS, DEVICES SHALL REMAIN. SCOPE OF WORK INCLUDES CABLE REPLACEMENT ONLY. COORDINATE WITH COR FOR ANY DOWNTIME OF DEVICES.
4. EXISTING LOCATIONS OF WORK AREA OUTLETS SHOWN ON THIS SHEET MAY NOT NECESSARILY BE IN THE EXACT LOCATION AS IDENTIFIED.
5. UNLESS NOTED OTHERWISE, ALL NURSE CALL AND SECURITY EQUIPMENT IN EXISTING DATA CLOSETS SHALL REMAIN. PROTECT IN PLACE.

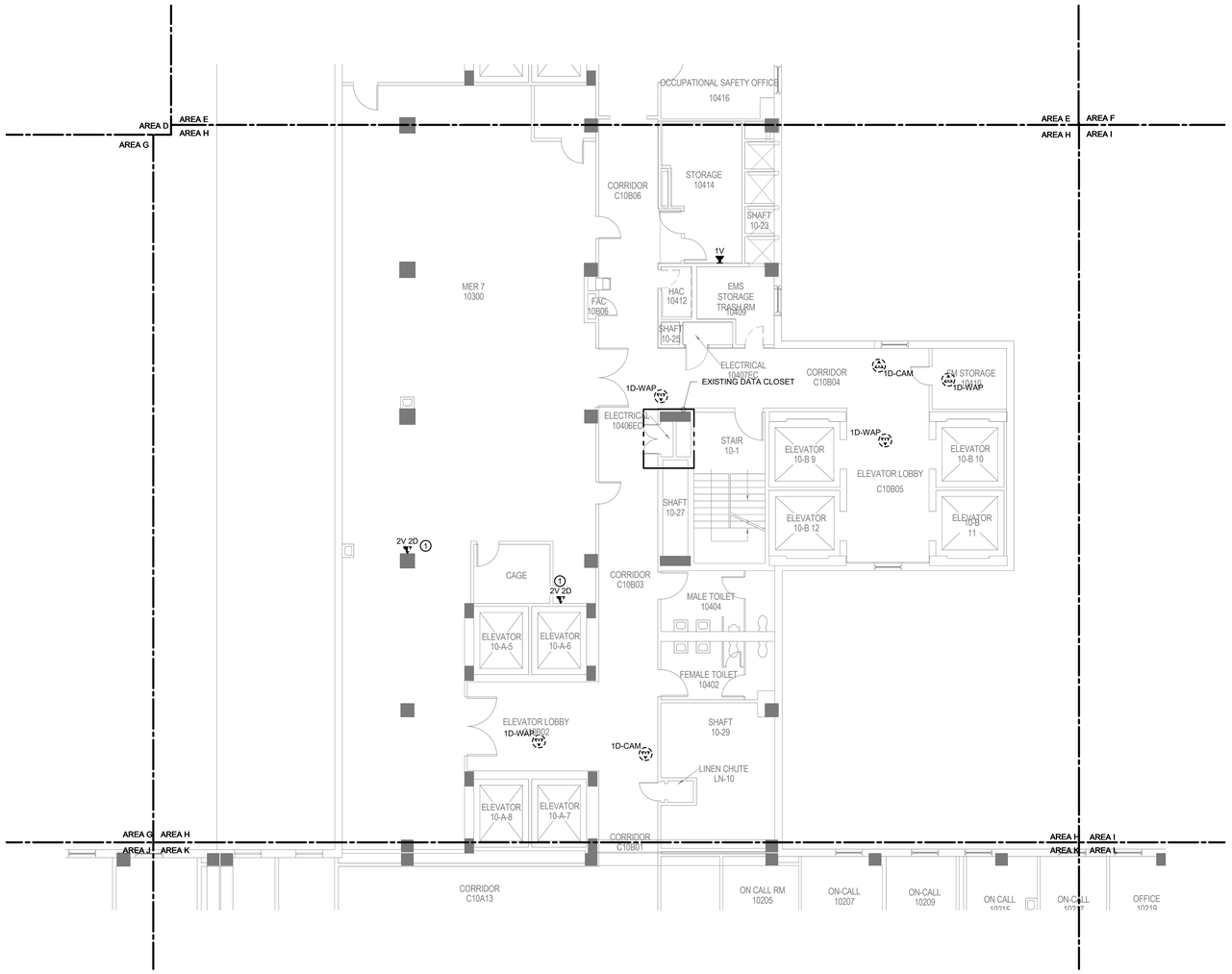

1 BUILDING 111 TENTH FLOOR DEMOLITION PLAN - TECHNOLOGY - AREA H

1/8" = 1'-0"

TRUE NORTH
PLAN NORTH

Revisions:	Date:
35% SCHEMATIC DESIGN SUBMISSION	5.17.21
65% DESIGN DEVELOPMENT SUBMISSION	6.15.21
65% DESIGN DEVELOPMENT RESUBMISSION	8.25.21

CONSULTANT

IMEG
The FUTURE Built Smarter www.imegcorp.com
15 SUNNEN DRIVE
SUITE 104
ST. LOUIS, MO 63143
P: 314.645.1132 F: 314.645.1173
PROJECT #18004375.03

ARCHITECT/ENGINEER OF RECORD

Romanyk Consulting
Focusing on what matters
Romanyk Consulting Corp. www.romanykconsulting.com
3308 Preston Road, Suite 350-164, Plano, Texas 75093

STAMP

REGISTERED COMMUNICATIONS DISTRIBUTION DESIGNER
Bicsi
DAVID LARSON
BICSI ID # 106098
Expires 12-31-25
RCDD

Office of Construction and Facilities Management

VA U.S. Department of Veterans Affairs

Drawing Title BUILDING 111 TENTH FLOOR DEMO PLAN - TECHNOLOGY - AREA H	**Phase** FINAL BID DOCUMENTS	**Project Title** EHRM INFRASTRUCTURE UPGRADES - MILWAUKEE, WI	**Project Number** 695-21-700
			Building Number 111
Approved:	**Sprinklered** FULLY SPRINKLERED	**Location** 5000 W. NATIONAL AVENUE MILWAUKEE, WI	**Drawing Number** 111-TD1110H
		Issue Date SEPTEMBER 05, 2025 / **Checked** PHINIE / **Drawn** MAIBEJ	

VA FORM 08 - 6231

Autodesk Docs://OCFM East - Milwaukee EHRM (R24)/T24_18004375.03_VA MilwEHRM_C.rvt

9/3/2025 4:01:12 PM

SHEET NOTES:

1. REMOVE ALL NETWORK CABLING TO POINTS OF TERMINATION IN ASSOCIATED TELECOM ROOMS. REFER TO FLOOR PLANS AND SHEET T1001 FOR TR ROOM LOCATIONS.
2. REFER TO ARCHITECTURAL PHASING PLANS FOR WHEN EXISTING CABLING IS ALLOWED TO BE DEMOLISHED.
3. FOR ALL EXISTING WIRELESS ACCESS POINTS AND SURVEILLANCE CAMERAS, DEVICES SHALL REMAIN. SCOPE OF WORK INCLUDES CABLE REPLACEMENT ONLY. COORDINATE WITH COR FOR ANY DOWNTIME OF DEVICES.
4. EXISTING LOCATIONS OF WORK AREA OUTLETS SHOWN ON THIS SHEET MAY NOT NECESSARILY BE IN THE EXACT LOCATION AS IDENTIFIED.
5. UNLESS NOTED OTHERWISE, ALL NURSE CALL AND SECURITY EQUIPMENT IN EXISTING DATA CLOSETS SHALL REMAIN. PROTECT IN PLACE.

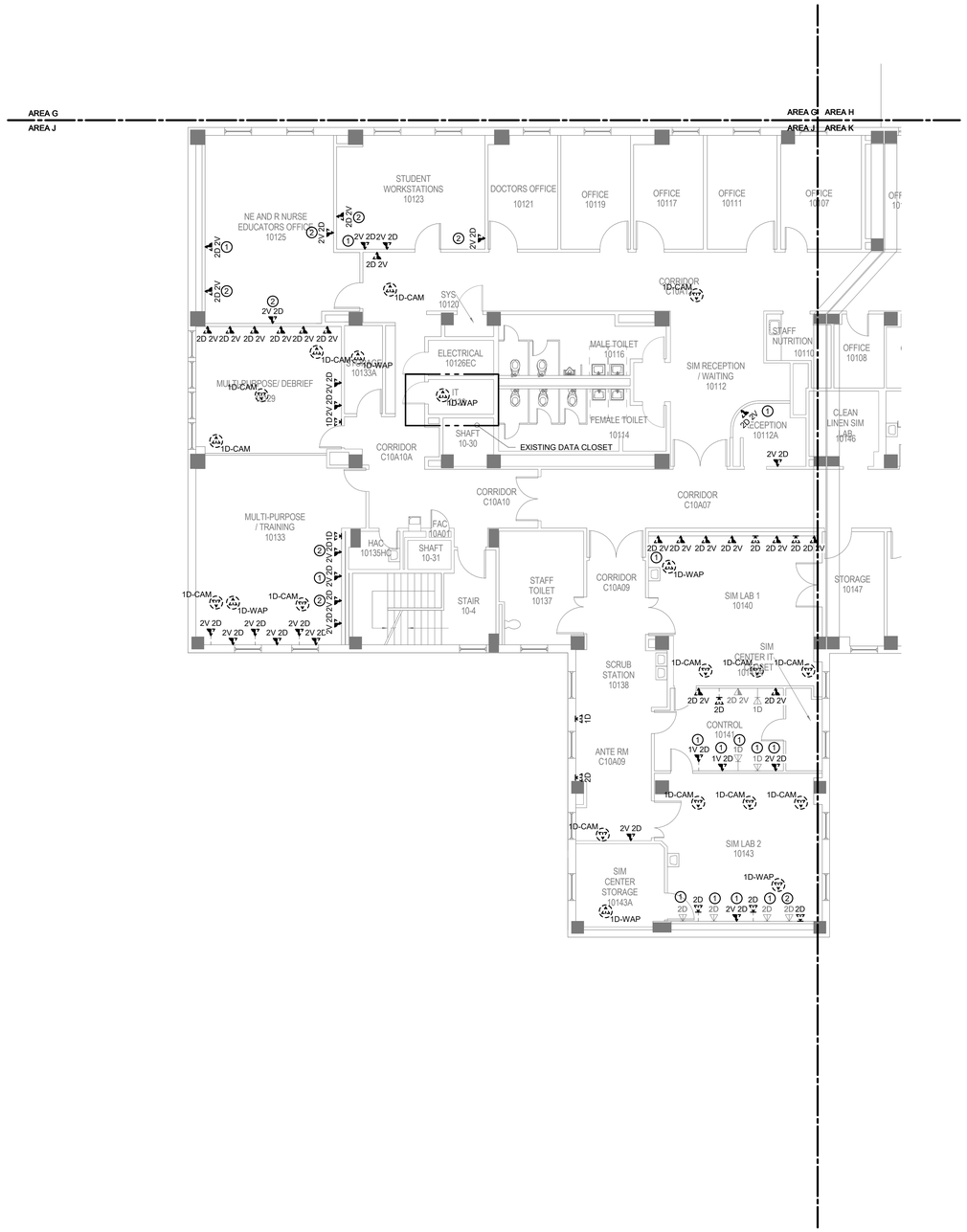

1 BUILDING 111 TENTH FLOOR DEMOLITION PLAN - TECHNOLOGY - AREA J

1/8" = 1'-0"

TRUE NORTH
PLAN NORTH

Revisions:	Date:
35% SCHEMATIC DESIGN SUBMISSION	5.17.21
65% DESIGN DEVELOPMENT SUBMISSION	6.15.21
65% DESIGN DEVELOPMENT RESUBMISSION	8.25.21

CONSULTANT

IMEG
The FUTURE. Built Smarter. www.imegcorp.com
15 SUNNEN DRIVE
SUITE 104
ST. LOUIS, MO 63143
P: 314.645.1132 F: 314.645.1173
PROJECT #18004375.03

ARCHITECT/ENGINEER OF RECORD

Romanyk Consulting
Focusing on what matters
Romanyk Consulting Corp. www.romanykconsulting.com
3308 Preston Road, Suite 350-164, Plano, Texas 75093

STAMP

REGISTERED COMMUNICATIONS DISTRIBUTION DESIGNER
Bicsi
DAVID LARSON
BICSI ID # 106098
Expires 12-31-25
RCDD

Office of Construction and Facilities Management

VA U.S. Department of Veterans Affairs

Drawing Title BUILDING 111 TENTH FLOOR DEMO PLAN - TECHNOLOGY - AREA J

Approved:

Phase FINAL BID DOCUMENTS

Sprinklered FULLY SPRINKLERED

Project Title EHRM INFRASTRUCTURE UPGRADES - MILWAUKEE, WI

Location 5000 W. NATIONAL AVENUE MILWAUKEE, WI

Issue Date SEPTEMBER 05, 2025 | **Checked** PHINIE | **Drawn** MAIBEJ

Project Number 695-21-700

Building Number 111

Drawing Number 111-TD1110J

VA FORM 08 - 6231

Autodesk Docs://OCFM East - Milwaukee EHRM (R24)/T24_18004375.03_VA MilwEHRM_C.rvt

9/3/2025 4:01:15 PM

SHEET NOTES:

1. REMOVE ALL NETWORK CABLING TO POINTS OF TERMINATION IN ASSOCIATED TELECOM ROOMS. REFER TO FLOOR PLANS AND SHEET T1001 FOR TR ROOM LOCATIONS.
2. REFER TO ARCHITECTURAL PHASING PLANS FOR WHEN EXISTING CABLING IS ALLOWED TO BE DEMOLISHED.
3. FOR ALL EXISTING WIRELESS ACCESS POINTS AND SURVEILLANCE CAMERAS, DEVICES SHALL REMAIN. SCOPE OF WORK INCLUDES CABLE REPLACEMENT ONLY. COORDINATE WITH COR FOR ANY DOWNTIME OF DEVICES.
4. EXISTING LOCATIONS OF WORK AREA OUTLETS SHOWN ON THIS SHEET MAY NOT NECESSARILY BE IN THE EXACT LOCATION AS IDENTIFIED.
5. UNLESS NOTED OTHERWISE, ALL NURSE CALL AND SECURITY EQUIPMENT IN EXISTING DATA CLOSETS SHALL REMAIN. PROTECT IN PLACE.

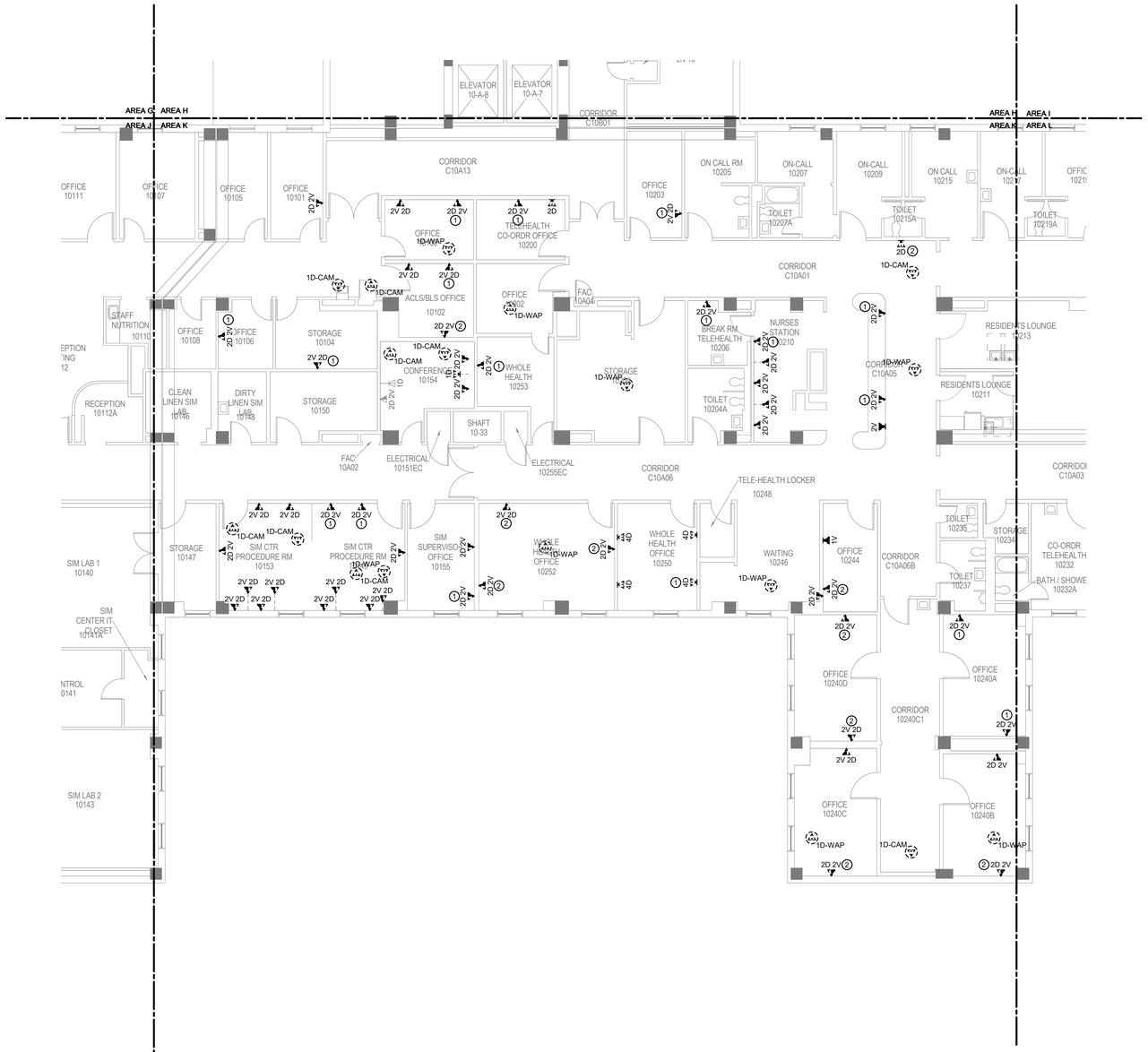

1 BUILDING 111 TENTH FLOOR DEMOLITION PLAN - TECHNOLOGY - AREA K

1/8" = 1'-0"

TRUE NORTH
PLAN NORTH

Revisions:	Date:
35% SCHEMATIC DESIGN SUBMISSION	5.17.21
65% DESIGN DEVELOPMENT SUBMISSION	6.15.21
65% DESIGN DEVELOPMENT RESUBMISSION	8.25.21

CONSULTANT

IMEG
The FUTURE. Built Smarter www.imegcorp.com
15 SUNNEN DRIVE
SUITE 104
ST. LOUIS, MO 63143
P: 314.645.1132 F: 314.645.1173
PROJECT #18004375.03

ARCHITECT/ENGINEER OF RECORD

Romanyk Consulting
Focusing on what matters
Romanyk Consulting Corp. www.romanykconsulting.com
3308 Preston Road, Suite 350-164, Plano, Texas 75093

STAMP

REGISTERED COMMUNICATIONS DISTRIBUTION DESIGNER
Bicsi
DAVID LARSON
BICSI ID # 105098
EXPIRES 12-31-25
RCDD

Office of Construction and Facilities Management

VA U.S. Department of Veterans Affairs

Drawing Title: BUILDING 111 TENTH FLOOR DEMO PLAN - TECHNOLOGY - AREA K	Phase: FINAL BID DOCUMENTS	Project Title: EHRM INFRASTRUCTURE UPGRADES - MILWAUKEE, WI	Project Number: 695-21-700
Approved:	Sprinklered: FULLY SPRINKLERED	Location: 5000 W. NATIONAL AVENUE MILWAUKEE, WI	Building Number: 111
		Issue Date: SEPTEMBER 05, 2025 / Checked: PHINIE / Drawn: MAIBEJ	Drawing Number: 111-TD1110K

VA FORM 08 - 6231

Autodesk Docs://OCFM East - Milwaukee EHRM (R24)/T24_18004375.03_VA MilwEHRM_C.rvt

9/3/2025 4:01:16 PM

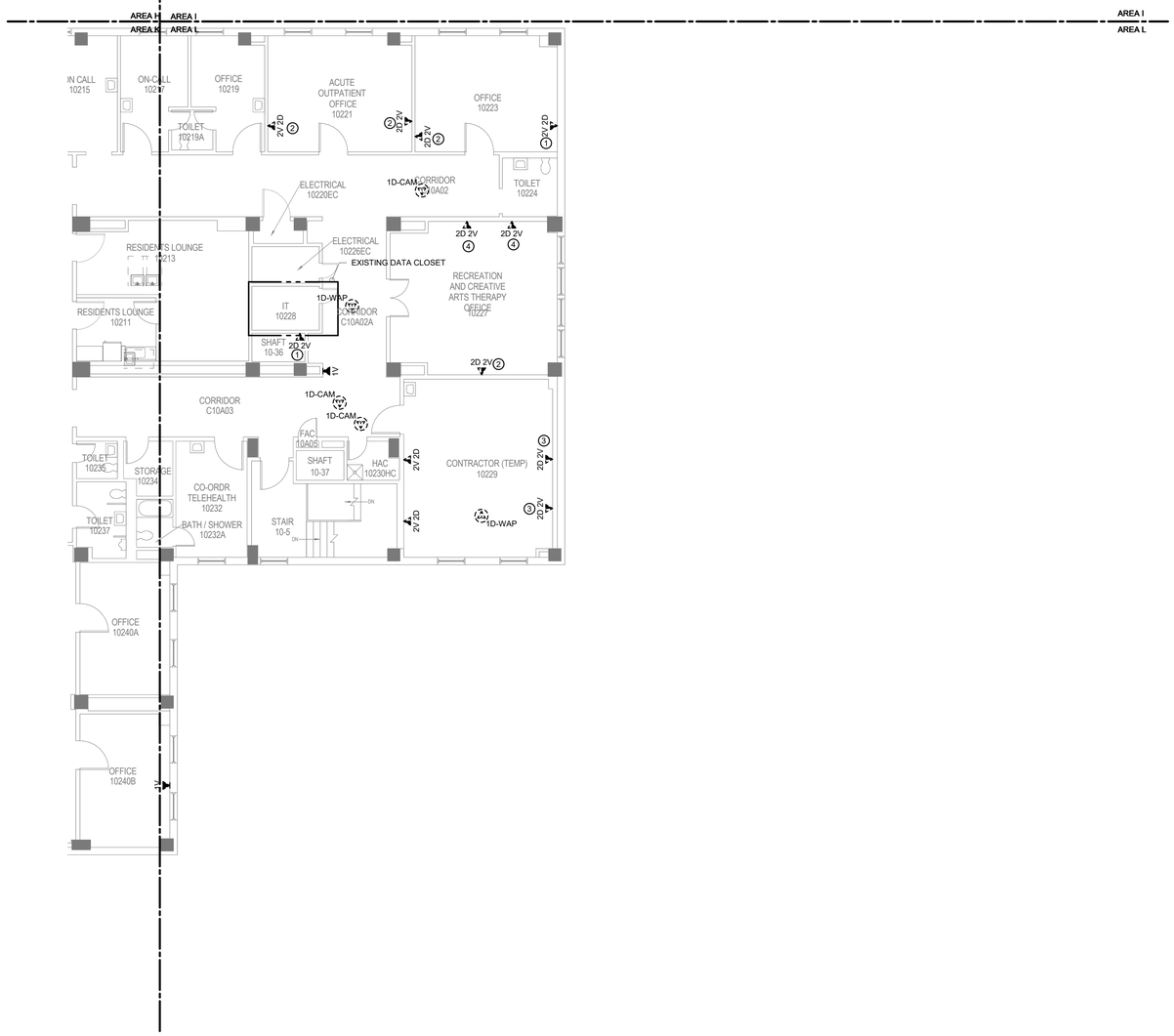

SHEET NOTES:

1. REMOVE ALL NETWORK CABLING TO POINTS OF TERMINATION IN ASSOCIATED TELECOM ROOMS. REFER TO FLOOR PLANS AND SHEET T1001 FOR TR ROOM LOCATIONS.
2. REFER TO ARCHITECTURAL PHASING PLANS FOR WHEN EXISTING CABLING IS ALLOWED TO BE DEMOLISHED.
3. FOR ALL EXISTING WIRELESS ACCESS POINTS AND SURVEILLANCE CAMERAS, DEVICES SHALL REMAIN. SCOPE OF WORK INCLUDES CABLE REPLACEMENT ONLY. COORDINATE WITH COR FOR ANY DOWNTIME OF DEVICES.
4. EXISTING LOCATIONS OF WORK AREA OUTLETS SHOWN ON THIS SHEET MAY NOT NECESSARILY BE IN THE EXACT LOCATION AS IDENTIFIED.
5. UNLESS NOTED OTHERWISE, ALL NURSE CALL AND SECURITY EQUIPMENT IN EXISTING DATA CLOSETS SHALL REMAIN. PROTECT IN PLACE.

1 BUILDING 111 TENTH FLOOR DEMOLITION PLAN - TECHNOLOGY - AREA L

1/8" = 1'-0"

TRUE NORTH
PLAN NORTH

35% SCHEMATIC DESIGN SUBMISSION	5.17.21
65% DESIGN DEVELOPMENT SUBMISSION	6.15.21
65% DESIGN DEVELOPMENT RESUBMISSION	8.25.21
Revisions:	Date:

CONSULTANT

IMEG
The FUTURE. Built Smarter www.imegcorp.com
15 SUNNEN DRIVE
SUITE 104
ST. LOUIS, MO 63143
P: 314.645.1132 F: 314.645.1173
PROJECT #18004375.03

ARCHITECT/ENGINEER OF RECORD

Romanyk Consulting
Focusing on what matters
Romanyk Consulting Corp. www.romanykconsulting.com
3308 Preston Road, Suite 350-164, Plano, Texas 75093

STAMP

REGISTERED COMMUNICATIONS DISTRIBUTION DESIGNER
Bicsi
DAVID LARSON
BICSI ID # 1050098
Expires 12-31-25
RCDD

Office of Construction and Facilities Management

VA U.S. Department of Veterans Affairs

Drawing Title: BUILDING 111 TENTH FLOOR DEMO PLAN - TECHNOLOGY - AREA L	Phase: FINAL BID DOCUMENTS	Project Title: EHRM INFRASTRUCTURE UPGRADES - MILWAUKEE, WI	Project Number: 695-21-700
			Building Number: 111
Approved:	Sprinklered: FULLY SPRINKLERED	Location: 5000 W. NATIONAL AVENUE MILWAUKEE, WI	Drawing Number: 111-TD1110L
		Issue Date: SEPTEMBER 05, 2025 / Checked: PHINIE / Drawn: MAIBEJ	

VA FORM 08 - 6231

Autodesk Docs://OCFM East - Milwaukee EHRM (R24)/T24_18004375.03_VA MilwEHRM_C.rvt
9/3/2025 4:01:18 PM

GENERAL NOTES:

1. NO WORK SHOWN ON THIS SHEET. SHEET SHOWN FOR REFERENCE ONLY.

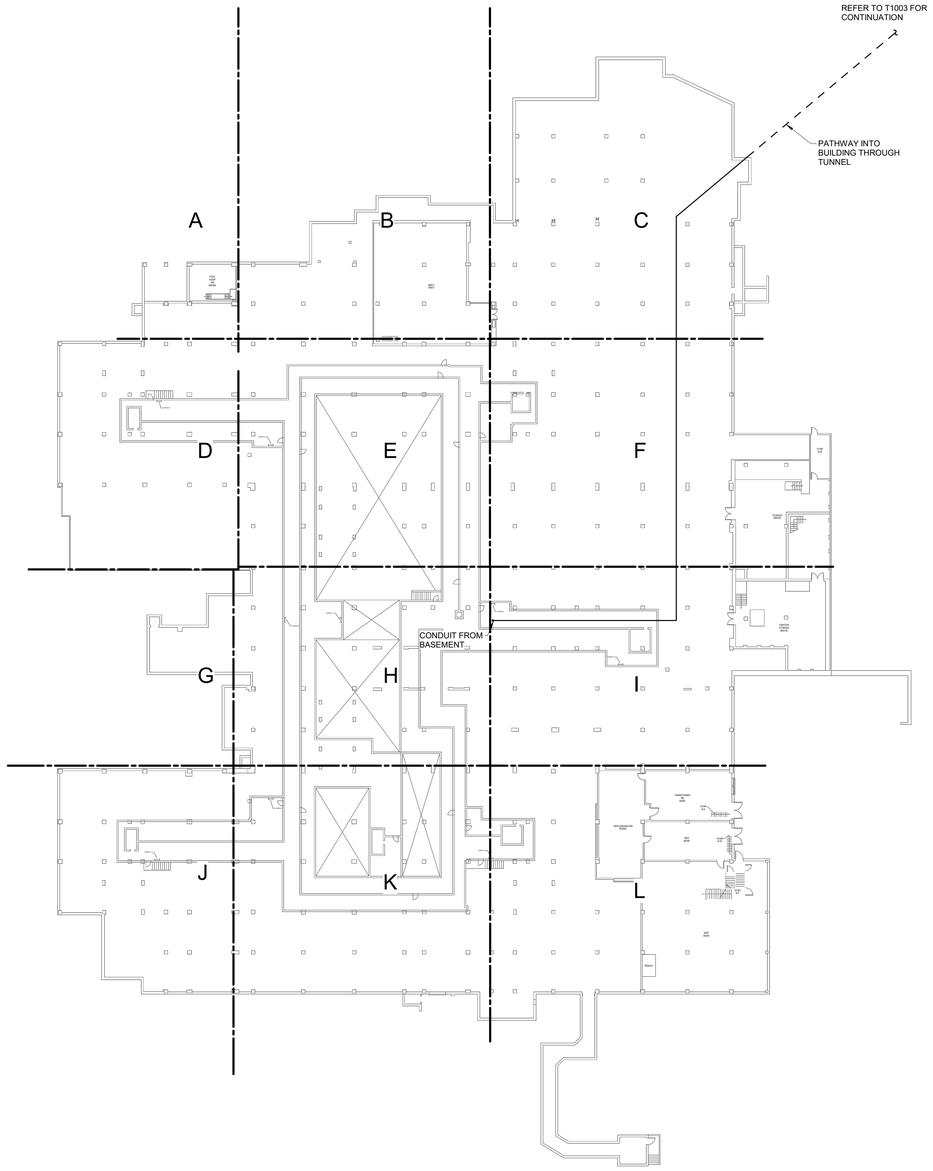

1 BUILDING 111 SUB-BASEMENT OVERALL PLAN - TECHNOLOGY

1" = 30'-0"

TRUE NORTH
PLAN NORTH

0' 15' 30' 60'
Graphic Scale : 1" = 30'-0"

Revisions:	Date:
35% SCHEMATIC DESIGN SUBMISSION	5.17.21
65% DESIGN DEVELOPMENT SUBMISSION	6.15.21
65% DESIGN DEVELOPMENT RESUBMISSION	8.25.21

CONSULTANT

IMEG
The FUTURE. Built Smarter www.imegcorp.com
15 SUNNEN DRIVE
SUITE 104
ST. LOUIS, MO 63143
P: 314.645.1132 F: 314.645.1173
PROJECT #18004375.03

ARCHITECT/ENGINEER OF RECORD

Romanyk Consulting
Focusing on what matters
Romanyk Consulting Corp. www.romanykconsulting.com
3308 Preston Road, Suite 350-164, Plano, Texas 75093

STAMP

REGISTERED COMMUNICATIONS DISTRIBUTION DESIGNER
Bicsi
DAVID LARSON
BICSI ID # 106098
EXPIRES 12-31-25
RCDD

Office of Construction and Facilities Management

VA U.S. Department of Veterans Affairs

Drawing Title
BUILDING 111 SUB-BASEMENT OVERALL PLAN - TECHNOLOGY

Approved:

Phase
FINAL BID DOCUMENTS

Sprinklered
FULLY SPRINKLERED

Project Title
EHRM INFRASTRUCTURE UPGRADES - MILWAUKEE, WI

Location
5000 W. NATIONAL AVENUE MILWAUKEE, WI

Issue Date	Checked	Drawn
SEPTEMBER 05, 2025	PHINIE	MAIBEJ

Project Number
695-21-700

Building Number
111

Drawing Number
111-TN1009

VA FORM 08 - 6231

Autodesk Docs://OCFM East - Milwaukee EHRM (R24)/T24_18004375.03_VA MilwEHRM_C.rvt

9/3/2025 4:01:19 PM

GENERAL NOTES:

1. NO WORK SHOWN ON THIS SHEET. SHEET SHOWN FOR REFERENCE ONLY.

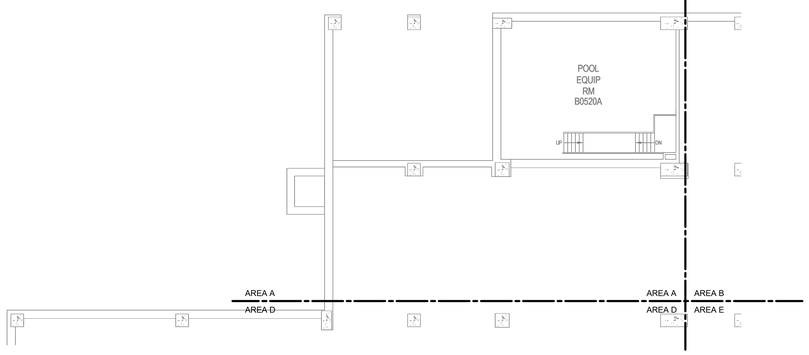

1 BUILDING 111 SUB-BASEMENT PLAN - TECHNOLOGY - AREA A

1/8" = 1'-0"

TRUE NORTH
PLAN NORTH

35% SCHEMATIC DESIGN SUBMISSION	5.17.21
65% DESIGN DEVELOPMENT SUBMISSION	6.15.21
65% DESIGN DEVELOPMENT RESUBMISSION	8.25.21
Revisions:	Date:

CONSULTANT

IMEG
The FUTURE. Built Smarter www.imegcorp.com
15 SUNNEN DRIVE
SUITE 104
ST. LOUIS, MO 63143
P: 314.645.1132 F: 314.645.1173
PROJECT #180043 75.03

ARCHITECT/ENGINEER OF RECORD

Romanyk Consulting
Focusing on what matters
Romanyk Consulting Corp. www.romanykconsulting.com
3308 Preston Road, Suite 350-164, Plano, Texas 75093

STAMP

REGISTERED COMMUNICATIONS DISTRIBUTION DESIGNER
Bicsi
DAVID LARSON
BICSI ID # 106098
Expires 12-31-25
RCDD

Office of Construction and Facilities Management

VA U.S. Department of Veterans Affairs

Drawing Title BUILDING 111 SUB-BASEMENT PLAN - TECHNOLOGY - AREA A	**Phase** FINAL BID DOCUMENTS	**Project Title** EHRM INFRASTRUCTURE UPGRADES - MILWAUKEE, WI	**Project Number** 695-21-700
			Building Number 111
Approved:	**Sprinklered** FULLY SPRINKLERED	**Location** 5000 W. NATIONAL AVENUE MILWAUKEE, WI	**Drawing Number** 111-TN1009A
		Issue Date SEPTEMBER 05, 2025 / **Checked** PHINIE / **Drawn** MAIBEJ	

VA FORM 08 - 6231

Autodesk Docs://OCFM East - Milwaukee EHRM (R24)/T24_180043 75.03_VA MilwEHRM_C.rvt

9/3/2025 4:01:20 PM

Graphic Scale: 3/32" = 1'-0"
Graphic Scale: 1/16" = 1'-0"
Graphic Scale: 1/8" = 1'-0"
Graphic Scale: 1/4" = 1'-0"
Graphic Scale: 3/8" = 1'-0"
Graphic Scale: 1/2" = 1'-0"
Graphic Scale: 3/4" = 1'-0"
Graphic Scale: 1" = 1'-0"
Graphic Scale: 1 1/2" = 1'-0"

GENERAL NOTES:

1. NO WORK SHOWN ON THIS SHEET. SHEET SHOWN FOR REFERENCE ONLY.



1 BUILDING 111 SUB-BASEMENT PLAN - TECHNOLOGY - AREA B

1/8" = 1'-0"

TRUE NORTH
PLAN NORTH

35% SCHEMATIC DESIGN SUBMISSION	5.17.21
65% DESIGN DEVELOPMENT SUBMISSION	6.15.21
65% DESIGN DEVELOPMENT RESUBMISSION	8.25.21
Revisions:	Date:

CONSULTANT

IMEG
The FUTURE. Built Smarter. www.imegcorp.com
15 SUNNEN DRIVE
SUITE 104
ST. LOUIS, MO 63143
P: 314.645.1132 F: 314.645.1173
PROJECT #18004375.03

ARCHITECT/ENGINEER OF RECORD

Romanyk Consulting
Focusing on what matters
Romanyk Consulting Corp. www.romanykconsulting.com
3308 Preston Road, Suite 350-164, Plano, Texas 75093

STAMP

REGISTERED COMMUNICATIONS DISTRIBUTION DESIGNER
BICSI
DAVID LARSON
BICSI ID # 106098
EXPIRES 12-31-25
RCDD

Office of Construction and Facilities Management

VA U.S. Department of Veterans Affairs

Drawing Title: BUILDING 111 SUB-BASEMENT PLAN - TECHNOLOGY - AREA B

Approved:

Phase: FINAL BID DOCUMENTS

Sprinklered: FULLY SPRINKLERED

Project Title: EHRM INFRASTRUCTURE UPGRADES - MILWAUKEE, WI

Location: 5000 W. NATIONAL AVENUE MILWAUKEE, WI

Issue Date: SEPTEMBER 05, 2025 | Checked: PHINIE | Drawn: MAIBEJ

Project Number: 695-21-700

Building Number: 111

Drawing Number: 111-TN1009B

VA FORM 08 - 6231

Autodesk Docs://OCFM East - Milwaukee EHRM (R24)/T24_18004375.03_VA MilwEHRM_C.rvt

9/3/2025 4:01:21 PM

Graphic Scale : 1/16" = 1'-0"
Graphic Scale : 1/8" = 1'-0"
Graphic Scale : 3/32" = 1'-0"
Graphic Scale : 1/4" = 1'-0"
Graphic Scale : 3/8" = 1'-0"
Graphic Scale : 1/2" = 1'-0"
Graphic Scale : 3/4" = 1'-0"
Graphic Scale : 1" = 1'-0"
Graphic Scale : 1 1/2" = 1'-0"

GENERAL NOTES:

1. NO WORK SHOWN ON THIS SHEET. SHEET SHOWN FOR REFERENCE ONLY.

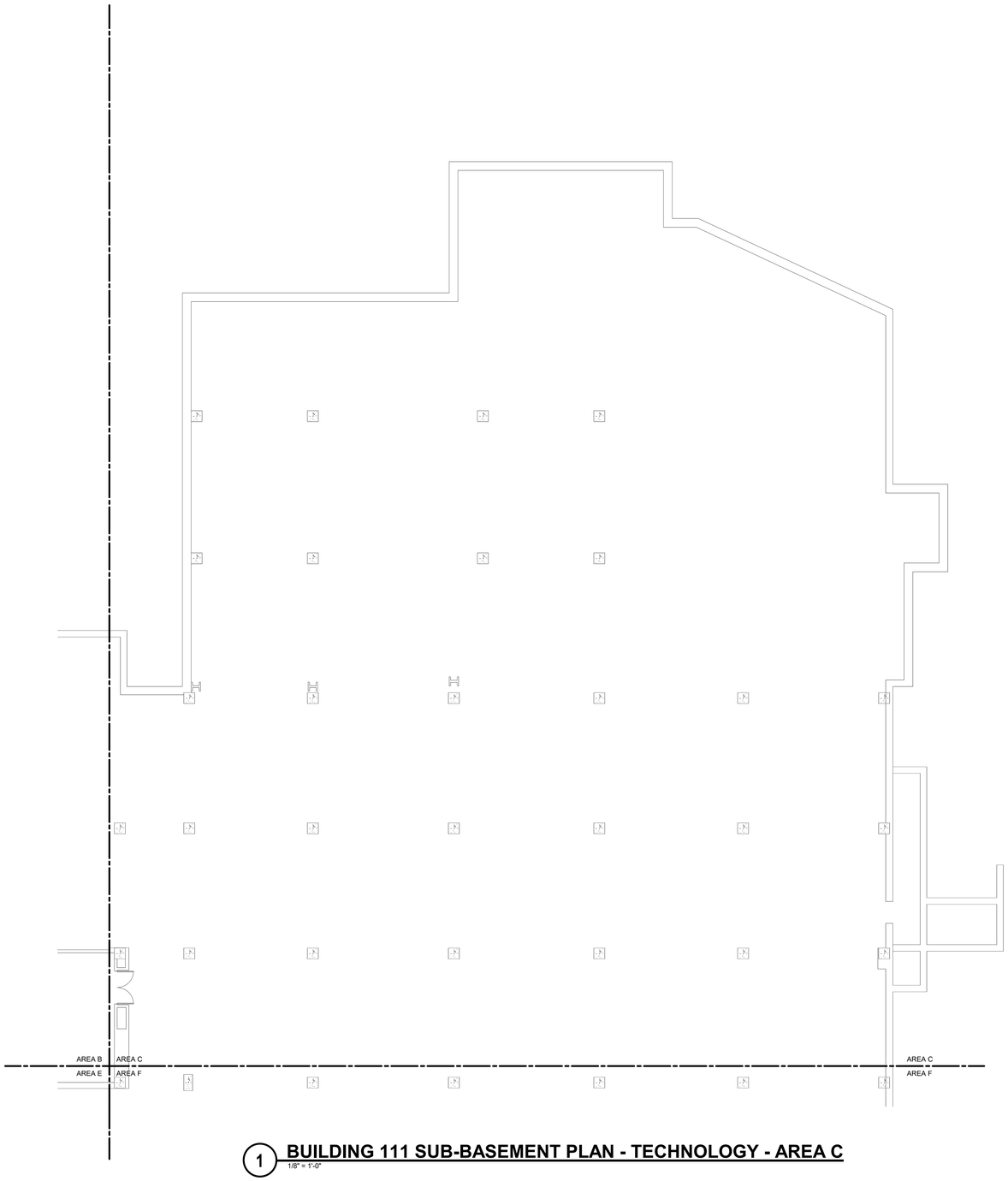

1 BUILDING 111 SUB-BASEMENT PLAN - TECHNOLOGY - AREA C

1/8" = 1'-0"

TRUE NORTH
PLAN NORTH

Revisions:	Date:
35% SCHEMATIC DESIGN SUBMISSION	5.17.21
65% DESIGN DEVELOPMENT SUBMISSION	6.15.21
65% DESIGN DEVELOPMENT RESUBMISSION	8.25.21

CONSULTANT

IMEG
The FUTURE. Built Smarter www.imegcorp.com
15 SUNNEN DRIVE
SUITE 104
ST. LOUIS, MO 63143
P: 314.645.1132 F: 314.645.1173
PROJECT #18004375.03

ARCHITECT/ENGINEER OF RECORD

Romanyk Consulting
Focusing on what matters
Romanyk Consulting Corp. www.romanykconsulting.com
3308 Preston Road, Suite 350-164, Plano, Texas 75093

STAMP

REGISTERED COMMUNICATIONS DISTRIBUTION DESIGNER
Bicsi
DAVID LARSON
BICSI ID # 105098
EXPIRES 12-31-25

Office of Construction and Facilities Management

VA U.S. Department of Veterans Affairs

Drawing Title
BUILDING 111 SUB-BASEMENT PLAN - TECHNOLOGY - AREA C

Approved:

Phase
FINAL BID DOCUMENTS

Sprinklered
FULLY SPRINKLERED

Project Title
EHRM INFRASTRUCTURE UPGRADES - MILWAUKEE, WI

Location
5000 W. NATIONAL AVENUE MILWAUKEE, WI

Issue Date	Checked	Drawn
SEPTEMBER 05, 2025	PHINIE	MAIBEJ

Project Number
695-21-700

Building Number
111

Drawing Number
111-TN1009C

Graphic Scale: 1/16" = 1'-0"
Graphic Scale: 1/8" = 1'-0"
Graphic Scale: 3/32" = 1'-0"
Graphic Scale: 1/4" = 1'-0"
Graphic Scale: 3/8" = 1'-0"
Graphic Scale: 1/2" = 1'-0"
Graphic Scale: 3/4" = 1'-0"
Graphic Scale: 1" = 1'-0"
Graphic Scale: 1 1/2" = 1'-0"

Autodesk Docs://OCFM East - Milwaukee EHRM (R24)/T24_18004375.03_VA MilwEHRM_C.rvt
9/3/2025 4:01:22 PM

VA FORM 08 - 6231

GENERAL NOTES:

1. NO WORK SHOWN ON THIS SHEET. SHEET SHOWN FOR REFERENCE ONLY.

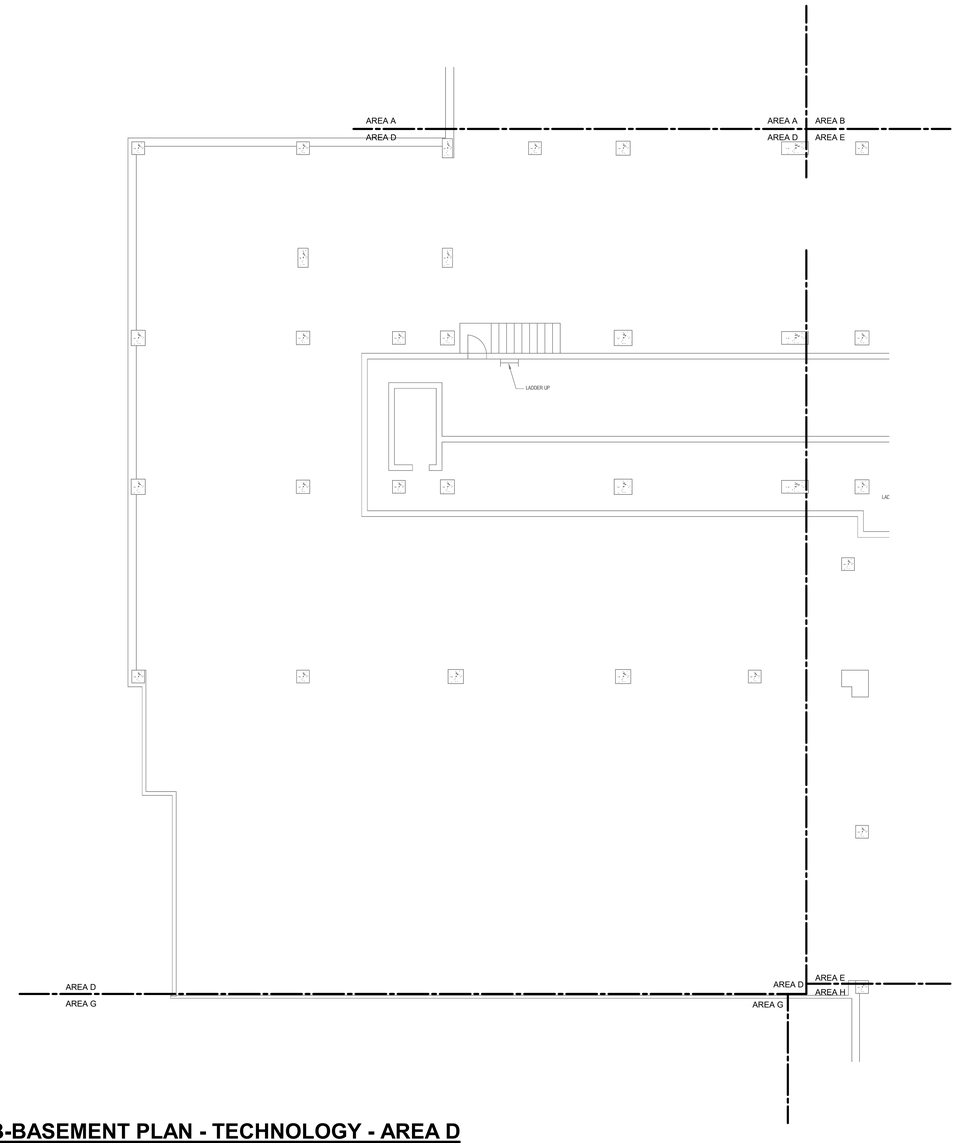

1 **BUILDING 111 SUB-BASEMENT PLAN - TECHNOLOGY - AREA D**
1/8" = 1'-0"

TRUE NORTH
PLAN NORTH

Revisions:	Date:
35% SCHEMATIC DESIGN SUBMISSION	5.17.21
65% DESIGN DEVELOPMENT SUBMISSION	6.15.21
65% DESIGN DEVELOPMENT RESUBMISSION	8.25.21

CONSULTANT

IMEG
The FUTURE Built Smarter www.imegcorp.com
15 SUNNEN DRIVE
SUITE 104
ST. LOUIS, MO 63143
P: 314.645.1132 F: 314.645.1173
PROJECT #18004375.03

ARCHITECT/ENGINEER OF RECORD

Romanyk Consulting
Focusing on what matters
Romanyk Consulting Corp. www.romanykconsulting.com
3308 Preston Road, Suite 350-164, Plano, Texas 75093

STAMP

REGISTERED COMMUNICATIONS DISTRIBUTION DESIGNER
Bicsi
DAVID LARSON
BICSI ID # 106098
EXPIRES 12-31-25
RCDD

Office of Construction and Facilities Management

VA U.S. Department of Veterans Affairs

Drawing Title
BUILDING 111 SUB-BASEMENT PLAN - TECHNOLOGY - AREA D

Approved:

Phase
FINAL BID DOCUMENTS

Sprinklered
FULLY SPRINKLERED

Project Title
EHRM INFRASTRUCTURE UPGRADES - MILWAUKEE, WI

Location
5000 W. NATIONAL AVENUE MILWAUKEE, WI

Issue Date SEPTEMBER 05, 2025
Checked PHINIE
Drawn MAIBEJ

Project Number 695-21-700
Building Number 111
Drawing Number 111-TN1009D

VA FORM 08 - 6231

Autodesk Docs://OCFM East - Milwaukee EHRM /R24/T24_18004375.03_VA MilwEHRM_C.rvt
9/3/2025 4:01:22 PM

GENERAL NOTES:

1. NO WORK SHOWN ON THIS SHEET. SHEET SHOWN FOR REFERENCE ONLY.

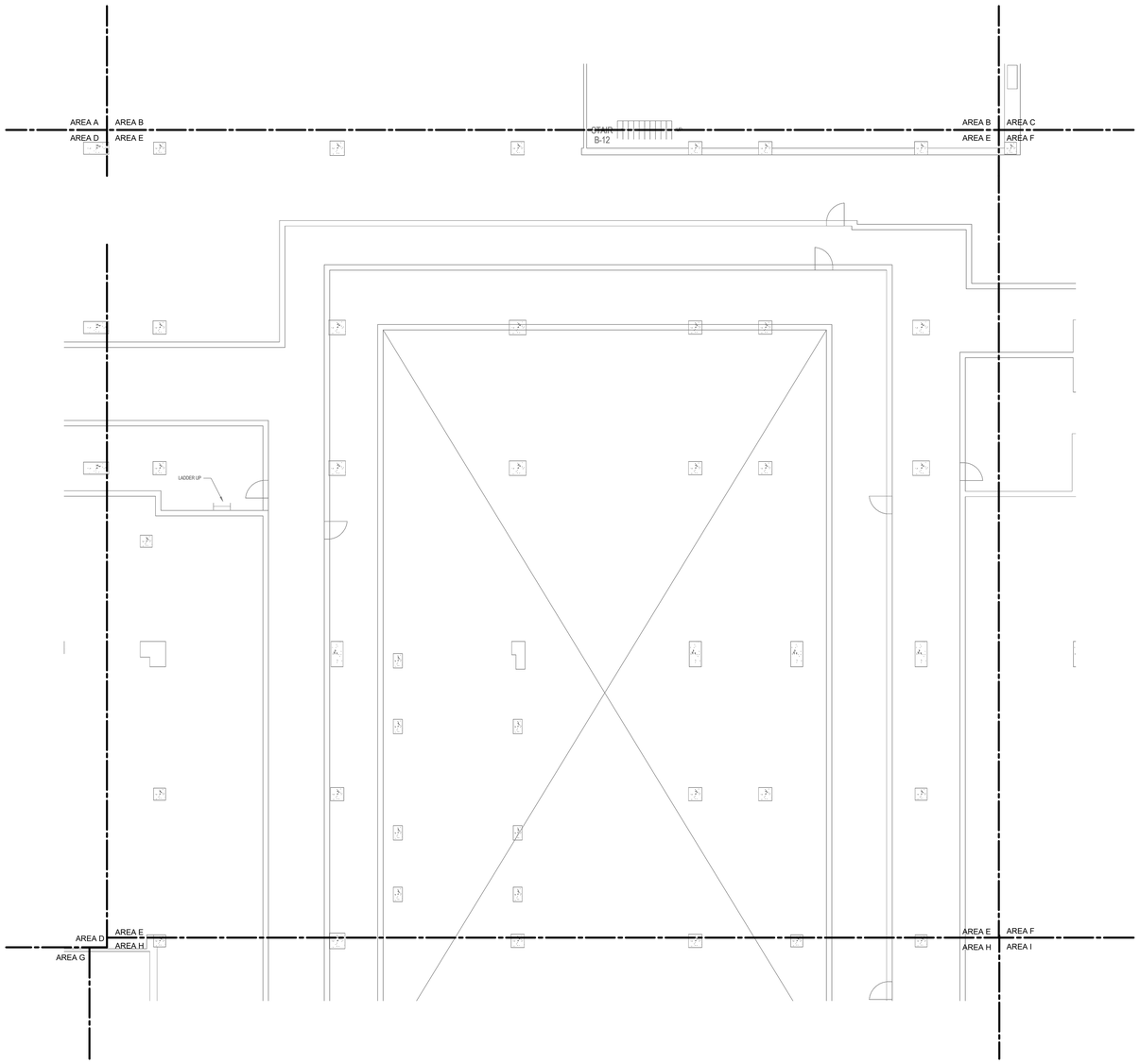

1 **BUILDING 111 SUB-BASEMENT PLAN - TECHNOLOGY - AREA E**
1/8" = 1'-0"

TRUE NORTH
PLAN NORTH

35% SCHEMATIC DESIGN SUBMISSION	5.17.21
65% DESIGN DEVELOPMENT SUBMISSION	6.15.21
65% DESIGN DEVELOPMENT RESUBMISSION	8.25.21
Revisions:	Date:

CONSULTANT

IMEG
The FUTURE. Built Smarter www.imegcorp.com
15 SUNNEN DRIVE
SUITE 104
ST. LOUIS, MO 63143
P: 314.645.1132 F: 314.645.1173
PROJECT #18004375.03

ARCHITECT/ENGINEER OF RECORD

Romanyk Consulting
Focusing on what matters
Romanyk Consulting Corp. www.romanykconsulting.com
3308 Preston Road, Suite 350-164, Plano, Texas 75093

STAMP

REGISTERED COMMUNICATIONS DISTRIBUTION DESIGNER
Bicsi
DAVID LARSON
BICSI ID # 1050598
Expires 12-31-25
RCDD

Office of Construction and Facilities Management

VA U.S. Department of Veterans Affairs

Drawing Title: BUILDING 111 SUB-BASEMENT PLAN - TECHNOLOGY - AREA E

Approved:

Phase: FINAL BID DOCUMENTS

Sprinklered: FULLY SPRINKLERED

Project Title: EHRM INFRASTRUCTURE UPGRADES - MILWAUKEE, WI

Location: 5000 W. NATIONAL AVENUE MILWAUKEE, WI

Issue Date: SEPTEMBER 05, 2025 | Checked: PHINIE | Drawn: MAIBEJ

Project Number: 695-21-700

Building Number: 111

Drawing Number: 111-TN1009E

VA FORM 08 - 6231

Autodesk Docs://OCFM East - Milwaukee EHRM (R24)/T24_18004375.03_VA MilwEHRM_C.rvt

9/3/2025 4:01:23 PM

GENERAL NOTES:

1. NO WORK SHOWN ON THIS SHEET. SHEET SHOWN FOR REFERENCE ONLY.

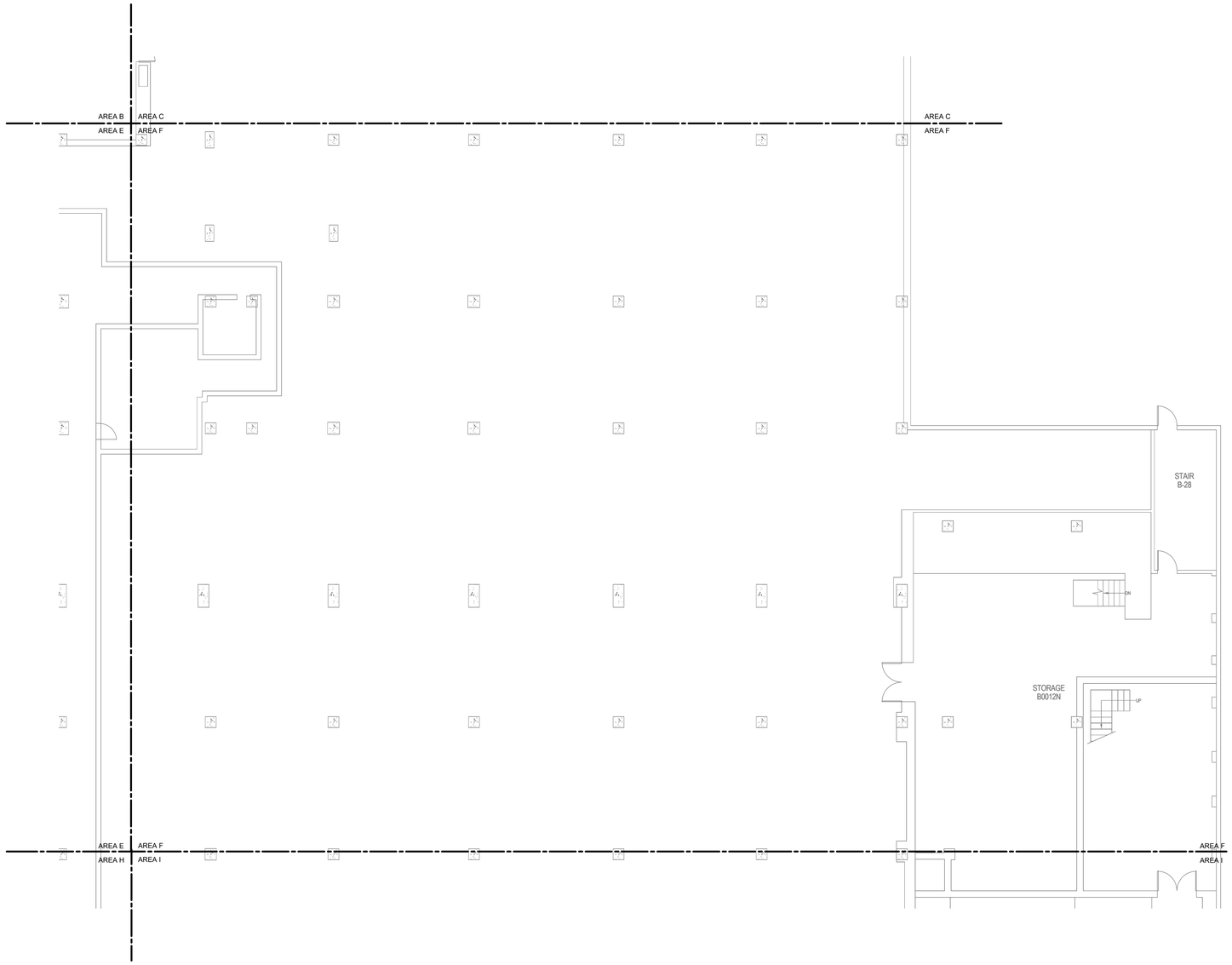

1 **BUILDING 111 SUB-BASEMENT PLAN - TECHNOLOGY - AREA F**
1/8" = 1'-0"

TRUE NORTH
PLAN NORTH

35% SCHEMATIC DESIGN SUBMISSION	5.17.21
65% DESIGN DEVELOPMENT SUBMISSION	6.15.21
65% DESIGN DEVELOPMENT RESUBMISSION	8.25.21
Revisions:	Date:

CONSULTANT

IMEG
The FUTURE. Built Smarter www.imegcorp.com
15 SUNNEN DRIVE
SUITE 104
ST. LOUIS, MO 63143
P: 314.645.1132 F: 314.645.1173
PROJECT #18004375.03

ARCHITECT/ENGINEER OF RECORD

Romanyk Consulting
Focusing on what matters
Romanyk Consulting Corp. www.romanykconsulting.com
3308 Preston Road, Suite 350-164, Plano, Texas 75093

STAMP

REGISTERED COMMUNICATIONS DISTRIBUTION DESIGNER
BICSI
DAVID LARSON
BICSI ID # 106098
EXPIRES 12-31-25
RCDD

Office of Construction and Facilities Management

VA U.S. Department of Veterans Affairs

Drawing Title: BUILDING 111 SUB-BASEMENT PLAN - TECHNOLOGY - AREA F

Approved:

Phase: FINAL BID DOCUMENTS

Sprinklered: FULLY SPRINKLERED

Project Title: EHRM INFRASTRUCTURE UPGRADES - MILWAUKEE, WI

Location: 5000 W. NATIONAL AVENUE MILWAUKEE, WI

Issue Date: SEPTEMBER 05, 2025 | Checked: PHINIE | Drawn: MAIBEJ

Project Number: 695-21-700

Building Number: 111

Drawing Number: 111-TN1009F

VA FORM 08 - 6231

Autodesk Docs://OCFM East - Milwaukee EHRM (R24)/T24_18004375.03_VA MilwEHRM_C.rvt

9/3/2025 4:01:24 PM

GENERAL NOTES:

1. NO WORK SHOWN ON THIS SHEET. SHEET SHOWN FOR REFERENCE ONLY.

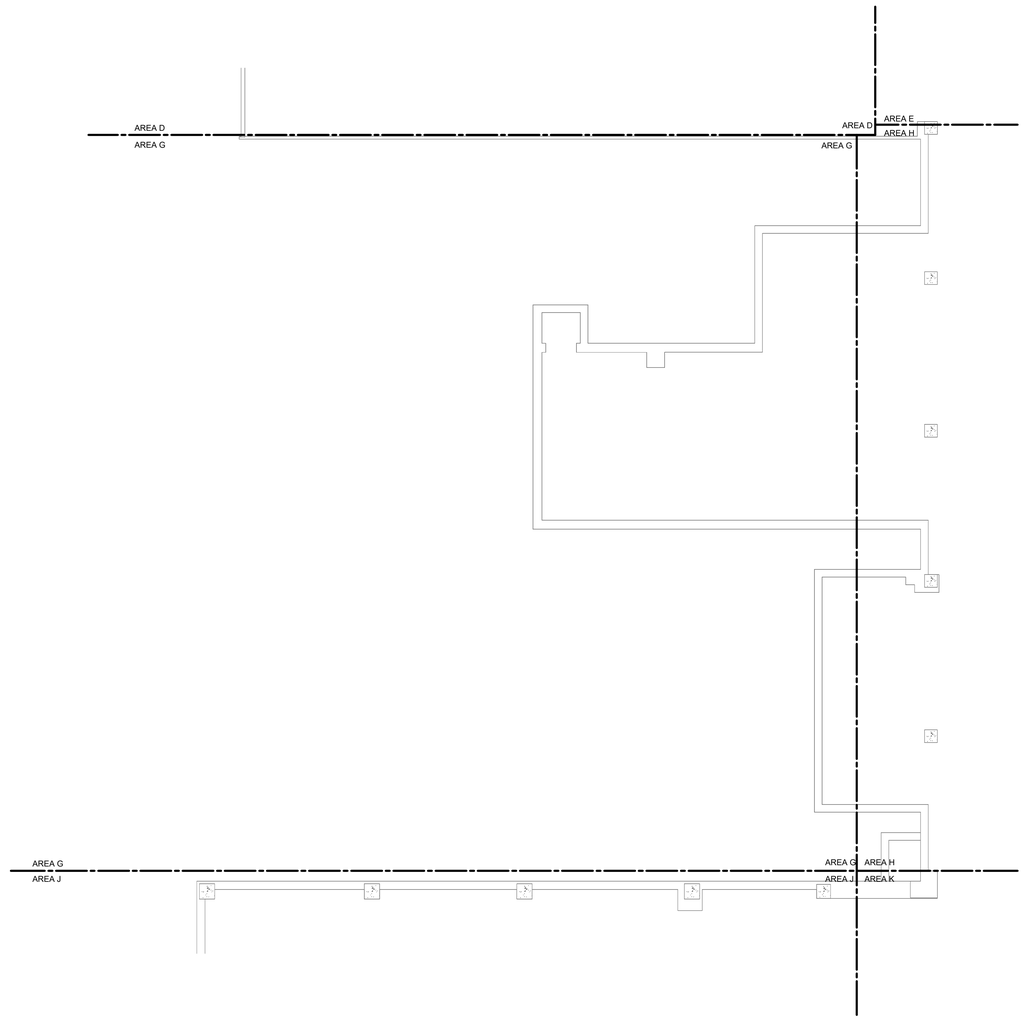

1 **BUILDING 111 SUB-BASEMENT PLAN - TECHNOLOGY - AREA G**

1/8" = 1'-0"

TRUE NORTH
PLAN NORTH

35% SCHEMATIC DESIGN SUBMISSION	5.17.21
65% DESIGN DEVELOPMENT SUBMISSION	6.15.21
65% DESIGN DEVELOPMENT RESUBMISSION	8.25.21
Revisions:	Date:

CONSULTANT

IMEG
The FUTURE. Built Smarter www.imegcorp.com
15 SUNNEN DRIVE
SUITE 104
ST. LOUIS, MO 63143
P: 314.645.1132 F: 314.645.1173
PROJECT #18004375.03

ARCHITECT/ENGINEER OF RECORD

Romanyk Consulting
Focusing on what matters
Romanyk Consulting Corp. www.romanykconsulting.com
3308 Preston Road, Suite 350-164, Plano, Texas 75093

STAMP

REGISTERED COMMUNICATIONS DISTRIBUTION DESIGNER
Bicsi
DAVID LARSON
BICSI ID # 106098
EXPIRES 12-31-25
RCDD

Office of Construction and Facilities Management

VA U.S. Department of Veterans Affairs

Drawing Title
BUILDING 111 SUB-BASEMENT PLAN - TECHNOLOGY - AREA G

Approved:

Phase
FINAL BID DOCUMENTS

Sprinklered
FULLY SPRINKLERED

Project Title
EHRM INFRASTRUCTURE UPGRADES - MILWAUKEE, WI

Location
5000 W. NATIONAL AVENUE MILWAUKEE, WI

Issue Date SEPTEMBER 05, 2025
Checked PHINIE
Drawn MAIBEJ

Project Number 695-21-700
Building Number 111
Drawing Number 111-TN1009G

VA FORM 08 - 6231

Autodesk Docs://OCFM East - Milwaukee EHRM (R24)/T24_18004375.03_VA MilwaukeeEHRM_C.rvt

9/3/2025 4:01:25 PM

GENERAL NOTES:

1. NO WORK SHOWN ON THIS SHEET. SHEET SHOWN FOR REFERENCE ONLY.

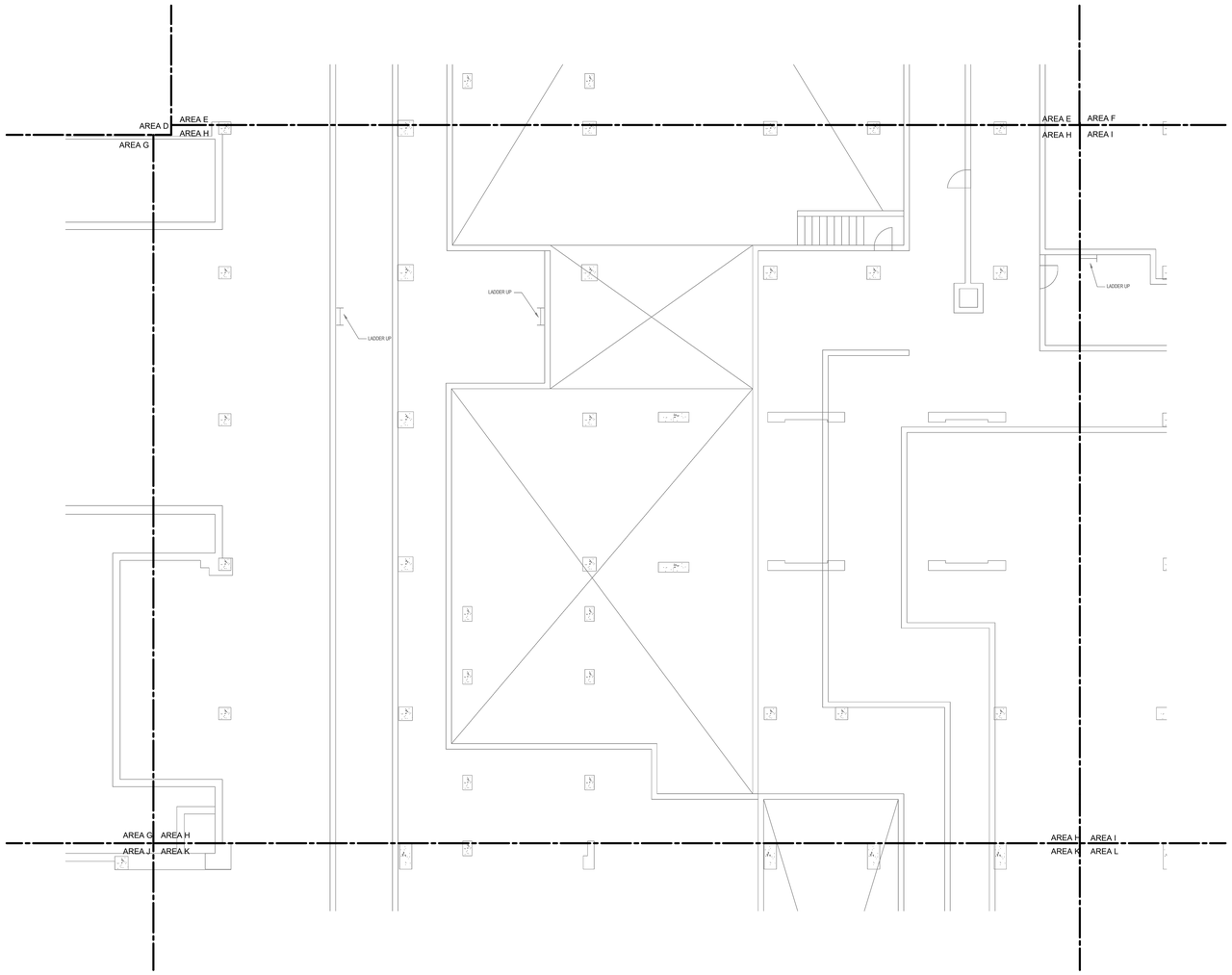

1 **BUILDING 111 SUB-BASEMENT PLAN - TECHNOLOGY - AREA H**

1/8" = 1'-0"

TRUE NORTH
PLAN NORTH

35% SCHEMATIC DESIGN SUBMISSION	5.17.21
65% DESIGN DEVELOPMENT SUBMISSION	6.15.21
65% DESIGN DEVELOPMENT RESUBMISSION	8.25.21
Revisions:	Date:

CONSULTANT

IMEG
The FUTURE. Built Smarter www.imegcorp.com
15 SUNNEN DRIVE
SUITE 104
ST. LOUIS, MO 63143
P: 314.645.1132 F: 314.645.1173
PROJECT #180043 75.03

ARCHITECT/ENGINEER OF RECORD

Romanyk Consulting
Focusing on what matters
Romanyk Consulting Corp. www.romanykconsulting.com
3308 Preston Road, Suite 350-164, Plano, Texas 75093

STAMP

REGISTERED COMMUNICATIONS DISTRIBUTION DESIGNER
Bicsi
DAVID LARSON
BICSI ID # 106098
Expires 12-31-25
RCDD

Office of Construction and Facilities Management

VA U.S. Department of Veterans Affairs

Drawing Title BUILDING 111 SUB-BASEMENT PLAN - TECHNOLOGY - AREA H	**Phase** FINAL BID DOCUMENTS	**Project Title** EHRM INFRASTRUCTURE UPGRADES - MILWAUKEE, WI	**Project Number** 695-21-700
Approved:	**Sprinklered** FULLY SPRINKLERED	**Location** 5000 W. NATIONAL AVENUE MILWAUKEE, WI	**Building Number** 111
		Issue Date SEPTEMBER 05, 2025 / **Checked** PHINIE / **Drawn** MAIBEJ	**Drawing Number** 111-TN1009H

VA FORM 08 - 6231

Autodesk Docs://OCFM East - Milwaukee EHRM (R24)/T24_18004375.03_VA MilwEHRM_C.rvt
9/3/2025 4:01:25 PM

GENERAL NOTES:

1. NO WORK SHOWN ON THIS SHEET. SHEET SHOWN FOR REFERENCE ONLY.

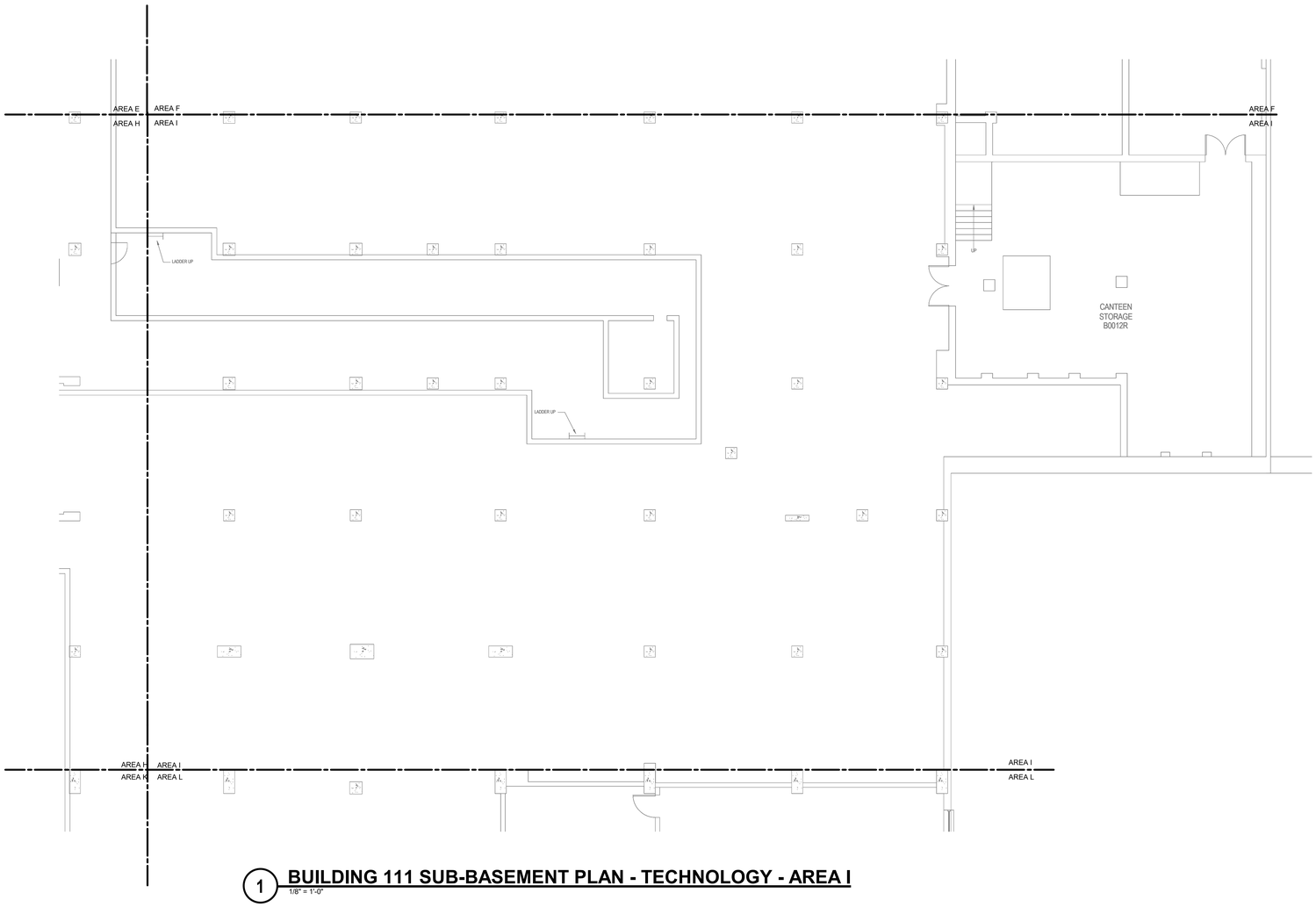

1 **BUILDING 111 SUB-BASEMENT PLAN - TECHNOLOGY - AREA I**
1/8" = 1'-0"

TRUE NORTH
PLAN NORTH

35% SCHEMATIC DESIGN SUBMISSION	5.17.21
65% DESIGN DEVELOPMENT SUBMISSION	6.15.21
65% DESIGN DEVELOPMENT RESUBMISSION	8.25.21
Revisions:	Date:

CONSULTANT

IMEG
The FUTURE. Built Smarter www.imegcorp.com
15 SUNNEN DRIVE
SUITE 104
ST. LOUIS, MO 63143
P: 314.645.1132 F: 314.645.1173
PROJECT #18004375.03

ARCHITECT/ENGINEER OF RECORD

Romanyk Consulting
Focusing on what matters
Romanyk Consulting Corp. www.romanykconsulting.com
3308 Preston Road, Suite 350-164, Plano, Texas 75093

STAMP

REGISTERED COMMUNICATIONS DISTRIBUTION DESIGNER
Bicsi
DAVID LARSON
BICSI ID # 1050598
Expires 12-31-25
RCDD

Office of Construction and Facilities Management

VA U.S. Department of Veterans Affairs

Drawing Title: BUILDING 111 SUB-BASEMENT PLAN - TECHNOLOGY - AREA I	Phase: FINAL BID DOCUMENTS	Project Title: EHRM INFRASTRUCTURE UPGRADES - MILWAUKEE, WI	Project Number: 695-21-700
Approved:	Sprinklered: FULLY SPRINKLERED	Location: 5000 W. NATIONAL AVENUE MILWAUKEE, WI	Building Number: 111
		Issue Date: SEPTEMBER 05, 2025 / Checked: PHINIE / Drawn: MAIBEJ	Drawing Number: 111-TN1009I

VA FORM 08 - 6231

Autodesk Docs://OCFM East - Milwaukee EHRM (R24)/T24_18004375.03_VA MilwEHRM_C.rvt
9/3/2025 4:01:26 PM

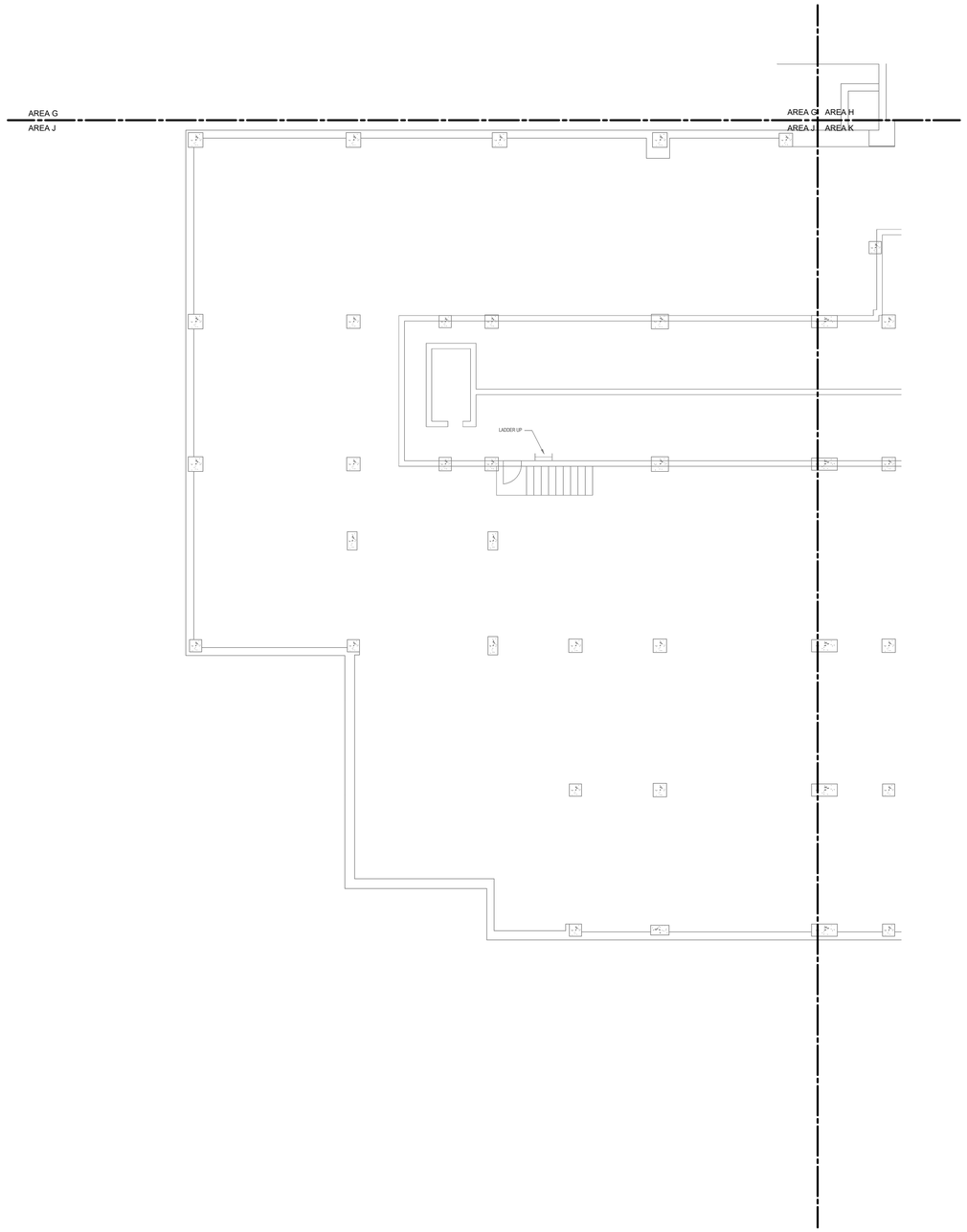

GENERAL NOTES:

1. NO WORK SHOWN ON THIS SHEET. SHEET SHOWN FOR REFERENCE ONLY.

1 BUILDING 111 SUB-BASEMENT PLAN - TECHNOLOGY - AREA J

1/8" = 1'-0"

TRUE NORTH
PLAN NORTH

35% SCHEMATIC DESIGN SUBMISSION	5.17.21
65% DESIGN DEVELOPMENT SUBMISSION	6.15.21
65% DESIGN DEVELOPMENT RESUBMISSION	8.25.21
Revisions:	Date:

CONSULTANT

IMEG
The FUTURE Built Smarter www.imegcorp.com
15 SUNNEN DRIVE
SUITE 104
ST. LOUIS, MO 63143
P: 314.645.1132 F: 314.645.1173
PROJECT #18004375.03

ARCHITECT/ENGINEER OF RECORD

Romanyk Consulting
Focusing on what matters
Romanyk Consulting Corp. www.romanykconsulting.com
3308 Preston Road, Suite 350-164, Plano, Texas 75093

STAMP

REGISTERED COMMUNICATIONS DISTRIBUTION DESIGNER
Bicsi
DAVID LARSON
BICSI ID # 106098
EXPIRES 12-31-25
RCDD

Office of Construction and Facilities Management

VA U.S. Department of Veterans Affairs

Drawing Title: BUILDING 111 SUB-BASEMENT PLAN - TECHNOLOGY - AREA J

Approved:

Phase: FINAL BID DOCUMENTS

Sprinklered: FULLY SPRINKLERED

Project Title: EHRM INFRASTRUCTURE UPGRADES - MILWAUKEE, WI

Location: 5000 W. NATIONAL AVENUE MILWAUKEE, WI

Issue Date: SEPTEMBER 05, 2025 | Checked: PHINIE | Drawn: MAIBEJ

Project Number: 695-21-700

Building Number: 111

Drawing Number: 111-TN1009J

VA FORM 08 - 6231

Autodesk Docs://OCFM East - Milwaukee EHRM (R24)/T24_18004375.03_VA MilwEHRM_C.rvt

9/3/2025 4:01:27 PM

Graphic Scale: 1/16" = 1'-0"
Graphic Scale: 1/8" = 1'-0"
Graphic Scale: 3/32" = 1'-0"
Graphic Scale: 1/4" = 1'-0"
Graphic Scale: 3/8" = 1'-0"
Graphic Scale: 1/2" = 1'-0"
Graphic Scale: 3/4" = 1'-0"
Graphic Scale: 1" = 1'-0"
Graphic Scale: 1 1/2" = 1'-0"