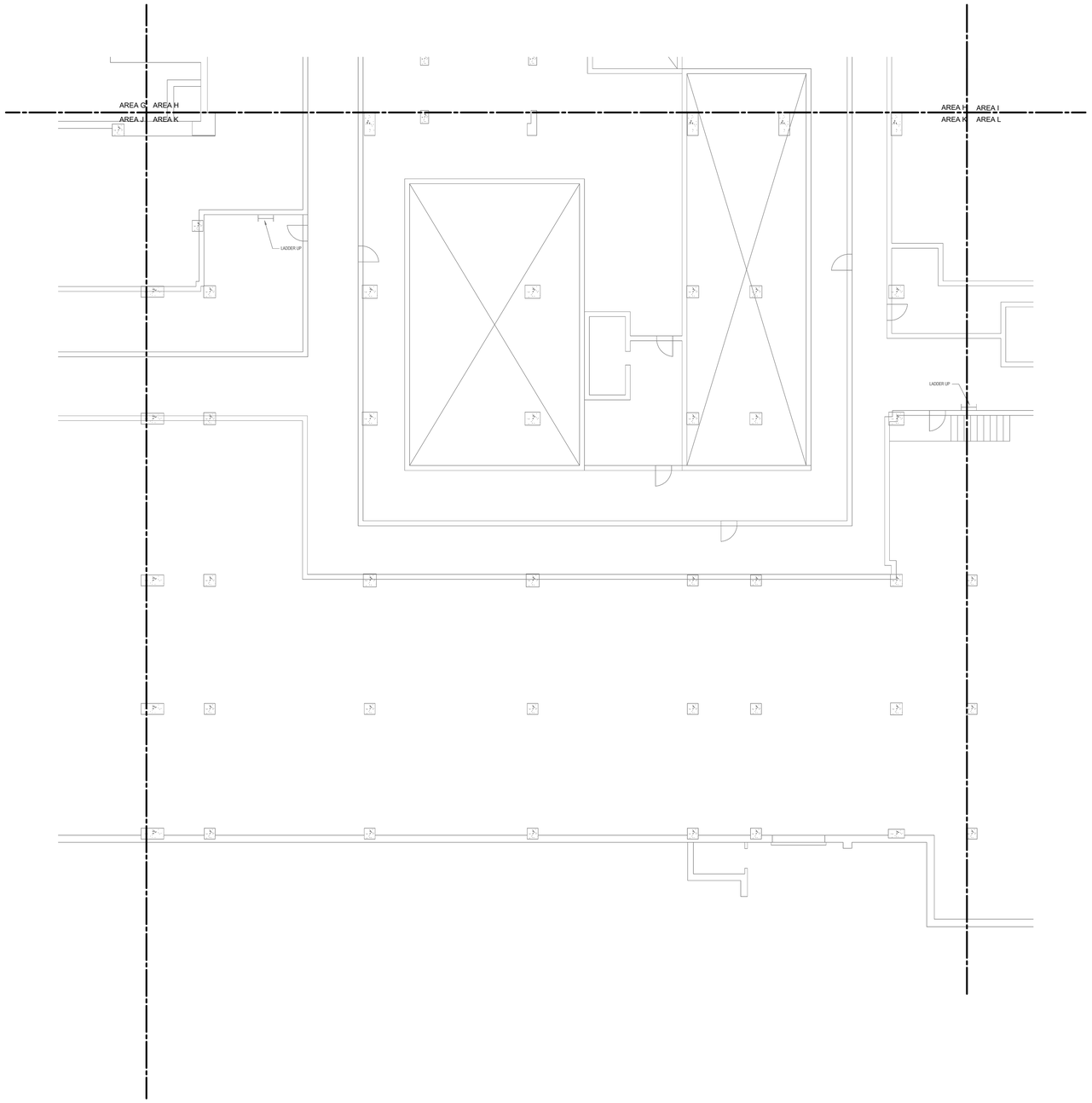

GENERAL NOTES:

1. NO WORK SHOWN ON THIS SHEET. SHEET SHOWN FOR REFERENCE ONLY.

1 BUILDING 111 SUB-BASEMENT PLAN - TECHNOLOGY - AREA K

1/8" = 1'-0"

TRUE NORTH
PLAN NORTH

Revisions:	Date:
35% SCHEMATIC DESIGN SUBMISSION	5.17.21
65% DESIGN DEVELOPMENT SUBMISSION	6.15.21
65% DESIGN DEVELOPMENT RESUBMISSION	8.25.21

CONSULTANT

IMEG
The FUTURE. Built Smarter. www.imegcorp.com
15 SUNNEN DRIVE
SUITE 104
ST. LOUIS, MO 63143
P: 314.645.1132 F: 314.645.1173
PROJECT #18004375.03

ARCHITECT/ENGINEER OF RECORD

Romanyk Consulting
Focusing on what matters
Romanyk Consulting Corp. www.romanykconsulting.com
3308 Preston Road, Suite 350-164, Plano, Texas 75093

STAMP

REGISTERED COMMUNICATIONS DISTRIBUTION DESIGNER
Bicsi
DAVID LARSON
BICSI ID # 106098
EXPIRES 12-31-25
RCDD

Office of Construction and Facilities Management

VA U.S. Department of Veterans Affairs

Drawing Title: BUILDING 111 SUB-BASEMENT PLAN - TECHNOLOGY - AREA K

Approved:

Phase: FINAL BID DOCUMENTS

Sprinklered: FULLY SPRINKLERED

Project Title: EHRM INFRASTRUCTURE UPGRADES - MILWAUKEE, WI

Location: 5000 W. NATIONAL AVENUE MILWAUKEE, WI

Issue Date: SEPTEMBER 05, 2025 | Checked: PHINIE | Drawn: MAIBEJ

Project Number: 695-21-700

Building Number: 111

Drawing Number: 111-TN1009K

VA FORM 08 - 6231

Autodesk Docs://OCFM East - Milwaukee EHRM (R24)/T24_18004375.03_VA MilwEHRM_C.rvt

9/3/2025 4:01:27 PM

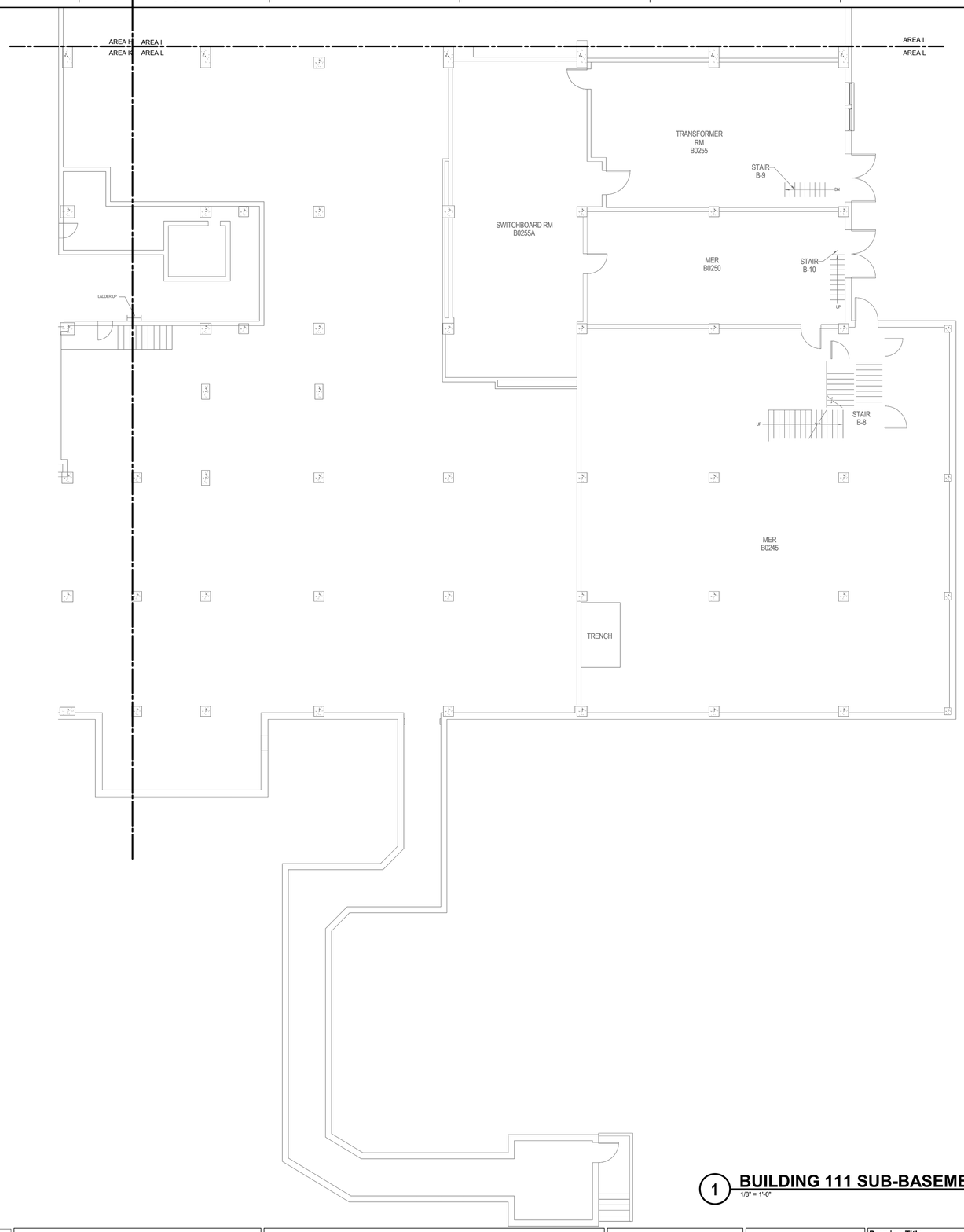

GENERAL NOTES:

1. NO WORK SHOWN ON THIS SHEET. SHEET SHOWN FOR REFERENCE ONLY.

1 BUILDING 111 SUB-BASEMENT PLAN - TECHNOLOGY - AREA L

1/8" = 1'-0"

TRUE NORTH
PLAN NORTH

Revisions:	Date:
35% SCHEMATIC DESIGN SUBMISSION	5.17.21
65% DESIGN DEVELOPMENT SUBMISSION	6.15.21
65% DESIGN DEVELOPMENT RESUBMISSION	8.25.21

CONSULTANT

IMEG
The FUTURE. Built Smarter. www.imegcorp.com
15 SUNNEN DRIVE
SUITE 104
ST. LOUIS, MO 63143
P: 314.645.1132 F: 314.645.1173
PROJECT #18004375.03

ARCHITECT/ENGINEER OF RECORD

Romanyk Consulting
Focusing on what matters
Romanyk Consulting Corp. www.romanykconsulting.com
3308 Preston Road, Suite 350-164, Plano, Texas 75093

STAMP

REGISTERED COMMUNICATIONS DISTRIBUTION DESIGNER
Bicsi
DAVID LARSON
BICSI ID # 106098
EXPIRES 12-31-25
RCDD

Office of Construction and Facilities Management

VA U.S. Department of Veterans Affairs

Drawing Title
BUILDING 111 SUB-BASEMENT PLAN - TECHNOLOGY - AREA L

Approved:

Phase
FINAL BID DOCUMENTS

Sprinklered
FULLY SPRINKLERED

Project Title
EHRM INFRASTRUCTURE UPGRADES - MILWAUKEE, WI

Location
5000 W. NATIONAL AVENUE MILWAUKEE, WI

Issue Date	Checked	Drawn
SEPTEMBER 05, 2025	PHINIE	MAIBEJ

Project Number
695-21-700

Building Number
111

Drawing Number
111-TN1009L

VA FORM 08 - 6231

Autodesk Docs://OCFM East - Milwaukee EHRM (R24)/T24_18004375.03_VA MilwEHRM_C.rvt
9/3/2025 4:01:28 PM

KEYNOTES: #

1. EXISTING VERTICAL CHASE TO BE USED FOR BACKBONE PATHWAYS. REFER TO NEW WORK PLANS FOR ADDITIONAL INFORMATION.

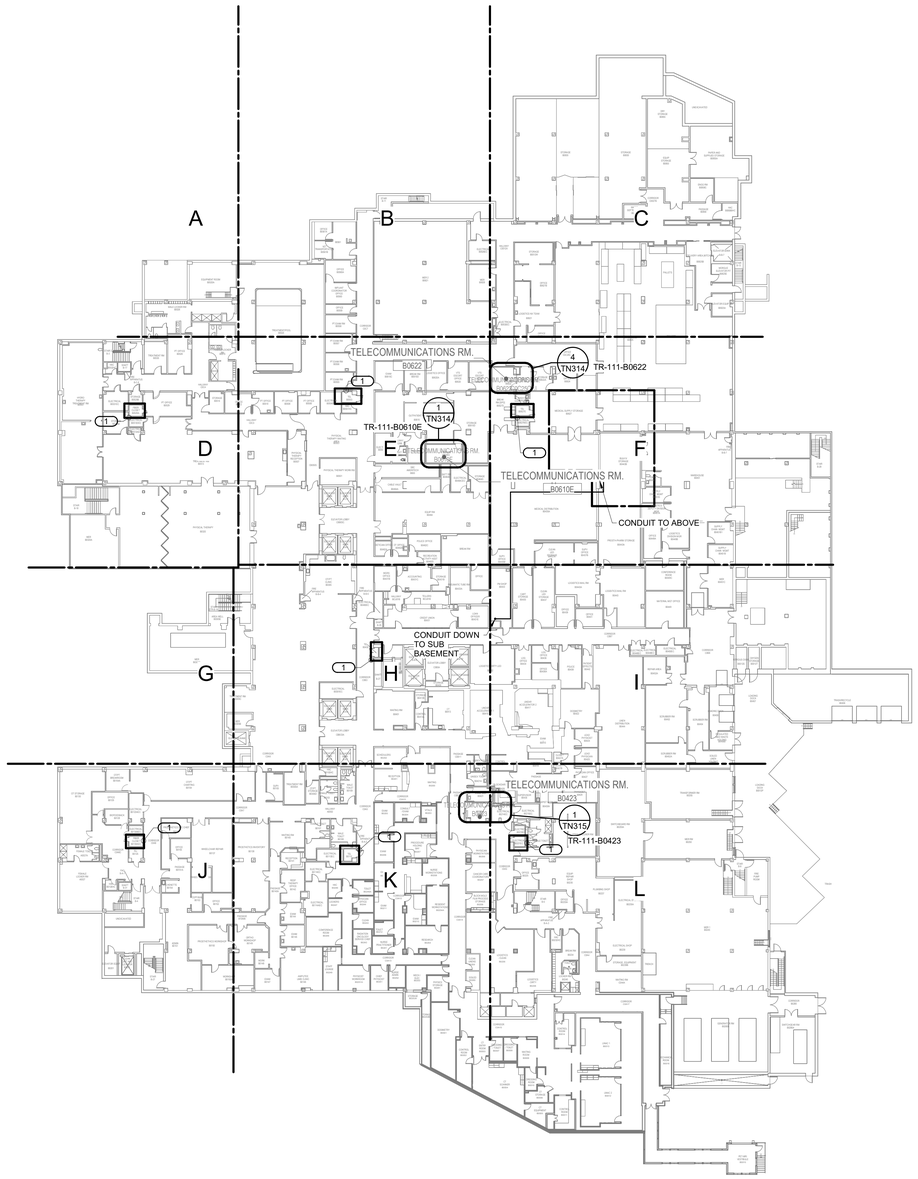

1 BUILDING 111 BASEMENT OVERALL PLAN - TECHNOLOGY

1" = 30'-0"

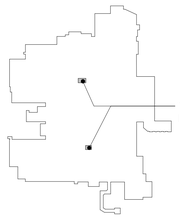

KEY PLAN - BLDG 111

NTS

TRUE NORTH
PLAN NORTH

0' 15' 30' 60'

Graphic Scale : 1" = 30'-0"

Revisions:	Date:
35% SCHEMATIC DESIGN SUBMISSION	5.17.21
65% DESIGN DEVELOPMENT SUBMISSION	6.15.21
65% DESIGN DEVELOPMENT RESUBMISSION	8.25.21

CONSULTANT

IMEG
The FUTURE. Built Smarter www.imegcorp.com
15 SUNNEN DRIVE
SUITE 104
ST. LOUIS, MO 63143
P: 314.645.1132 F: 314.645.1173
PROJECT #18004375.03

ARCHITECT/ENGINEER OF RECORD

Romanyk Consulting
Focusing on what matters
Romanyk Consulting Corp. www.romanykconsulting.com
3308 Preston Road, Suite 350-164, Plano, Texas 75093

STAMP

REGISTERED COMMUNICATIONS DISTRIBUTION DESIGNER
Bicsi
DAVID LARSON
BICSI ID # 106098
EXPIRES 12-31-25
RCDD

Office of Construction and Facilities Management

VA U.S. Department of Veterans Affairs

Drawing Title BUILDING 111 BASEMENT OVERALL PLAN - TECHNOLOGY

Approved:

Phase FINAL BID DOCUMENTS

Sprinklered FULLY SPRINKLERED

Project Title EHRM INFRASTRUCTURE UPGRADES - MILWAUKEE, WI

Location 5000 W. NATIONAL AVENUE MILWAUKEE, WI

Issue Date SEPTEMBER 05, 2025 | **Checked** PHINIE | **Drawn** MAIBEJ

Project Number 695-21-700

Building Number 111

Drawing Number 111-TN1100

VA FORM 08 - 6231

Autodesk Docs://OCFM East - Milwaukee EHRM (R24)/T24_18004375.03_VA MilwEHRM_C.rvt

9/3/2025 4:01:30 PM

GENERAL NOTES:

1. NO WORK SHOWN ON THIS SHEET. SHEET SHOWN FOR REFERENCE ONLY.

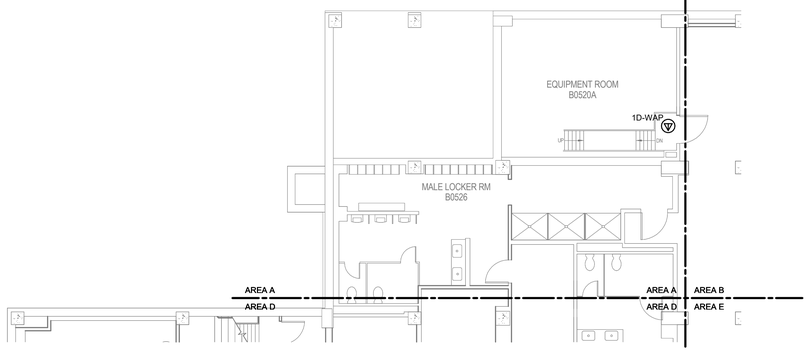

1 **BUILDING 111 BASEMENT PLAN - TECHNOLOGY - AREA A**
1/8" = 1'-0"

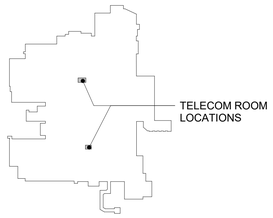

KEY PLAN - BLDG 111
NTS

TRUE NORTH
PLAN NORTH

35% SCHEMATIC DESIGN SUBMISSION	5.17.21
65% DESIGN DEVELOPMENT SUBMISSION	6.15.21
65% DESIGN DEVELOPMENT RESUBMISSION	8.25.21
Revisions:	Date:

CONSULTANT

IMEG
The FUTURE. Built Smarter www.imegcorp.com
15 SUNNEN DRIVE
SUITE 104
ST. LOUIS, MO 63143
P: 314.645.1132 F: 314.645.1173
PROJECT #180043750.03

ARCHITECT/ENGINEER OF RECORD

Romanyk Consulting
Focusing on what matters
Romanyk Consulting Corp. www.romanykconsulting.com
3308 Preston Road, Suite 350-164, Plano, Texas 75093

STAMP

REGISTERED COMMUNICATIONS DISTRIBUTION DESIGNER
Bicsi
DAVID LARSON
BICSI ID # 106098
Expires 12-31-25
RCDD

Office of Construction and Facilities Management

VA U.S. Department of Veterans Affairs

Drawing Title BUILDING 111 BASEMENT PLAN - TECHNOLOGY - AREA A	**Phase** FINAL BID DOCUMENTS	**Project Title** EHRM INFRASTRUCTURE UPGRADES - MILWAUKEE, WI		**Project Number** 695-21-700
				Building Number 111
Approved:	**Sprinklered** FULLY SPRINKLERED	**Location** 5000 W. NATIONAL AVENUE MILWAUKEE, WI		**Drawing Number** 111-TN1100A
		Issue Date SEPTEMBER 05, 2025	**Checked** PHINIE	**Drawn** MAIBEJ

VA FORM 08 - 6231

Autodesk Docs://OCFM East - Milwaukee EHRM (R24)/T24_180043750.03_VA MilwEHRM_C.rvt
9/3/2025 4:01:31 PM

GENERAL NOTES:

1. REFER TO 1/TN400 FOR TECHNOLOGY ROUGH IN DETAIL.
2. ALL NETWORK CABLES ON THIS SHEET SHALL TERMINATE IN TR-111-B0610E.
3. CONTRACTOR TO PROVIDE NEW J-HOOK ROUTES FOR ALL NEW CABLING. J-HOOK SIZE AND QUANTITY TO BE PER MANUFACTURER RECOMMENDATIONS.
4. REFER TO TN500-TN509 FOR RISER DIAGRAMS.
5. REFER TO SHEET TN402 FOR PENETRATION DETAILS.
6. THESE DRAWINGS MAKE THE BEST ATTEMPT TO IDENTIFY EXISTING DATA DROPS/WORK AREA OUTLETS. AS LONG AS THE TOTAL NEWLY INSTALLED DATA DROP COUNT DOES NOT VARY +/- 10% IDENTIFIED ON THESE DRAWINGS, THE CONTRACTOR'S SCOPE SHALL BE UNCHANGED.
7. NEW WORK AREA OUTLETS SHALL BE LOCATED IN EXISTING BOXES. WORK AREA OUTLETS SHOWN ON THIS SHEET MAY NOT BE IN THE EXACT LOCATION AS IDENTIFIED.
8. CONTRACTOR TO INCLUDE AN ALLOWANCE FOR 10% ADDITIONAL 2-PORTS CAT6A INFORMATION OUTLETS IN THEIR PROPOSAL FOR THIS SHEET. FUTURE INFORMATION OUTLET LOCATIONS WILL BE DETERMINED BY THE VA AT A LATER DATE.

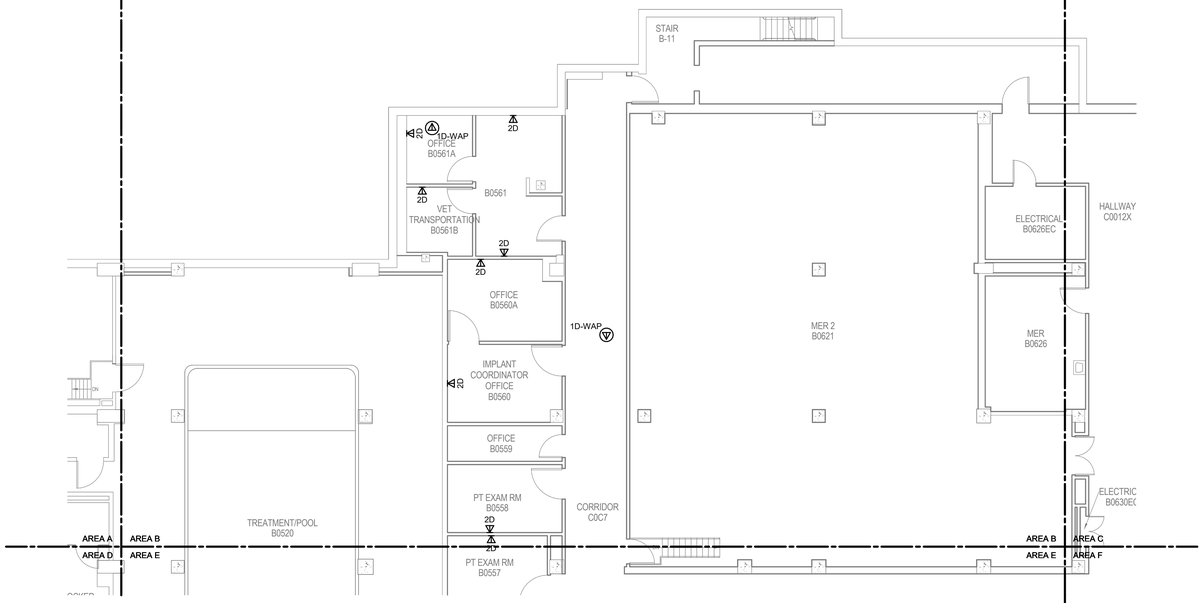

1 BUILDING 111 BASEMENT PLAN - TECHNOLOGY - AREA B

1/8" = 1'-0"

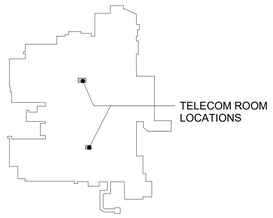

KEY PLAN - BLDG 111

NTS

TRUE NORTH
PLAN NORTH

Revisions:	Date:
35% SCHEMATIC DESIGN SUBMISSION	5.17.21
65% DESIGN DEVELOPMENT SUBMISSION	6.15.21
65% DESIGN DEVELOPMENT RESUBMISSION	8.25.21

CONSULTANT

IMEG
The FUTURE. Built Smarter. www.imegcorp.com
15 SUNNEN DRIVE
SUITE 104
ST. LOUIS, MO 63143
P: 314.645.1132 F: 314.645.1173
PROJECT #18004375.03

ARCHITECT/ENGINEER OF RECORD

Romanyk Consulting
Focusing on what matters
Romanyk Consulting Corp. www.romanykconsulting.com
3308 Preston Road, Suite 350-164, Plano, Texas 75093

STAMP

REGISTERED COMMUNICATIONS DISTRIBUTION DESIGNER
Bicsi
DAVID LARSON
BICSI ID # 105098
Expires 12-31-25
RCDD

Office of Construction and Facilities Management

VA U.S. Department of Veterans Affairs

Drawing Title: BUILDING 111 BASEMENT PLAN - TECHNOLOGY - AREA B	Phase: FINAL BID DOCUMENTS	Project Title: EHRM INFRASTRUCTURE UPGRADES - MILWAUKEE, WI	Project Number: 695-21-700
			Building Number: 111
Approved:	Sprinklered: FULLY SPRINKLERED	Location: 5000 W. NATIONAL AVENUE MILWAUKEE, WI	Drawing Number: 111-TN1100B
		Issue Date: SEPTEMBER 05, 2025 / Checked: PHINIE / Drawn: MAIBEJ	

VA FORM 08 - 6231

Autodesk Docs://OCFM East - Milwaukee EHRM (R24)/T24_18004375.03_VA MilwEHRM_C.rvt

9/3/2025 4:01:32 PM

Graphic Scale: 1/16" = 1'-0"
Graphic Scale: 1/8" = 1'-0"
Graphic Scale: 3/32" = 1'-0"
Graphic Scale: 1/4" = 1'-0"
Graphic Scale: 3/8" = 1'-0"
Graphic Scale: 1/2" = 1'-0"
Graphic Scale: 3/4" = 1'-0"
Graphic Scale: 1" = 1'-0"
Graphic Scale: 1 1/2" = 1'-0"

GENERAL NOTES:

1. REFER TO 1/TN400 FOR TECHNOLOGY ROUGH IN DETAIL.
2. ALL NETWORK CABLES ON THIS SHEET SHALL TERMINATE IN TR-111-B0622.
3. CONTRACTOR TO PROVIDE NEW J-HOOK ROUTES FOR ALL NEW CABLING. J-HOOK SIZE AND QUANTITY TO BE PER MANUFACTURER RECOMMENDATIONS.
4. REFER TO TN500-TN509 FOR RISER DIAGRAMS.
5. REFER TO SHEET TN402 FOR PENETRATION DETAILS.
6. THESE DRAWINGS MAKE THE BEST ATTEMPT TO IDENTIFY EXISTING DATA DROPS/WORK AREA OUTLETS. AS LONG AS THE TOTAL NEWLY INSTALLED DATA DROP COUNT DOES NOT VARY +/- 10% IDENTIFIED ON THESE DRAWINGS, THE CONTRACTOR'S SCOPE SHALL BE UNCHANGED.
7. NEW WORK AREA OUTLETS SHALL BE LOCATED IN EXISTING BOXES. WORK AREA OUTLETS SHOWN ON THIS SHEET MAY NOT BE IN THE EXACT LOCATION AS IDENTIFIED.
8. CONTRACTOR TO INCLUDE AN ALLOWANCE FOR 10% ADDITIONAL 2-PORTS CAT6A INFORMATION OUTLETS IN THEIR PROPOSAL FOR THIS SHEET. FUTURE INFORMATION OUTLET LOCATIONS WILL BE DETERMINED BY THE VA AT A LATER DATE.

1 BUILDING 111 BASEMENT PLAN - TECHNOLOGY - AREA C
1/8" = 1'-0"

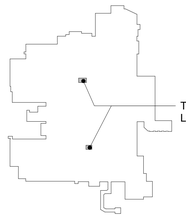

KEY PLAN - BLDG 111
NTS

TRUE NORTH
PLAN NORTH

35% SCHEMATIC DESIGN SUBMISSION	5.17.21
65% DESIGN DEVELOPMENT SUBMISSION	6.15.21
65% DESIGN DEVELOPMENT RESUBMISSION	8.25.21
Revisions:	Date:

CONSULTANT

IMEG
The FUTURE. Built Smarter www.imegcorp.com
15 SUNNEN DRIVE
SUITE 104
ST. LOUIS, MO 63143
P: 314.645.1132 F: 314.645.1173
PROJECT #18004375.03

ARCHITECT/ENGINEER OF RECORD

Romanyk Consulting
Focusing on what matters
Romanyk Consulting Corp. www.romanykconsulting.com
3308 Preston Road, Suite 350-164, Plano, Texas 75093

STAMP

REGISTERED COMMUNICATIONS DISTRIBUTION DESIGNER
Bicsi
DAVID LARSON
BICSI ID # 105098
Expires 12-31-25
RCDD

Office of Construction and Facilities Management

VA U.S. Department of Veterans Affairs

Drawing Title: BUILDING 111 BASEMENT PLAN - TECHNOLOGY - AREA C	Phase: FINAL BID DOCUMENTS	Project Title: EHRM INFRASTRUCTURE UPGRADES - MILWAUKEE, WI	Project Number: 695-21-700
Approved:	Sprinklered: FULLY SPRINKLERED	Location: 5000 W. NATIONAL AVENUE MILWAUKEE, WI	Building Number: 111
		Issue Date: SEPTEMBER 05, 2025 / Checked: PHINIE / Drawn: MAIBEJ	Drawing Number: 111-TN1100C

VA FORM 08 - 6231

Autodesk Docs://OCFM East - Milwaukee EHRM (R24)/T24_18004375.03_VA MilwEHRM_C.rvt
9/3/2025 4:01:34 PM

GENERAL NOTES:

1. REFER TO 1/TN400 FOR TECHNOLOGY ROUGH IN DETAIL.
2. ALL NETWORK CABLES ON THIS SHEET SHALL TERMINATE IN TR-111-B0610E.
3. CONTRACTOR TO PROVIDE NEW J-HOOK ROUTES FOR ALL NEW CABLING. J-HOOK SIZE AND QUANTITY TO BE PER MANUFACTURER RECOMMENDATIONS.
4. REFER TO TN500-TN509 FOR RISER DIAGRAMS.
5. REFER TO SHEET TN402 FOR PENETRATION DETAILS. THESE DRAWINGS MAKE THE BEST ATTEMPT TO IDENTIFY EXISTING DATA DROPS/WORK AREA OUTLETS. AS LONG AS THE TOTAL NEWLY INSTALLED DATA DROP COUNT DOES NOT VARY +/- 10% IDENTIFIED ON THESE DRAWINGS, THE CONTRACTOR'S SCOPE SHALL BE UNCHANGED.
6. NEW WORK AREA OUTLETS SHALL BE LOCATED IN EXISTING BOXES. WORK AREA OUTLETS SHOWN ON THIS SHEET MAY NOT BE IN THE EXACT LOCATION AS IDENTIFIED.
7. CONTRACTOR TO INCLUDE AN ALLOWANCE FOR 10% ADDITIONAL 2-PORTS CAT6A INFORMATION OUTLETS IN THEIR PROPOSAL FOR THIS SHEET. FUTURE INFORMATION OUTLET LOCATIONS WILL BE DETERMINED BY THE VA AT A LATER DATE.

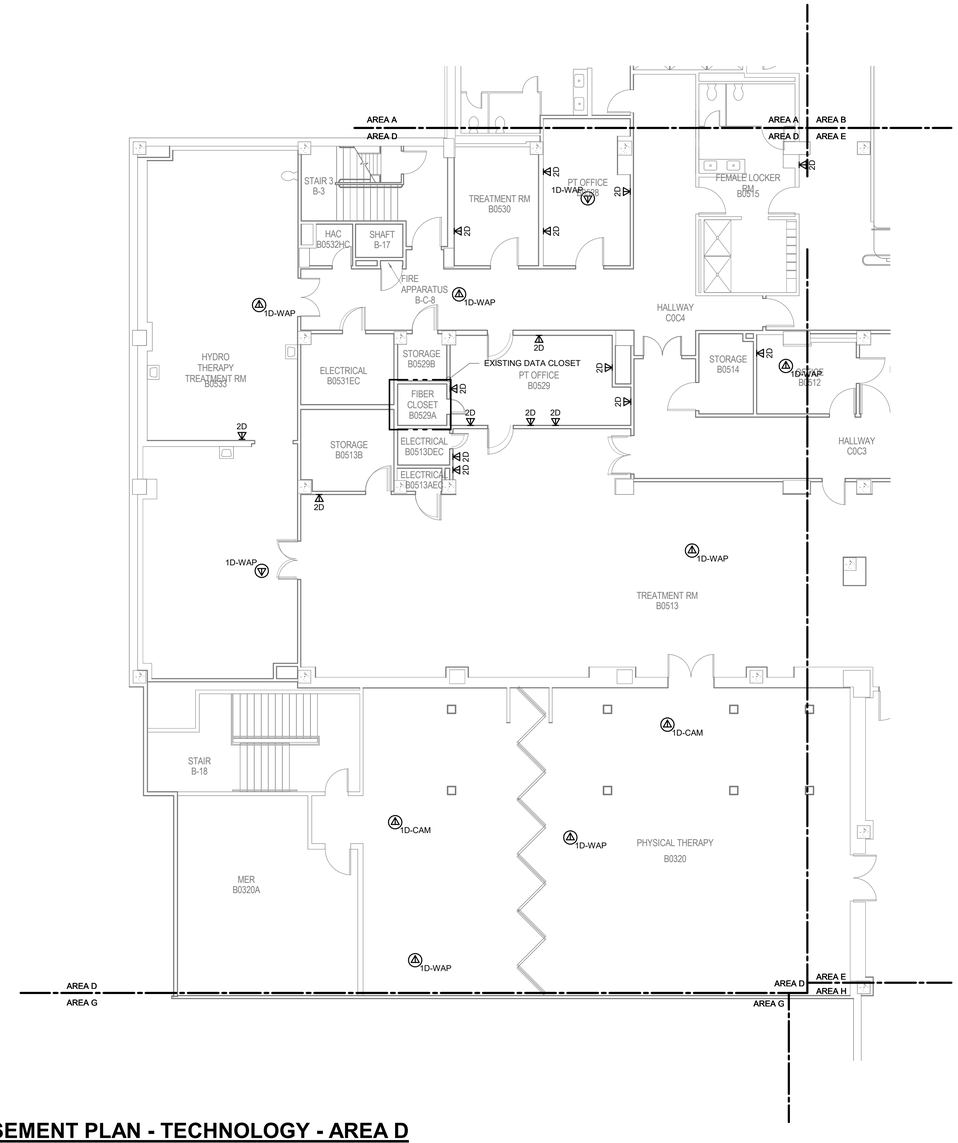

1 **BUILDING 111 BASEMENT PLAN - TECHNOLOGY - AREA D**
1/8" = 1'-0"

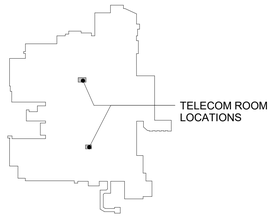

KEY PLAN - BLDG 111
NTS

TRUE NORTH
PLAN NORTH

35% SCHEMATIC DESIGN SUBMISSION	5.17.21
65% DESIGN DEVELOPMENT SUBMISSION	6.15.21
65% DESIGN DEVELOPMENT RESUBMISSION	8.25.21
Revisions:	Date:

CONSULTANT

IMEG
The FUTURE Built Smarter www.imegcorp.com
15 SUNNEN DRIVE
SUITE 104
ST. LOUIS, MO 63143
P: 314.645.1132 F: 314.645.1173
PROJECT #18004375.03

ARCHITECT/ENGINEER OF RECORD

Romanyk Consulting
Focusing on what matters
Romanyk Consulting Corp. www.romanykconsulting.com
3308 Preston Road, Suite 350-164, Plano, Texas 75093

STAMP

REGISTERED COMMUNICATIONS DISTRIBUTION DESIGNER
Bicsi
DAVID LARSON
BICSI ID # 106098
EXPIRES 12-31-25
RCDD

Office of Construction and Facilities Management

VA U.S. Department of Veterans Affairs

Drawing Title: BUILDING 111 BASEMENT PLAN - TECHNOLOGY - AREA D	Phase: FINAL BID DOCUMENTS	Project Title: EHRM INFRASTRUCTURE UPGRADES - MILWAUKEE, WI	Project Number: 695-21-700
Approved:	Sprinklered: FULLY SPRINKLERED	Location: 5000 W. NATIONAL AVENUE MILWAUKEE, WI	Building Number: 111
		Issue Date: SEPTEMBER 05, 2025 / Checked: PHINIE / Drawn: MAIBEJ	Drawing Number: 111-TN1100D

VA FORM 08 - 6231

Autodesk Docs://OCFM East - Milwaukee EHRM /R24/T24_18004375.03_VA MilwEHRM_C.rvt
9/3/2025 4:01:35 PM

GENERAL NOTES:

1. REFER TO 1/TN400 FOR TECHNOLOGY ROUGH IN DETAIL.
2. ALL NETWORK CABLES ON THIS SHEET SHALL TERMINATE IN TR-111-B0610E.
3. CONTRACTOR TO PROVIDE NEW J-HOOK ROUTES FOR ALL NEW CABLING. J-HOOK SIZE AND QUANTITY TO BE PER MANUFACTURER RECOMMENDATIONS.
4. REFER TO TN500-TN509 FOR RISER DIAGRAMS.
5. REFER TO SHEET TN402 FOR PENETRATION DETAILS.
6. THESE DRAWINGS MAKE THE BEST ATTEMPT TO IDENTIFY EXISTING DATA DROPS/WORK AREA OUTLETS. AS LONG AS THE TOTAL NEWLY INSTALLED DATA DROP COUNT DOES NOT VARY +/- 10% IDENTIFIED ON THESE DRAWINGS, THE CONTRACTOR'S SCOPE SHALL BE UNCHANGED.
7. NEW WORK AREA OUTLETS SHALL BE LOCATED IN EXISTING BOXES. WORK AREA OUTLETS SHOWN ON THIS SHEET MAY NOT BE IN THE EXACT LOCATION AS IDENTIFIED.
8. CONTRACTOR TO INCLUDE AN ALLOWANCE FOR 10% ADDITIONAL 2-PORTS CAT6A INFORMATION OUTLETS IN THEIR PROPOSAL FOR THIS SHEET. FUTURE INFORMATION OUTLET LOCATIONS WILL BE DETERMINED BY THE VA AT A LATER DATE.

KEYNOTES: (#)

1. FIRE RATED SLEEVES SHALL BE INSTALLED AT ANY RATED WALL WHERE CABLING MUST PASS THROUGH. COORDINATE WITH ARCHITECTURAL DRAWINGS AND VERIFY EXACT LOCATIONS OF FIRE SEPARATIONS.

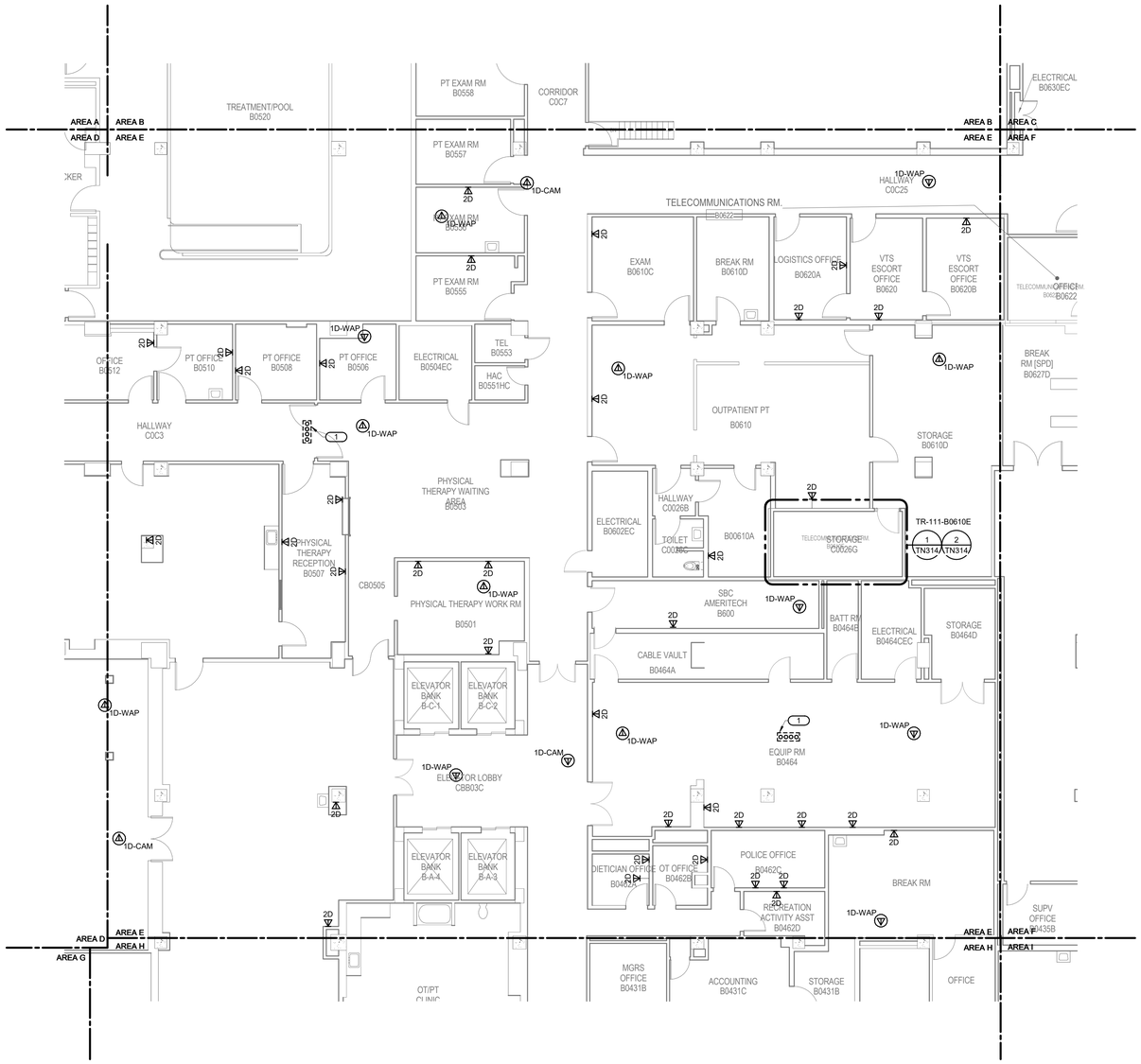

1 BUILDING 111 BASEMENT PLAN - TECHNOLOGY - AREA E

1/8" = 1'-0"

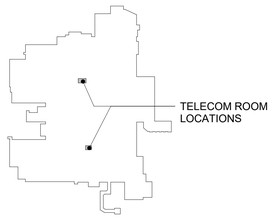

KEY PLAN - BLDG 111

NTS

TRUE NORTH
PLAN NORTH

35% SCHEMATIC DESIGN SUBMISSION	5.17.21
65% DESIGN DEVELOPMENT SUBMISSION	6.15.21
65% DESIGN DEVELOPMENT RESUBMISSION	8.25.21
Revisions:	Date:

CONSULTANT

IMEG
The FUTURE. Built Smarter. www.imegcorp.com
15 SUNNEN DRIVE
SUITE 104
ST. LOUIS, MO 63143
P: 314.645.1132 F: 314.645.1173
PROJECT #18004375.03

ARCHITECT/ENGINEER OF RECORD

Romanyk Consulting
Focusing on what matters
Romanyk Consulting Corp. www.romanykconsulting.com
3308 Preston Road, Suite 350-164, Plano, Texas 75093

STAMP

REGISTERED COMMUNICATIONS DISTRIBUTION DESIGNER
Bicsi
DAVID LARSON
BICSI ID # 106098
EXPIRES 12-31-25
RCDD

Office of Construction and Facilities Management

VA U.S. Department of Veterans Affairs

Drawing Title: BUILDING 111 BASEMENT PLAN - TECHNOLOGY - AREA E	Phase: FINAL BID DOCUMENTS	Project Title: EHRM INFRASTRUCTURE UPGRADES - MILWAUKEE, WI	Project Number: 695-21-700
			Building Number: 111
Approved:	Sprinklered: FULLY SPRINKLERED	Location: 5000 W. NATIONAL AVENUE MILWAUKEE, WI	Drawing Number: 111-TN1100E
		Issue Date: SEPTEMBER 05, 2025 / Checked: PHINIE / Drawn: MAIBEJ	

VA FORM 08 - 6231

Autodesk Docs://OCFM East - Milwaukee EHRM (R24)/T24_18004375.03_VA MilwEHRM_C.rvt

9/3/2025 4:01:36 PM

GENERAL NOTES:

1. REFER TO 1/TN400 FOR TECHNOLOGY ROUGH IN DETAIL.
2. ALL NETWORK CABLES ON THIS SHEET SHALL TERMINATE IN TR-111-B0622.
3. CONTRACTOR TO PROVIDE NEW J-HOOK ROUTES FOR ALL NEW CABLING. J-HOOK SIZE AND QUANTITY TO BE PER MANUFACTURER RECOMMENDATIONS.
4. REFER TO TN500-TN509 FOR RISER DIAGRAMS.
5. REFER TO SHEET TN402 FOR PENETRATION DETAILS.
6. THESE DRAWINGS MAKE THE BEST ATTEMPT TO IDENTIFY EXISTING DATA DROPS/WORK AREA OUTLETS. AS LONG AS THE TOTAL NEWLY INSTALLED DATA DROP COUNT DOES NOT VARY +/- 10% IDENTIFIED ON THESE DRAWINGS, THE CONTRACTOR'S SCOPE SHALL BE UNCHANGED.
7. NEW WORK AREA OUTLETS SHALL BE LOCATED IN EXISTING BOXES. WORK AREA OUTLETS SHOWN ON THIS SHEET MAY NOT BE IN THE EXACT LOCATION AS IDENTIFIED.
8. CONTRACTOR TO INCLUDE AN ALLOWANCE FOR 10% ADDITIONAL 2-PORTS CAT6A INFORMATION OUTLETS IN THEIR PROPOSAL FOR THIS SHEET. FUTURE INFORMATION OUTLET LOCATIONS WILL BE DETERMINED BY THE VA AT A LATER DATE.

KEYNOTES: (#)

1. FIRE RATED SLEEVES SHALL BE INSTALLED AT ANY RATED WALL WHERE CABLING MUST PASS THROUGH. COORDINATE WITH ARCHITECTURAL DRAWINGS AND VERIFY EXACT LOCATIONS OF FIRE SEPARATIONS.

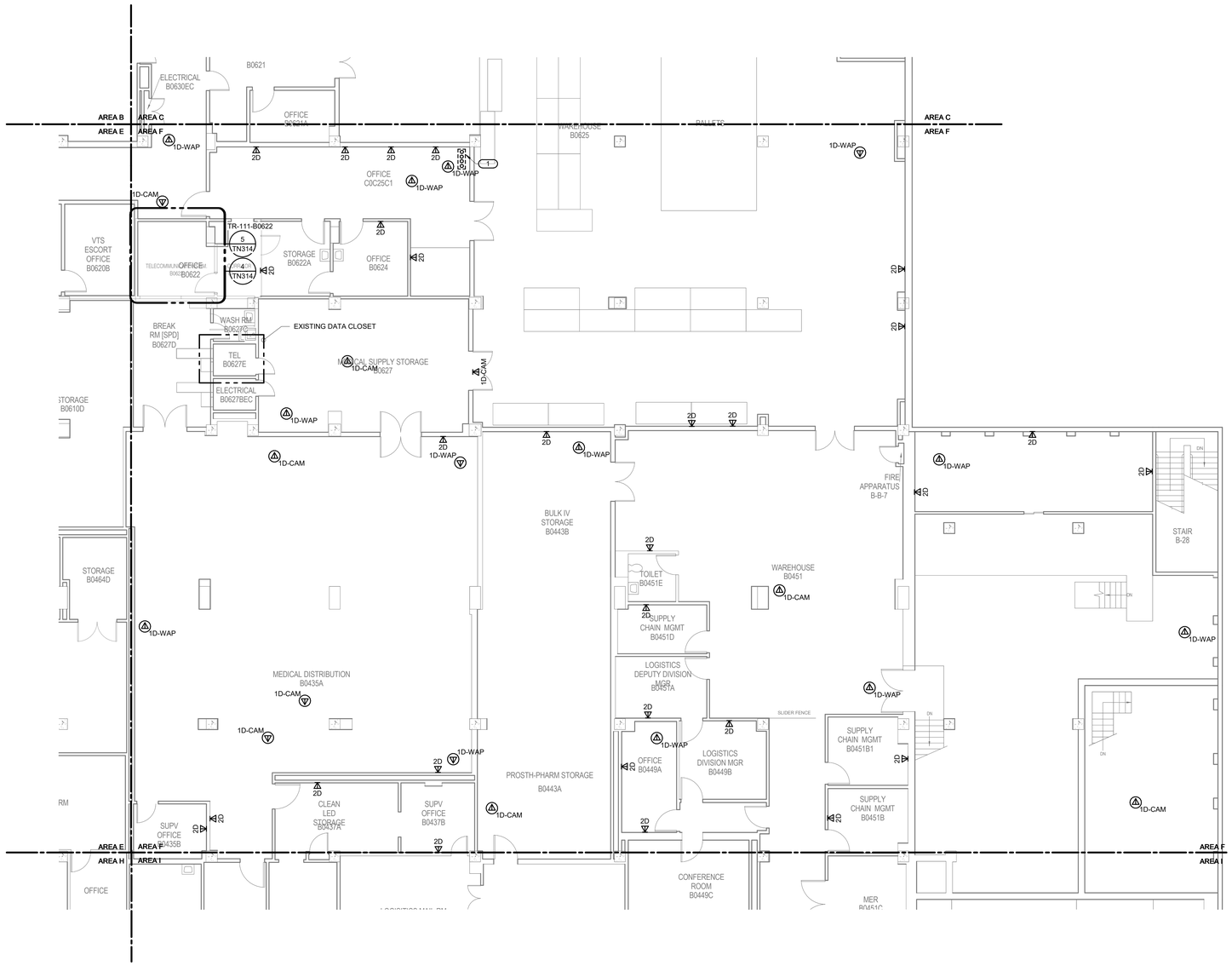

1 BUILDING 111 BASEMENT PLAN - TECHNOLOGY - AREA F
1/8" = 1'-0"

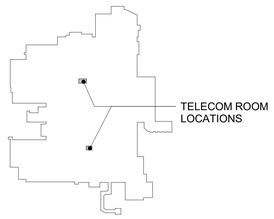

KEY PLAN - BLDG 111
NTS

TRUE NORTH
PLAN NORTH

Revisions:	Date:
35% SCHEMATIC DESIGN SUBMISSION	5.17.21
65% DESIGN DEVELOPMENT SUBMISSION	6.15.21
65% DESIGN DEVELOPMENT RESUBMISSION	8.25.21

CONSULTANT

IMEG
The FUTURE. Built Smarter. www.imegcorp.com
15 SUNNEN DRIVE
SUITE 104
ST. LOUIS, MO 63143
P: 314.645.1132 F: 314.645.1173
PROJECT #18004375.03

ARCHITECT/ENGINEER OF RECORD

Romanyk Consulting
Focusing on what matters
Romanyk Consulting Corp. www.romanykconsulting.com
3308 Preston Road, Suite 350-164, Plano, Texas 75093

STAMP

REGISTERED COMMUNICATIONS DISTRIBUTION DESIGNER
Bicsi
DAVID LARSON
BICSI ID # 106098
Expires 12-31-25
RCDD

Office of Construction and Facilities Management

VA U.S. Department of Veterans Affairs

Drawing Title: BUILDING 111 BASEMENT PLAN - TECHNOLOGY - AREA F

Approved:

Phase: FINAL BID DOCUMENTS

Sprinklered: FULLY SPRINKLERED

Project Title: EHRM INFRASTRUCTURE UPGRADES - MILWAUKEE, WI

Location: 5000 W. NATIONAL AVENUE MILWAUKEE, WI

Issue Date: SEPTEMBER 05, 2025 | Checked: PHINIE | Drawn: MAIBEJ

Project Number: 695-21-700

Building Number: 111

Drawing Number: 111-TN1100F

VA FORM 08 - 6231

Autodesk Docs://OCFM East - Milwaukee EHRM (R24)/T24_18004375.03_VA MilweEHRM_C.rvt

9/3/2025 4:01:38 PM

GENERAL NOTES:

1. NO WORK SHOWN ON THIS SHEET. SHEET SHOWN FOR REFERENCE ONLY.

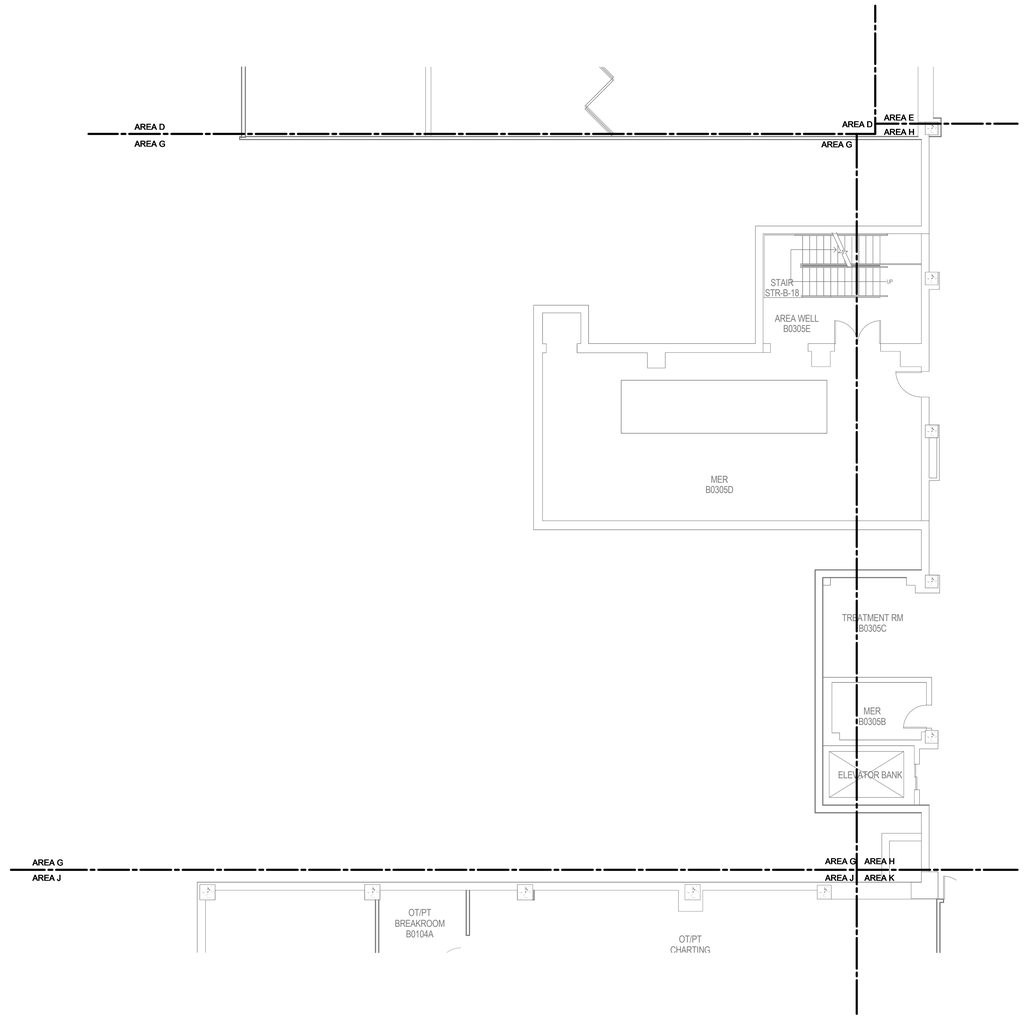

1 BUILDING 111 BASEMENT PLAN - TECHNOLOGY - AREA G

1/8" = 1'-0"

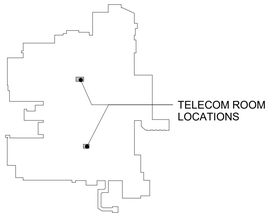

KEY PLAN - BLDG 111

NTS

TRUE NORTH
PLAN NORTH

35% SCHEMATIC DESIGN SUBMISSION	5.17.21
65% DESIGN DEVELOPMENT SUBMISSION	6.15.21
65% DESIGN DEVELOPMENT RESUBMISSION	8.25.21
Revisions:	Date:

CONSULTANT

IMEG
The FUTURE. Built Smarter www.imegcorp.com
15 SUNNEN DRIVE
SUITE 104
ST. LOUIS, MO 63143
P: 314.645.1132 F: 314.645.1173
PROJECT #18004375.03

ARCHITECT/ENGINEER OF RECORD

Romanyk Consulting
Focusing on what matters
Romanyk Consulting Corp. www.romanykconsulting.com
3308 Preston Road, Suite 350-164, Plano, Texas 75093

STAMP

REGISTERED COMMUNICATIONS DISTRIBUTION DESIGNER
Bicsi
DAVID LARSON
BICSI ID # 106098
EXPIRES 12-31-25
RCDD

Office of Construction and Facilities Management

VA U.S. Department of Veterans Affairs

Drawing Title: BUILDING 111 BASEMENT PLAN - TECHNOLOGY - AREA G	Phase: FINAL BID DOCUMENTS	Project Title: EHRM INFRASTRUCTURE UPGRADES - MILWAUKEE, WI	Project Number: 695-21-700
			Building Number: 111
Approved:	Sprinklered: FULLY SPRINKLERED	Location: 5000 W. NATIONAL AVENUE MILWAUKEE, WI	Drawing Number: 111-TN1100G
		Issue Date: SEPTEMBER 05, 2025 / Checked: PHINIE / Drawn: MAIBEJ	

VA FORM 08 - 6231

Autodesk Docs://OCFM East - Milwaukee EHRM (R24)/T24_18004375.03_VA MilwEHRM_C.rvt

9/3/2025 4:01:39 PM

Graphic Scale: 1/16" = 1'-0"
Graphic Scale: 1/8" = 1'-0"
Graphic Scale: 3/32" = 1'-0"
Graphic Scale: 1/4" = 1'-0"
Graphic Scale: 3/16" = 1'-0"
Graphic Scale: 1/2" = 1'-0"
Graphic Scale: 3/4" = 1'-0"
Graphic Scale: 1" = 1'-0"
Graphic Scale: 1 1/2" = 1'-0"

GENERAL NOTES:

1. REFER TO 1/TN400 FOR TECHNOLOGY ROUGH IN DETAIL.
2. ALL NETWORK CABLES ON THIS SHEET SHALL TERMINATE IN TR PER KEYNOTES.
3. CONTRACTOR TO PROVIDE NEW J-HOOK ROUTES FOR ALL NEW CABLING. J-HOOK SIZE AND QUANTITY TO BE PER MANUFACTURER RECOMMENDATIONS.
4. REFER TO TN500-TN509 FOR RISER DIAGRAMS.
5. REFER TO SHEET TN402 FOR PENETRATION DETAILS.
6. THESE DRAWINGS MAKE THE BEST ATTEMPT TO IDENTIFY EXISTING DATA DROPS/WORK AREA OUTLETS. AS LONG AS THE TOTAL NEWLY INSTALLED DATA DROP COUNT DOES NOT VARY +/- 10% IDENTIFIED ON THESE DRAWINGS, THE CONTRACTOR'S SCOPE SHALL BE UNCHANGED.
7. NEW WORK AREA OUTLETS SHALL BE LOCATED IN EXISTING BOXES. WORK AREA OUTLETS SHOWN ON THIS SHEET MAY NOT BE IN THE EXACT LOCATION AS IDENTIFIED.
8. CONTRACTOR TO INCLUDE AN ALLOWANCE FOR 10% ADDITIONAL 2-PORTS CAT6A INFORMATION OUTLETS IN THEIR PROPOSAL FOR THIS SHEET. FUTURE INFORMATION OUTLET LOCATIONS WILL BE DETERMINED BY THE VA AT A LATER DATE.

KEYNOTES: (#)

1. TERMINATE TECHNOLOGY CABLING ON THIS SIDE OF THE LINE TO TR-111-B0601E.
2. TERMINATE TECHNOLOGY CABLES ON THIS SIDE OF THE LINE TO TR-111-B0423.

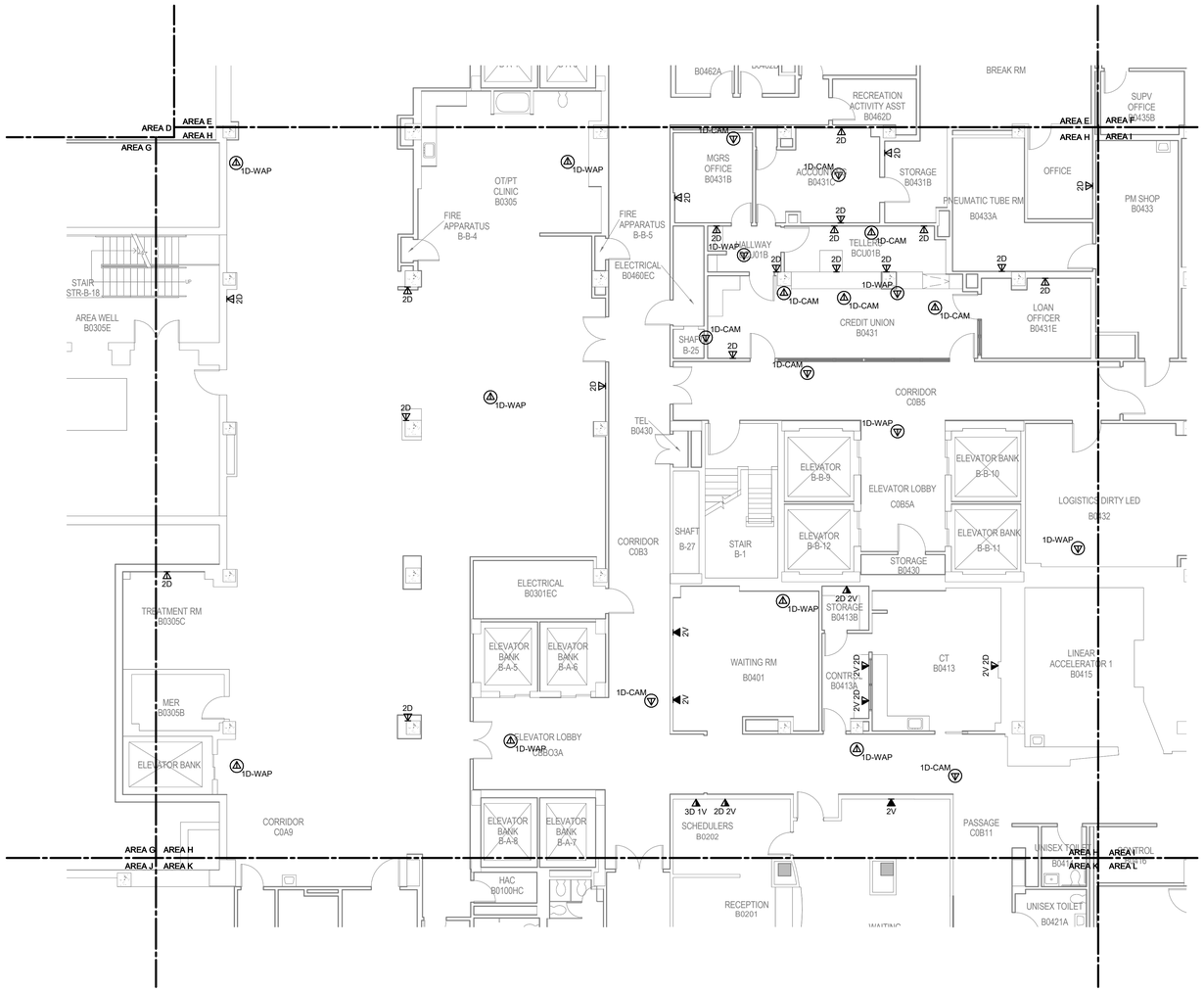

1 BUILDING 111 BASEMENT PLAN - TECHNOLOGY - AREA H

1/8" = 1'-0"

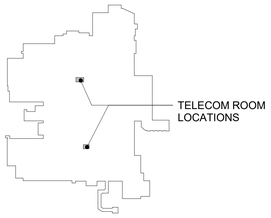

KEY PLAN - BLDG 111

NTS

TRUE NORTH
PLAN NORTH

35% SCHEMATIC DESIGN SUBMISSION	5.17.21
65% DESIGN DEVELOPMENT SUBMISSION	6.15.21
65% DESIGN DEVELOPMENT RESUBMISSION	8.25.21
Revisions:	Date:

CONSULTANT

IMEG
The FUTURE. Built Smarter. www.imegcorp.com
15 SUNNEN DRIVE
SUITE 104
ST. LOUIS, MO 63143
P: 314.645.1132 F: 314.645.1173
PROJECT #18004375.03

ARCHITECT/ENGINEER OF RECORD

Romanyk Consulting
Focusing on what matters
Romanyk Consulting Corp. www.romanykconsulting.com
3308 Preston Road, Suite 350-164, Plano, Texas 75093

STAMP

REGISTERED COMMUNICATIONS DISTRIBUTION DESIGNER
Bicsi
DAVID LARSON
BICSI ID # 106098
EXPIRES 12-31-25
RCDD

Office of Construction and Facilities Management

VA U.S. Department of Veterans Affairs

Drawing Title: BUILDING 111 BASEMENT PLAN - TECHNOLOGY - AREA H	Phase: FINAL BID DOCUMENTS	Project Title: EHRM INFRASTRUCTURE UPGRADES - MILWAUKEE, WI	Project Number: 695-21-700
			Building Number: 111
Approved:	Sprinklered: FULLY SPRINKLERED	Location: 5000 W. NATIONAL AVENUE MILWAUKEE, WI	Drawing Number: 111-TN1100H
		Issue Date: SEPTEMBER 05, 2025 / Checked: PHINIE / Drawn: MAIBEJ	

VA FORM 08 - 6231

9/3/2025 4:01:40 PM

Autodesk Docs://OCFM East - Milwaukee EHRM (R24)/T24_18004375.03_VA MilwEHRM_C.rvt

GENERAL NOTES:

1. REFER TO 1/TN400 FOR TECHNOLOGY ROUGH IN DETAIL.
2. ALL NETWORK CABLES ON THIS SHEET SHALL TERMINATE IN TR PER KEYNOTES.
3. CONTRACTOR TO PROVIDE NEW J-HOOK ROUTES FOR ALL NEW CABLING. J-HOOK SIZE AND QUANTITY TO BE PER MANUFACTURER RECOMMENDATIONS.
4. REFER TO TN500-TN509 FOR RISER DIAGRAMS.
5. REFER TO SHEET TN402 FOR PENETRATION DETAILS.
6. THESE DRAWINGS MAKE THE BEST ATTEMPT TO IDENTIFY EXISTING DATA DROPS/WORK AREA OUTLETS. AS LONG AS THE TOTAL NEWLY INSTALLED DATA DROP COUNT DOES NOT VARY +/- 10% IDENTIFIED ON THESE DRAWINGS, THE CONTRACTOR'S SCOPE SHALL BE UNCHANGED.
7. NEW WORK AREA OUTLETS SHALL BE LOCATED IN EXISTING BOXES. WORK AREA OUTLETS SHOWN ON THIS SHEET MAY NOT BE IN THE EXACT LOCATION AS IDENTIFIED.
8. CONTRACTOR TO INCLUDE AN ALLOWANCE FOR 10% ADDITIONAL 2-PORTS CAT6A INFORMATION OUTLETS IN THEIR PROPOSAL FOR THIS SHEET. FUTURE INFORMATION OUTLET LOCATIONS WILL BE DETERMINED BY THE VA AT A LATER DATE.

KEYNOTES: #

1. TERMINATE TECHNOLOGY CABLING ON THIS SIDE OF THE LINE TO TR-111-B0610E.
2. TERMINATE TECHNOLOGY CABLES ON THIS SIDE OF THE LINE TO TR-111-B0423.
3. FIRE RATED SLEEVES SHALL BE INSTALLED AT ANY RATED WALL WHERE CABLING MUST PASS THROUGH. COORDINATE WITH ARCHITECTURAL DRAWINGS AND VERIFY EXACT LOCATIONS OF FIRE SEPARATIONS.

1 BUILDING 111 BASEMENT PLAN - TECHNOLOGY - AREA I

1/8" = 1'-0"

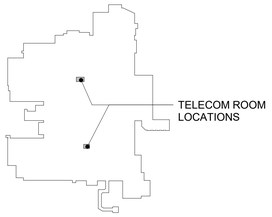

KEY PLAN - BLDG 111

NTS

TRUE NORTH
PLAN NORTH

35% SCHEMATIC DESIGN SUBMISSION	5.17.21
65% DESIGN DEVELOPMENT SUBMISSION	6.15.21
65% DESIGN DEVELOPMENT RESUBMISSION	8.25.21
Revisions:	Date:

CONSULTANT

IMEG
The FUTURE. Built Smarter www.imegcorp.com
15 SUNNEN DRIVE
SUITE 104
ST. LOUIS, MO 63143
P: 314.645.1132 F: 314.645.1173
PROJECT #18004375.03

ARCHITECT/ENGINEER OF RECORD

Romanyk Consulting
Focusing on what matters
Romanyk Consulting Corp. www.romanykconsulting.com
3308 Preston Road, Suite 350-164, Plano, Texas 75093

STAMP

REGISTERED COMMUNICATIONS DISTRIBUTION DESIGNER
Bicsi
DAVID LARSON
BICSI ID # 106098
EXPIRES 12-31-25
RCDD

Office of Construction and Facilities Management

VA U.S. Department of Veterans Affairs

Drawing Title: BUILDING 111 BASEMENT PLAN - TECHNOLOGY - AREA I	Phase: FINAL BID DOCUMENTS	Project Title: EHRM INFRASTRUCTURE UPGRADES - MILWAUKEE, WI	Project Number: 695-21-700
			Building Number: 111
Approved:	Sprinklered: FULLY SPRINKLERED	Location: 5000 W. NATIONAL AVENUE MILWAUKEE, WI	Drawing Number: 111-TN1100I
		Issue Date: SEPTEMBER 05, 2025 / Checked: PHINIE / Drawn: MAIBEJ	

VA FORM 08 - 6231

Autodesk Docs://OCFM East - Milwaukee EHRM (R24)/T24_18004375.03_VA MilwEHRM_C.rvt

9/3/2025 4:01:41 PM

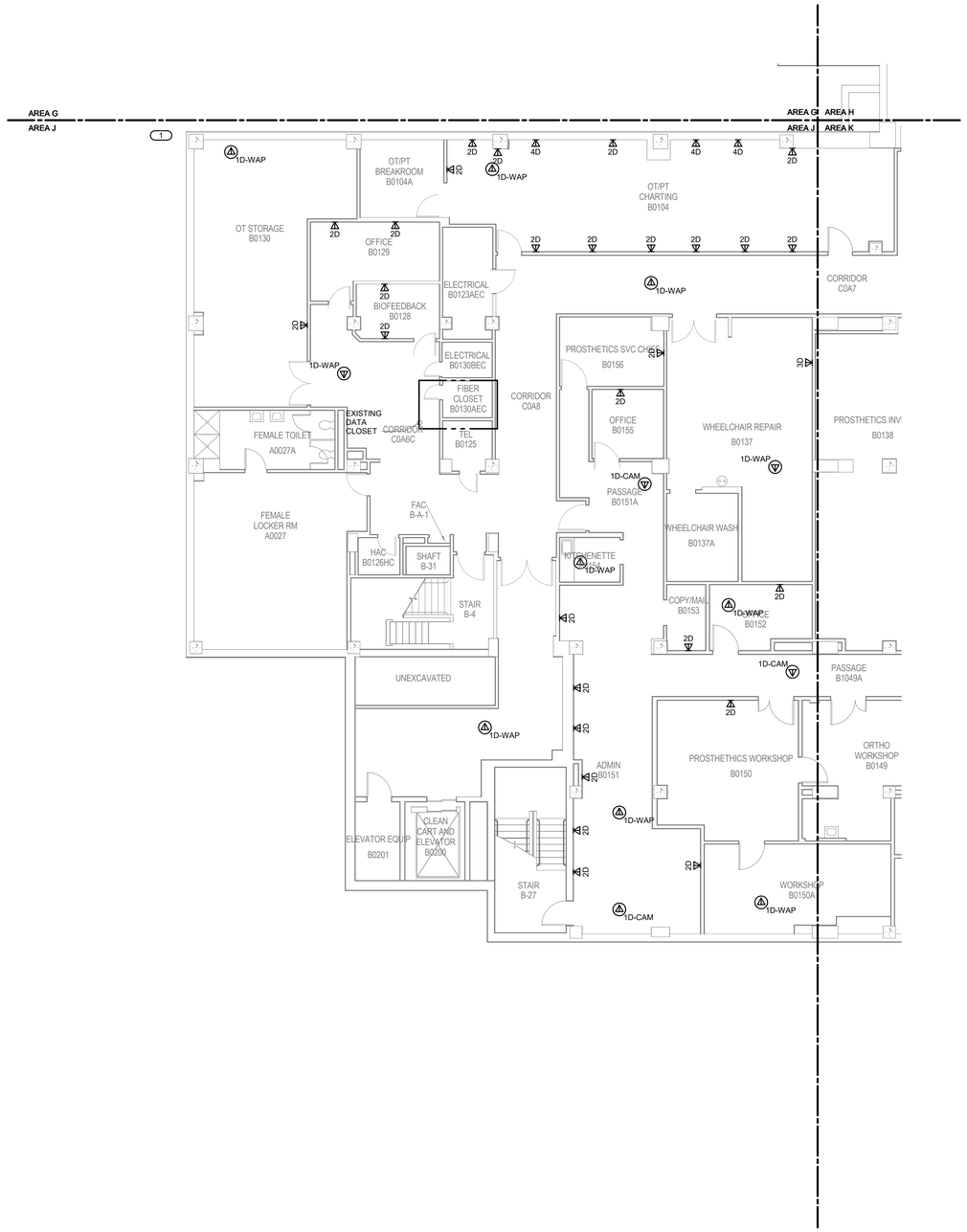

1 **BUILDING 111 BASEMENT PLAN - TECHNOLOGY - AREA J**
1/8" = 1'-0"

GENERAL NOTES:

1. REFER TO 1/TN400 FOR TECHNOLOGY ROUGH IN DETAIL.
2. ALL NETWORK CABLES ON THIS SHEET SHALL TERMINATE IN TR-111-B0423.
3. CONTRACTOR TO PROVIDE NEW J-HOOK ROUTES FOR ALL NEW CABLING. J-HOOK SIZE AND QUANTITY TO BE PER MANUFACTURER RECOMMENDATIONS.
4. REFER TO TN500-TN509 FOR RISER DIAGRAMS.
5. REFER TO SHEET TN402 FOR PENETRATION DETAILS.
6. THESE DRAWINGS MAKE THE BEST ATTEMPT TO IDENTIFY EXISTING DATA DROPS/WORK AREA OUTLETS. AS LONG AS THE TOTAL NEWLY INSTALLED DATA DROP COUNT DOES NOT VARY +/- 10% IDENTIFIED ON THESE DRAWINGS, THE CONTRACTOR'S SCOPE SHALL BE UNCHANGED.
7. NEW WORK AREA OUTLETS SHALL BE LOCATED IN EXISTING BOXES. WORK AREA OUTLETS SHOWN ON THIS SHEET MAY NOT BE IN THE EXACT LOCATION AS IDENTIFIED.
8. CONTRACTOR TO INCLUDE AN ALLOWANCE FOR 10% ADDITIONAL 2-PORTS CAT6A INFORMATION OUTLETS IN THEIR PROPOSAL FOR THIS SHEET. FUTURE INFORMATION OUTLET LOCATIONS WILL BE DETERMINED BY THE VA AT A LATER DATE.

KEYNOTES: (#)

1. CAT 6A CABLING TO ALL INFORMATION OUTLETS ON THIS SIDE OF THE MATCH LINE, A WING, SHALL BE SHIELDED CABLE.

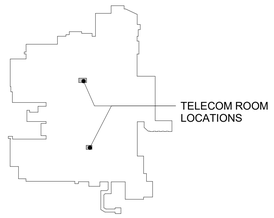

KEY PLAN - BLDG 111
NTS

TRUE NORTH
PLAN NORTH

35% SCHEMATIC DESIGN SUBMISSION	5.17.21
65% DESIGN DEVELOPMENT SUBMISSION	6.15.21
65% DESIGN DEVELOPMENT RESUBMISSION	8.25.21
Revisions:	Date:

CONSULTANT

IMEG
The FUTURE. Built Smarter. www.imegcorp.com
15 SUNNEN DRIVE
SUITE 104
ST. LOUIS, MO 63143
P: 314.645.1132 F: 314.645.1173
PROJECT #18004375.03

ARCHITECT/ENGINEER OF RECORD

Romanyk Consulting
Focusing on what matters
Romanyk Consulting Corp. www.romanykconsulting.com
3308 Preston Road, Suite 350-164, Plano, Texas 75093

STAMP

REGISTERED COMMUNICATIONS DISTRIBUTION DESIGNER
Bicsi
DAVID LARSON
BICSI ID # 105098
Expires 12-31-25
RCDD

Office of Construction and Facilities Management
VA U.S. Department of Veterans Affairs

Drawing Title: BUILDING 111 BASEMENT PLAN - TECHNOLOGY - AREA J	Phase: FINAL BID DOCUMENTS	Project Title: EHRM INFRASTRUCTURE UPGRADES - MILWAUKEE, WI	Project Number: 695-21-700
Approved:	Sprinklered: FULLY SPRINKLERED	Location: 5000 W. NATIONAL AVENUE MILWAUKEE, WI	Building Number: 111
		Issue Date: SEPTEMBER 05, 2025 / Checked: PHINIE / Drawn: MAIBEJ	Drawing Number: 111-TN1100J

VA FORM 08 - 6231

Autodesk Docs://OCFM East - Milwaukee EHRM (R24)/T24_18004375.03_VA MilwEHRM_C.rvt
9/3/2025 4:01:43 PM

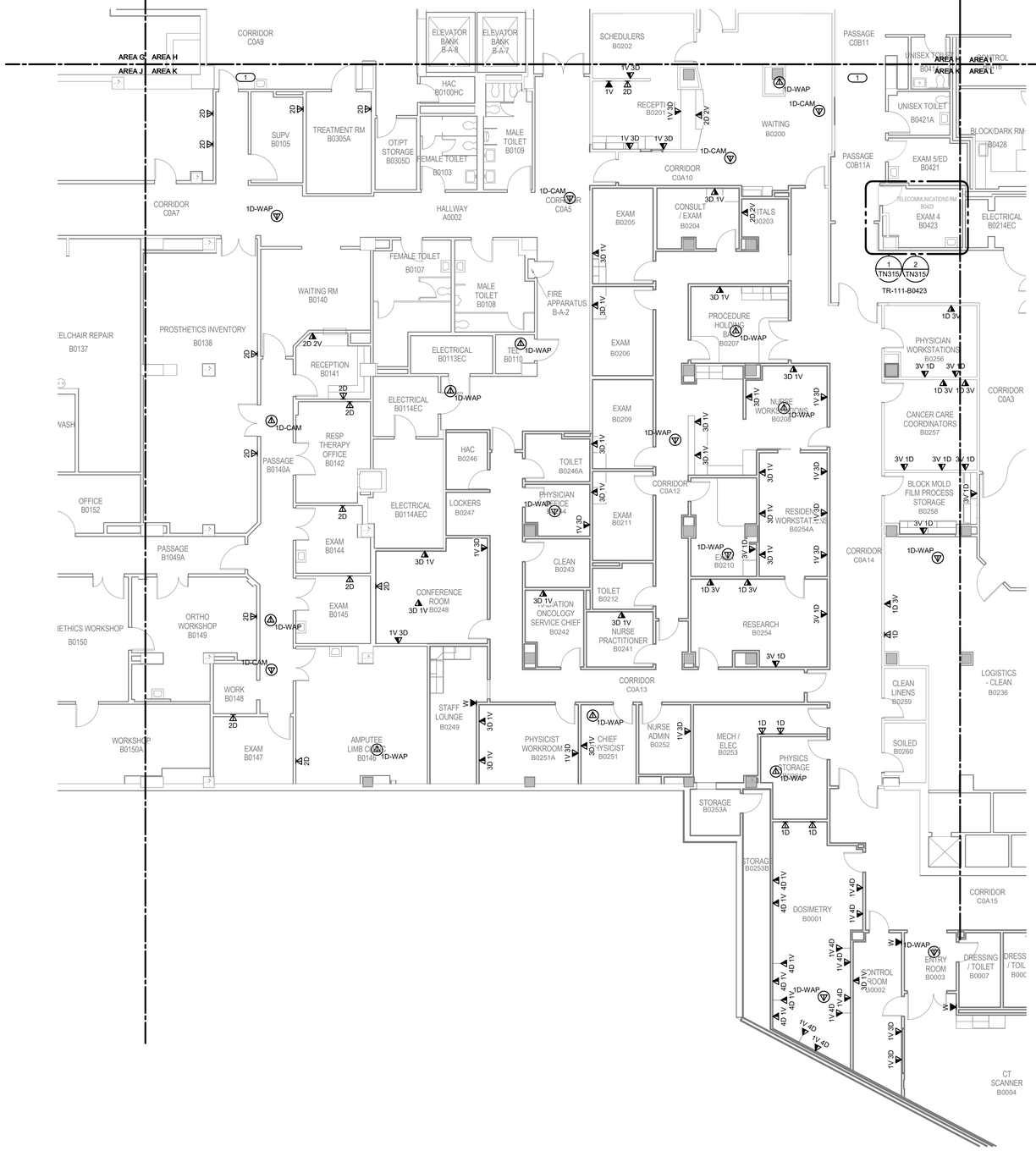

1 **BUILDING 111 BASEMENT PLAN - TECHNOLOGY - AREA K**
1/8" = 1'-0"

GENERAL NOTES:

1. REFER TO 1/TN400 FOR TECHNOLOGY ROUGH IN DETAIL.
2. ALL NETWORK CABLES ON THIS SHEET SHALL TERMINATE IN TR-111-B0423.
3. CONTRACTOR TO PROVIDE NEW J-HOOK ROUTES FOR ALL NEW CABLING. J-HOOK SIZE AND QUANTITY TO BE PER MANUFACTURER RECOMMENDATIONS.
4. REFER TO TN500-TN509 FOR RISER DIAGRAMS.
5. REFER TO SHEET TN402 FOR PENETRATION DETAILS.
6. THESE DRAWINGS MAKE THE BEST ATTEMPT TO IDENTIFY EXISTING DATA DROPS/WORK AREA OUTLETS. AS LONG AS THE TOTAL NEWLY INSTALLED DATA DROP COUNT DOES NOT VARY +/- 10% IDENTIFIED ON THESE DRAWINGS, THE CONTRACTOR'S SCOPE SHALL BE UNCHANGED.
7. NEW WORK AREA OUTLETS SHALL BE LOCATED IN EXISTING BOXES. WORK AREA OUTLETS SHOWN ON THIS SHEET MAY NOT BE IN THE EXACT LOCATION AS IDENTIFIED.
8. CONTRACTOR TO INCLUDE AN ALLOWANCE FOR 10% ADDITIONAL 2-PORTS CAT6A INFORMATION OUTLETS IN THEIR PROPOSAL FOR THIS SHEET. FUTURE INFORMATION OUTLET LOCATIONS WILL BE DETERMINED BY THE VA AT A LATER DATE.

KEYNOTES: (#)

1. CAT 6A CABLING TO ALL INFORMATION OUTLETS ON THIS SIDE OF THE MATCH LINE, A WING, SHALL BE SHIELDED CABLE.

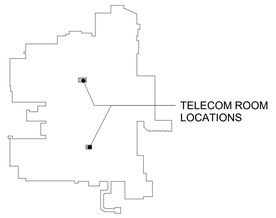

KEY PLAN - BLDG 111
NTS

TRUE NORTH
PLAN NORTH

35% SCHEMATIC DESIGN SUBMISSION	5.17.21
65% DESIGN DEVELOPMENT SUBMISSION	6.15.21
65% DESIGN DEVELOPMENT RESUBMISSION	8.25.21
Revisions:	Date:

CONSULTANT

IMEG
The FUTURE Built Smarter www.imegcorp.com
15 SUNNEN DRIVE
SUITE 104
ST. LOUIS, MO 63143
P: 314.645.1132 F: 314.645.1173
PROJECT #18004375.03

ARCHITECT/ENGINEER OF RECORD

Romanyk Consulting
Focusing on what matters
Romanyk Consulting Corp. www.romanykconsulting.com
3308 Preston Road, Suite 350-164, Plano, Texas 75093

STAMP

REGISTERED COMMUNICATIONS DISTRIBUTION DESIGNER
Bicsi
DAVID LARSON
BICSI ID # 106098
Expires 12-31-25
RCDD

Office of Construction and Facilities Management
VA U.S. Department of Veterans Affairs

Drawing Title: BUILDING 111 BASEMENT PLAN - TECHNOLOGY - AREA K	Phase: FINAL BID DOCUMENTS	Project Title: EHRM INFRASTRUCTURE UPGRADES - MILWAUKEE, WI	Project Number: 695-21-700
Approved:	Sprinklered: FULLY SPRINKLERED	Location: 5000 W. NATIONAL AVENUE MILWAUKEE, WI	Building Number: 111
		Issue Date: SEPTEMBER 05, 2025 / Checked: PHINIE / Drawn: MAIBEJ	Drawing Number: 111-TN1100K

VA FORM 08 - 6231

Autodesk Docs://OCFM East - Milwaukee EHRM (R24)/T24_18004375.03_VA MilwEHRM_C.rvt
9/3/2025 4:01:44 PM

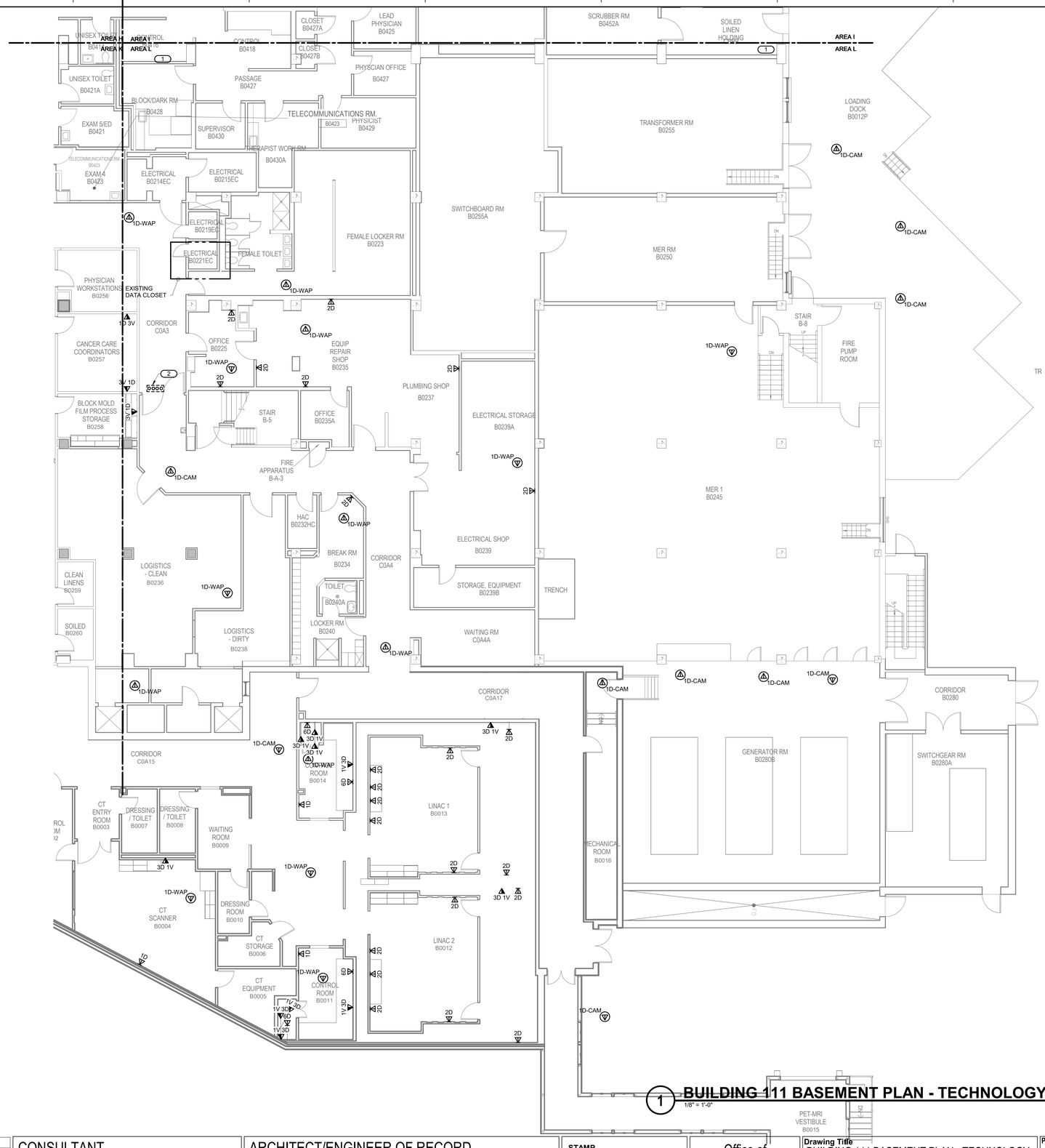

1 BUILDING 111 BASEMENT PLAN - TECHNOLOGY - AREA L

1/8" = 1'-0"

GENERAL NOTES:

1. REFER TO 1/TN400 FOR TECHNOLOGY ROUGH IN DETAIL.
2. ALL NETWORK CABLES ON THIS SHEET SHALL TERMINATE IN TR-111-B0423.
3. CONTRACTOR TO PROVIDE NEW J-HOOK ROUTES FOR ALL NEW CABLING. J-HOOK SIZE AND QUANTITY TO BE PER MANUFACTURER RECOMMENDATIONS.
4. REFER TO TN500-TN509 FOR RISER DIAGRAMS.
5. REFER TO SHEET TN402 FOR PENETRATION DETAILS.
6. THESE DRAWINGS MAKE THE BEST ATTEMPT TO IDENTIFY EXISTING DATA DROPS/WORK AREA OUTLETS. AS LONG AS THE TOTAL NEWLY INSTALLED DATA DROP COUNT DOES NOT VARY +/- 10% IDENTIFIED ON THESE DRAWINGS, THE CONTRACTOR'S SCOPE SHALL BE UNCHANGED.
7. NEW WORK AREA OUTLETS SHALL BE LOCATED IN EXISTING BOXES. WORK AREA OUTLETS SHOWN ON THIS SHEET MAY NOT BE IN THE EXACT LOCATION AS IDENTIFIED.
8. CONTRACTOR TO INCLUDE AN ALLOWANCE FOR 10% ADDITIONAL 2-PORTS CAT6A INFORMATION OUTLETS IN THEIR PROPOSAL FOR THIS SHEET. FUTURE INFORMATION OUTLET LOCATIONS WILL BE DETERMINED BY THE VA AT A LATER DATE.

KEYNOTES: (#)

1. CAT 6A CABLING TO ALL INFORMATION OUTLETS ON THIS SIDE OF THE MATCH LINE. A WING, SHALL BE SHIELDED CABLE.
2. FIRE RATED SLEEVES SHALL BE INSTALLED AT ANY RATED WALL WHERE CABLING MUST PASS THROUGH. COORDINATE WITH ARCHITECTURAL DRAWINGS AND VERIFY EXACT LOCATIONS OF FIRE SEPARATIONS.

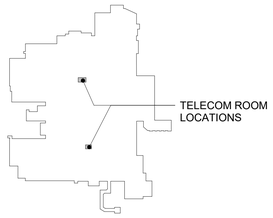

KEY PLAN - BLDG 111
NTS

TRUE NORTH
PLAN NORTH

35% SCHEMATIC DESIGN SUBMISSION	5.17.21
65% DESIGN DEVELOPMENT SUBMISSION	6.15.21
65% DESIGN DEVELOPMENT RESUBMISSION	8.25.21
Revisions:	Date:

CONSULTANT

IMEG
The FUTURE. Built Smarter. www.imegcorp.com
15 SUNNEN DRIVE
SUITE 104
ST. LOUIS, MO 63143
P: 314.645.1132 F: 314.645.1173
PROJECT #18004375.03

ARCHITECT/ENGINEER OF RECORD

Romanyk Consulting
Focusing on what matters
Romanyk Consulting Corp. www.romanykconsulting.com
3308 Preston Road, Suite 350-164, Plano, Texas 75093

STAMP

REGISTERED COMMUNICATIONS DISTRIBUTION DESIGNER
Bicsi
DAVID LARSON
BICSI ID # 106098
Expires 12-31-25
RCDD

Office of Construction and Facilities Management

VA U.S. Department of Veterans Affairs

Drawing Title: BUILDING 111 BASEMENT PLAN - TECHNOLOGY - AREA L

Approved:

Phase: FINAL BID DOCUMENTS

Sprinklered: FULLY SPRINKLERED

Project Title: EHRM INFRASTRUCTURE UPGRADES - MILWAUKEE, WI

Location: 5000 W. NATIONAL AVENUE MILWAUKEE, WI

Issue Date: SEPTEMBER 05, 2025 | Checked: PHINIE | Drawn: MAIBEJ

Project Number: 695-21-700

Building Number: 111

Drawing Number: 111-TN1100L

VA FORM 08 - 6231

Autodesk Docs://OCFM East - Milwaukee EHRM (R24)/T24_18004375.03_VA MilwEHRM_C.rvt

9/3/2025 4:01:46 PM

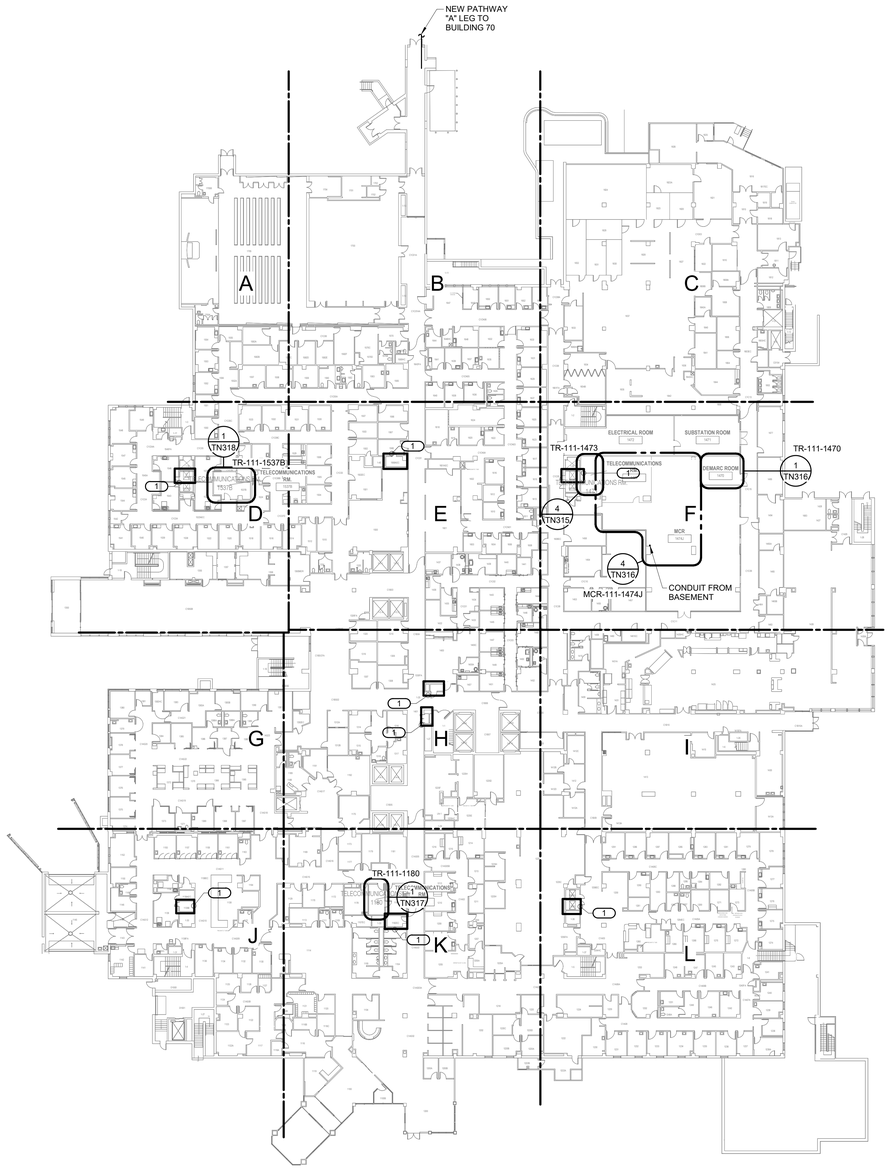

1 BUILDING 111 FIRST FLOOR OVERALL PLAN - TECHNOLOGY

1" = 30'-0"

KEYNOTES: #

1. EXISTING VERTICAL CHASE TO BE USED FOR BACKBONE PATHWAYS. REFER TO NEW WORK PLANS FOR ADDITIONAL INFORMATION.
2. THESE DRAWINGS MAKE THE BEST ATTEMPT TO IDENTIFY EXISTING DATA DROPS/WORK AREA OUTLETS. AS LONG AS THE TOTAL NEWLY INSTALLED DATA DROP COUNT DOES NOT VARY +/- 10% IDENTIFIED ON THESE DRAWINGS, THE CONTRACTOR'S SCOPE SHALL BE UNCHANGED.
3. NEW WORK AREA OUTLETS SHALL BE LOCATED IN EXISTING BOXES. WORK AREA OUTLETS SHOWN ON THIS SHEET MAY NOT BE IN THE EXACT LOCATION AS IDENTIFIED.

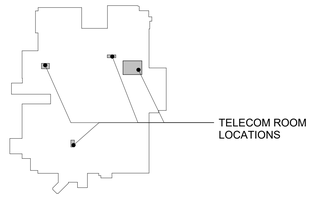

KEY PLAN - BLDG 111

NTS

TRUE NORTH
PLAN NORTH

0' 15' 30' 60'

Graphic Scale : 1" = 30'-0"

Revisions:	Date:
35% SCHEMATIC DESIGN SUBMISSION	5.17.21
65% DESIGN DEVELOPMENT SUBMISSION	6.15.21
65% DESIGN DEVELOPMENT RESUBMISSION	8.25.21

CONSULTANT

IMEG
The FUTURE. Built Smarter www.imegcorp.com
15 SUNNEN DRIVE
SUITE 104
ST. LOUIS, MO 63143
P: 314.645.1132 F: 314.645.1173
PROJECT #18004375.03

ARCHITECT/ENGINEER OF RECORD

Romanyk Consulting
Focusing on what matters
Romanyk Consulting Corp. www.romanykconsulting.com
3308 Preston Road, Suite 350-164, Plano, Texas 75093

STAMP

REGISTERED COMMUNICATIONS DISTRIBUTION DESIGNER
BICSI
DAVID LARSON
BICSI ID # 105098
EXPIRES 12-31-25
RCDD

Office of Construction and Facilities Management

VA U.S. Department of Veterans Affairs

Drawing Title: BUILDING 111 FIRST FLOOR OVERALL PLAN - TECHNOLOGY

Approved:

Phase: FINAL BID DOCUMENTS

Sprinklered: FULLY SPRINKLERED

Project Title: EHRM INFRASTRUCTURE UPGRADES - MILWAUKEE, WI

Location: 5000 W. NATIONAL AVENUE MILWAUKEE, WI

Issue Date: SEPTEMBER 05, 2025 | Checked: PHINIE | Drawn: MAIBEJ

Project Number: 695-21-700

Building Number: 111

Drawing Number: 111-TN1101

VA FORM 08 - 6231

Autodesk Docs://OCFM East - Milwaukee EHRM (R24)/T24_18004375.03_VA MilwEHRM_C.rvt

9/3/2025 4:01:50 PM

GENERAL NOTES:

1. REFER TO 1/TN400 FOR TECHNOLOGY ROUGH IN DETAIL.
2. ALL NETWORK CABLES ON THIS SHEET SHALL TERMINATE IN TR-111-1537B.
3. CONTRACTOR TO PROVIDE NEW J-HOOK ROUTES FOR ALL NEW CABLING. J-HOOK SIZE AND QUANTITY TO BE PER MANUFACTURER RECOMMENDATIONS.
4. REFER TO TN500-TN509 FOR RISER DIAGRAMS.
5. REFER TO SHEET TN402 FOR PENETRATION DETAILS.
6. THESE DRAWINGS MAKE THE BEST ATTEMPT TO IDENTIFY EXISTING DATA DROPS/WORK AREA OUTLETS. AS LONG AS THE TOTAL NEWLY INSTALLED DATA DROP COUNT DOES NOT VARY +/- 10% IDENTIFIED ON THESE DRAWINGS, THE CONTRACTOR'S SCOPE SHALL BE UNCHANGED.
7. NEW WORK AREA OUTLETS SHALL BE LOCATED IN EXISTING BOXES. WORK AREA OUTLETS SHOWN ON THIS SHEET MAY NOT BE IN THE EXACT LOCATION AS IDENTIFIED.
8. CONTRACTOR TO INCLUDE AN ALLOWANCE FOR 10% ADDITIONAL 2-PORTS CAT6A INFORMATION OUTLETS IN THEIR PROPOSAL FOR THIS SHEET. FUTURE INFORMATION OUTLET LOCATIONS WILL BE DETERMINED BY THE VA AT A LATER DATE.

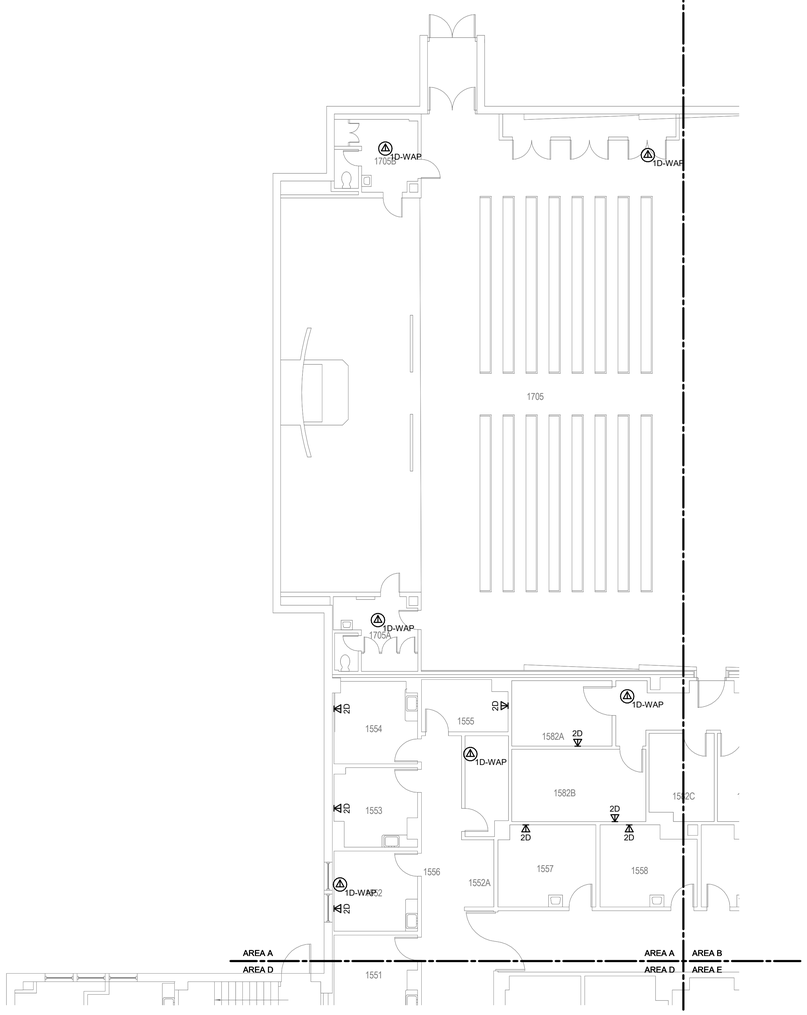

1 **BUILDING 111 FIRST FLOOR PLAN - TECHNOLOGY - AREA A**
1/8" = 1'-0"

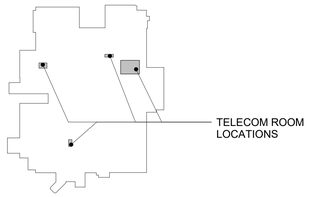

KEY PLAN - BLDG 111
NTS

TRUE NORTH
PLAN NORTH

Revisions:	Date:
35% SCHEMATIC DESIGN SUBMISSION	5.17.21
65% DESIGN DEVELOPMENT SUBMISSION	6.15.21
65% DESIGN DEVELOPMENT RESUBMISSION	8.25.21

CONSULTANT

IMEG
The FUTURE. Built Smarter. www.imegcorp.com
15 SUNNEN DRIVE
SUITE 104
ST. LOUIS, MO 63143
P: 314.645.1132 F: 314.645.1173
PROJECT #180043750.03

ARCHITECT/ENGINEER OF RECORD

Romanyk Consulting
Focusing on what matters
Romanyk Consulting Corp. www.romanykconsulting.com
3308 Preston Road, Suite 350-164, Plano, Texas 75093

STAMP

REGISTERED COMMUNICATIONS DISTRIBUTION DESIGNER
Bicsi
DAVID LARSON
BICSI ID # 106098
Expires 12-31-25
RCDD

Office of Construction and Facilities Management

VA U.S. Department of Veterans Affairs

Drawing Title BUILDING 111 FIRST FLOOR PLAN - TECHNOLOGY - AREA A	**Phase** FINAL BID DOCUMENTS	**Project Title** EHRM INFRASTRUCTURE UPGRADES - MILWAUKEE, WI	**Project Number** 695-21-700
Approved:	**Sprinklered** FULLY SPRINKLERED	**Location** 5000 W. NATIONAL AVENUE MILWAUKEE, WI	**Building Number** 111
		Issue Date SEPTEMBER 05, 2025 / **Checked** PHINIE / **Drawn** MAIBEJ	**Drawing Number** 111-TN1101A

VA FORM 08 - 6231

Autodesk Docs://OCFM East - Milwaukee EHRM (R24)/T24_180043750.03_VA MilwEHRM_C.rvt
9/3/2025 4:01:52 PM

GENERAL NOTES:

1. REFER TO 1/TN400 FOR TECHNOLOGY ROUGH IN DETAIL.
2. ALL NETWORK CABLES ON THIS SHEET SHALL TERMINATE IN TR-111-1473.
3. CONTRACTOR TO PROVIDE NEW J-HOOK ROUTES FOR ALL NEW CABLING. J-HOOK SIZE AND QUANTITY TO BE PER MANUFACTURER RECOMMENDATIONS.
4. REFER TO TN500-TN509 FOR RISER DIAGRAMS.
5. REFER TO SHEET TN402 FOR PENETRATION DETAILS.
6. THESE DRAWINGS MAKE THE BEST ATTEMPT TO IDENTIFY EXISTING DATA DROPS/WORK AREA OUTLETS. AS LONG AS THE TOTAL NEWLY INSTALLED DATA DROP COUNT DOES NOT VARY +/- 10% IDENTIFIED ON THESE DRAWINGS, THE CONTRACTOR'S SCOPE SHALL BE UNCHANGED.
7. NEW WORK AREA OUTLETS SHALL BE LOCATED IN EXISTING BOXES. WORK AREA OUTLETS SHOWN ON THIS SHEET MAY NOT BE IN THE EXACT LOCATION AS IDENTIFIED.
8. CONTRACTOR TO INCLUDE AN ALLOWANCE FOR 10% ADDITIONAL 2-PORTS CAT6A INFORMATION OUTLETS IN THEIR PROPOSAL FOR THIS SHEET. FUTURE INFORMATION OUTLET LOCATIONS WILL BE DETERMINED BY THE VA AT A LATER DATE.

KEYNOTES: (#)

1. FIRE RATED SLEEVES SHALL BE INSTALLED AT ANY RATED WALL WHERE CABLING MUST PASS THROUGH. COORDINATE WITH ARCHITECTURAL DRAWINGS AND VERIFY EXACT LOCATIONS OF FIRE SEPARATIONS.

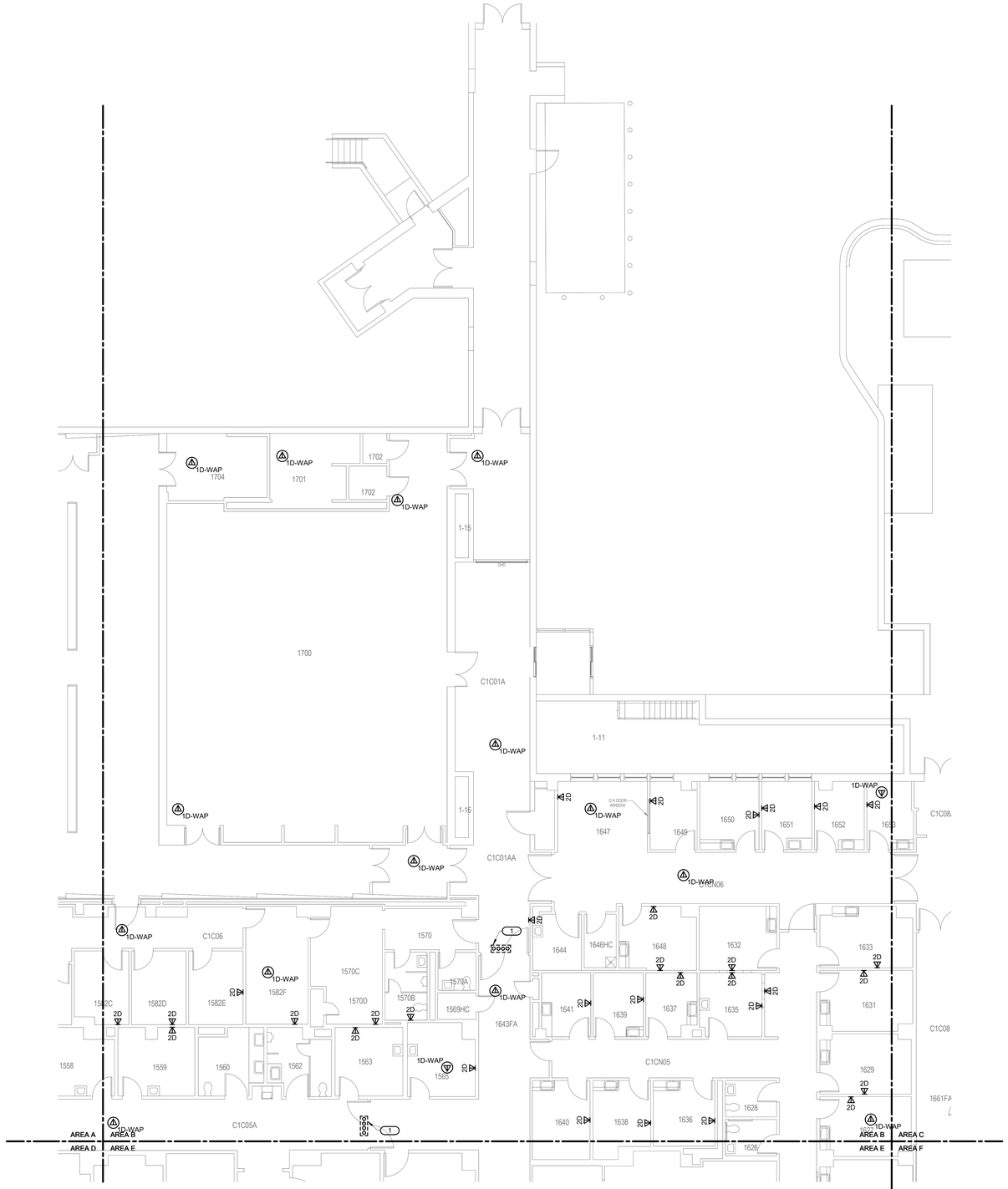

1 BUILDING 111 FIRST FLOOR PLAN - TECHNOLOGY - AREA B

1/8" = 1'-0"

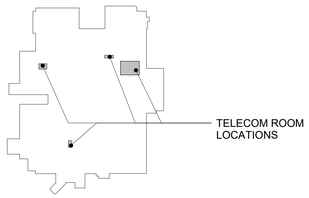

KEY PLAN - BLDG 111

NTS

TRUE NORTH
PLAN NORTH

Revisions:	Date:
35% SCHEMATIC DESIGN SUBMISSION	5.17.21
65% DESIGN DEVELOPMENT SUBMISSION	6.15.21
65% DESIGN DEVELOPMENT RESUBMISSION	8.25.21

CONSULTANT

IMEG
The FUTURE. Built Smarter www.imegcorp.com
15 SUNNEN DRIVE
SUITE 104
ST. LOUIS, MO 63143
P: 314.645.1132 F: 314.645.1173
PROJECT #18004375.03

ARCHITECT/ENGINEER OF RECORD

Romanyk Consulting
Focusing on what matters
Romanyk Consulting Corp. www.romanykconsulting.com
3308 Preston Road, Suite 350-164, Plano, Texas 75093

STAMP

REGISTERED COMMUNICATIONS DISTRIBUTION DESIGNER
Bicsi
DAVID LARSON
BICSI ID # 106098
EXPIRES 12-31-25
RCDD

Office of Construction and Facilities Management

VA U.S. Department of Veterans Affairs

Drawing Title	BUILDING 111 FIRST FLOOR PLAN - TECHNOLOGY - AREA B
Approved:	
Phase	FINAL BID DOCUMENTS
Sprinklered	FULLY SPRINKLERED
Project Title	EHRM INFRASTRUCTURE UPGRADES - MILWAUKEE, WI
Location	5000 W. NATIONAL AVENUE MILWAUKEE, WI
Issue Date	SEPTEMBER 05, 2025
Checked	PHINIE
Drawn	MAIBEJ
Project Number	695-21-700
Building Number	111
Drawing Number	111-TN1101B

VA FORM 08 - 6231

Autodesk Docs://OCFM East - Milwaukee EHRM (R24)/T24_18004375.03_VA MilwEHRM_C.rvt

9/3/2025 4:01:53 PM

GENERAL NOTES:

1. REFER TO 1/TN400 FOR TECHNOLOGY ROUGH IN DETAIL.
2. ALL NETWORK CABLES ON THIS SHEET SHALL TERMINATE IN TR-111-1473.
3. CONTRACTOR TO PROVIDE NEW J-HOOK ROUTES FOR ALL NEW CABLING. J-HOOK SIZE AND QUANTITY TO BE PER MANUFACTURER RECOMMENDATIONS.
4. REFER TO TN500-TN509 FOR RISER DIAGRAMS.
5. REFER TO SHEET TN402 FOR PENETRATION DETAILS.
6. THESE DRAWINGS MAKE THE BEST ATTEMPT TO IDENTIFY EXISTING DATA DROPS/WORK AREA OUTLETS. AS LONG AS THE TOTAL NEWLY INSTALLED DATA DROP COUNT DOES NOT VARY +/- 10% IDENTIFIED ON THESE DRAWINGS, THE CONTRACTOR'S SCOPE SHALL BE UNCHANGED.
7. NEW WORK AREA OUTLETS SHALL BE LOCATED IN EXISTING BOXES. WORK AREA OUTLETS SHOWN ON THIS SHEET MAY NOT BE IN THE EXACT LOCATION AS IDENTIFIED.
8. CONTRACTOR TO INCLUDE AN ALLOWANCE FOR 10% ADDITIONAL 2-PORTS CAT6A INFORMATION OUTLETS IN THEIR PROPOSAL FOR THIS SHEET. FUTURE INFORMATION OUTLET LOCATIONS WILL BE DETERMINED BY THE VA AT A LATER DATE.

KEYNOTES: (#)

1. FIRE RATED SLEEVES SHALL BE INSTALLED AT ANY RATED WALL WHERE CABLING MUST PASS THROUGH. COORDINATE WITH ARCHITECTURAL DRAWINGS AND VERIFY EXACT LOCATIONS OF FIRE SEPARATIONS.

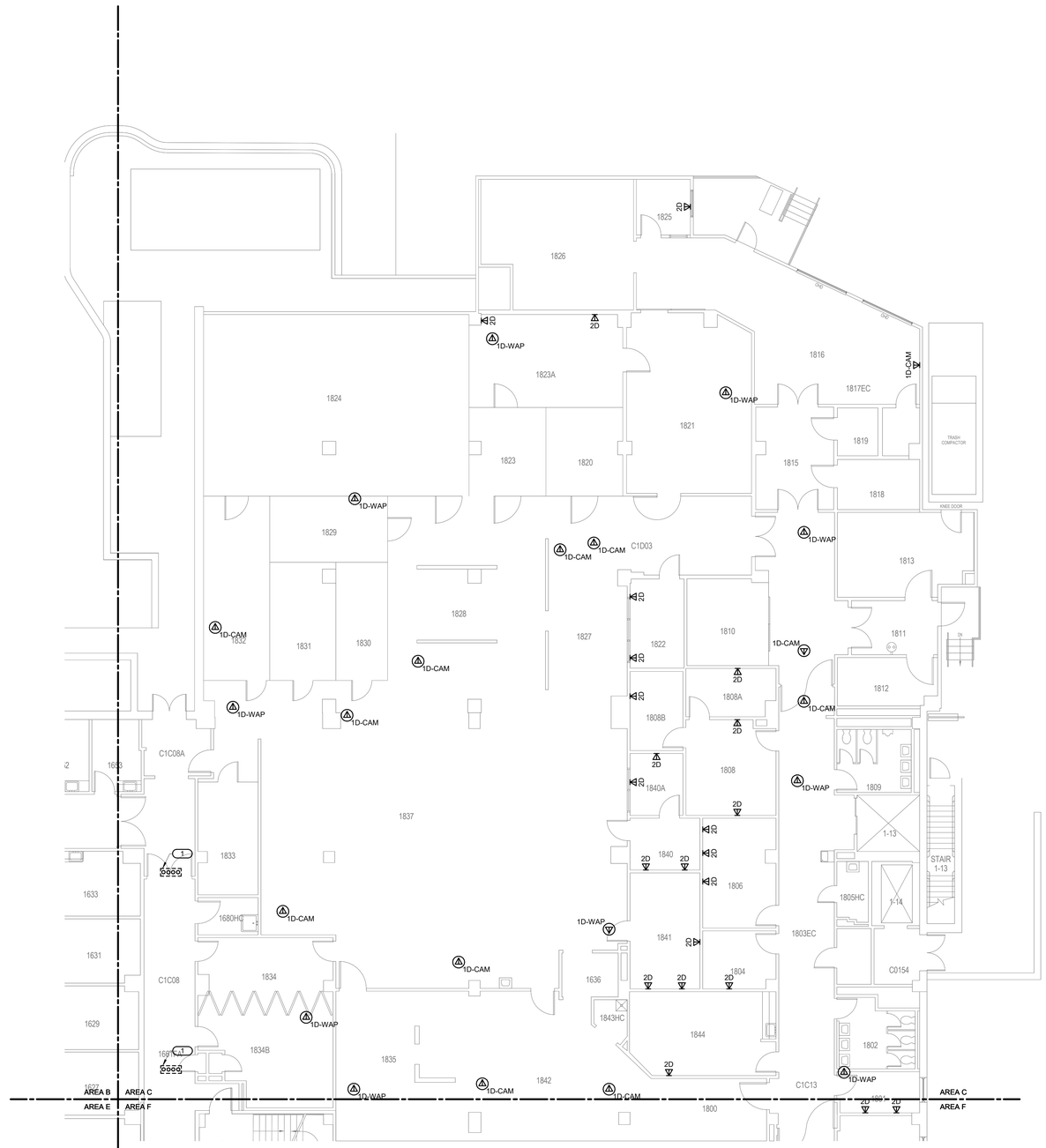

1 BUILDING 111 FIRST FLOOR PLAN - TECHNOLOGY - AREA C
1/8" = 1'-0"

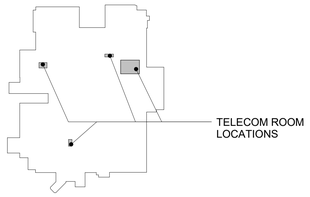

KEY PLAN - BLDG 111
NTS

TRUE NORTH
PLAN NORTH

Revisions:	Date:
35% SCHEMATIC DESIGN SUBMISSION	5.17.21
65% DESIGN DEVELOPMENT SUBMISSION	6.15.21
65% DESIGN DEVELOPMENT RESUBMISSION	8.25.21

CONSULTANT

IMEG
The FUTURE. Built Smarter www.imegcorp.com
15 SUNNEN DRIVE
SUITE 104
ST. LOUIS, MO 63143
P: 314.645.1132 F: 314.645.1173
PROJECT #18004375.03

ARCHITECT/ENGINEER OF RECORD

Romanyk Consulting
Focusing on what matters
Romanyk Consulting Corp. www.romanykconsulting.com
3308 Preston Road, Suite 350-164, Plano, Texas 75093

STAMP

REGISTERED COMMUNICATIONS DISTRIBUTION DESIGNER
BICSI
DAVID LARSON
BICSI ID # 105098
Expires 12-31-25
RCDD

Office of Construction and Facilities Management
VA U.S. Department of Veterans Affairs

Drawing Title: BUILDING 111 FIRST FLOOR PLAN - TECHNOLOGY - AREA C

Approved:

Phase: FINAL BID DOCUMENTS

Sprinklered: FULLY SPRINKLERED

Project Title: EHRM INFRASTRUCTURE UPGRADES - MILWAUKEE, WI

Location: 5000 W. NATIONAL AVENUE MILWAUKEE, WI

Issue Date: SEPTEMBER 05, 2025 | Checked: PHINIE | Drawn: MAIBEJ

Project Number: 695-21-700

Building Number: 111

Drawing Number: 111-TN1101C

VA FORM 08 - 6231

Autodesk Docs://OCFM East - Milwaukee EHRM (R24)/T24_18004375.03_VA MilwEHRM_C.rvt

9/3/2025 4:01:54 PM

GENERAL NOTES:

1. REFER TO 1/TN400 FOR TECHNOLOGY ROUGH IN DETAIL.
2. ALL NETWORK CABLES ON THIS SHEET SHALL TERMINATE IN TR-111-1537B.
3. CONTRACTOR TO PROVIDE NEW J-HOOK ROUTES FOR ALL NEW CABLING. J-HOOK SIZE AND QUANTITY TO BE PER MANUFACTURER RECOMMENDATIONS.
4. REFER TO TN500-TN509 FOR RISER DIAGRAMS.
5. REFER TO SHEET TN402 FOR PENETRATION DETAILS.
6. THESE DRAWINGS MAKE THE BEST ATTEMPT TO IDENTIFY EXISTING DATA DROPS/WORK AREA OUTLETS. AS LONG AS THE TOTAL NEWLY INSTALLED DATA DROP COUNT DOES NOT VARY +/- 10% IDENTIFIED ON THESE DRAWINGS, THE CONTRACTOR'S SCOPE SHALL BE UNCHANGED.
7. NEW WORK AREA OUTLETS SHALL BE LOCATED IN EXISTING BOXES. WORK AREA OUTLETS SHOWN ON THIS SHEET MAY NOT BE IN THE EXACT LOCATION AS IDENTIFIED.
8. CONTRACTOR TO INCLUDE AN ALLOWANCE FOR 10% ADDITIONAL 2-PORTS CAT6A INFORMATION OUTLETS IN THEIR PROPOSAL FOR THIS SHEET. FUTURE INFORMATION OUTLET LOCATIONS WILL BE DETERMINED BY THE VA AT A LATER DATE.

KEYNOTES: (#)

1. FIRE RATED SLEEVES SHALL BE INSTALLED AT ANY RATED WALL WHERE CABLING MUST PASS THROUGH. COORDINATE WITH ARCHITECTURAL DRAWINGS AND VERIFY EXACT LOCATIONS OF FIRE SEPARATIONS.

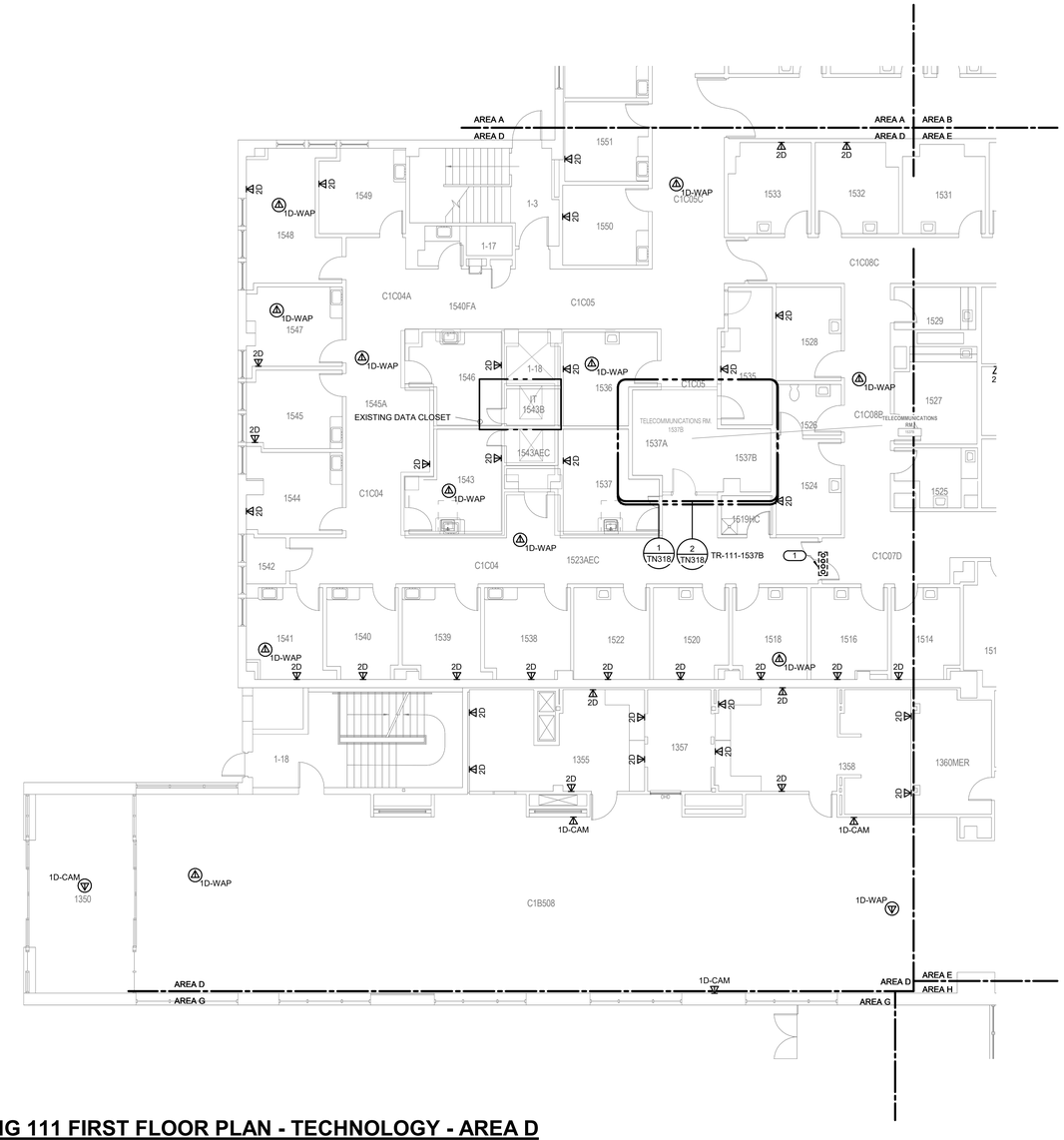

1 BUILDING 111 FIRST FLOOR PLAN - TECHNOLOGY - AREA D
1/8" = 1'-0"

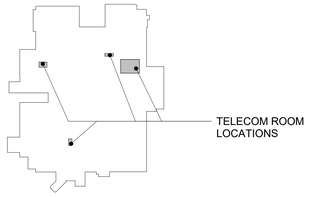

KEY PLAN - BLDG 111
NTS

TRUE NORTH
PLAN NORTH

35% SCHEMATIC DESIGN SUBMISSION	5.17.21
65% DESIGN DEVELOPMENT SUBMISSION	6.15.21
65% DESIGN DEVELOPMENT RESUBMISSION	8.25.21
Revisions:	Date:

CONSULTANT

IMEG
The FUTURE Built Smarter www.imegcorp.com
15 SUNNEN DRIVE
SUITE 104
ST. LOUIS, MO 63143
P: 314.645.1132 F: 314.645.1173
PROJECT #18004375.03

ARCHITECT/ENGINEER OF RECORD

Romanyk Consulting
Focusing on what matters
Romanyk Consulting Corp. www.romanykconsulting.com
3308 Preston Road, Suite 350-164, Plano, Texas 75093

STAMP

REGISTERED COMMUNICATIONS DISTRIBUTION DESIGNER
Bicsi
DAVID LARSON
BICSI ID # 106098
EXPIRES 12-31-25
RCDD

Office of Construction and Facilities Management

VA U.S. Department of Veterans Affairs

Drawing Title: BUILDING 111 FIRST FLOOR PLAN - TECHNOLOGY - AREA D	Phase: FINAL BID DOCUMENTS	Project Title: EHRM INFRASTRUCTURE UPGRADES - MILWAUKEE, WI	Project Number: 695-21-700
			Building Number: 111
Approved:	Sprinklered: FULLY SPRINKLERED	Location: 5000 W. NATIONAL AVENUE MILWAUKEE, WI	Drawing Number: 111-TN1101D
		Issue Date: SEPTEMBER 05, 2025 / Checked: PHINIE / Drawn: MAIBEJ	

VA FORM 08 - 6231

Autodesk Docs://OCFM East - Milwaukee EHRM (R24)/T24_18004375.03_VA MilwEHRM_C.rvt

9/3/2025 4:01:56 PM

GENERAL NOTES:

1. REFER TO 1/TN400 FOR TECHNOLOGY ROUGH IN DETAIL.
2. ALL NETWORK CABLES ON THIS SHEET SHALL TERMINATE IN TR-111-1473.
3. CONTRACTOR TO PROVIDE NEW J-HOOK ROUTES FOR ALL NEW CABLING. J-HOOK SIZE AND QUANTITY TO BE PER MANUFACTURER RECOMMENDATIONS.
4. REFER TO TN500-TN509 FOR RISER DIAGRAMS.
5. REFER TO SHEET TN402 FOR PENETRATION DETAILS.
6. THESE DRAWINGS MAKE THE BEST ATTEMPT TO IDENTIFY EXISTING DATA DROPS/WORK AREA OUTLETS. AS LONG AS THE TOTAL NEWLY INSTALLED DATA DROP COUNT DOES NOT VARY +/- 10% IDENTIFIED ON THESE DRAWINGS, THE CONTRACTOR'S SCOPE SHALL BE UNCHANGED.
7. NEW WORK AREA OUTLETS SHALL BE LOCATED IN EXISTING BOXES. WORK AREA OUTLETS SHOWN ON THIS SHEET MAY NOT BE IN THE EXACT LOCATION AS IDENTIFIED.
8. CONTRACTOR TO INCLUDE AN ALLOWANCE FOR 10% ADDITIONAL 2-PORTS CAT6A INFORMATION OUTLETS IN THEIR PROPOSAL FOR THIS SHEET. FUTURE INFORMATION OUTLET LOCATIONS WILL BE DETERMINED BY THE VA AT A LATER DATE.

KEYNOTES: (#)

1. FIRE RATED SLEEVES SHALL BE INSTALLED AT ANY RATED WALL WHERE CABLING MUST PASS THROUGH. COORDINATE WITH ARCHITECTURAL DRAWINGS AND VERIFY EXACT LOCATIONS OF FIRE SEPARATIONS.

1 **BUILDING 111 FIRST FLOOR PLAN - TECHNOLOGY - AREA E**
1/8" = 1'-0"

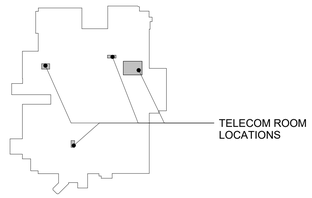

KEY PLAN - BLDG 111
NTS

TRUE NORTH
PLAN NORTH

35% SCHEMATIC DESIGN SUBMISSION	5.17.21
65% DESIGN DEVELOPMENT SUBMISSION	6.15.21
65% DESIGN DEVELOPMENT RESUBMISSION	8.25.21
Revisions:	Date:

CONSULTANT

IMEG
The FUTURE. Built Smarter www.imegcorp.com
15 SUNNEN DRIVE
SUITE 104
ST. LOUIS, MO 63143
P: 314.645.1132 F: 314.645.1173
PROJECT #18004375.03

ARCHITECT/ENGINEER OF RECORD

Romanyk Consulting
Focusing on what matters
Romanyk Consulting Corp. www.romanykconsulting.com
3308 Preston Road, Suite 350-164, Plano, Texas 75093

STAMP

REGISTERED COMMUNICATIONS DISTRIBUTION DESIGNER
Bicsi
DAVID LARSON
BICSI ID # 106098
Expires 12-31-25
RCDD

Office of Construction and Facilities Management

VA U.S. Department of Veterans Affairs

Drawing Title
BUILDING 111 FIRST FLOOR PLAN - TECHNOLOGY - AREA E

Approved:

Phase
FINAL BID DOCUMENTS

Sprinklered
FULLY SPRINKLERED

Project Title
EHRM INFRASTRUCTURE UPGRADES - MILWAUKEE, WI

Location
5000 W. NATIONAL AVENUE MILWAUKEE, WI

Issue Date SEPTEMBER 05, 2025
Checked PHINIE
Drawn MAIBEJ

Project Number 695-21-700
Building Number 111
Drawing Number 111-TN1101E

VA FORM 08 - 6231

Autodesk Docs://OCFM East - Milwaukee EHRM (R24)/T24_18004375.03_VA MilwEHRM_C.rvt
9/3/2025 4:01:58 PM

GENERAL NOTES:

1. REFER TO 1/TN400 FOR TECHNOLOGY ROUGH IN DETAIL.
2. ALL NETWORK CABLES ON THIS SHEET SHALL TERMINATE IN TR-111-1473.
3. CONTRACTOR TO PROVIDE NEW J-HOOK ROUTES FOR ALL NEW CABLING. J-HOOK SIZE AND QUANTITY TO BE PER MANUFACTURER RECOMMENDATIONS.
4. REFER TO TN500-TN509 FOR RISER DIAGRAMS.
5. REFER TO SHEET TN402 FOR PENETRATION DETAILS.
6. THESE DRAWINGS MAKE THE BEST ATTEMPT TO IDENTIFY EXISTING DATA DROPS/WORK AREA OUTLETS. AS LONG AS THE TOTAL NEWLY INSTALLED DATA DROP COUNT DOES NOT VARY +/- 10% IDENTIFIED ON THESE DRAWINGS, THE CONTRACTOR'S SCOPE SHALL BE UNCHANGED.
7. NEW WORK AREA OUTLETS SHALL BE LOCATED IN EXISTING BOXES. WORK AREA OUTLETS SHOWN ON THIS SHEET MAY NOT BE IN THE EXACT LOCATION AS IDENTIFIED.
8. CONTRACTOR TO INCLUDE AN ALLOWANCE FOR 10% ADDITIONAL 2-PORTS CAT6A INFORMATION OUTLETS IN THEIR PROPOSAL FOR THIS SHEET. FUTURE INFORMATION OUTLET LOCATIONS WILL BE DETERMINED BY THE VA AT A LATER DATE.

KEYNOTES: (#)

1. MAIN COMPUTER ROOM (MDF). TWO (2) MDA CABINETS AS PART OF THIS PROJECT. THE REMAINDER OF THE CABINETS AND MCR FIT OUT IS PART OF A SEPARATE PROJECT.
2. PROVIDE CABLE TRAY FOR ROUTING OF NEW BACKBONE FIBER SERVING TRS.
3. MDA ROW.
4. RATED PATHWAY AS PART OF THIS PROJECT.
5. FIRE RATED SLEEVES SHALL BE INSTALLED AT ANY RATED WALL OR FLOOR WHERE CABLING MUST PASS THROUGH. COORDINATE WITH ARCHITECTURAL DRAWINGS AND VERIFY EXACT LOCATIONS OF FIRE SEPARATIONS.

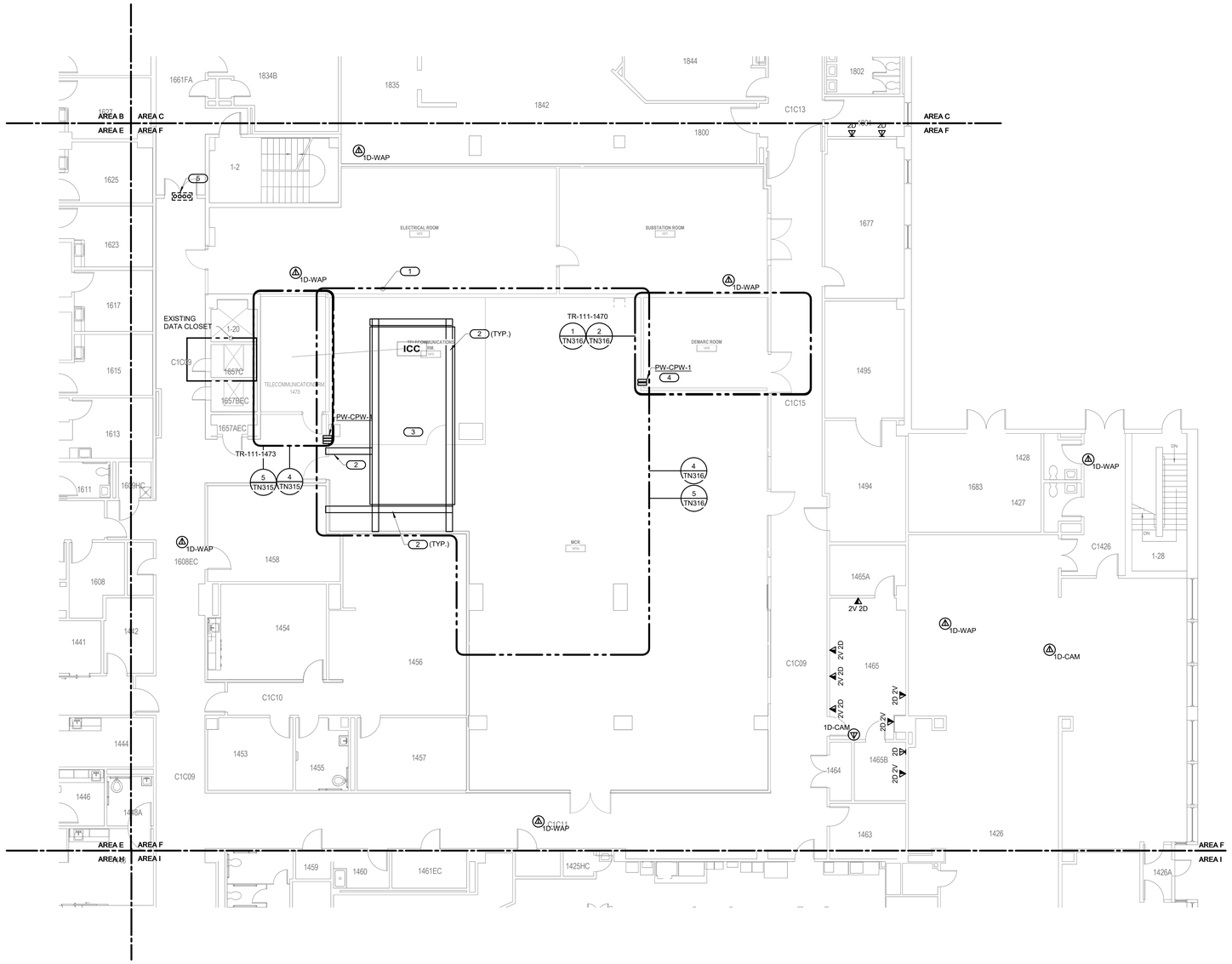

1 BUILDING 111 FIRST FLOOR PLAN - TECHNOLOGY - AREA F

1/8" = 1'-0"

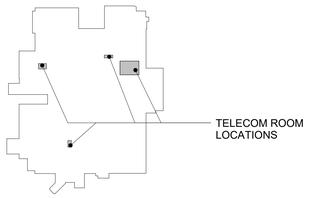

KEY PLAN - BLDG 111

NTS

TRUE NORTH
PLAN NORTH

35% SCHEMATIC DESIGN SUBMISSION	5.17.21
65% DESIGN DEVELOPMENT SUBMISSION	6.15.21
65% DESIGN DEVELOPMENT RESUBMISSION	8.25.21
Revisions:	Date:

CONSULTANT

IMEG
The FUTURE. Built Smarter. www.imegcorp.com
15 SUNNEN DRIVE
SUITE 104
ST. LOUIS, MO 63143
P: 314.645.1132 F: 314.645.1173
PROJECT #180043375.03

ARCHITECT/ENGINEER OF RECORD

Romanyk Consulting
Focusing on what matters
Romanyk Consulting Corp. www.romanykconsulting.com
3308 Preston Road, Suite 350-164, Plano, Texas 75093

STAMP

REGISTERED COMMUNICATIONS DISTRIBUTION DESIGNER
Bicsi
DAVID LARSON
BICSI ID # 106098
Expires 12.30.25
RCDD

Office of Construction and Facilities Management

VA U.S. Department of Veterans Affairs

Drawing Title: BUILDING 111 FIRST FLOOR PLAN - TECHNOLOGY - AREA F	Phase: FINAL BID DOCUMENTS	Project Title: EHRM INFRASTRUCTURE UPGRADES - MILWAUKEE, WI	Project Number: 695-21-700
			Building Number: 111
Approved:	Sprinklered: FULLY SPRINKLERED	Location: 5000 W. NATIONAL AVENUE MILWAUKEE, WI	Drawing Number: 111-TN1101F
		Issue Date: SEPTEMBER 05, 2025 / Checked: PHINIE / Drawn: MAIBEJ	

VA FORM 08 - 6231

9/3/2025 4:02:09 PM

Autodesk Docs://OCFM East - Milwaukee EHRM (R24)/T24_180043375.03_VA MilwEHRM_C.rvt

GENERAL NOTES:

1. REFER TO 1/TN400 FOR TECHNOLOGY ROUGH IN DETAIL.
2. ALL NETWORK CABLES ON THIS SHEET SHALL TERMINATE IN TR-111-1180.
3. CONTRACTOR TO PROVIDE NEW J-HOOK ROUTES FOR ALL NEW CABLING. J-HOOK SIZE AND QUANTITY TO BE PER MANUFACTURER RECOMMENDATIONS.
4. REFER TO TN500-TN509 FOR RISER DIAGRAMS.
5. REFER TO SHEET TN402 FOR PENETRATION DETAILS.
6. THESE DRAWINGS MAKE THE BEST ATTEMPT TO IDENTIFY EXISTING DATA DROPS/WORK AREA OUTLETS. AS LONG AS THE TOTAL NEWLY INSTALLED DATA DROP COUNT DOES NOT VARY +/- 10% IDENTIFIED ON THESE DRAWINGS, THE CONTRACTOR'S SCOPE SHALL BE UNCHANGED.
7. NEW WORK AREA OUTLETS SHALL BE LOCATED IN EXISTING BOXES. WORK AREA OUTLETS SHOWN ON THIS SHEET MAY NOT BE IN THE EXACT LOCATION AS IDENTIFIED.
8. CONTRACTOR TO INCLUDE AN ALLOWANCE FOR 10% ADDITIONAL 2-PORTS CAT6A INFORMATION OUTLETS IN THEIR PROPOSAL FOR THIS SHEET. FUTURE INFORMATION OUTLET LOCATIONS WILL BE DETERMINED BY THE VA AT A LATER DATE.

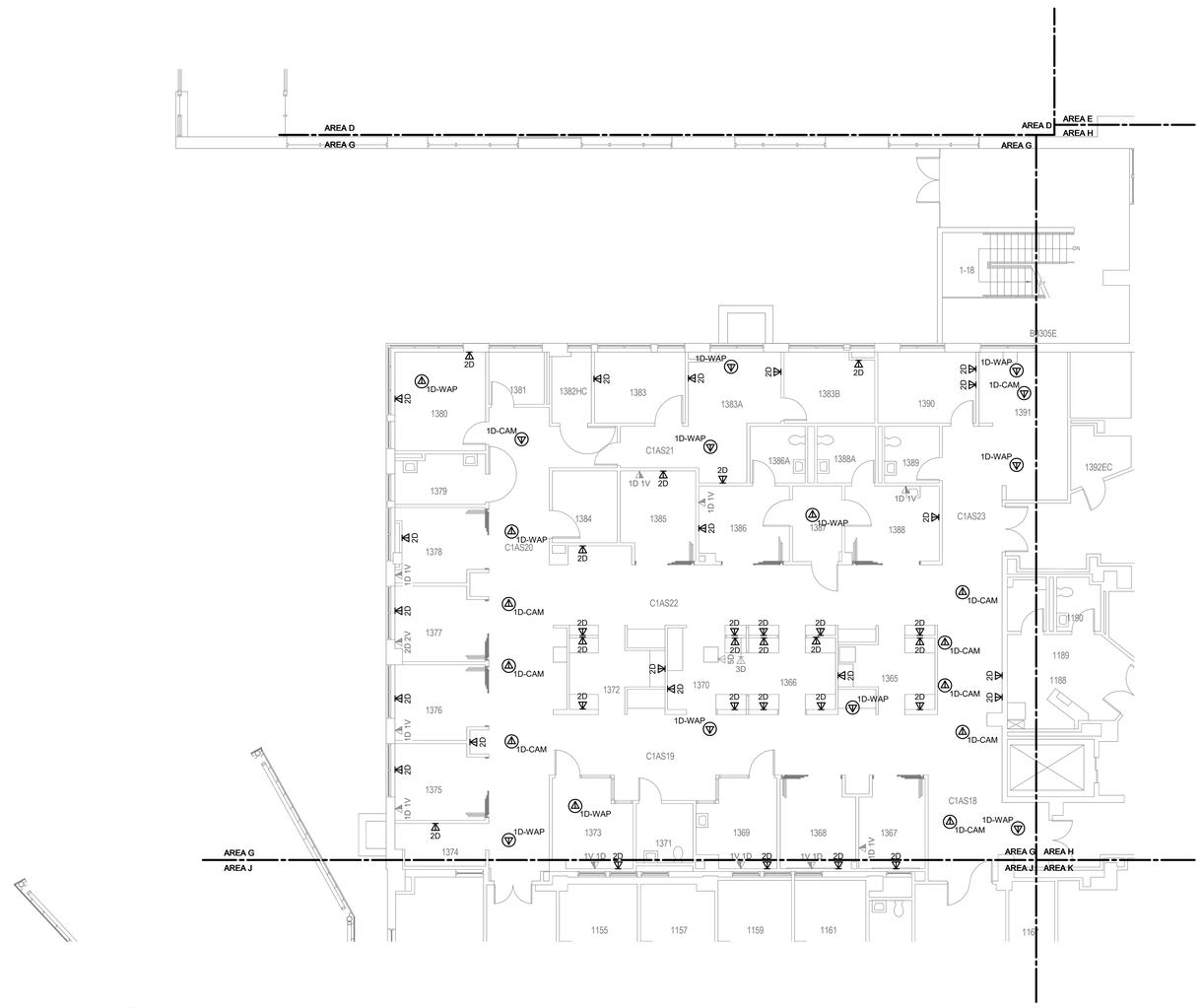

1 BUILDING 111 FIRST FLOOR PLAN - TECHNOLOGY - AREA G

1/8" = 1'-0"

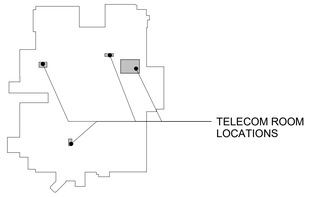

KEY PLAN - BLDG 111

NTS

TRUE NORTH
PLAN NORTH

Revisions:	Date:
35% SCHEMATIC DESIGN SUBMISSION	5.17.21
65% DESIGN DEVELOPMENT SUBMISSION	6.15.21
65% DESIGN DEVELOPMENT RESUBMISSION	8.25.21

CONSULTANT

IMEG
The FUTURE. Built Smarter www.imegcorp.com
15 SUNNEN DRIVE
SUITE 104
ST. LOUIS, MO 63143
P: 314.645.1132 F: 314.645.1173
PROJECT #18004375.03

ARCHITECT/ENGINEER OF RECORD

Romanyk Consulting
Focusing on what matters
Romanyk Consulting Corp. www.romanykconsulting.com
3308 Preston Road, Suite 350-164, Plano, Texas 75093

STAMP

REGISTERED COMMUNICATIONS DISTRIBUTION DESIGNER
BICSI
DAVID LARSON
BICSI ID # 105098
Expires 12-31-25
RCDD

Office of Construction and Facilities Management

VA U.S. Department of Veterans Affairs

Drawing Title: BUILDING 111 FIRST FLOOR PLAN - TECHNOLOGY - AREA G

Approved:

Phase: FINAL BID DOCUMENTS

Sprinklered: FULLY SPRINKLERED

Project Title: EHRM INFRASTRUCTURE UPGRADES - MILWAUKEE, WI

Location: 5000 W. NATIONAL AVENUE MILWAUKEE, WI

Issue Date: SEPTEMBER 05, 2025 | Checked: PHINIE | Drawn: MAIBEJ

Project Number: 695-21-700

Building Number: 111

Drawing Number: 111-TN1101G

VA FORM 08 - 6231

Autodesk Docs://OCFM East - Milwaukee EHRM (R24)/T24_18004375.03_VA MilwEHRM_C.rvt

9/3/2025 4:02:02 PM

GENERAL NOTES:

1. REFER TO 1/TN400 FOR TECHNOLOGY ROUGH IN DETAIL.
2. ALL NETWORK CABLES ON THIS SHEET SHALL TERMINATE IN TR-111-1473.
3. CONTRACTOR TO PROVIDE NEW J-HOOK ROUTES FOR ALL NEW CABLING. J-HOOK SIZE AND QUANTITY TO BE PER MANUFACTURER RECOMMENDATIONS.
4. REFER TO TN500-TN509 FOR RISER DIAGRAMS.
5. REFER TO SHEET TN402 FOR PENETRATION DETAILS.
6. THESE DRAWINGS MAKE THE BEST ATTEMPT TO IDENTIFY EXISTING DATA DROPS/WORK AREA OUTLETS. AS LONG AS THE TOTAL NEWLY INSTALLED DATA DROP COUNT DOES NOT VARY +/- 10% IDENTIFIED ON THESE DRAWINGS, THE CONTRACTOR'S SCOPE SHALL BE UNCHANGED.
7. NEW WORK AREA OUTLETS SHALL BE LOCATED IN EXISTING BOXES. WORK AREA OUTLETS SHOWN ON THIS SHEET MAY NOT BE IN THE EXACT LOCATION AS IDENTIFIED.
8. CONTRACTOR TO INCLUDE AN ALLOWANCE FOR 10% ADDITIONAL 2-PORTS CAT6A INFORMATION OUTLETS IN THEIR PROPOSAL FOR THIS SHEET. FUTURE INFORMATION OUTLET LOCATIONS WILL BE DETERMINED BY THE VA AT A LATER DATE.

KEYNOTES: (#)

1. ALL HORIZONTAL CABLING IN THIS ROOM SHALL BE SHIELDED.

1 BUILDING 111 FIRST FLOOR PLAN - TECHNOLOGY - AREA H

1/8" = 1'-0"

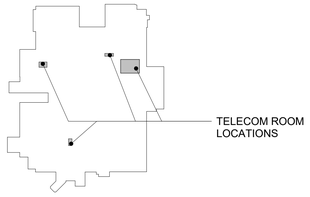

KEY PLAN - BLDG 111

NTS

TRUE NORTH
PLAN NORTH

35% SCHEMATIC DESIGN SUBMISSION	5.17.21
65% DESIGN DEVELOPMENT SUBMISSION	6.15.21
65% DESIGN DEVELOPMENT RESUBMISSION	8.25.21
Revisions:	Date:

CONSULTANT

IMEG
The FUTURE. Built Smarter. www.imegcorp.com
15 SUNNEN DRIVE
SUITE 104
ST. LOUIS, MO 63143
P: 314.645.1132 F: 314.645.1173
PROJECT #18004375.03

ARCHITECT/ENGINEER OF RECORD

Romanyk Consulting
Focusing on what matters
Romanyk Consulting Corp. www.romanykconsulting.com
3308 Preston Road, Suite 350-164, Plano, Texas 75093

STAMP

REGISTERED COMMUNICATIONS DISTRIBUTION DESIGNER
Bicsi
DAVID LARSON
BICSI ID # 106098
EXPIRES 12-31-25
RCDD

Office of Construction and Facilities Management

VA U.S. Department of Veterans Affairs

Drawing Title: BUILDING 111 FIRST FLOOR PLAN - TECHNOLOGY - AREA H	Phase: FINAL BID DOCUMENTS	Project Title: EHRM INFRASTRUCTURE UPGRADES - MILWAUKEE, WI	Project Number: 695-21-700
Approved:	Sprinklered: FULLY SPRINKLERED	Location: 5000 W. NATIONAL AVENUE MILWAUKEE, WI	Building Number: 111
		Issue Date: SEPTEMBER 05, 2025 / Checked: PHINIE / Drawn: MAIBEJ	Drawing Number: 111-TN1101H

VA FORM 08 - 6231

Autodesk Docs://OCFM East - Milwaukee EHRM (R24)/T24_18004375.03_VA MilwEHRM_C.rvt

9/3/2025 4:02:04 PM

Graphic Scale: 1/16" = 1'-0" (0' 8' 16' 32')
Graphic Scale: 1/8" = 1'-0" (0' 4' 8' 16')
Graphic Scale: 3/32" = 1'-0" (0' 8" 4" 1' 2')
Graphic Scale: 1/4" = 1'-0" (0' 1' 2' 4')
Graphic Scale: 3/8" = 1'-0" (0' 1' 2' 4')
Graphic Scale: 1/2" = 1'-0" (0' 1' 2' 4')
Graphic Scale: 3/4" = 1'-0" (0' 6" 1' 2')
Graphic Scale: 1" = 1'-0" (0' 6" 1' 2')
Graphic Scale: 1 1/2" = 1'-0" (0' 3" 6" 1' 1'6")

GENERAL NOTES:

1. REFER TO 1/TN400 FOR TECHNOLOGY ROUGH IN DETAIL.
2. ALL NETWORK CABLES ON THIS SHEET SHALL TERMINATE IN TR-111-1470.
3. CONTRACTOR TO PROVIDE NEW J-HOOK ROUTES FOR ALL NEW CABLING. J-HOOK SIZE AND QUANTITY TO BE PER MANUFACTURER RECOMMENDATIONS.
4. REFER TO TN500-TN509 FOR RISER DIAGRAMS.
5. REFER TO SHEET TN402 FOR PENETRATION DETAILS.
6. THESE DRAWINGS MAKE THE BEST ATTEMPT TO IDENTIFY EXISTING DATA DROPS/WORK AREA OUTLETS. AS LONG AS THE TOTAL NEWLY INSTALLED DATA DROP COUNT DOES NOT VARY +/- 10% IDENTIFIED ON THESE DRAWINGS, THE CONTRACTOR'S SCOPE SHALL BE UNCHANGED.
7. NEW WORK AREA OUTLETS SHALL BE LOCATED IN EXISTING BOXES. WORK AREA OUTLETS SHOWN ON THIS SHEET MAY NOT BE IN THE EXACT LOCATION AS IDENTIFIED.
8. CONTRACTOR TO INCLUDE AN ALLOWANCE FOR 10% ADDITIONAL 2-PORTS CAT6A INFORMATION OUTLETS IN THEIR PROPOSAL FOR THIS SHEET. FUTURE INFORMATION OUTLET LOCATIONS WILL BE DETERMINED BY THE VA AT A LATER DATE.

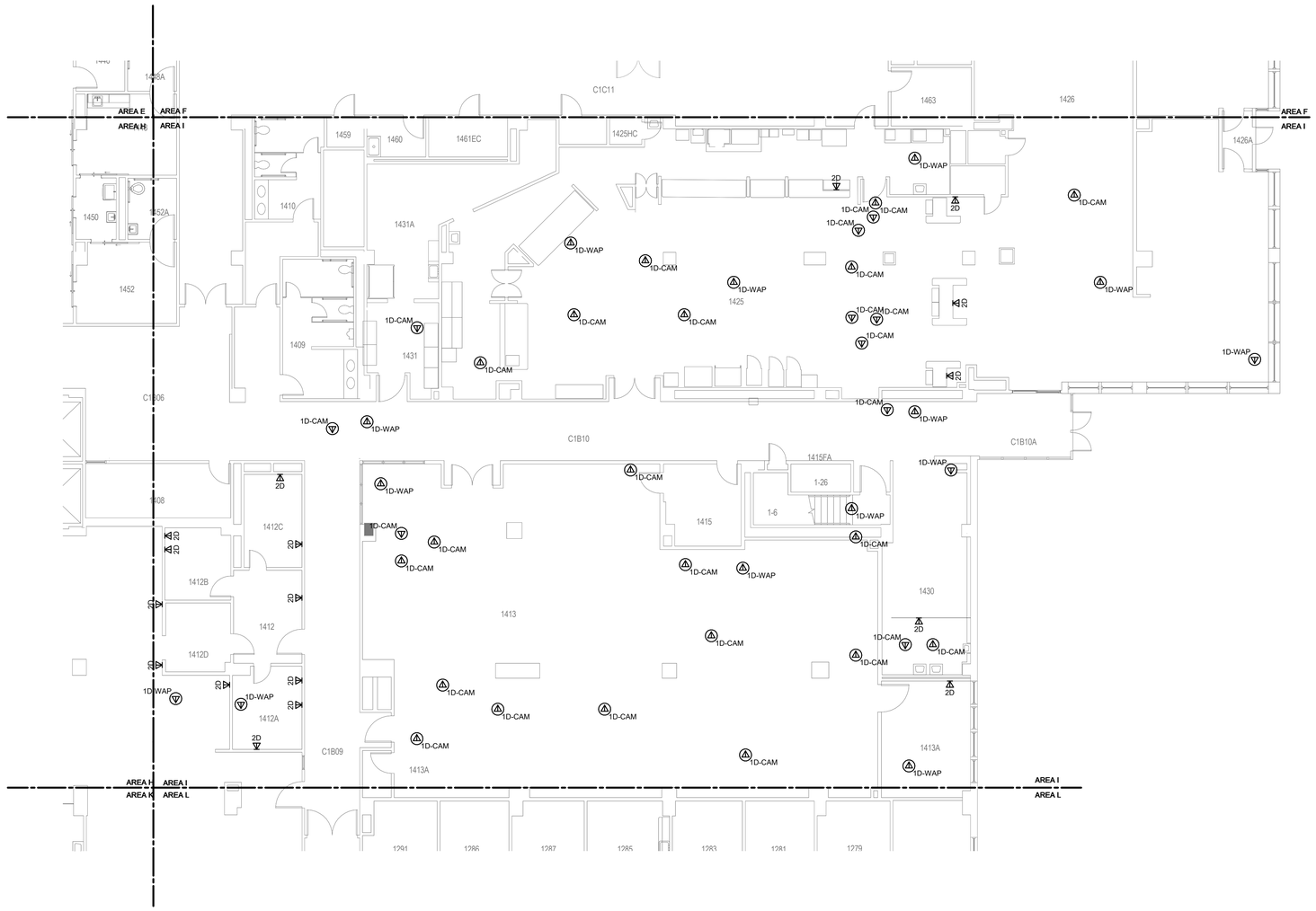

1 BUILDING 111 FIRST FLOOR PLAN - TECHNOLOGY - AREA I
1/8" = 1'-0"

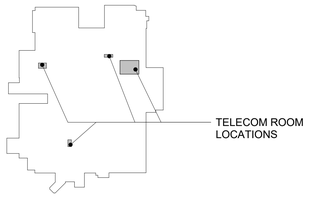

KEY PLAN - BLDG 111
NTS

TRUE NORTH
PLAN NORTH

Revisions:	Date:
35% SCHEMATIC DESIGN SUBMISSION	5.17.21
65% DESIGN DEVELOPMENT SUBMISSION	6.15.21
65% DESIGN DEVELOPMENT RESUBMISSION	8.25.21

CONSULTANT

IMEG
The FUTURE. Built Smarter www.imegcorp.com
15 SUNNEN DRIVE
SUITE 104
ST. LOUIS, MO 63143
P: 314.645.1132 F: 314.645.1173
PROJECT #18004375.03

ARCHITECT/ENGINEER OF RECORD

Romanyk Consulting
Focusing on what matters
Romanyk Consulting Corp. www.romanykconsulting.com
3308 Preston Road, Suite 350-164, Plano, Texas 75093

STAMP

REGISTERED COMMUNICATIONS DISTRIBUTION DESIGNER
Bicsi
DAVID LARSON
BICSI ID # 106098
EXPIRES 12-31-25
RCDD

Office of Construction and Facilities Management
VA U.S. Department of Veterans Affairs

Drawing Title: BUILDING 111 FIRST FLOOR PLAN - TECHNOLOGY - AREA I

Approved:

Phase: FINAL BID DOCUMENTS

Sprinklered: FULLY SPRINKLERED

Project Title: EHRM INFRASTRUCTURE UPGRADES - MILWAUKEE, WI

Location: 5000 W. NATIONAL AVENUE MILWAUKEE, WI

Issue Date: SEPTEMBER 05, 2025
Checked: PHINIE
Drawn: MAIBEJ

Project Number: 695-21-700
Building Number: 111
Drawing Number: 111-TN1101I

VA FORM 08 - 6231

Autodesk Docs://OCFM East - Milwaukee EHRM (R24)/T24_18004375.03_VA MilwEHRM_C.rvt
9/3/2025 4:02:05 PM

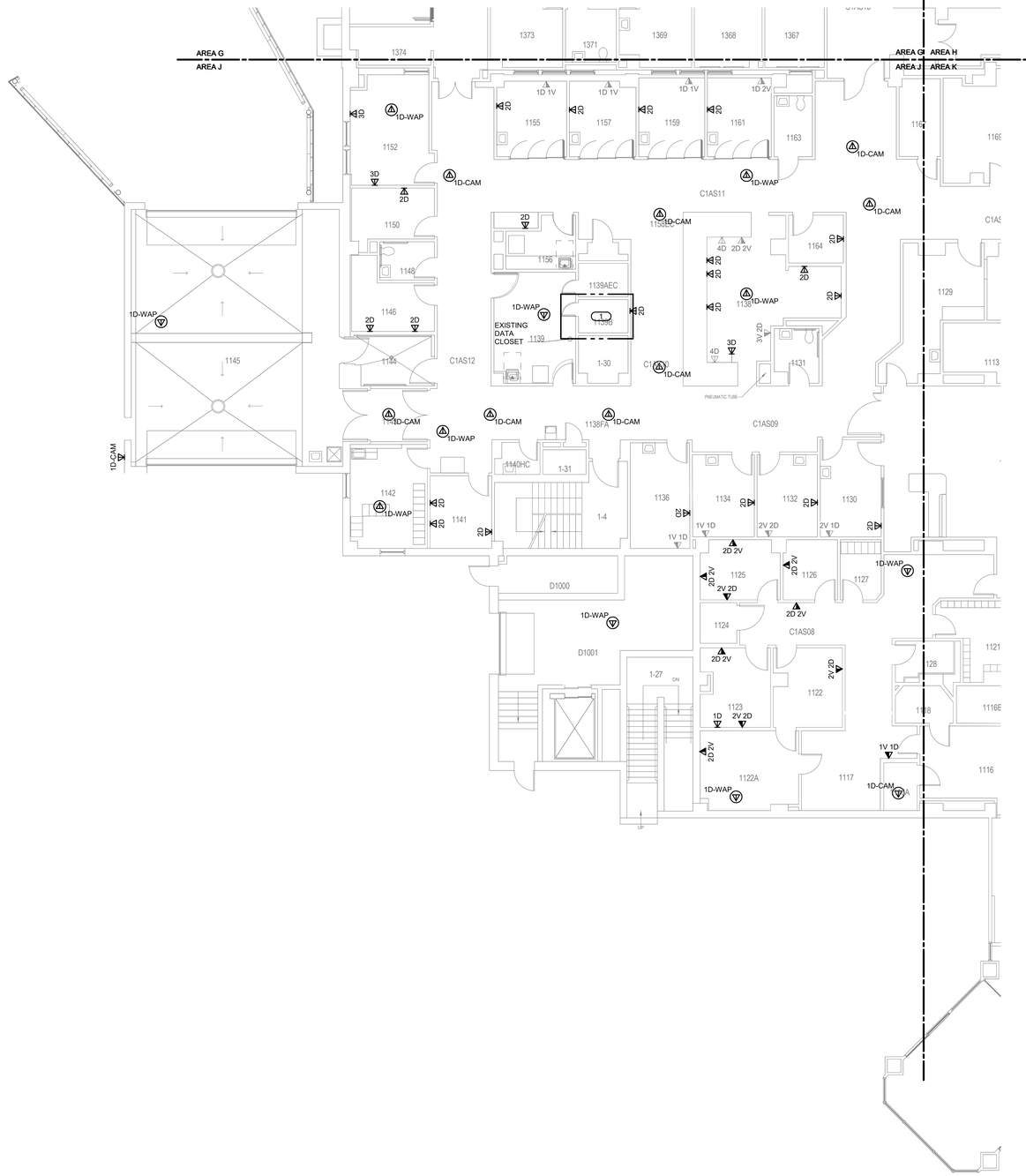

1 **BUILDING 111 FIRST FLOOR PLAN - TECHNOLOGY - AREA J**
1/8" = 1'-0"

GENERAL NOTES:

1. REFER TO 1/TN400 FOR TECHNOLOGY ROUGH IN DETAIL.
2. ALL NETWORK CABLES ON THIS SHEET SHALL TERMINATE IN TR-111-1180.
3. CONTRACTOR TO PROVIDE NEW J-HOOK ROUTES FOR ALL NEW CABLING. J-HOOK SIZE AND QUANTITY TO BE PER MANUFACTURER RECOMMENDATIONS.
4. REFER TO TN500-TN509 FOR RISER DIAGRAMS.
5. REFER TO SHEET TN402 FOR PENETRATION DETAILS.
6. THESE DRAWINGS MAKE THE BEST ATTEMPT TO IDENTIFY EXISTING DATA DROPS/WORK AREA OUTLETS. AS LONG AS THE TOTAL NEWLY INSTALLED DATA DROP COUNT DOES NOT VARY +/- 10% IDENTIFIED ON THESE DRAWINGS, THE CONTRACTOR'S SCOPE SHALL BE UNCHANGED.
7. NEW WORK AREA OUTLETS SHALL BE LOCATED IN EXISTING BOXES. WORK AREA OUTLETS SHOWN ON THIS SHEET MAY NOT BE IN THE EXACT LOCATION AS IDENTIFIED.
8. CONTRACTOR TO INCLUDE AN ALLOWANCE FOR 10% ADDITIONAL 2-PORTS CAT6A INFORMATION OUTLETS IN THEIR PROPOSAL FOR THIS SHEET. FUTURE INFORMATION OUTLET LOCATIONS WILL BE DETERMINED BY THE VA AT A LATER DATE.

KEYNOTES: (#)

1. FURNISH, INSTALL AND TERMINATE SIX (6) CAT 6 A CABLES FROM MODULAR PATCH PANEL THIS ROOM, TO TR-111-1-3 FOR BIOMED. CABLES SHALL HAVE AN ORANGE JACKET.

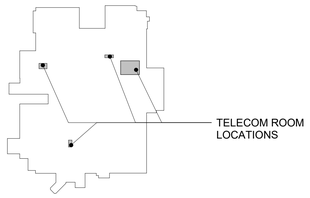

KEY PLAN - BLDG 111
NTS

TRUE NORTH
PLAN NORTH

35% SCHEMATIC DESIGN SUBMISSION	5.17.21
65% DESIGN DEVELOPMENT SUBMISSION	6.15.21
65% DESIGN DEVELOPMENT RESUBMISSION	8.25.21
Revisions:	Date:

CONSULTANT

IMEG
The FUTURE. Built Smarter. www.imegcorp.com
15 SUNNEN DRIVE
SUITE 104
ST. LOUIS, MO 63143
P: 314.645.1132 F: 314.645.1173
PROJECT #18004375.03

ARCHITECT/ENGINEER OF RECORD

Romanyk Consulting
Focusing on what matters
Romanyk Consulting Corp. www.romanykconsulting.com
3308 Preston Road, Suite 350-164, Plano, Texas 75093

STAMP

REGISTERED COMMUNICATIONS DISTRIBUTION DESIGNER
BICSI
DAVID LARSON
BICSI ID # 106098
EXPIRES 12-31-25
RCDD

Office of Construction and Facilities Management

VA U.S. Department of Veterans Affairs

Drawing Title: BUILDING 111 FIRST FLOOR PLAN - TECHNOLOGY - AREA J

Approved:

Phase: FINAL BID DOCUMENTS

Sprinklered: FULLY SPRINKLERED

Project Title: EHRM INFRASTRUCTURE UPGRADES - MILWAUKEE, WI

Location: 5000 W. NATIONAL AVENUE MILWAUKEE, WI

Issue Date: SEPTEMBER 05, 2025 | Checked: PHINIE | Drawn: MAIBEJ

Project Number: 695-21-700

Building Number: 111

Drawing Number: 111-TN1101J

VA FORM 08 - 6231

Autodesk Docs://OCFM East - Milwaukee EHRM (R24)/T24_18004375.03_VA MilwEHRM_C.rvt
9/3/2025 4:02:07 PM

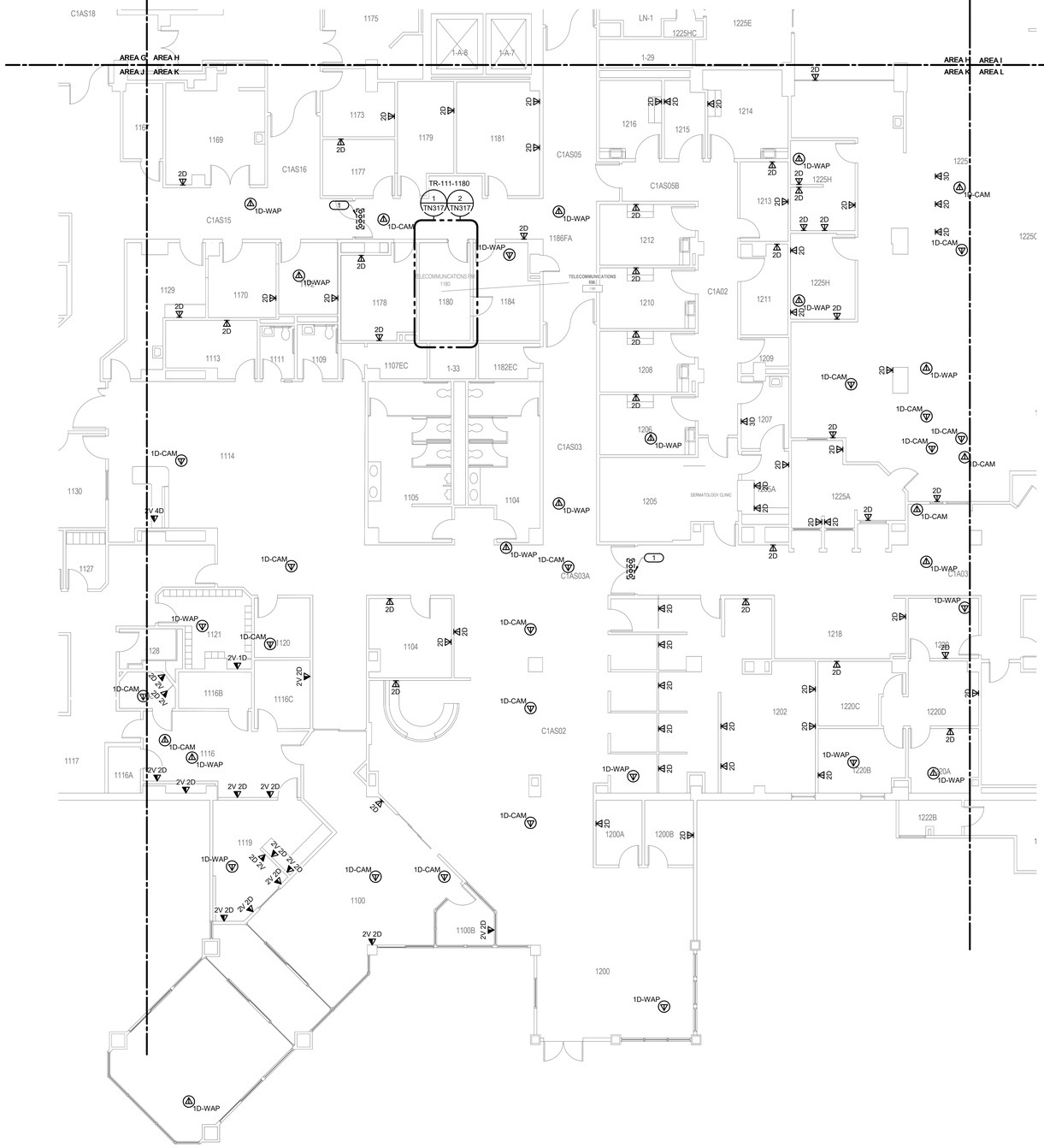

1 BUILDING 111 FIRST FLOOR PLAN - TECHNOLOGY - AREA K

1/8" = 1'-0"

GENERAL NOTES:

1. REFER TO 1/TN400 FOR TECHNOLOGY ROUGH IN DETAIL.
2. ALL NETWORK CABLES ON THIS SHEET SHALL TERMINATE IN TR-111-1180.
3. CONTRACTOR TO PROVIDE NEW J-HOOK ROUTES FOR ALL NEW CABLING. J-HOOK SIZE AND QUANTITY TO BE PER MANUFACTURER RECOMMENDATIONS.
4. REFER TO TN500-TN509 FOR RISER DIAGRAMS.
5. REFER TO SHEET TN402 FOR PENETRATION DETAILS.
6. THESE DRAWINGS MAKE THE BEST ATTEMPT TO IDENTIFY EXISTING DATA DROPS/WORK AREA OUTLETS. AS LONG AS THE TOTAL NEWLY INSTALLED DATA DROP COUNT DOES NOT VARY +/- 10% IDENTIFIED ON THESE DRAWINGS, THE CONTRACTOR'S SCOPE SHALL BE UNCHANGED.
7. NEW WORK AREA OUTLETS SHALL BE LOCATED IN EXISTING BOXES. WORK AREA OUTLETS SHOWN ON THIS SHEET MAY NOT BE IN THE EXACT LOCATION AS IDENTIFIED.
8. CONTRACTOR TO INCLUDE AN ALLOWANCE FOR 10% ADDITIONAL 2-PORTS CAT6A INFORMATION OUTLETS IN THEIR PROPOSAL FOR THIS SHEET. FUTURE INFORMATION OUTLET LOCATIONS WILL BE DETERMINED BY THE VA AT A LATER DATE.

KEYNOTES: (#)

1. FIRE RATED SLEEVES SHALL BE INSTALLED AT ANY RATED WALL WHERE CABLING MUST PASS THROUGH. COORDINATE WITH ARCHITECTURAL DRAWINGS AND VERIFY EXACT LOCATIONS OF FIRE SEPARATIONS.

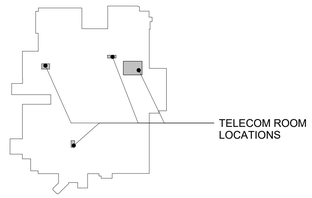

KEY PLAN - BLDG 111

NTS

TRUE NORTH
PLAN NORTH

35% SCHEMATIC DESIGN SUBMISSION	5.17.21
65% DESIGN DEVELOPMENT SUBMISSION	6.15.21
65% DESIGN DEVELOPMENT RESUBMISSION	8.25.21
Revisions:	Date:

CONSULTANT

IMEG
The FUTURE. Built Smarter. www.imegcorp.com
15 SUNNEN DRIVE
SUITE 104
ST. LOUIS, MO 63143
P: 314.645.1132 F: 314.645.1173
PROJECT #18004375.03

ARCHITECT/ENGINEER OF RECORD

Romanyk Consulting
Focusing on what matters
Romanyk Consulting Corp. www.romanykconsulting.com
3308 Preston Road, Suite 350-164, Plano, Texas 75093

STAMP

REGISTERED COMMUNICATIONS DISTRIBUTION DESIGNER
Bicsi
DAVID LARSON
BICSI ID # 106098
Expires 12-31-25
RCDD

Office of Construction and Facilities Management

VA U.S. Department of Veterans Affairs

Drawing Title: BUILDING 111 FIRST FLOOR PLAN - TECHNOLOGY - AREA K

Approved:

Phase: FINAL BID DOCUMENTS

Sprinklered: FULLY SPRINKLERED

Project Title: EHRM INFRASTRUCTURE UPGRADES - MILWAUKEE, WI

Location: 5000 W. NATIONAL AVENUE MILWAUKEE, WI

Issue Date: SEPTEMBER 05, 2025 | Checked: PHINIE | Drawn: MAIBEJ

Project Number: 695-21-700

Building Number: 111

Drawing Number: 111-TN1101K

VA FORM 08 - 6231

Autodesk Docs://OCFM East - Milwaukee EHRM (R24)/T24_18004375.03_VA MilwEHRM_C.rvt

9/3/2025 4:02:09 PM

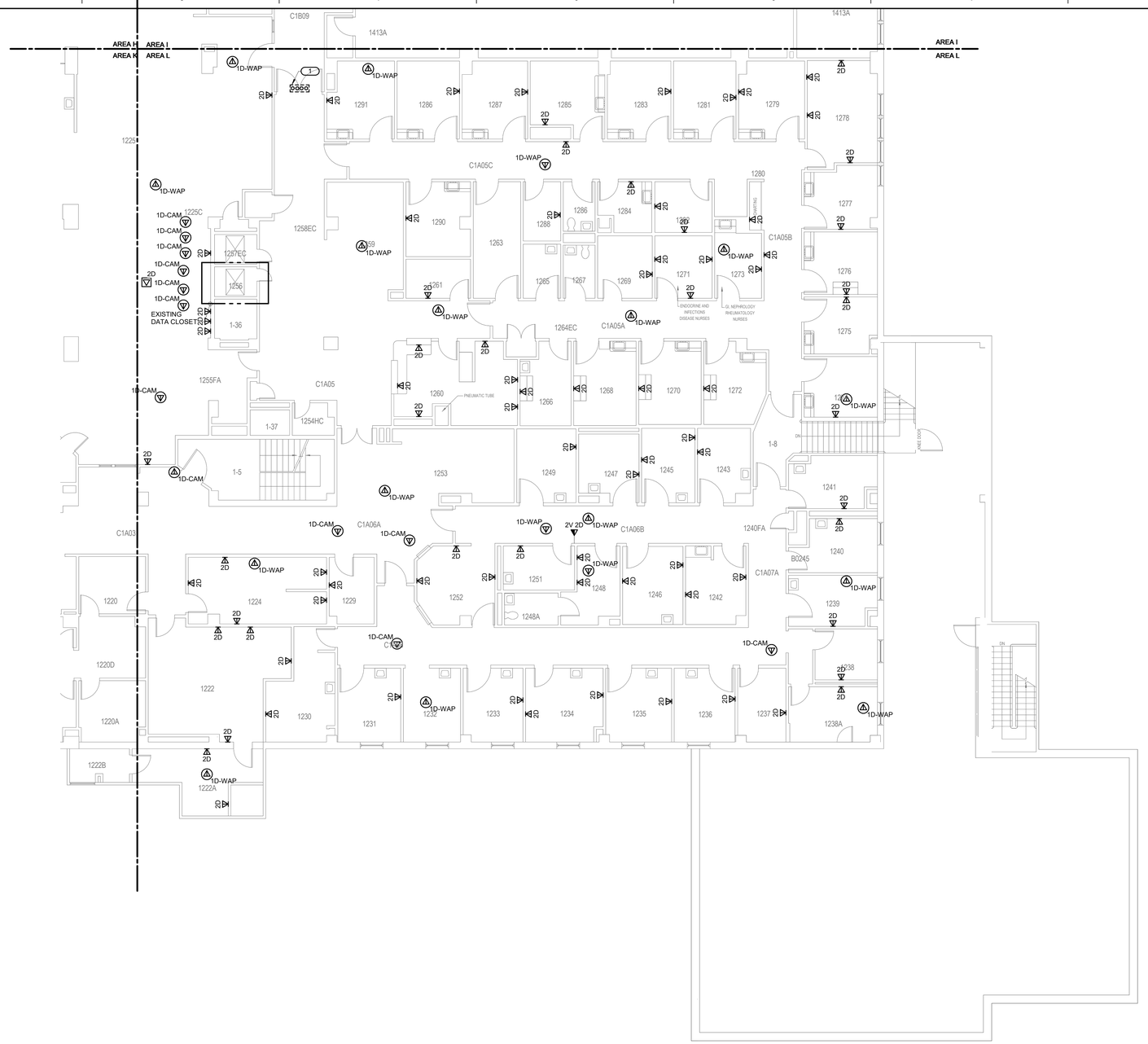

GENERAL NOTES:

1. REFER TO 1/TN400 FOR TECHNOLOGY ROUGH IN DETAIL.
2. ALL NETWORK CABLES ON THIS SHEET SHALL TERMINATE IN TR-111-1180.
3. CONTRACTOR TO PROVIDE NEW J-HOOK ROUTES FOR ALL NEW CABLING. J-HOOK SIZE AND QUANTITY TO BE PER MANUFACTURER RECOMMENDATIONS.
4. REFER TO TN500-TN509 FOR RISER DIAGRAMS.
5. REFER TO SHEET TN402 FOR PENETRATION DETAILS.
6. THESE DRAWINGS MAKE THE BEST ATTEMPT TO IDENTIFY EXISTING DATA DROPS/WORK AREA OUTLETS. AS LONG AS THE TOTAL NEWLY INSTALLED DATA DROP COUNT DOES NOT VARY +/- 10% IDENTIFIED ON THESE DRAWINGS, THE CONTRACTOR'S SCOPE SHALL BE UNCHANGED.
7. NEW WORK AREA OUTLETS SHALL BE LOCATED IN EXISTING BOXES. WORK AREA OUTLETS SHOWN ON THIS SHEET MAY NOT BE IN THE EXACT LOCATION AS IDENTIFIED.
8. CONTRACTOR TO INCLUDE AN ALLOWANCE FOR 10% ADDITIONAL 2-PORTS CAT6A INFORMATION OUTLETS IN THEIR PROPOSAL FOR THIS SHEET. FUTURE INFORMATION OUTLET LOCATIONS WILL BE DETERMINED BY THE VA AT A LATER DATE.

KEYNOTES: (#)

1. FIRE RATED SLEEVES SHALL BE INSTALLED AT ANY RATED WALL WHERE CABLING MUST PASS THROUGH. COORDINATE WITH ARCHITECTURAL DRAWINGS AND VERIFY EXACT LOCATIONS OF FIRE SEPARATIONS.

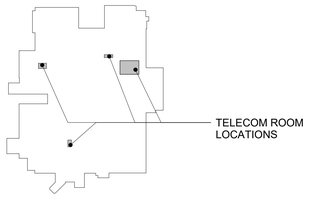

KEY PLAN - BLDG 111
NTS

1 BUILDING 111 FIRST FLOOR PLAN - TECHNOLOGY - AREA L

1/8" = 1'-0"

TRUE NORTH
PLAN NORTH

Revisions:	Date:
35% SCHEMATIC DESIGN SUBMISSION	5.17.21
65% DESIGN DEVELOPMENT SUBMISSION	6.15.21
65% DESIGN DEVELOPMENT RESUBMISSION	8.25.21

CONSULTANT

IMEG
The FUTURE. Built Smarter. www.imegcorp.com
15 SUNNEN DRIVE
SUITE 104
ST. LOUIS, MO 63143
P: 314.645.1132 F: 314.645.1173
PROJECT #18004375.03

ARCHITECT/ENGINEER OF RECORD

Romanyk Consulting
Focusing on what matters
Romanyk Consulting Corp. www.romanykconsulting.com
3308 Preston Road, Suite 350-164, Plano, Texas 75093

STAMP

REGISTERED COMMUNICATIONS DISTRIBUTION DESIGNER
Bicsi
DAVID LARSON
BICSI ID # 106098
Expires 12-31-25
RCDD

Office of Construction and Facilities Management

VA U.S. Department of Veterans Affairs

Drawing Title: BUILDING 111 FIRST FLOOR PLAN - TECHNOLOGY - AREA L

Approved:

Phase: FINAL BID DOCUMENTS

Sprinklered: FULLY SPRINKLERED

Project Title: EHRM INFRASTRUCTURE UPGRADES - MILWAUKEE, WI

Location: 5000 W. NATIONAL AVENUE MILWAUKEE, WI

Issue Date: SEPTEMBER 05, 2025 | Checked: PHINIE | Drawn: MAIBEJ

Project Number: 695-21-700

Building Number: 111

Drawing Number: 111-TN1101L

VA FORM 08 - 6231

Autodesk Docs://OCFM East - Milwaukee EHRM (R24)/T24_18004375.03_VA MilwEHRM_C.rvt

9/3/2025 4:02:10 PM

KEYNOTES: (#)

1. EXISTING VERTICAL CHASE TO BE USED FOR BACKBONE PATHWAYS. REFER TO NEW WORK PLANS FOR ADDITIONAL INFORMATION.

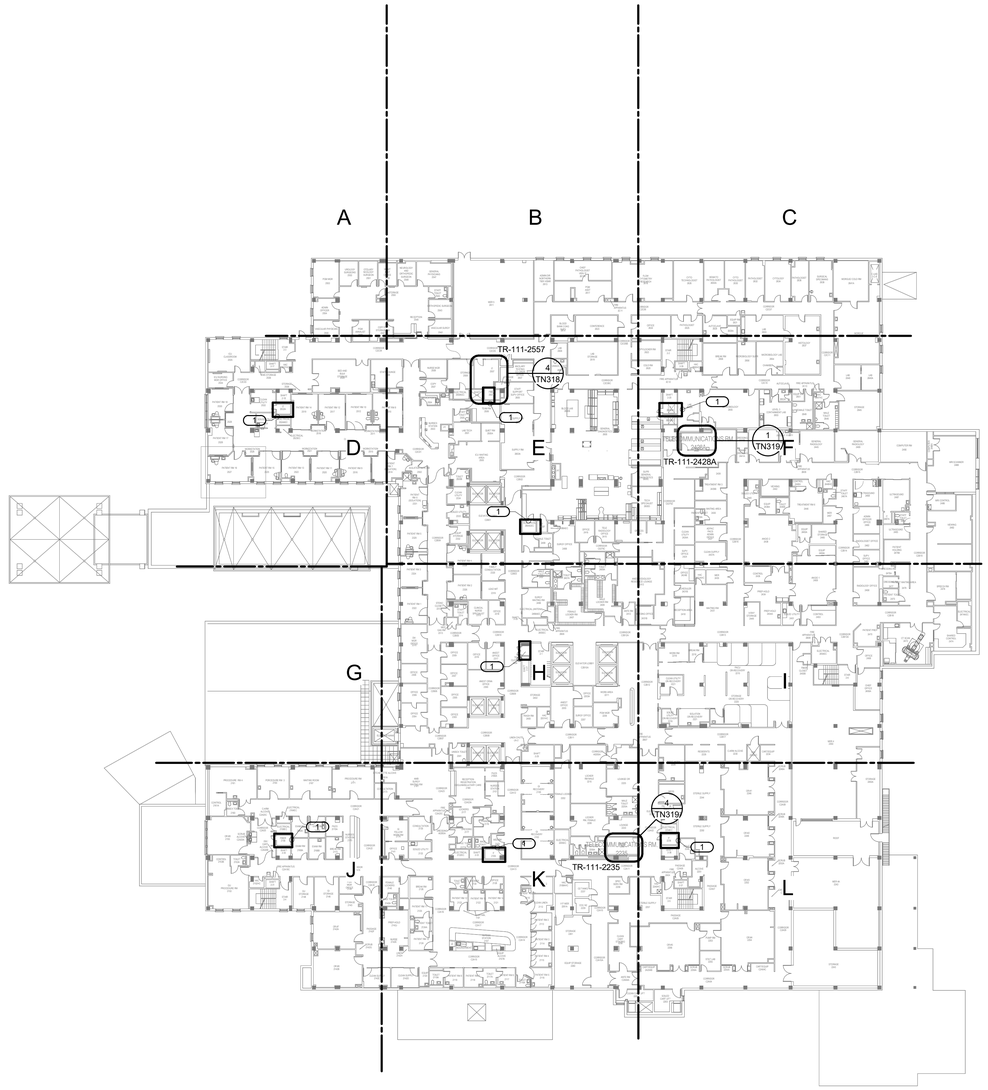

1 BUILDING 111 SECOND FLOOR OVERALL PLAN - TECHNOLOGY

1" = 30'-0"

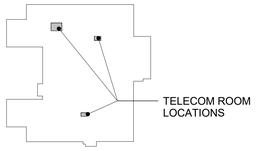

KEY PLAN - BLDG 111

NTS

TRUE NORTH
PLAN NORTH

0' 15' 30' 60'

Graphic Scale : 1" = 30'-0"

Revisions:	Date:
35% SCHEMATIC DESIGN SUBMISSION	5.17.21
65% DESIGN DEVELOPMENT SUBMISSION	6.15.21
65% DESIGN DEVELOPMENT RESUBMISSION	8.25.21

CONSULTANT

IMEG
The FUTURE. Built Smarter www.imegcorp.com
15 SUNNEN DRIVE
SUITE 104
ST. LOUIS, MO 63143
P: 314.645.1132 F: 314.645.1173
PROJECT #18004375.03

ARCHITECT/ENGINEER OF RECORD

Romanyk Consulting
Focusing on what matters
Romanyk Consulting Corp. www.romanykconsulting.com
3308 Preston Road, Suite 350-164, Plano, Texas 75093

STAMP

REGISTERED COMMUNICATIONS DISTRIBUTION DESIGNER
Bicsi
DAVID LARSON
BICSI ID # 106098
EXPIRES 12-31-25
RCDD

Office of Construction and Facilities Management

VA U.S. Department of Veterans Affairs

Drawing Title BUILDING 111 SECOND FLOOR OVERALL PLAN - TECHNOLOGY

Approved:

Phase FINAL BID DOCUMENTS

Sprinklered FULLY SPRINKLERED

Project Title EHRM INFRASTRUCTURE UPGRADES - MILWAUKEE, WI

Location 5000 W. NATIONAL AVENUE MILWAUKEE, WI

Issue Date SEPTEMBER 05, 2025 | **Checked** PHINIE | **Drawn** MAIBEJ

Project Number 695-21-700

Building Number 111

Drawing Number 111-TN1102

VA FORM 08 - 6231

9/3/2025 4:02:12 PM

Autodesk Docs://OCFM East - Milwaukee EHRM (R24)/T24_18004375.03_VA MilwEHRM_C.rvt

GENERAL NOTES:

1. REFER TO 1/TN400 FOR TECHNOLOGY ROUGH IN DETAIL.
2. ALL NETWORK CABLES ON THIS SHEET SHALL TERMINATE IN TR-111-2557.
3. CONTRACTOR TO PROVIDE NEW J-HOOK ROUTES FOR ALL NEW CABLING. J-HOOK SIZE AND QUANTITY TO BE PER MANUFACTURER RECOMMENDATIONS.
4. REFER TO TN500-TN509 FOR RISER DIAGRAMS.
5. REFER TO SHEET TN402 FOR PENETRATION DETAILS.
6. THESE DRAWINGS MAKE THE BEST ATTEMPT TO IDENTIFY EXISTING DATA DROPS/WORK AREA OUTLETS. AS LONG AS THE TOTAL NEWLY INSTALLED DATA DROP COUNT DOES NOT VARY +/- 10% IDENTIFIED ON THESE DRAWINGS, THE CONTRACTOR'S SCOPE SHALL BE UNCHANGED.
7. NEW WORK AREA OUTLETS SHALL BE LOCATED IN EXISTING BOXES. WORK AREA OUTLETS SHOWN ON THIS SHEET MAY NOT BE IN THE EXACT LOCATION AS IDENTIFIED.
8. ALL HORIZONTAL CABLING IN BUILDING 111 24## ROOM NUMBERS SHALL BE SHIELDED.
9. CONTRACTOR TO INCLUDE AN ALLOWANCE FOR 10% ADDITIONAL 2-PORTS CAT6A INFORMATION OUTLETS IN THEIR PROPOSAL FOR THIS SHEET. FUTURE INFORMATION OUTLET LOCATIONS WILL BE DETERMINED BY THE VA AT A LATER DATE.

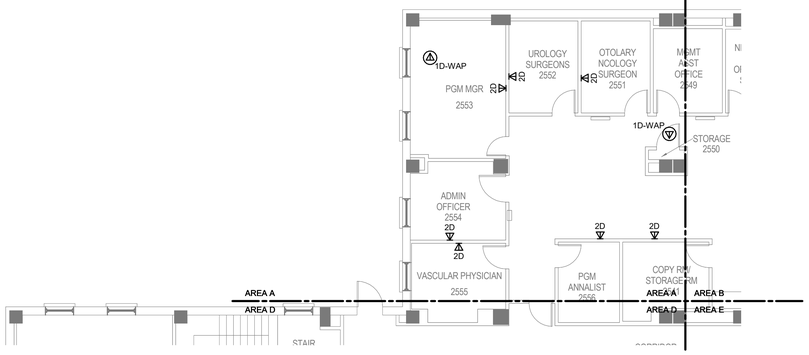

1 **BUILDING 111 SECOND FLOOR PLAN - TECHNOLOGY - AREA A**
1/8" = 1'-0"

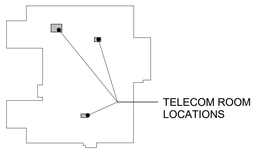

KEY PLAN - BLDG 111
NTS

TRUE NORTH
PLAN NORTH

35% SCHEMATIC DESIGN SUBMISSION	5.17.21
65% DESIGN DEVELOPMENT SUBMISSION	6.15.21
65% DESIGN DEVELOPMENT RESUBMISSION	8.25.21
Revisions:	Date:

CONSULTANT

IMEG
The FUTURE. Built Smarter. www.imegcorp.com
15 SUNNEN DRIVE
SUITE 104
ST. LOUIS, MO 63143
P: 314.645.1132 F: 314.645.1173
PROJECT #180043750.03

ARCHITECT/ENGINEER OF RECORD

Romanyk Consulting
Focusing on what matters
Romanyk Consulting Corp. www.romanykconsulting.com
3308 Preston Road, Suite 350-164, Plano, Texas 75093

STAMP

REGISTERED COMMUNICATIONS DISTRIBUTION DESIGNER
Bicsi
DAVID LARSON
BICSI ID # 106098
Expires 12-31-25
RCDD

Office of Construction and Facilities Management

VA U.S. Department of Veterans Affairs

Drawing Title BUILDING 111 SECOND FLOOR PLAN - TECHNOLOGY - AREA A	**Phase** FINAL BID DOCUMENTS	**Project Title** EHRM INFRASTRUCTURE UPGRADES - MILWAUKEE, WI		**Project Number** 695-21-700
				Building Number 111
Approved:	**Sprinklered** FULLY SPRINKLERED	**Location** 5000 W. NATIONAL AVENUE MILWAUKEE, WI		**Drawing Number** 111-TN1102A
		Issue Date SEPTEMBER 05, 2025	**Checked** PHINIE	**Drawn** MAIBEJ

VA FORM 08 - 6231

Autodesk Docs://OCFM East - Milwaukee EHRM (R24)/T24_180043750.03_VA MilwEHRM_C.rvt
9/3/2025 4:02:13 PM

GENERAL NOTES:

1. REFER TO 1/TN400 FOR TECHNOLOGY ROUGH IN DETAIL.
2. ALL NETWORK CABLES ON THIS SHEET SHALL TERMINATE IN TR-111-2557.
3. CONTRACTOR TO PROVIDE NEW J-HOOK ROUTES FOR ALL NEW CABLING. J-HOOK SIZE AND QUANTITY TO BE PER MANUFACTURER RECOMMENDATIONS.
4. REFER TO TN500-TN509 FOR RISER DIAGRAMS.
5. REFER TO SHEET TN402 FOR PENETRATION DETAILS.
6. THESE DRAWINGS MAKE THE BEST ATTEMPT TO IDENTIFY EXISTING DATA DROPS/WORK AREA OUTLETS. AS LONG AS THE TOTAL NEWLY INSTALLED DATA DROP COUNT DOES NOT VARY +/- 10% IDENTIFIED ON THESE DRAWINGS, THE CONTRACTOR'S SCOPE SHALL BE UNCHANGED.
7. NEW WORK AREA OUTLETS SHALL BE LOCATED IN EXISTING BOXES. WORK AREA OUTLETS SHOWN ON THIS SHEET MAY NOT BE IN THE EXACT LOCATION AS IDENTIFIED.
8. ALL HORIZONTAL CABLING IN BUILDING 111 24## ROOM NUMBERS SHALL BE SHIELDED.
9. CONTRACTOR TO INCLUDE AN ALLOWANCE FOR 10% ADDITIONAL 2-PORTS CAT6A INFORMATION OUTLETS IN THEIR PROPOSAL FOR THIS SHEET. FUTURE INFORMATION OUTLET LOCATIONS WILL BE DETERMINED BY THE VA AT A LATER DATE.

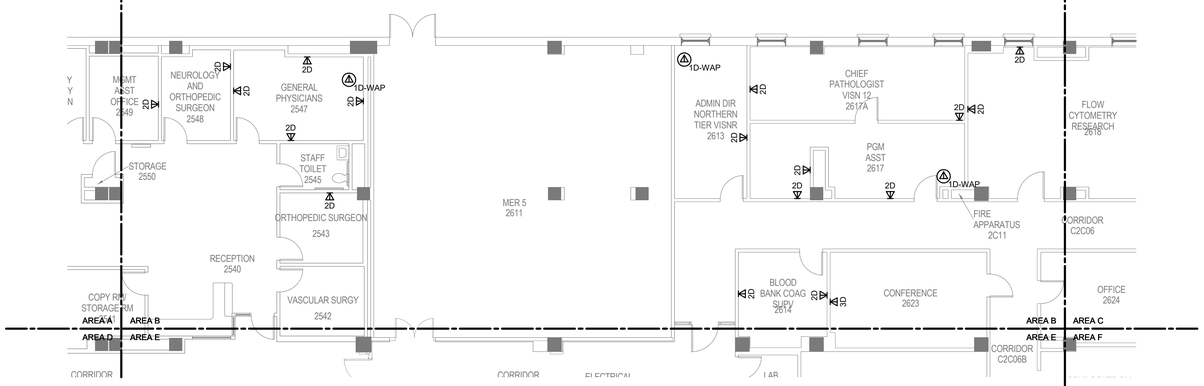

1 **BUILDING 111 SECOND FLOOR PLAN - TECHNOLOGY - AREA B**
1/8" = 1'-0"

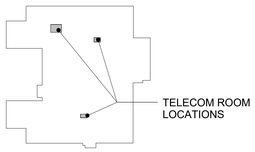

KEY PLAN - BLDG 111
NTS

TRUE NORTH
PLAN NORTH

35% SCHEMATIC DESIGN SUBMISSION	5.17.21
65% DESIGN DEVELOPMENT SUBMISSION	6.15.21
65% DESIGN DEVELOPMENT RESUBMISSION	8.25.21
Revisions:	Date:

CONSULTANT

IMEG
The FUTURE. Built Smarter. www.imegcorp.com
15 SUNNEN DRIVE
SUITE 104
ST. LOUIS, MO 63143
P: 314.645.1132 F: 314.645.1173
PROJECT #18004375.03

ARCHITECT/ENGINEER OF RECORD

Romanyk Consulting
Focusing on what matters
Romanyk Consulting Corp. www.romanykconsulting.com
3308 Preston Road, Suite 350-164, Plano, Texas 75093

STAMP

REGISTERED COMMUNICATIONS DISTRIBUTION DESIGNER
Bicsi
DAVID LARSON
BICSI ID # 105098
Expires 12-31-25
RCDD

Office of Construction and Facilities Management

VA U.S. Department of Veterans Affairs

Drawing Title BUILDING 111 SECOND FLOOR PLAN - TECHNOLOGY - AREA B	**Phase** FINAL BID DOCUMENTS	**Project Title** EHRM INFRASTRUCTURE UPGRADES - MILWAUKEE, WI	**Project Number** 695-21-700
Approved:	**Sprinklered** FULLY SPRINKLERED	**Location** 5000 W. NATIONAL AVENUE MILWAUKEE, WI	**Building Number** 111
		Issue Date SEPTEMBER 05, 2025 / **Checked** PHINIE / **Drawn** MAIBEJ	**Drawing Number** 111-TN1102B

VA FORM 08 - 6231

Autodesk Docs://OCFM East - Milwaukee EHRM (R24)/T24_18004375.03_VA MilwEHRM_C.rvt
9/3/2025 4:02:14 PM

GENERAL NOTES:

1. REFER TO 1/TN400 FOR TECHNOLOGY ROUGH IN DETAIL.
2. ALL NETWORK CABLES ON THIS SHEET SHALL TERMINATE IN TR-111-2428A.
3. CONTRACTOR TO PROVIDE NEW J-HOOK ROUTES FOR ALL NEW CABLING. J-HOOK SIZE AND QUANTITY TO BE PER MANUFACTURER RECOMMENDATIONS.
4. REFER TO TN500-TN509 FOR RISER DIAGRAMS.
5. REFER TO SHEET TN402 FOR PENETRATION DETAILS.
6. THESE DRAWINGS MAKE THE BEST ATTEMPT TO IDENTIFY EXISTING DATA DROPS/WORK AREA OUTLETS. AS LONG AS THE TOTAL NEWLY INSTALLED DATA DROP COUNT DOES NOT VARY +/- 10% IDENTIFIED ON THESE DRAWINGS, THE CONTRACTOR'S SCOPE SHALL BE UNCHANGED.
7. NEW WORK AREA OUTLETS SHALL BE LOCATED IN EXISTING BOXES. WORK AREA OUTLETS SHOWN ON THIS SHEET MAY NOT BE IN THE EXACT LOCATION AS IDENTIFIED.
8. ALL HORIZONTAL CABLING IN BUILDING 111 24## ROOM NUMBERS SHALL BE SHIELDED.
9. CONTRACTOR TO INCLUDE AN ALLOWANCE FOR 10% ADDITIONAL 2-PORTS CAT6A INFORMATION OUTLETS IN THEIR PROPOSAL FOR THIS SHEET. FUTURE INFORMATION OUTLET LOCATIONS WILL BE DETERMINED BY THE VA AT A LATER DATE.

KEYNOTES: (#)

1. FIRE RATED SLEEVES SHALL BE INSTALLED AT ANY RATED WALL WHERE CABLING MUST PASS THROUGH. COORDINATE WITH ARCHITECTURAL DRAWINGS AND VERIFY EXACT LOCATIONS OF FIRE SEPARATIONS.

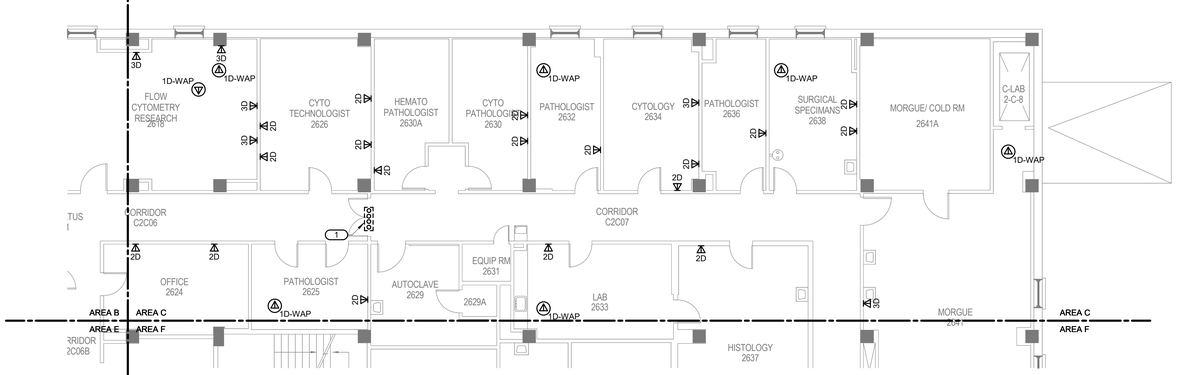

1 BUILDING 111 SECOND FLOOR PLAN - TECHNOLOGY - AREA C
1/8" = 1'-0"

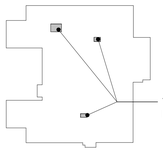

KEY PLAN - BLDG 111
NTS

TRUE NORTH
PLAN NORTH

Revisions:	Date:
35% SCHEMATIC DESIGN SUBMISSION	5.17.21
65% DESIGN DEVELOPMENT SUBMISSION	6.15.21
65% DESIGN DEVELOPMENT RESUBMISSION	8.25.21

CONSULTANT

IMEG
The FUTURE. Built Smarter www.imegcorp.com
15 SUNNEN DRIVE
SUITE 104
ST. LOUIS, MO 63143
P: 314.645.1132 F: 314.645.1173
PROJECT #18004375.03

ARCHITECT/ENGINEER OF RECORD

Romanyk Consulting
Focusing on what matters
Romanyk Consulting Corp. www.romanykconsulting.com
3308 Preston Road, Suite 350-164, Plano, Texas 75093

STAMP

REGISTERED COMMUNICATIONS DISTRIBUTION DESIGNER
Bicsi
DAVID LARSON
BICSI ID # 105098
EXPIRES 12-31-25
RCDD

Office of Construction and Facilities Management

VA U.S. Department of Veterans Affairs

Drawing Title: BUILDING 111 SECOND FLOOR PLAN - TECHNOLOGY - AREA C

Approved:

Phase: FINAL BID DOCUMENTS

Sprinklered: FULLY SPRINKLERED

Project Title: EHRM INFRASTRUCTURE UPGRADES - MILWAUKEE, WI

Location: 5000 W. NATIONAL AVENUE MILWAUKEE, WI

Issue Date: SEPTEMBER 05, 2025

Checked: PHINIE

Drawn: MAIBEJ

Project Number: 695-21-700

Building Number: 111

Drawing Number: 111-TN1102C

VA FORM 08 - 6231

Autodesk Docs://OCFM East - Milwaukee EHRM (R24)/T24_18004375.03_VA MilwEHRM_C.rvt

9/3/2025 4:02:15 PM

GENERAL NOTES:

1. REFER TO 1/TN400 FOR TECHNOLOGY ROUGH IN DETAIL.
2. ALL NETWORK CABLES ON THIS SHEET SHALL TERMINATE IN TR-111-2557.
3. CONTRACTOR TO PROVIDE NEW J-HOOK ROUTES FOR ALL NEW CABLING. J-HOOK SIZE AND QUANTITY TO BE PER MANUFACTURER RECOMMENDATIONS.
4. REFER TO TN500-TN509 FOR RISER DIAGRAMS.
5. REFER TO SHEET TN402 FOR PENETRATION DETAILS.
6. THESE DRAWINGS MAKE THE BEST ATTEMPT TO IDENTIFY EXISTING DATA DROPS/WORK AREA OUTLETS. AS LONG AS THE TOTAL NEWLY INSTALLED DATA DROP COUNT DOES NOT VARY +/- 10% IDENTIFIED ON THESE DRAWINGS, THE CONTRACTOR'S SCOPE SHALL BE UNCHANGED.
7. NEW WORK AREA OUTLETS SHALL BE LOCATED IN EXISTING BOXES. WORK AREA OUTLETS SHOWN ON THIS SHEET MAY NOT BE IN THE EXACT LOCATION AS IDENTIFIED.
8. ALL HORIZONTAL CABLING IN BUILDING 111 24## ROOM NUMBERS SHALL BE SHIELDED.
9. CONTRACTOR TO INCLUDE AN ALLOWANCE FOR 10% ADDITIONAL 2-PORTS CAT6A INFORMATION OUTLETS IN THEIR PROPOSAL FOR THIS SHEET. FUTURE INFORMATION OUTLET LOCATIONS WILL BE DETERMINED BY THE VA AT A LATER DATE.

KEYNOTES: (#)

1. GC TO PROVIDE AND PULL ONE CAT6A CABLE BETWEEN SSC AND NEW TR-111-2557 FOR EXISTING TO REMAIN BIOMED LEAF EQUIPMENT. GC SHALL SECURE LEAF DEVICE TO SSC WALL. COORDINATE LOCATION WITH VA BIOMED.
2. GC TO PROVIDE AND PULL ONE FIBER PAIR BETWEEN EXISTING SSC AND NEW ICC FOR EXISTING TO REMIN BIOMED FIBER PANEL (2507B).
3. ALL OUTLETS SHOWN IN THIS ROOM IS EXISTING TO REMAIN.

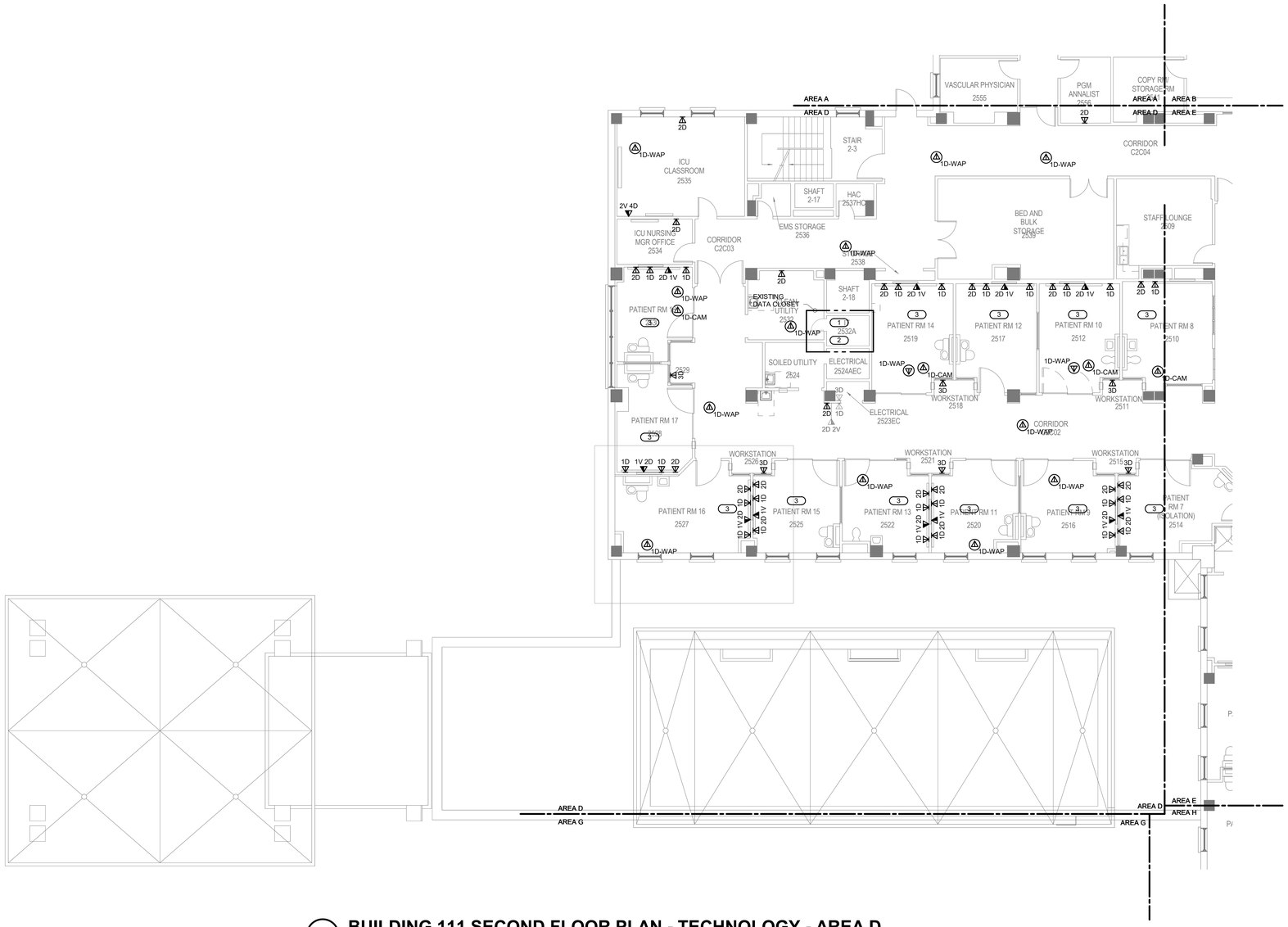

1 BUILDING 111 SECOND FLOOR PLAN - TECHNOLOGY - AREA D

1/8" = 1'-0"

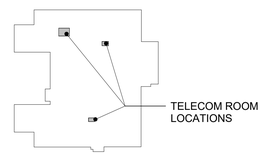

KEY PLAN - BLDG 111

NTS

TRUE NORTH
PLAN NORTH

Revisions:	Date:
35% SCHEMATIC DESIGN SUBMISSION	5.17.21
65% DESIGN DEVELOPMENT SUBMISSION	6.15.21
65% DESIGN DEVELOPMENT RESUBMISSION	8.25.21

CONSULTANT

IMEG
The FUTURE. Built Smarter www.imegcorp.com
15 SUNNEN DRIVE
SUITE 104
ST. LOUIS, MO 63143
P: 314.645.1132 F: 314.645.1173
PROJECT #18004375.03

ARCHITECT/ENGINEER OF RECORD

Romanyk Consulting
Focusing on what matters
Romanyk Consulting Corp. www.romanykconsulting.com
3308 Preston Road, Suite 350-164, Plano, Texas 75093

STAMP

REGISTERED COMMUNICATIONS DISTRIBUTION DESIGNER
Bicsi
DAVID LARSON
BICSI ID # 106098
EXPIRES 12-31-25
RCDD

Office of Construction and Facilities Management

VA U.S. Department of Veterans Affairs

Drawing Title: BUILDING 111 SECOND FLOOR PLAN - TECHNOLOGY - AREA D

Approved:

Phase: FINAL BID DOCUMENTS

Sprinklered: FULLY SPRINKLERED

Project Title: EHRM INFRASTRUCTURE UPGRADES - MILWAUKEE, WI

Location: 5000 W. NATIONAL AVENUE MILWAUKEE, WI

Issue Date: SEPTEMBER 05, 2025 | Checked: PHINIE | Drawn: MAIBEJ

Project Number: 695-21-700

Building Number: 111

Drawing Number: 111-TN1102D

VA FORM 08 - 6231

Autodesk Docs://OCFM East - Milwaukee EHRM (R24)/T24_18004375.03_VA MilwEHRM_C.rvt

9/3/2025 4:02:17 PM

GENERAL NOTES:

1. REFER TO 1/TN400 FOR TECHNOLOGY ROUGH IN DETAIL.
2. ALL NETWORK CABLES ON THIS SHEET SHALL TERMINATE IN TR-111-2557.
3. CONTRACTOR TO PROVIDE NEW J-HOOK ROUTES FOR ALL NEW CABLING. J-HOOK SIZE AND QUANTITY TO BE PER MANUFACTURER RECOMMENDATIONS.
4. REFER TO TN500-TN509 FOR RISER DIAGRAMS.
5. REFER TO SHEET TN402 FOR PENETRATION DETAILS.
6. THESE DRAWINGS MAKE THE BEST ATTEMPT TO IDENTIFY EXISTING DATA DROPS/WORK AREA OUTLETS. AS LONG AS THE TOTAL NEWLY INSTALLED DATA DROP COUNT DOES NOT VARY +/- 10% IDENTIFIED ON THESE DRAWINGS, THE CONTRACTOR'S SCOPE SHALL BE UNCHANGED.
7. NEW WORK AREA OUTLETS SHALL BE LOCATED IN EXISTING BOXES. WORK AREA OUTLETS SHOWN ON THIS SHEET MAY NOT BE IN THE EXACT LOCATION AS IDENTIFIED.
8. ALL HORIZONTAL CABLING IN BUILDING 111 24## ROOM NUMBERS SHALL BE SHIELDED.
9. CONTRACTOR TO INCLUDE AN ALLOWANCE FOR 10% ADDITIONAL 2-PORTS CAT6A INFORMATION OUTLETS IN THEIR PROPOSAL FOR THIS SHEET. FUTURE INFORMATION OUTLET LOCATIONS WILL BE DETERMINED BY THE VA AT A LATER DATE.

KEYNOTES: (#)

1. FURNISH, INSTALL AND TERMINATE SIX (6) CAT 6 A CABLES FROM MODULAR PATCH PANEL THIS ROOM, TO TR-111-2-1 FOR BIOMED. CABLES SHALL HAVE AN ORANGE JACKET.
2. FIRE RATED SLEEVES SHALL BE INSTALLED AT ANY RATED WALL WHERE CABLING MUST PASS THROUGH. COORDINATE WITH ARCHITECTURAL DRAWINGS AND VERIFY EXACT LOCATIONS OF FIRE SEPARATIONS.
3. ALL OUTLETS SHOWN ON HEADWALL IN THIS ROOM IS EXISTING TO REMAIN.

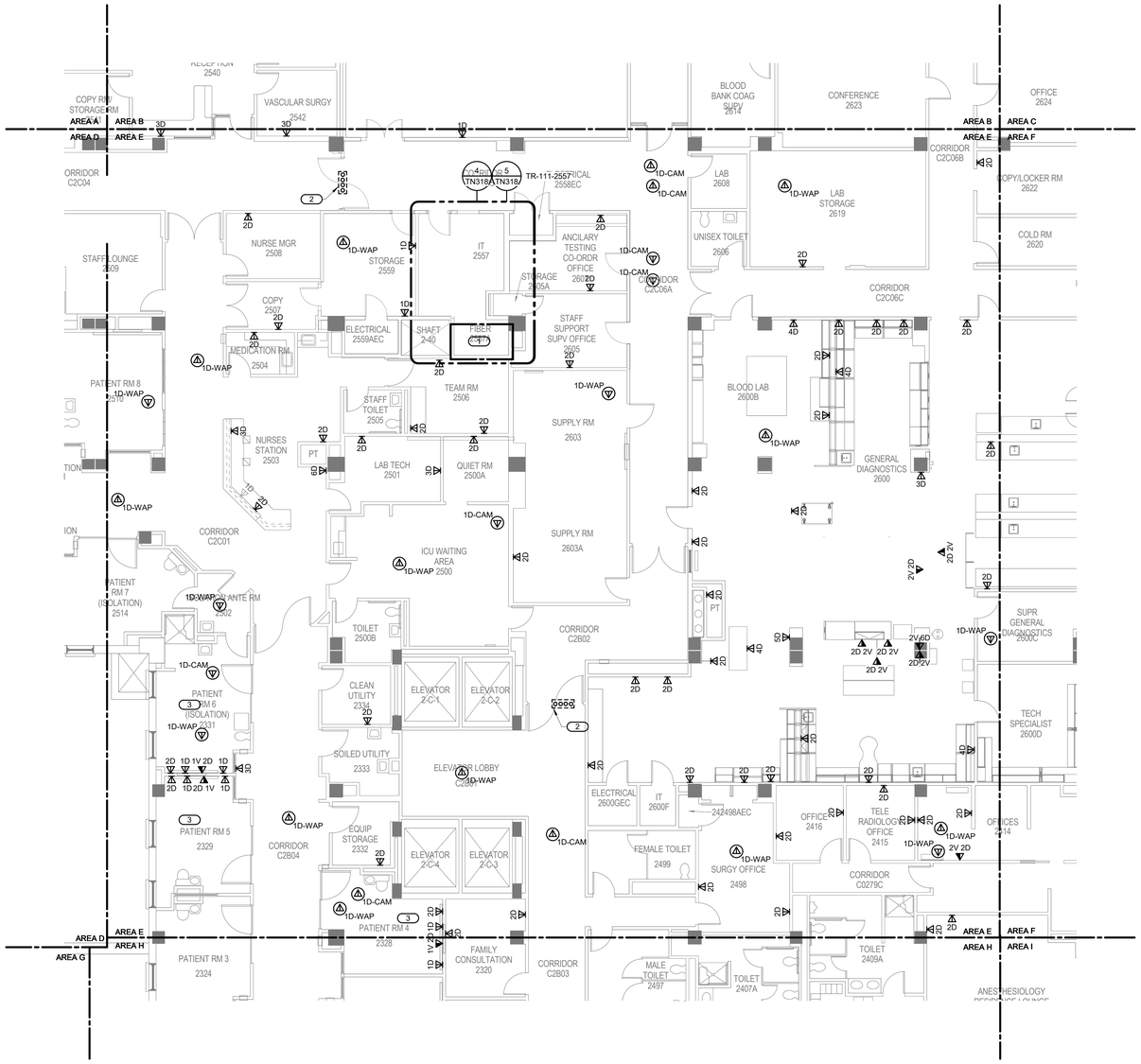

1 BUILDING 111 SECOND FLOOR PLAN - TECHNOLOGY - AREA E

1/8" = 1'-0"

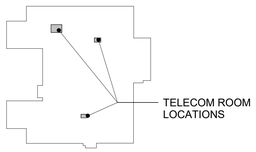

KEY PLAN - BLDG 111

NTS

TRUE NORTH
PLAN NORTH

35% SCHEMATIC DESIGN SUBMISSION	5.17.21
65% DESIGN DEVELOPMENT SUBMISSION	6.15.21
65% DESIGN DEVELOPMENT RESUBMISSION	8.25.21
Revisions:	Date:

CONSULTANT

IMEG
The FUTURE. Built Smarter www.imegcorp.com
15 SUNNEN DRIVE
SUITE 104
ST. LOUIS, MO 63143
P: 314.645.1132 F: 314.645.1173
PROJECT #18004375.03

ARCHITECT/ENGINEER OF RECORD

Romanyk Consulting
Focusing on what matters
Romanyk Consulting Corp. www.romanykconsulting.com
3308 Preston Road, Suite 350-164, Plano, Texas 75093

STAMP

REGISTERED COMMUNICATIONS DISTRIBUTION DESIGNER
Bicsi
DAVID LARSON
BICSI ID # 106098
Expires 12-31-25
RCDD

Office of Construction and Facilities Management

VA U.S. Department of Veterans Affairs

Drawing Title: BUILDING 111 SECOND FLOOR PLAN - TECHNOLOGY - AREA E

Approved:

Phase: FINAL BID DOCUMENTS

Sprinklered: FULLY SPRINKLERED

Project Title: EHRM INFRASTRUCTURE UPGRADES - MILWAUKEE, WI

Location: 5000 W. NATIONAL AVENUE MILWAUKEE, WI

Issue Date: SEPTEMBER 05, 2025 | Checked: PHINIE | Drawn: MAIBEJ

Project Number: 695-21-700

Building Number: 111

Drawing Number: 111-TN1102E

VA FORM 08 - 6231

Autodesk Docs://OCFM East - Milwaukee EHRM (R24)/T24_18004375.03_VA MilwEHRM_C.rvt

9/3/2025 4:02:19 PM

GENERAL NOTES:

1. REFER TO 1/TN400 FOR TECHNOLOGY ROUGH IN DETAIL.
2. ALL NETWORK CABLES ON THIS SHEET SHALL TERMINATE IN TR-111-2428A.
3. CONTRACTOR TO PROVIDE NEW J-HOOK ROUTES FOR ALL NEW CABLING. J-HOOK SIZE AND QUANTITY TO BE PER MANUFACTURER RECOMMENDATIONS.
4. REFER TO TN500-TN509 FOR RISER DIAGRAMS.
5. REFER TO SHEET TN402 FOR PENETRATION DETAILS.
6. THESE DRAWINGS MAKE THE BEST ATTEMPT TO IDENTIFY EXISTING DATA DROPS/WORK AREA OUTLETS. AS LONG AS THE TOTAL NEWLY INSTALLED DATA DROP COUNT DOES NOT VARY +/- 10% IDENTIFIED ON THESE DRAWINGS, THE CONTRACTOR'S SCOPE SHALL BE UNCHANGED.
7. NEW WORK AREA OUTLETS SHALL BE LOCATED IN EXISTING BOXES. WORK AREA OUTLETS SHOWN ON THIS SHEET MAY NOT BE IN THE EXACT LOCATION AS IDENTIFIED.
8. ALL HORIZONTAL CABLING IN BUILDING 111 24## ROOM NUMBERS SHALL BE SHIELDED.
9. CONTRACTOR TO INCLUDE AN ALLOWANCE FOR 10% ADDITIONAL 2-PORTS CAT6A INFORMATION OUTLETS IN THEIR PROPOSAL FOR THIS SHEET. FUTURE INFORMATION OUTLET LOCATIONS WILL BE DETERMINED BY THE VA AT A LATER DATE.

KEYNOTES: (#)

1. FURNISH, INSTALL AND TERMINATE SIX (6) CAT 6 A CABLES FROM MODULAR PATCH PANEL THIS ROOM, TO TR-111-2-2 FOR BIOMED. CABLES SHALL HAVE AN ORANGE JACKET.
2. FIRE RATED SLEEVES SHALL BE INSTALLED AT ANY RATED WALL WHERE CABLING MUST PASS THROUGH. COORDINATE WITH ARCHITECTURAL DRAWINGS AND VERIFY EXACT LOCATIONS OF FIRE SEPARATIONS.

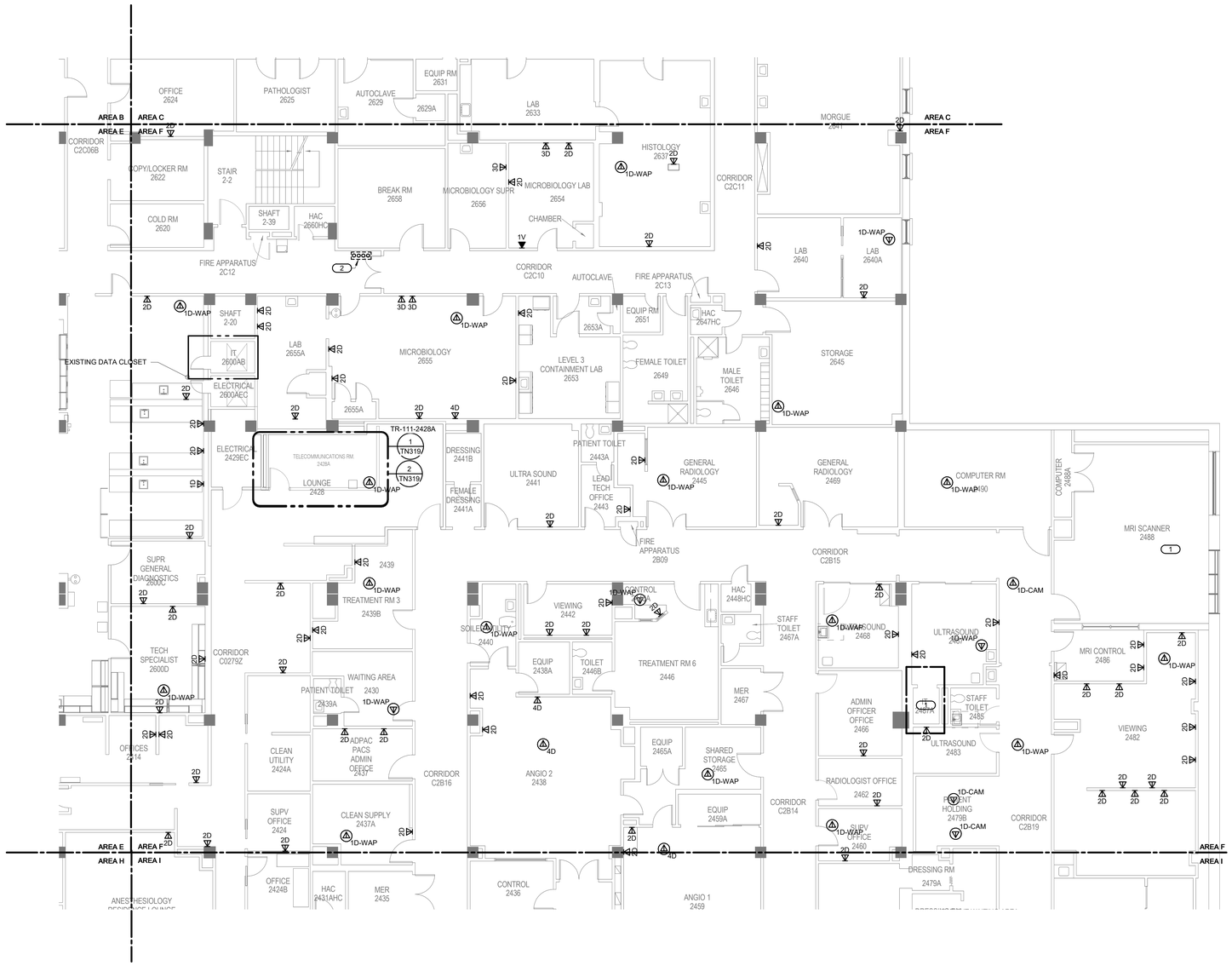

1 BUILDING 111 SECOND FLOOR PLAN - TECHNOLOGY - AREA F

1/8" = 1'-0"

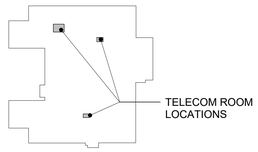

KEY PLAN - BLDG 111

NTS

TRUE NORTH
PLAN NORTH

35% SCHEMATIC DESIGN SUBMISSION	5.17.21
65% DESIGN DEVELOPMENT SUBMISSION	6.15.21
65% DESIGN DEVELOPMENT RESUBMISSION	8.25.21
Revisions:	Date:

CONSULTANT

IMEG
The FUTURE. Built Smarter www.imegcorp.com
15 SUNNEN DRIVE
SUITE 104
ST. LOUIS, MO 63143
P: 314.645.1132 F: 314.645.1173
PROJECT #18004375.03

ARCHITECT/ENGINEER OF RECORD

Romanyk Consulting
Focusing on what matters
Romanyk Consulting Corp. www.romanykconsulting.com
3308 Preston Road, Suite 350-164, Plano, Texas 75093

STAMP

REGISTERED COMMUNICATIONS DISTRIBUTION DESIGNER
Bicsi
DAVID LARSON
BICSI ID # 106098
EXPIRES 12-31-25
RCDD

Office of Construction and Facilities Management

VA U.S. Department of Veterans Affairs

Drawing Title: BUILDING 111 SECOND FLOOR PLAN - TECHNOLOGY - AREA F

Approved:

Phase: FINAL BID DOCUMENTS

Sprinklered: FULLY SPRINKLERED

Project Title: EHRM INFRASTRUCTURE UPGRADES - MILWAUKEE, WI

Location: 5000 W. NATIONAL AVENUE MILWAUKEE, WI

Issue Date: SEPTEMBER 05, 2025 | Checked: PHINIE | Drawn: MAIBEJ

Project Number: 695-21-700

Building Number: 111

Drawing Number: 111-TN1102F

VA FORM 08 - 6231

Autodesk Docs://OCFM East - Milwaukee EHRM (R24)/T24_18004375.03_VA MilwEHRM_C.rvt

9/3/2025 4:02:21 PM

Graphic Scale: 1/16" = 1'-0"
Graphic Scale: 1/8" = 1'-0"
Graphic Scale: 3/32" = 1'-0"
Graphic Scale: 1/4" = 1'-0"
Graphic Scale: 3/16" = 1'-0"
Graphic Scale: 1/2" = 1'-0"
Graphic Scale: 3/4" = 1'-0"
Graphic Scale: 1" = 1'-0"
Graphic Scale: 1 1/2" = 1'-0"

GENERAL NOTES:

1. NO WORK SHOWN ON THIS SHEET. SHEET SHOWN FOR REFERENCE ONLY.

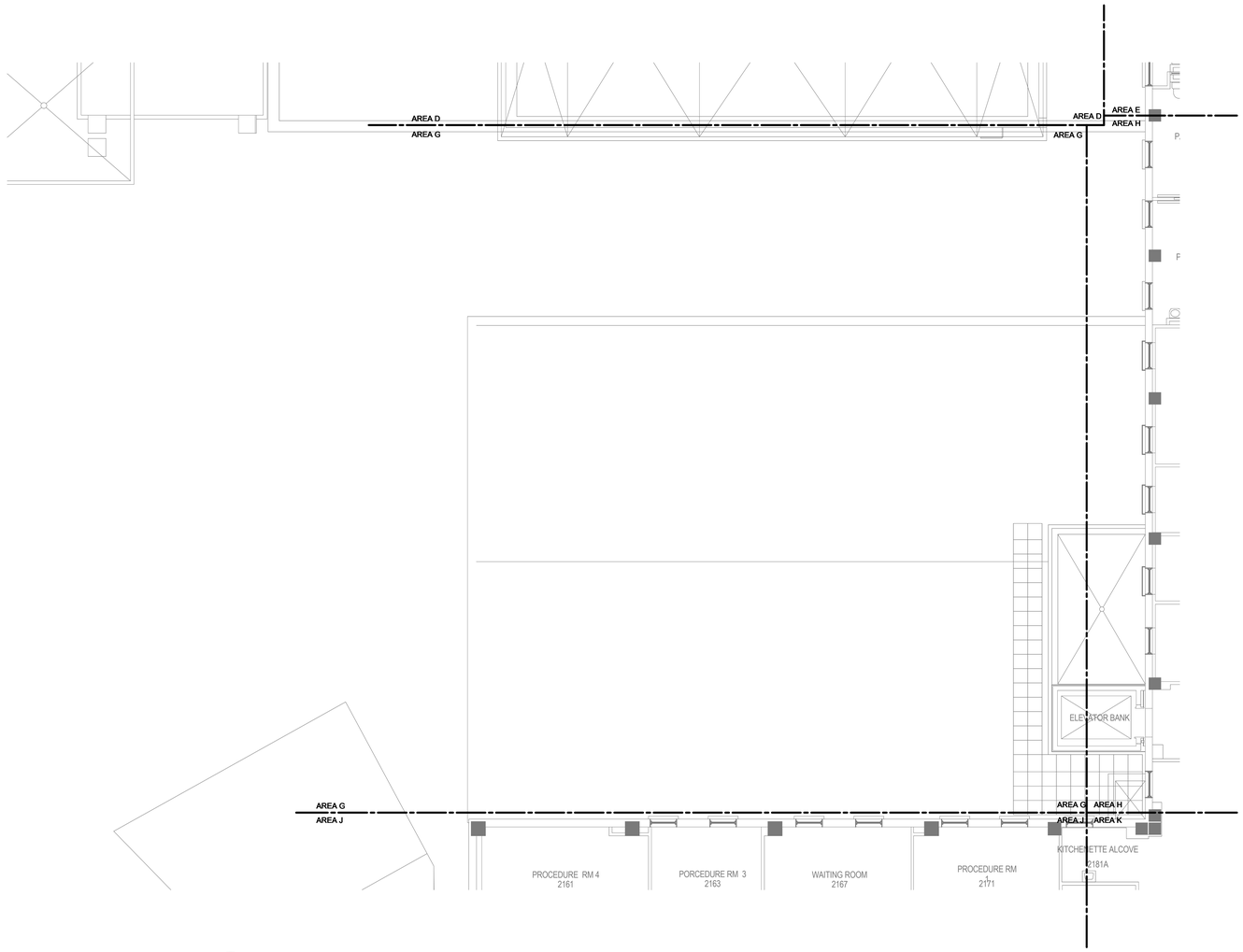

1 BUILDING 111 SECOND FLOOR PLAN - TECHNOLOGY - AREA G

1/8" = 1'-0"

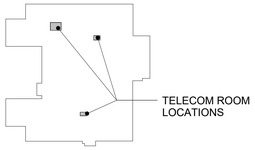

KEY PLAN - BLDG 111

NTS

TRUE NORTH
PLAN NORTH

Revisions:	Date:
35% SCHEMATIC DESIGN SUBMISSION	5.17.21
65% DESIGN DEVELOPMENT SUBMISSION	6.15.21
65% DESIGN DEVELOPMENT RESUBMISSION	8.25.21

CONSULTANT

IMEG
The FUTURE. Built Smarter www.imegcorp.com
15 SUNNEN DRIVE
SUITE 104
ST. LOUIS, MO 63143
P: 314.645.1132 F: 314.645.1173
PROJECT #18004375.03

ARCHITECT/ENGINEER OF RECORD

Romanyk Consulting
Focusing on what matters
Romanyk Consulting Corp. www.romanykconsulting.com
3308 Preston Road, Suite 350-164, Plano, Texas 75093

STAMP

REGISTERED COMMUNICATIONS DISTRIBUTION DESIGNER
Bicsi
DAVID LARSON
BICSI ID # 106098
EXPIRES 12-31-25
RCDD

Office of Construction and Facilities Management

VA U.S. Department of Veterans Affairs

Drawing Title: BUILDING 111 SECOND FLOOR PLAN - TECHNOLOGY - AREA G

Approved:

Phase: FINAL BID DOCUMENTS

Sprinklered: FULLY SPRINKLERED

Project Title: EHRM INFRASTRUCTURE UPGRADES - MILWAUKEE, WI

Location: 5000 W. NATIONAL AVENUE MILWAUKEE, WI

Issue Date: SEPTEMBER 05, 2025 | Checked: PHINIE | Drawn: MAIBEJ

Project Number: 695-21-700

Building Number: 111

Drawing Number: 111-TN1102G

VA FORM 08 - 6231

Autodesk Docs://OCFM East - Milwaukee EHRM (R24)/724_18004375.03_VA MilwEHRM_C.rvt

9/3/2025 4:02:22 PM

GENERAL NOTES:

1. REFER TO 1/TN400 FOR TECHNOLOGY ROUGH IN DETAIL.
2. ALL NETWORK CABLES ON THIS SHEET SHALL TERMINATE IN TR-111-2235.
3. CONTRACTOR TO PROVIDE NEW J-HOOK ROUTES FOR ALL NEW CABLING. J-HOOK SIZE AND QUANTITY TO BE PER MANUFACTURER RECOMMENDATIONS.
4. REFER TO TN500-TN509 FOR RISER DIAGRAMS.
5. REFER TO SHEET TN402 FOR PENETRATION DETAILS.
6. THESE DRAWINGS MAKE THE BEST ATTEMPT TO IDENTIFY EXISTING DATA DROPS/WORK AREA OUTLETS. AS LONG AS THE TOTAL NEWLY INSTALLED DATA DROP COUNT DOES NOT VARY +/- 10% IDENTIFIED ON THESE DRAWINGS, THE CONTRACTOR'S SCOPE SHALL BE UNCHANGED.
7. NEW WORK AREA OUTLETS SHALL BE LOCATED IN EXISTING BOXES. WORK AREA OUTLETS SHOWN ON THIS SHEET MAY NOT BE IN THE EXACT LOCATION AS IDENTIFIED.
8. ALL HORIZONTAL CABLING IN BUILDING 111 24## ROOM NUMBERS SHALL BE SHIELDED.
9. CONTRACTOR TO INCLUDE AN ALLOWANCE FOR 10% ADDITIONAL 2-PORTS CAT6A INFORMATION OUTLETS IN THEIR PROPOSAL FOR THIS SHEET. FUTURE INFORMATION OUTLET LOCATIONS WILL BE DETERMINED BY THE VA AT A LATER DATE.

KEYNOTES: (#)

1. EXISTING DATA TO REMAIN FOR NETWORKED BIOMED INTERCOM/MONITOR.
2. ALL OUTLETS SHOWN ON HEADWALL IN THIS ROOM IS EXISTING TO REMAIN.

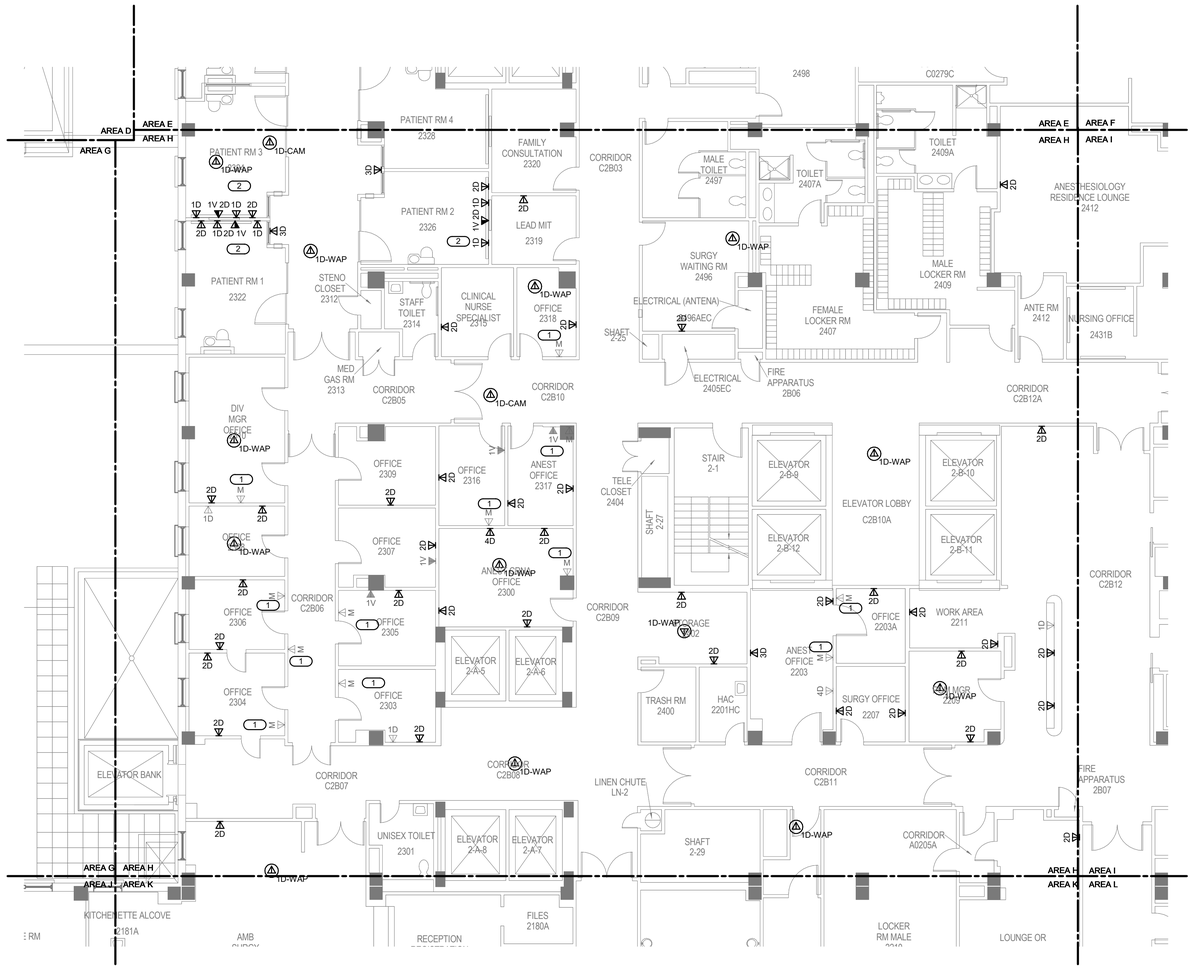

1 BUILDING 111 SECOND FLOOR PLAN - TECHNOLOGY - AREA H

1/8" = 1'-0"

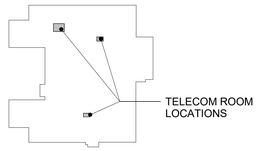

KEY PLAN - BLDG 111

NTS

TRUE NORTH
PLAN NORTH

Revisions:	Date:
35% SCHEMATIC DESIGN SUBMISSION	5.17.21
65% DESIGN DEVELOPMENT SUBMISSION	6.15.21
65% DESIGN DEVELOPMENT RESUBMISSION	8.25.21

CONSULTANT

IMEG
The FUTURE. Built Smarter. www.imegcorp.com
15 SUNNEN DRIVE
SUITE 104
ST. LOUIS, MO 63143
P: 314.645.1132 F: 314.645.1173
PROJECT #180043 75.03

ARCHITECT/ENGINEER OF RECORD

Romanyk Consulting
Focusing on what matters
Romanyk Consulting Corp. www.romanykconsulting.com
3308 Preston Road, Suite 350-164, Plano, Texas 75093

STAMP

REGISTERED COMMUNICATIONS DISTRIBUTION DESIGNER
Bicsi
DAVID LARSON
BICSI ID # 106098
Expires 12-31-25
RCDD

Office of Construction and Facilities Management

VA U.S. Department of Veterans Affairs

Drawing Title: BUILDING 111 SECOND FLOOR PLAN - TECHNOLOGY - AREA H

Approved:

Phase: FINAL BID DOCUMENTS

Sprinklered: FULLY SPRINKLERED

Project Title: EHRM INFRASTRUCTURE UPGRADES - MILWAUKEE, WI

Location: 5000 W. NATIONAL AVENUE MILWAUKEE, WI

Issue Date: SEPTEMBER 05, 2025 | Checked: PHINIE | Drawn: MAIBEJ

Project Number: 695-21-700

Building Number: 111

Drawing Number: 111-TN1102H

VA FORM 08 - 6231

Autodesk Docs://OCFM East - Milwaukee EHRM (R24)/T24_180043 75.03_VA MilwEHRM_C.rvt

9/3/2025 4:02:24 PM

GENERAL NOTES:

1. REFER TO 1/TN400 FOR TECHNOLOGY ROUGH IN DETAIL.
2. ALL NETWORK CABLES ON THIS SHEET SHALL TERMINATE IN TR-111-2428A.
3. CONTRACTOR TO PROVIDE NEW J-HOOK ROUTES FOR ALL NEW CABLING. J-HOOK SIZE AND QUANTITY TO BE PER MANUFACTURER RECOMMENDATIONS.
4. REFER TO TN500-TN509 FOR RISER DIAGRAMS.
5. REFER TO SHEET TN402 FOR PENETRATION DETAILS.
6. THESE DRAWINGS MAKE THE BEST ATTEMPT TO IDENTIFY EXISTING DATA DROPS/WORK AREA OUTLETS. AS LONG AS THE TOTAL NEWLY INSTALLED DATA DROP COUNT DOES NOT VARY +/- 10% IDENTIFIED ON THESE DRAWINGS, THE CONTRACTOR'S SCOPE SHALL BE UNCHANGED.
7. NEW WORK AREA OUTLETS SHALL BE LOCATED IN EXISTING BOXES. WORK AREA OUTLETS SHOWN ON THIS SHEET MAY NOT BE IN THE EXACT LOCATION AS IDENTIFIED.
8. ALL HORIZONTAL CABLING IN BUILDING 111 24## ROOM NUMBERS SHALL BE SHIELDED.
9. CONTRACTOR TO INCLUDE AN ALLOWANCE FOR 10% ADDITIONAL 2-PORTS CAT6A INFORMATION OUTLETS IN THEIR PROPOSAL FOR THIS SHEET. FUTURE INFORMATION OUTLET LOCATIONS WILL BE DETERMINED BY THE VA AT A LATER DATE.

KEYNOTES: (#)

1. FIRE RATED SLEEVES SHALL BE INSTALLED AT ANY RATED WALL WHERE CABLING MUST PASS THROUGH. COORDINATE WITH ARCHITECTURAL DRAWINGS AND VERIFY EXACT LOCATIONS OF FIRE SEPARATIONS.
2. EXISTING DATA TO REMAIN FOR NETWORKED BIOMED INTERCOM/MONITOR.
3. ONE PORT TO BE PROVIDED FOR BIOMED AS PART OF A SEPARATE PROJECT. ONE PORT TO BE PROVIDED FOR OIT AND TERMINATE TO NEW TR.

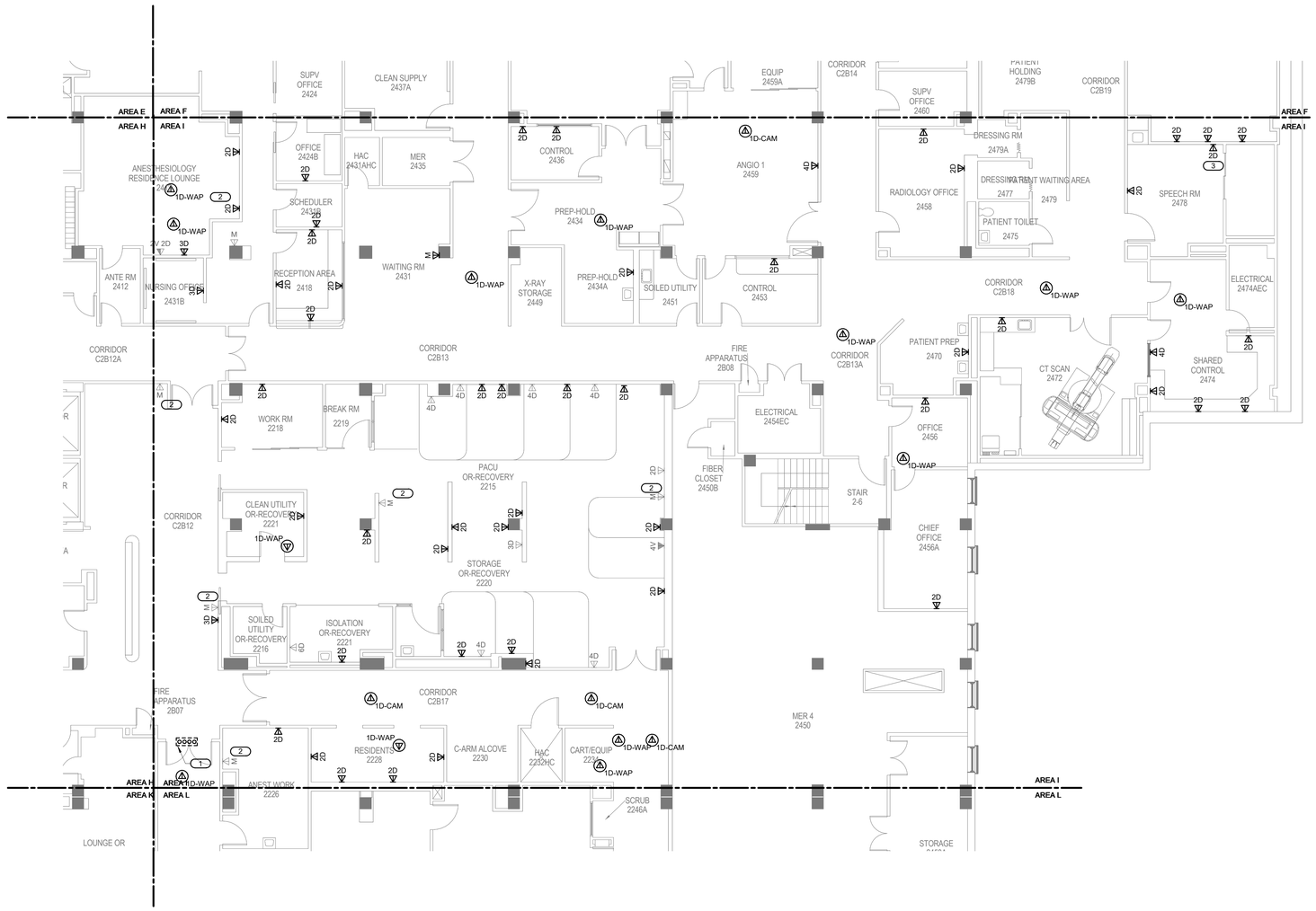

1 **BUILDING 111 SECOND FLOOR PLAN - TECHNOLOGY - AREA I**
1/8" = 1'-0"

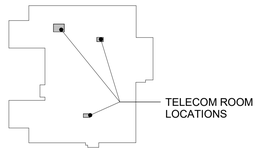

KEY PLAN - BLDG 111
NTS

TRUE NORTH
PLAN NORTH

35% SCHEMATIC DESIGN SUBMISSION	5.17.21
65% DESIGN DEVELOPMENT SUBMISSION	6.15.21
65% DESIGN DEVELOPMENT RESUBMISSION	8.25.21
Revisions:	Date:

CONSULTANT

IMEG
The FUTURE. Built Smarter. www.imegcorp.com
15 SUNNEN DRIVE
SUITE 104
ST. LOUIS, MO 63143
P: 314.645.1132 F: 314.645.1173
PROJECT #180043750.03

ARCHITECT/ENGINEER OF RECORD

Romanyk Consulting
Focusing on what matters
Romanyk Consulting Corp. www.romanykconsulting.com
3308 Preston Road, Suite 350-164, Plano, Texas 75093

STAMP

REGISTERED COMMUNICATIONS DISTRIBUTION DESIGNER
Bicsi
DAVID LARSON
BICSI ID 106098
Expires 12-31-25
RCDD

Office of Construction and Facilities Management
VA U.S. Department of Veterans Affairs

Drawing Title: BUILDING 111 SECOND FLOOR PLAN - TECHNOLOGY - AREA I

Phase: FINAL BID DOCUMENTS

Project Title: EHRM INFRASTRUCTURE UPGRADES - MILWAUKEE, WI

Project Number: 695-21-700

Building Number: 111

Approved:

Sprinklered: FULLY SPRINKLERED

Location: 5000 W. NATIONAL AVENUE MILWAUKEE, WI

Issue Date: SEPTEMBER 05, 2025 | Checked: PHINIE | Drawn: MAIBEJ

Drawing Number: 111-TN1102I

VA FORM 08 - 6231

Autodesk Docs://OCFM East - Milwaukee EHRM (R24)/T24_180043750.03_VA MilwEHRM_C.rvt
9/3/2025 4:02:26 PM

GENERAL NOTES:

1. REFER TO 1/TN400 FOR TECHNOLOGY ROUGH IN DETAIL.
2. ALL NETWORK CABLES ON THIS SHEET SHALL TERMINATE IN TR-111-2235.
3. CONTRACTOR TO PROVIDE NEW J-HOOK ROUTES FOR ALL NEW CABLING. J-HOOK SIZE AND QUANTITY TO BE PER MANUFACTURER RECOMMENDATIONS.
4. REFER TO TN500-TN509 FOR RISER DIAGRAMS.
5. REFER TO SHEET TN402 FOR PENETRATION DETAILS.
6. THESE DRAWINGS MAKE THE BEST ATTEMPT TO IDENTIFY EXISTING DATA DROPS/WORK AREA OUTLETS. AS LONG AS THE TOTAL NEWLY INSTALLED DATA DROP COUNT DOES NOT VARY +/- 10% IDENTIFIED ON THESE DRAWINGS, THE CONTRACTOR'S SCOPE SHALL BE UNCHANGED.
7. NEW WORK AREA OUTLETS SHALL BE LOCATED IN EXISTING BOXES. WORK AREA OUTLETS SHOWN ON THIS SHEET MAY NOT BE IN THE EXACT LOCATION AS IDENTIFIED.
8. ALL HORIZONTAL CABLING IN BUILDING 111 24## ROOM NUMBERS SHALL BE SHIELDED.
9. CONTRACTOR TO INCLUDE AN ALLOWANCE FOR 10% ADDITIONAL 2-PORTS CAT6A INFORMATION OUTLETS IN THEIR PROPOSAL FOR THIS SHEET. FUTURE INFORMATION OUTLET LOCATIONS WILL BE DETERMINED BY THE VA AT A LATER DATE.

KEYNOTES: (#)

1. FURNISH, INSTALL AND TERMINATE SIX (6) CAT 6 A CABLES FROM MODULAR PATCH PANEL THIS ROOM, TO TR-111-2-3 FOR BIOMED. CABLES SHALL HAVE AN ORANGE JACKET.
2. 16 , FOUR 4 PORT FACEPLATES AT NURSES STATION TO RECEIVE NEW CAT 6A CABLING. COORDINATE WORK WITH THE BIOMED DEPARTMENT.
3. CONTRACTOR SHALL PROVIDE NEW CAT6A CABLES TO CEILING SPACE ABOVE THE TWO (2) BOOMS. COIL 25' OF CABLE ABOVE THE CEILING TO BE ABLE TO BE EXTENDED TO THE PLATES AND JACKS AT THE END OF THE BOOMS. CONTRACTOR SHALL PROVIDE AN INLINE RJ-45 COUPLER ON THE END OF THE NEW CAT6A CABLE. CONTRACTOR SHALL CUT THE EXISTING CAT 5 CABLE IN THE CEILING, ATTACH A NEW RJ-45 PLUG AND PLUG INTO THE NEW INLINE COUPLER, RESULTING IN NO WORK AT THE JACK/FACEPLATE ON THE BOOMS. THE NEW CAT6A CABLE WILL BE EXTENDED TO THE BOOM FACEPLATES IN A FUTURE PROJECT WHICH IS NOT PART OF THIS SCOPE.
4. PROVIDE AND INSTALL FOUR FIBER PAIRS TO THE NEW ICC FOR EXISTING TO REMAIN BIOMED GE SWITCHES.
5. PROVIDE AND INSTALL TWO FIBER PAIRS TO THE NEW ICC FOR AN EXISTING TO REMAIN "RESEARCH" SWITCH.

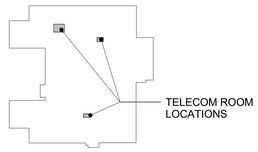

KEY PLAN - BLDG 111
NTS

1 BUILDING 111 SECOND FLOOR PLAN - TECHNOLOGY - AREA J

1/8" = 1'-0"

TRUE NORTH
PLAN NORTH

35% SCHEMATIC DESIGN SUBMISSION	5.17.21
65% DESIGN DEVELOPMENT SUBMISSION	6.15.21
65% DESIGN DEVELOPMENT RESUBMISSION	8.25.21
Revisions:	Date:

CONSULTANT

IMEG
The FUTURE. Built Smarter. www.imegcorp.com
15 SUNNEN DRIVE
SUITE 104
ST. LOUIS, MO 63143
P: 314.645.1132 F: 314.645.1173
PROJECT #18004375.03

ARCHITECT/ENGINEER OF RECORD

Romanyk Consulting
Focusing on what matters
Romanyk Consulting Corp. www.romanykconsulting.com
3308 Preston Road, Suite 350-164, Plano, Texas 75093

STAMP

REGISTERED COMMUNICATIONS DISTRIBUTION DESIGNER
BICSI
DAVID LARSON
BICSI ID # 106098
EXPIRES 12-31-25
RCDD

Office of Construction and Facilities Management

VA U.S. Department of Veterans Affairs

Drawing Title: BUILDING 111 SECOND FLOOR PLAN - TECHNOLOGY - AREA J	Phase: FINAL BID DOCUMENTS	Project Title: EHRM INFRASTRUCTURE UPGRADES - MILWAUKEE, WI	Project Number: 695-21-700
Approved:	Sprinklered: FULLY SPRINKLERED	Location: 5000 W. NATIONAL AVENUE MILWAUKEE, WI	Building Number: 111
		Issue Date: SEPTEMBER 05, 2025 / Checked: PHINIE / Drawn: MAIBEJ	Drawing Number: 111-TN1102J

VA FORM 08 - 6231

Autodesk Docs://OCFM East - Milwaukee EHRM (R24)/T24_18004375.03_VA MilwEHRM_C.rvt

9/3/2025 4:02:28 PM

Graphic Scale: 1/16" = 1'-0"
Graphic Scale: 1/8" = 1'-0"
Graphic Scale: 3/32" = 1'-0"
Graphic Scale: 1/4" = 1'-0"
Graphic Scale: 3/8" = 1'-0"
Graphic Scale: 1/2" = 1'-0"
Graphic Scale: 3/4" = 1'-0"
Graphic Scale: 1" = 1'-0"
Graphic Scale: 1 1/2" = 1'-0"

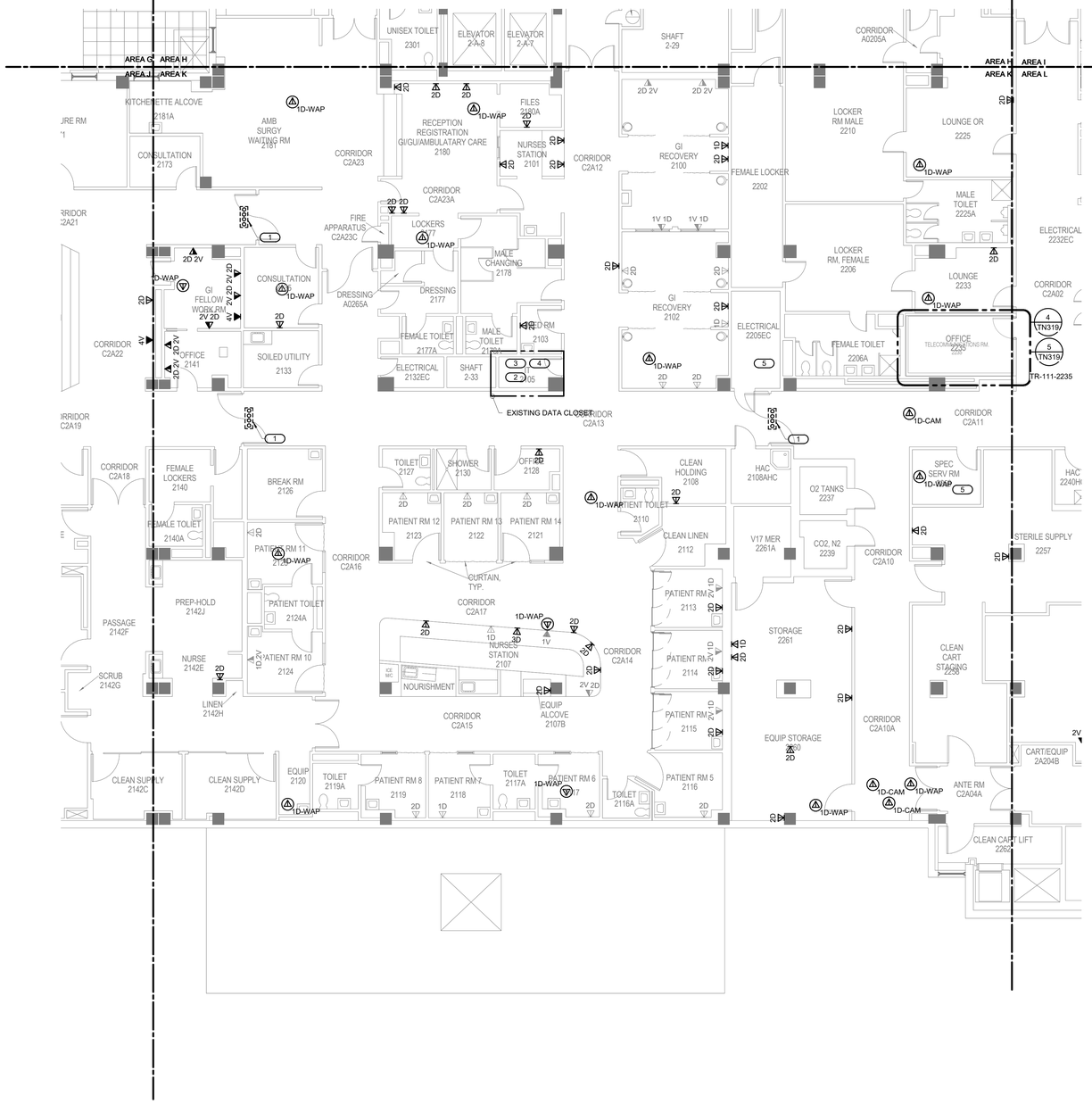

1 BUILDING 111 SECOND FLOOR PLAN - TECHNOLOGY - AREA K

1/8" = 1'-0"

GENERAL NOTES:

1. REFER TO 1/TN400 FOR TECHNOLOGY ROUGH IN DETAIL.
2. ALL NETWORK CABLES ON THIS SHEET SHALL TERMINATE IN TR-111-2235.
3. CONTRACTOR TO PROVIDE NEW J-HOOK ROUTES FOR ALL NEW CABLING. J-HOOK SIZE AND QUANTITY TO BE PER MANUFACTURER RECOMMENDATIONS.
4. REFER TO TN500-TN509 FOR RISER DIAGRAMS.
5. REFER TO SHEET TN402 FOR PENETRATION DETAILS.
6. THESE DRAWINGS MAKE THE BEST ATTEMPT TO IDENTIFY EXISTING DATA DROPS/WORK AREA OUTLETS. AS LONG AS THE TOTAL NEWLY INSTALLED DATA DROP COUNT DOES NOT VARY +/- 10% IDENTIFIED ON THESE DRAWINGS, THE CONTRACTOR'S SCOPE SHALL BE UNCHANGED.
7. NEW WORK AREA OUTLETS SHALL BE LOCATED IN EXISTING BOXES. WORK AREA OUTLETS SHOWN ON THIS SHEET MAY NOT BE IN THE EXACT LOCATION AS IDENTIFIED.
8. ALL HORIZONTAL CABLING IN BUILDING 111 24## ROOM NUMBERS SHALL BE SHIELDED.
9. CONTRACTOR TO INCLUDE AN ALLOWANCE FOR 10% ADDITIONAL 2-PORTS CAT6A INFORMATION OUTLETS IN THEIR PROPOSAL FOR THIS SHEET. FUTURE INFORMATION OUTLET LOCATIONS WILL BE DETERMINED BY THE VA AT A LATER DATE.

KEYNOTES: (#)

1. FIRE RATED SLEEVES SHALL BE INSTALLED AT ANY RATED WALL WHERE CABLING MUST PASS THROUGH. COORDINATE WITH ARCHITECTURAL DRAWINGS AND VERIFY EXACT LOCATIONS OF FIRE SEPARATIONS.
2. GC TO PROVIDE AND PULL ONE FIBER PAIR BETWEEN EXISTING SSC AND NEW ICC FOR EXISTING TO REMAIN BIOMED EQUIPMENT.
3. GC TO PROVIDE AND PULL FOUR FIBER PAIRS BETWEEN EXISTING SSC AND NEW ICC FOR EXISTING BIOMED GE SWITCHES.
4. GC TO PROVIDE AND PULL THIRTY CAT6A CABLES FROM SSC AND NEW TR-111-2235 FOR EXISTING TO REMAIN "EXTRON ELEC" INFRASTRUCTURE.
5. GC TO PROVIDE AND PULL ONE FIBER PAIR BETWEEN EXISTING DC AND NEW ICC FOR EXISTING TO REMAIN JERON NURSE CALL PANEL

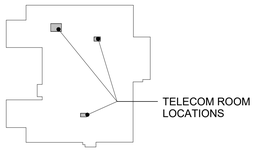

KEY PLAN - BLDG 111

NTS

TRUE NORTH
PLAN NORTH

Revisions:	Date:
35% SCHEMATIC DESIGN SUBMISSION	5.17.21
65% DESIGN DEVELOPMENT SUBMISSION	6.15.21
65% DESIGN DEVELOPMENT RESUBMISSION	8.25.21

CONSULTANT

IMEG
The FUTURE Built Smarter www.imegcorp.com
15 SUNNEN DRIVE
SUITE 104
ST. LOUIS, MO 63143
P: 314.645.1132 F: 314.645.1173
PROJECT #18004375.03

ARCHITECT/ENGINEER OF RECORD

Romanyk Consulting
Focusing on what matters
Romanyk Consulting Corp. www.romanykconsulting.com
3308 Preston Road, Suite 350-164, Plano, Texas 75093

STAMP

REGISTERED COMMUNICATIONS DISTRIBUTION DESIGNER
Bicsi
DAVID LARSON
BICSI ID # 106098
EXPIRES 12-31-25
RCDD

Office of Construction and Facilities Management

VA U.S. Department of Veterans Affairs

Drawing Title: BUILDING 111 SECOND FLOOR PLAN - TECHNOLOGY - AREA K

Approved:

Phase: FINAL BID DOCUMENTS

Sprinklered: FULLY SPRINKLERED

Project Title: EHRM INFRASTRUCTURE UPGRADES - MILWAUKEE, WI

Location: 5000 W. NATIONAL AVENUE MILWAUKEE, WI

Issue Date: SEPTEMBER 05, 2025 | Checked: PHINIE | Drawn: MAIBEJ

Project Number: 695-21-700

Building Number: 111

Drawing Number: 111-TN1102K

VA FORM 08 - 6231

Autodesk Docs://OCFM East - Milwaukee EHRM /R24/T24_18004375.03_VA MilwEHRM_C.rvt

9/3/2025 4:02:29 PM



1 BUILDING 111 SECOND FLOOR PLAN - TECHNOLOGY - AREA L

1/8" = 1'-0"

GENERAL NOTES:

1. REFER TO 1/TN400 FOR TECHNOLOGY ROUGH IN DETAIL.
2. ALL NETWORK CABLES ON THIS SHEET SHALL TERMINATE IN TR-111-2235.
3. CONTRACTOR TO PROVIDE NEW J-HOOK ROUTES FOR ALL NEW CABLING. J-HOOK SIZE AND QUANTITY TO BE PER MANUFACTURER RECOMMENDATIONS.
4. REFER TO TN500-TN509 FOR RISER DIAGRAMS.
5. REFER TO SHEET TN402 FOR PENETRATION DETAILS.
6. THESE DRAWINGS MAKE THE BEST ATTEMPT TO IDENTIFY EXISTING DATA DROPS/WORK AREA OUTLETS. AS LONG AS THE TOTAL NEWLY INSTALLED DATA DROP COUNT DOES NOT VARY +/- 10% IDENTIFIED ON THESE DRAWINGS, THE CONTRACTOR'S SCOPE SHALL BE UNCHANGED.
7. NEW WORK AREA OUTLETS SHALL BE LOCATED IN EXISTING BOXES. WORK AREA OUTLETS SHOWN ON THIS SHEET MAY NOT BE IN THE EXACT LOCATION AS IDENTIFIED.
8. ALL HORIZONTAL CABLING IN BUILDING 111 24## ROOM NUMBERS SHALL BE SHIELDED.
9. CONTRACTOR TO INCLUDE AN ALLOWANCE FOR 10% ADDITIONAL 2-PORTS CAT6A INFORMATION OUTLETS IN THEIR PROPOSAL FOR THIS SHEET. FUTURE INFORMATION OUTLET LOCATIONS WILL BE DETERMINED BY THE VA AT A LATER DATE.

KEYNOTES: (#)

1. FURNISH, INSTALL AND TERMINATE SIX (6) CAT 6 A CABLES FROM MODULAR PATCH PANEL THIS ROOM, TO TR-111-2235 FOR BIOMED. CABLES SHALL HAVE AN ORANGE JACKET.
2. 16 , FOUR 4 PORT FACEPLATES AT NURSES STATION TO RECEIVE NEW CAT 6A CABLING. COORDINATE WORK WITH THE BIOMED DEPARTMENT.
3. CONTRACTOR SHALL PROVIDE EIGHT (8) NEW CAT6A CABLES TO CEILING SPACE ABOVE EACH OF THE TWO (2) BOOMS. COIL 25' OF CABLE ABOVE THE CEILING TO BE ABLE TO BE EXTENDED TO THE PLATES AND JACKS AT THE END OF THE BOOMS. CONTRACTOR SHALL PROVIDE AN INLINE RJ-45 COUPLER ON THE END OF THE NEW CAT6A CABLE. CONTRACTOR SHALL CUT THE EXISTING CAT 5 CABLE IN THE CEILING, ATTACH A NEW RJ-45 PLUG AND PLUG INTO THE NEW INLINE COUPLER, RESULTING IN NO WORK AT THE JACK/FACEPLATE ON THE BOOMS. THE NEW CAT6A CABLE WILL BE EXTENDED TO THE BOOM FACEPLATES IN A FUTURE PROJECT WHICH IS NOT PART OF THIS SCOPE.
4. CONTRACTOR SHALL PROVIDE EIGHT (8) NEW CAT6A CABLES TO CEILING SPACE ABOVE EACH OF THE THREE (3) BOOMS. COIL 25' OF CABLE ABOVE THE CEILING TO BE ABLE TO BE EXTENDED TO THE PLATES AND JACKS AT THE END OF THE BOOMS. CONTRACTOR SHALL PROVIDE AN INLINE RJ-45 COUPLER ON THE END OF THE NEW CAT6A CABLE. CONTRACTOR SHALL CUT THE EXISTING CAT 5 CABLE IN THE CEILING, ATTACH A NEW RJ-45 PLUG AND PLUG INTO THE NEW INLINE COUPLER, RESULTING IN NO WORK AT THE JACK/FACEPLATE ON THE BOOMS. THE NEW CAT6A CABLE WILL BE EXTENDED TO THE BOOM FACEPLATES IN A FUTURE PROJECT WHICH IS NOT PART OF THIS SCOPE.
5. EXISTING DATA TO REMAIN FOR NETWORKED BIOMED INTERCOM/MONITOR.
6. PROVIDE AND INSTALL ONE FIBER PAIR TO THE NEW ICC FOR EXISTING TO REMAIN MOBILE ACCESS ANTENNA DEVICE.
7. PROVIDE AND INSTALL FOUR FIBER PAIRS TO THE NEW ICC FOR EXISTING TO REMAIN BIOMED GE SWITCHES.

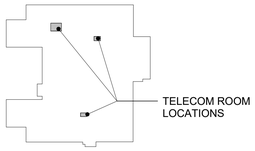

KEY PLAN - BLDG 111

NTS

TRUE NORTH
PLAN NORTH

Revisions:	Date:
35% SCHEMATIC DESIGN SUBMISSION	5.17.21
65% DESIGN DEVELOPMENT SUBMISSION	6.15.21
65% DESIGN DEVELOPMENT RESUBMISSION	8.25.21

CONSULTANT

IMEG
The FUTURE. Built Smarter. www.imegcorp.com
15 SUNNEN DRIVE
SUITE 104
ST. LOUIS, MO 63143
P: 314.645.1132 F: 314.645.1173
PROJECT #18004375.03

ARCHITECT/ENGINEER OF RECORD

Romanyk Consulting
Focusing on what matters
Romanyk Consulting Corp. www.romanykconsulting.com
3308 Preston Road, Suite 350-164, Plano, Texas 75093

STAMP

REGISTERED COMMUNICATIONS DISTRIBUTION DESIGNER
BICSI
DAVID LARSON
BICSI ID # 106098
EXPIRES 12-31-25
RCDD

Office of Construction and Facilities Management

VA U.S. Department of Veterans Affairs

Drawing Title: BUILDING 111 SECOND FLOOR PLAN - TECHNOLOGY - AREA L

Approved:

Phase: FINAL BID DOCUMENTS

Sprinklered: FULLY SPRINKLERED

Project Title: EHRM INFRASTRUCTURE UPGRADES - MILWAUKEE, WI

Location: 5000 W. NATIONAL AVENUE MILWAUKEE, WI

Issue Date: SEPTEMBER 05, 2025 | Checked: PHINIE | Drawn: MAIBEJ

Project Number: 695-21-700

Building Number: 111

Drawing Number: 111-TN1102L

VA FORM 08 - 6231

Autodesk Docs://OCFM East - Milwaukee EHRM (R24)/T24_18004375.03_VA MilwEHRM_C.rvt

9/3/2025 4:02:31 PM

KEYNOTES: (#)

1. EXISTING VERTICAL CHASE TO BE USED FOR BACKBONE PATHWAYS. REFER TO NEW WORK PLANS FOR ADDITIONAL INFORMATION.

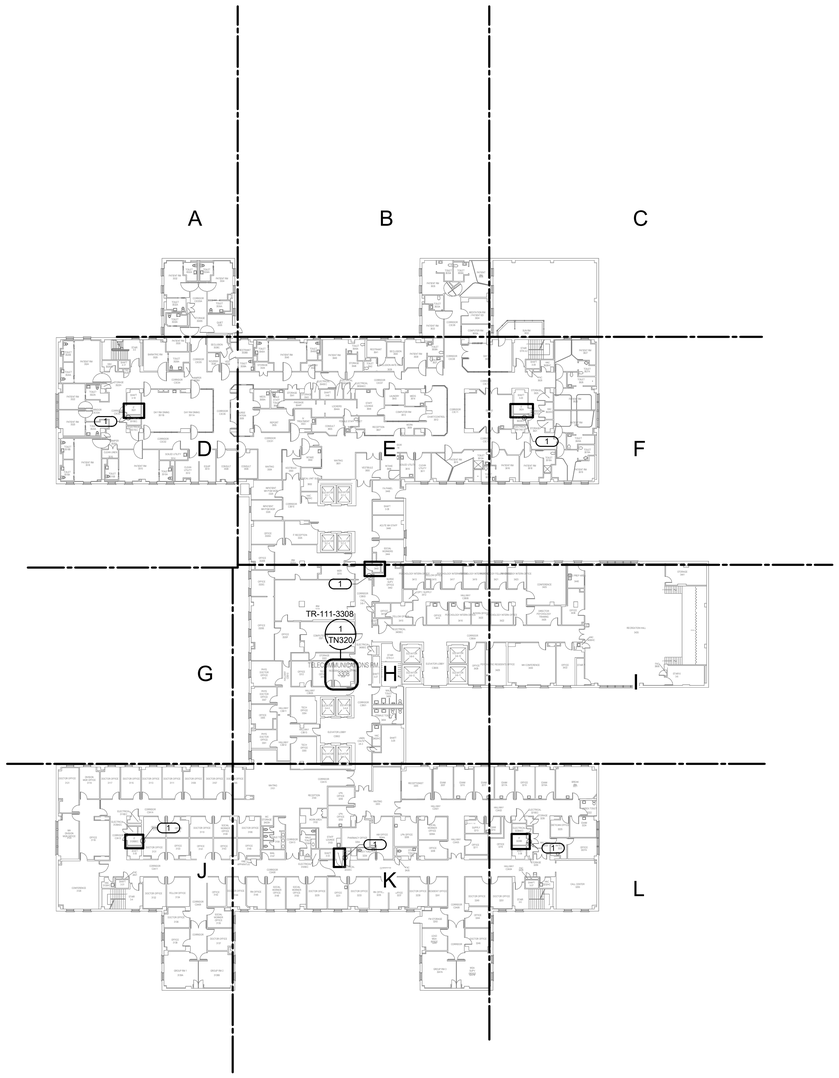

1 BUILDING 111 THIRD FLOOR OVERALL PLAN - TECHNOLOGY

1" = 30'-0"

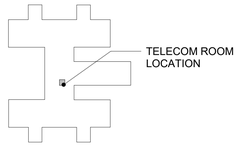

KEY PLAN - BLDG 111

NTS

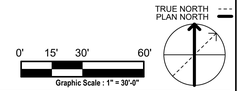

Revisions:	Date:
35% SCHEMATIC DESIGN SUBMISSION	5.17.21
65% DESIGN DEVELOPMENT SUBMISSION	6.15.21
65% DESIGN DEVELOPMENT RESUBMISSION	8.25.21

CONSULTANT

IMEG
The FUTURE. Built Smarter www.imegcorp.com
15 SUNNEN DRIVE
SUITE 104
ST. LOUIS, MO 63143
P: 314.645.1132 F: 314.645.1173
PROJECT #18004375.03

ARCHITECT/ENGINEER OF RECORD

Romanyk Consulting
Focusing on what matters
Romanyk Consulting Corp. www.romanykconsulting.com
3308 Preston Road, Suite 350-164, Plano, Texas 75093

STAMP

REGISTERED COMMUNICATIONS DISTRIBUTION DESIGNER
BICSI
DAVID LARSON
BICSI ID # 106098
EXPIRES 12-31-25
RCDD

Office of Construction and Facilities Management

VA U.S. Department of Veterans Affairs

Drawing Title BUILDING 111 THIRD FLOOR OVERALL PLAN - TECHNOLOGY	**Phase** FINAL BID DOCUMENTS	**Project Title** EHRM INFRASTRUCTURE UPGRADES - MILWAUKEE, WI	**Project Number** 695-21-700
Approved:	**Sprinklered** FULLY SPRINKLERED	**Location** 5000 W. NATIONAL AVENUE MILWAUKEE, WI	**Building Number** 111
		Issue Date SEPTEMBER 05, 2025 / **Checked** PHINIE / **Drawn** MAIBEJ	**Drawing Number** 111-TN1103

VA FORM 08 - 6231

Autodesk Docs://OCFM East - Milwaukee EHRM (R24)/T24_18004375.03_VA MilwEHRM_C.rvt
9/3/2025 4:02:33 PM

GENERAL NOTES:

1. REFER TO 1/TN400 FOR TECHNOLOGY ROUGH IN DETAIL.
2. ALL NETWORK CABLES ON THIS SHEET SHALL TERMINATE IN TR-111-3308.
3. CONTRACTOR TO PROVIDE NEW J-HOOK ROUTES FOR ALL NEW CABLING. J-HOOK SIZE AND QUANTITY TO BE PER MANUFACTURER RECOMMENDATIONS.
4. REFER TO TN500-TN509 FOR RISER DIAGRAMS.
5. REFER TO SHEET TN402 FOR PENETRATION DETAILS.
6. THESE DRAWINGS MAKE THE BEST ATTEMPT TO IDENTIFY EXISTING DATA DROPS/WORK AREA OUTLETS. AS LONG AS THE TOTAL NEWLY INSTALLED DATA DROP COUNT DOES NOT VARY +/- 10% IDENTIFIED ON THESE DRAWINGS, THE CONTRACTOR'S SCOPE SHALL BE UNCHANGED.
7. NEW WORK AREA OUTLETS SHALL BE LOCATED IN EXISTING BOXES. WORK AREA OUTLETS SHOWN ON THIS SHEET MAY NOT BE IN THE EXACT LOCATION AS IDENTIFIED.
8. CONTRACTOR TO INCLUDE AN ALLOWANCE FOR 10% ADDITIONAL 2-PORTS CAT6A INFORMATION OUTLETS IN THEIR PROPOSAL FOR THIS SHEET. FUTURE INFORMATION OUTLET LOCATIONS WILL BE DETERMINED BY THE VA AT A LATER DATE.

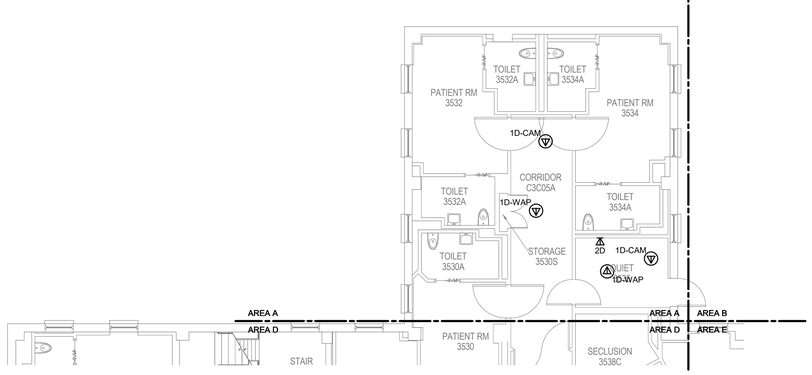

1 **BUILDING 111 THIRD FLOOR PLAN - TECHNOLOGY - AREA A**
1/8" = 1'-0"

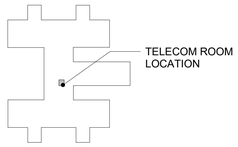

KEY PLAN - BLDG 111
NTS

TRUE NORTH
PLAN NORTH

35% SCHEMATIC DESIGN SUBMISSION	5.17.21
65% DESIGN DEVELOPMENT SUBMISSION	6.15.21
65% DESIGN DEVELOPMENT RESUBMISSION	8.25.21
Revisions:	Date:

CONSULTANT

IMEG
The FUTURE. Built Smarter www.imegcorp.com
15 SUNNEN DRIVE
SUITE 104
ST. LOUIS, MO 63143
P: 314.645.1132 F: 314.645.1173
PROJECT #180043750.03

ARCHITECT/ENGINEER OF RECORD

Romanyk Consulting
Focusing on what matters
Romanyk Consulting Corp. www.romanykconsulting.com
3308 Preston Road, Suite 350-164, Plano, Texas 75093

STAMP

REGISTERED COMMUNICATIONS DISTRIBUTION DESIGNER
Bicsi
DAVID LARSON
BICSI ID # 106098
Expires 12-31-25
RCDD

Office of Construction and Facilities Management

VA U.S. Department of Veterans Affairs

Drawing Title: BUILDING 111 THIRD FLOOR PLAN - TECHNOLOGY - AREA A	Phase: FINAL BID DOCUMENTS	Project Title: EHRM INFRASTRUCTURE UPGRADES - MILWAUKEE, WI		Project Number: 695-21-700
Approved:	Sprinklered: FULLY SPRINKLERED	Location: 5000 W. NATIONAL AVENUE MILWAUKEE, WI		Building Number: 111
		Issue Date: SEPTEMBER 05, 2025	Checked: PHINIE / Drawn: MAIBEJ	Drawing Number: 111-TN1103A

VA FORM 08 - 6231

Autodesk Docs://OCFM East - Milwaukee EHRM (R24)/T24_180043750.03_VA MilwEHRM_C.rvt
9/3/2025 4:02:34 PM

GENERAL NOTES:

1. REFER TO 1/TN400 FOR TECHNOLOGY ROUGH IN DETAIL.
2. ALL NETWORK CABLES ON THIS SHEET SHALL TERMINATE IN TR-111-3308.
3. CONTRACTOR TO PROVIDE NEW J-HOOK ROUTES FOR ALL NEW CABLING. J-HOOK SIZE AND QUANTITY TO BE PER MANUFACTURER RECOMMENDATIONS.
4. REFER TO TN500-TN509 FOR RISER DIAGRAMS.
5. REFER TO SHEET TN402 FOR PENETRATION DETAILS.
6. THESE DRAWINGS MAKE THE BEST ATTEMPT TO IDENTIFY EXISTING DATA DROPS/WORK AREA OUTLETS. AS LONG AS THE TOTAL NEWLY INSTALLED DATA DROP COUNT DOES NOT VARY +/- 10% IDENTIFIED ON THESE DRAWINGS, THE CONTRACTOR'S SCOPE SHALL BE UNCHANGED.
7. NEW WORK AREA OUTLETS SHALL BE LOCATED IN EXISTING BOXES. WORK AREA OUTLETS SHOWN ON THIS SHEET MAY NOT BE IN THE EXACT LOCATION AS IDENTIFIED.
8. CONTRACTOR TO INCLUDE AN ALLOWANCE FOR 10% ADDITIONAL 2-PORTS CAT6A INFORMATION OUTLETS IN THEIR PROPOSAL FOR THIS SHEET. FUTURE INFORMATION OUTLET LOCATIONS WILL BE DETERMINED BY THE VA AT A LATER DATE.

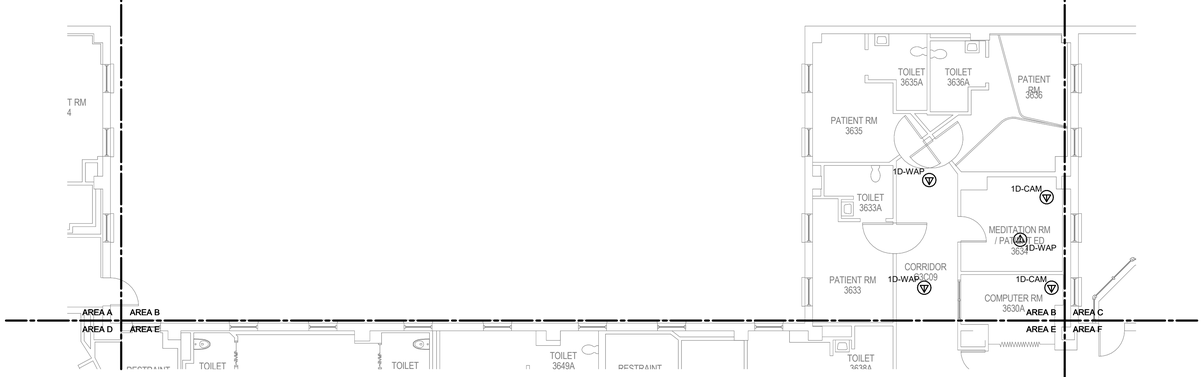

1 **BUILDING 111 THIRD FLOOR PLAN - TECHNOLOGY - AREA B**
1/8" = 1'-0"

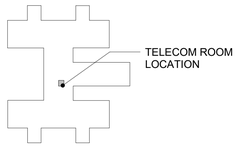

KEY PLAN - BLDG 111
NTS

TRUE NORTH
PLAN NORTH

35% SCHEMATIC DESIGN SUBMISSION	5.17.21
65% DESIGN DEVELOPMENT SUBMISSION	6.15.21
65% DESIGN DEVELOPMENT RESUBMISSION	8.25.21
Revisions:	Date:

CONSULTANT

IMEG
The FUTURE. Built Smarter. www.imegcorp.com
15 SUNNEN DRIVE
SUITE 104
ST. LOUIS, MO 63143
P: 314.645.1132 F: 314.645.1173
PROJECT #18004375.03

ARCHITECT/ENGINEER OF RECORD

Romanyk Consulting
Focusing on what matters
Romanyk Consulting Corp. www.romanykconsulting.com
3308 Preston Road, Suite 350-164, Plano, Texas 75093

STAMP

REGISTERED COMMUNICATIONS DISTRIBUTION DESIGNER
Bicsi
DAVID LARSON
BICSI ID # 105098
Expires 12-31-25
RCDD

Office of Construction and Facilities Management

VA U.S. Department of Veterans Affairs

Drawing Title BUILDING 111 THIRD FLOOR PLAN - TECHNOLOGY - AREA B	**Phase** FINAL BID DOCUMENTS	**Project Title** EHRM INFRASTRUCTURE UPGRADES - MILWAUKEE, WI	**Project Number** 695-21-700
			Building Number 111
Approved:	**Sprinklered** FULLY SPRINKLERED	**Location** 5000 W. NATIONAL AVENUE MILWAUKEE, WI	**Drawing Number** 111-TN1103B
		Issue Date SEPTEMBER 05, 2025 / **Checked** PHINIE / **Drawn** MAIBEJ	

VA FORM 08 - 6231

Autodesk Docs://OCFM East - Milwaukee EHRM (R24)/T24_18004375.03_VA MilwEHRM_C.rvt
9/3/2025 4:02:35 PM

GENERAL NOTES:

1. NO WORK SHOWN ON THIS SHEET. SHEET SHOWN FOR REFERENCE ONLY.

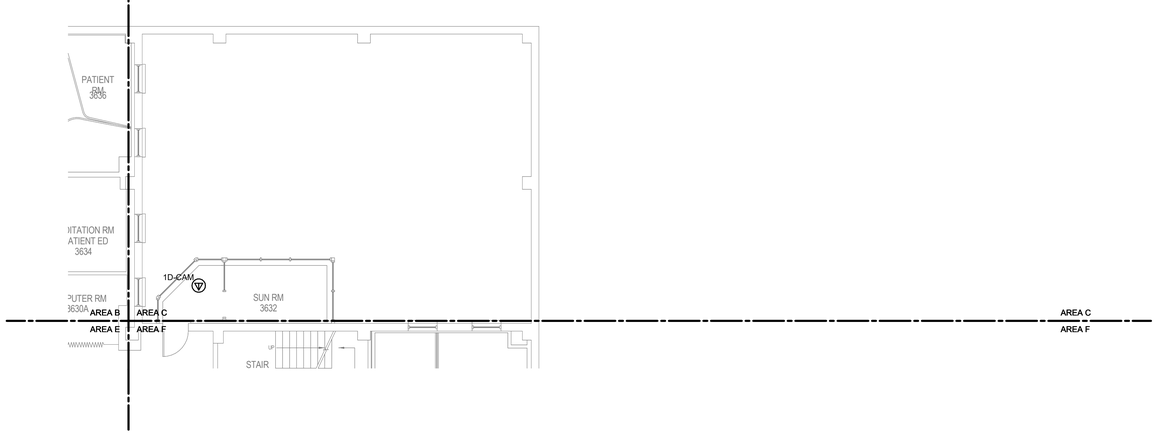

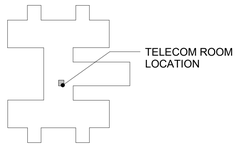

KEY PLAN - BLDG 111
NTS

TRUE NORTH
PLAN NORTH

1 BUILDING 111 THIRD FLOOR PLAN - TECHNOLOGY - AREA C

1/8" = 1'-0"

35% SCHEMATIC DESIGN SUBMISSION	5.17.21
65% DESIGN DEVELOPMENT SUBMISSION	6.15.21
65% DESIGN DEVELOPMENT RESUBMISSION	8.25.21
Revisions:	Date:

CONSULTANT

IMEG
The FUTURE. Built Smarter. www.imegcorp.com
15 SUNNEN DRIVE
SUITE 104
ST. LOUIS, MO 63143
P: 314.645.1132 F: 314.645.1173
PROJECT #18004375.03

ARCHITECT/ENGINEER OF RECORD

Romanyk Consulting
Focusing on what matters
Romanyk Consulting Corp. www.romanykconsulting.com
3308 Preston Road, Suite 350-164, Plano, Texas 75093

STAMP

REGISTERED COMMUNICATIONS DISTRIBUTION DESIGNER
Bicsi
DAVID LARSON
BICSI ID # 105098
Expires 12-31-25
RCDD

Office of Construction and Facilities Management

VA U.S. Department of Veterans Affairs

Drawing Title: BUILDING 111 THIRD FLOOR PLAN - TECHNOLOGY - AREA C	Phase: FINAL BID DOCUMENTS	Project Title: EHRM INFRASTRUCTURE UPGRADES - MILWAUKEE, WI	Project Number: 695-21-700
			Building Number: 111
Approved:	Sprinklered: FULLY SPRINKLERED	Location: 5000 W. NATIONAL AVENUE MILWAUKEE, WI	Drawing Number: 111-TN1103C
		Issue Date: SEPTEMBER 05, 2025 / Checked: PHINIE / Drawn: MAIBEJ	

VA FORM 08 - 6231

9/3/2025 4:02:38 PM

Autodesk Docs://OCFM East - Milwaukee EHRM (R24)/T24_18004375.03_VA MilwEHRM_C.rvt

GENERAL NOTES:

1. REFER TO 1/TN400 FOR TECHNOLOGY ROUGH IN DETAIL.
2. ALL NETWORK CABLES ON THIS SHEET SHALL TERMINATE IN TR-111-3308.
3. CONTRACTOR TO PROVIDE NEW J-HOOK ROUTES FOR ALL NEW CABLING. J-HOOK SIZE AND QUANTITY TO BE PER MANUFACTURER RECOMMENDATIONS.
4. REFER TO TN500-TN509 FOR RISER DIAGRAMS.
5. REFER TO SHEET TN402 FOR PENETRATION DETAILS.
6. THESE DRAWINGS MAKE THE BEST ATTEMPT TO IDENTIFY EXISTING DATA DROPS/WORK AREA OUTLETS. AS LONG AS THE TOTAL NEWLY INSTALLED DATA DROP COUNT DOES NOT VARY +/- 10% IDENTIFIED ON THESE DRAWINGS, THE CONTRACTOR'S SCOPE SHALL BE UNCHANGED.
7. NEW WORK AREA OUTLETS SHALL BE LOCATED IN EXISTING BOXES. WORK AREA OUTLETS SHOWN ON THIS SHEET MAY NOT BE IN THE EXACT LOCATION AS IDENTIFIED.
8. CONTRACTOR TO INCLUDE AN ALLOWANCE FOR 10% ADDITIONAL 2-PORTS CAT6A INFORMATION OUTLETS IN THEIR PROPOSAL FOR THIS SHEET. FUTURE INFORMATION OUTLET LOCATIONS WILL BE DETERMINED BY THE VA AT A LATER DATE.

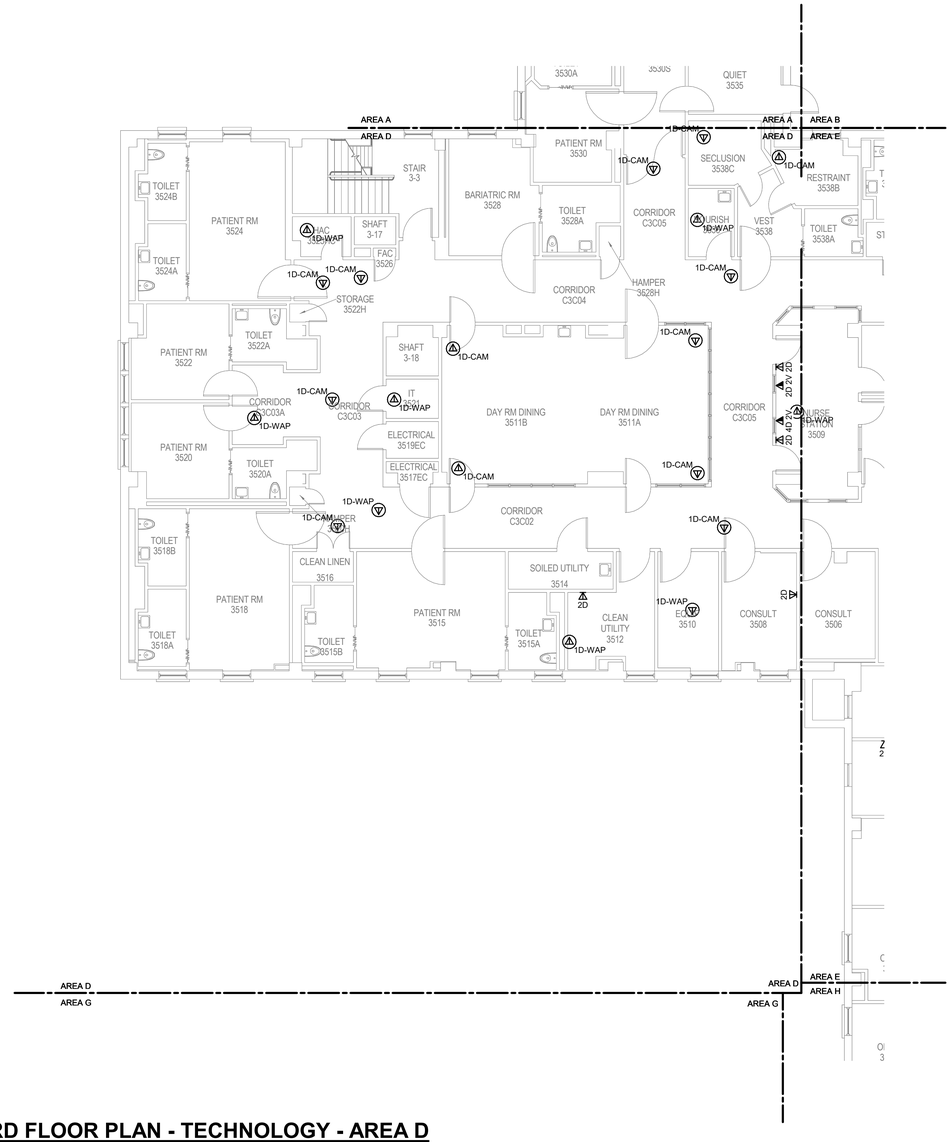

1 BUILDING 111 THIRD FLOOR PLAN - TECHNOLOGY - AREA D

1/8" = 1'-0"

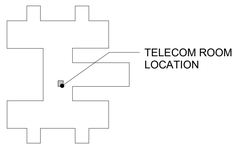

KEY PLAN - BLDG 111

NTS

TRUE NORTH
PLAN NORTH

Revisions:	Date:
35% SCHEMATIC DESIGN SUBMISSION	5.17.21
65% DESIGN DEVELOPMENT SUBMISSION	6.15.21
65% DESIGN DEVELOPMENT RESUBMISSION	8.25.21

CONSULTANT

IMEG
The FUTURE. Built Smarter. www.imegcorp.com
15 SUNNEN DRIVE
SUITE 104
ST. LOUIS, MO 63143
P: 314.645.1132 F: 314.645.1173
PROJECT #18004375.03

ARCHITECT/ENGINEER OF RECORD

Romanyk Consulting
Focusing on what matters
Romanyk Consulting Corp. www.romanykconsulting.com
3308 Preston Road, Suite 350-164, Plano, Texas 75093

STAMP

REGISTERED COMMUNICATIONS DISTRIBUTION DESIGNER
BICSI
DAVID LARSON
BICSI ID # 106098
EXPIRES 12-31-25
RCDD

Office of Construction and Facilities Management

VA U.S. Department of Veterans Affairs

Drawing Title: BUILDING 111 THIRD FLOOR PLAN - TECHNOLOGY - AREA D

Approved:

Phase: FINAL BID DOCUMENTS

Sprinklered: FULLY SPRINKLERED

Project Title: EHRM INFRASTRUCTURE UPGRADES - MILWAUKEE, WI

Location: 5000 W. NATIONAL AVENUE MILWAUKEE, WI

Issue Date: SEPTEMBER 05, 2025 | Checked: PHINIE | Drawn: MAIBEJ

Project Number: 695-21-700

Building Number: 111

Drawing Number: 111-TN1103D

VA FORM 08 - 6231

Autodesk Docs://OCFM East - Milwaukee EHRM (R24)/T24_18004375.03_VA MilwEHRM_C.rvt

9/3/2024 4:02:37 PM

GENERAL NOTES:

1. REFER TO 1/TN400 FOR TECHNOLOGY ROUGH IN DETAIL.
2. ALL NETWORK CABLES ON THIS SHEET SHALL TERMINATE IN TR-111-3308.
3. CONTRACTOR TO PROVIDE NEW J-HOOK ROUTES FOR ALL NEW CABLING. J-HOOK SIZE AND QUANTITY TO BE PER MANUFACTURER RECOMMENDATIONS.
4. REFER TO TN500-TN509 FOR RISER DIAGRAMS.
5. REFER TO SHEET TN402 FOR PENETRATION DETAILS.
6. THESE DRAWINGS MAKE THE BEST ATTEMPT TO IDENTIFY EXISTING DATA DROPS/WORK AREA OUTLETS. AS LONG AS THE TOTAL NEWLY INSTALLED DATA DROP COUNT DOES NOT VARY +/- 10% IDENTIFIED ON THESE DRAWINGS, THE CONTRACTOR'S SCOPE SHALL BE UNCHANGED.
7. NEW WORK AREA OUTLETS SHALL BE LOCATED IN EXISTING BOXES. WORK AREA OUTLETS SHOWN ON THIS SHEET MAY NOT BE IN THE EXACT LOCATION AS IDENTIFIED.
8. CONTRACTOR TO INCLUDE AN ALLOWANCE FOR 10% ADDITIONAL 2-PORTS CAT6A INFORMATION OUTLETS IN THEIR PROPOSAL FOR THIS SHEET. FUTURE INFORMATION OUTLET LOCATIONS WILL BE DETERMINED BY THE VA AT A LATER DATE.

KEYNOTES: (#)

1. FIRE RATED SLEEVES SHALL BE INSTALLED AT ANY RATED WALL WHERE CABLING MUST PASS THROUGH. COORDINATE WITH ARCHITECTURAL DRAWINGS AND VERIFY EXACT LOCATIONS OF FIRE SEPARATIONS.

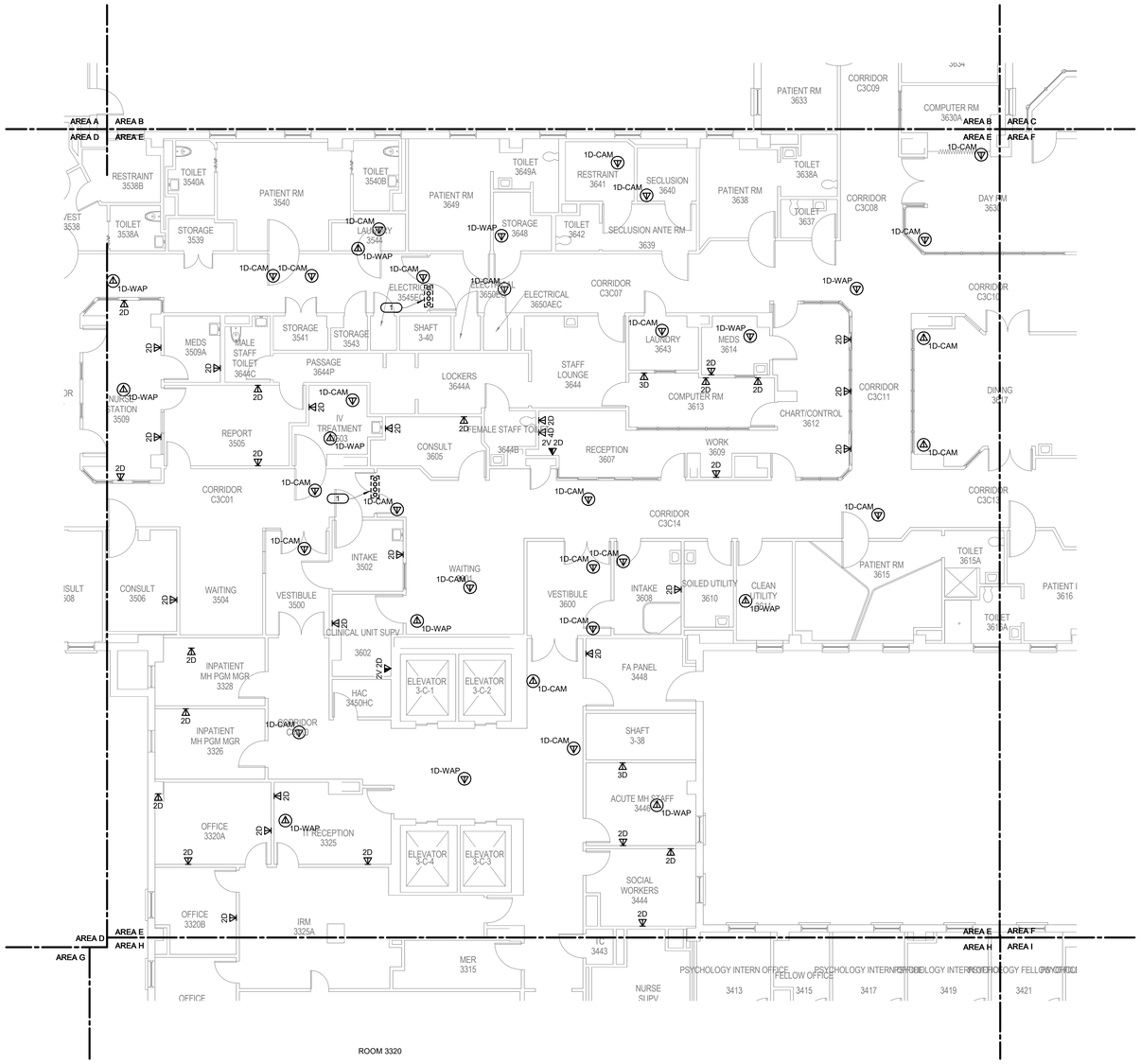

1 BUILDING 111 THIRD FLOOR PLAN - TECHNOLOGY - AREA E
1/8" = 1'-0"

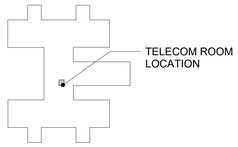

KEY PLAN - BLDG 111
NTS

Revisions:	Date:
35% SCHEMATIC DESIGN SUBMISSION	5.17.21
65% DESIGN DEVELOPMENT SUBMISSION	6.15.21
65% DESIGN DEVELOPMENT RESUBMISSION	8.25.21

CONSULTANT

IMEG
The FUTURE. Built Smarter www.imegcorp.com
15 SUNNEN DRIVE
SUITE 104
ST. LOUIS, MO 63143
P: 314.645.1132 F: 314.645.1173
PROJECT #18004375.03

ARCHITECT/ENGINEER OF RECORD

Romanyk Consulting
Focusing on what matters
Romanyk Consulting Corp. www.romanykconsulting.com
3308 Preston Road, Suite 350-164, Plano, Texas 75093

STAMP

REGISTERED COMMUNICATIONS DISTRIBUTION DESIGNER
Bicsi
DAVID LARSON
BICSI ID # 106098
EXPIRES 12-31-25
RCDD

Office of Construction and Facilities Management

VA U.S. Department of Veterans Affairs

Drawing Title: BUILDING 111 THIRD FLOOR PLAN - TECHNOLOGY - AREA E

Approved:

Phase: FINAL BID DOCUMENTS

Sprinklered: FULLY SPRINKLERED

Project Title: EHRM INFRASTRUCTURE UPGRADES - MILWAUKEE, WI

Location: 5000 W. NATIONAL AVENUE MILWAUKEE, WI

Issue Date: SEPTEMBER 05, 2025 | Checked: PHINIE | Drawn: MAIBEJ

Project Number: 695-21-700

Building Number: 111

Drawing Number: 111-TN1103E

VA FORM 08 - 6231

9/3/2025 4:02:38 PM

Autodesk Docs://OCFM East - Milwaukee EHRM (R24)/T24_18004375.03_VA MilwaukeeEHRM_C.rvt

GENERAL NOTES:

1. REFER TO 1/TN400 FOR TECHNOLOGY ROUGH IN DETAIL.
2. ALL NETWORK CABLES ON THIS SHEET SHALL TERMINATE IN TR-111-3308.
3. CONTRACTOR TO PROVIDE NEW J-HOOK ROUTES FOR ALL NEW CABLING. J-HOOK SIZE AND QUANTITY TO BE PER MANUFACTURER RECOMMENDATIONS.
4. REFER TO TN500-TN509 FOR RISER DIAGRAMS.
5. REFER TO SHEET TN402 FOR PENETRATION DETAILS.
6. THESE DRAWINGS MAKE THE BEST ATTEMPT TO IDENTIFY EXISTING DATA DROPS/WORK AREA OUTLETS. AS LONG AS THE TOTAL NEWLY INSTALLED DATA DROP COUNT DOES NOT VARY +/- 10% IDENTIFIED ON THESE DRAWINGS, THE CONTRACTOR'S SCOPE SHALL BE UNCHANGED.
7. NEW WORK AREA OUTLETS SHALL BE LOCATED IN EXISTING BOXES. WORK AREA OUTLETS SHOWN ON THIS SHEET MAY NOT BE IN THE EXACT LOCATION AS IDENTIFIED.
8. CONTRACTOR TO INCLUDE AN ALLOWANCE FOR 10% ADDITIONAL 2-PORTS CAT6A INFORMATION OUTLETS IN THEIR PROPOSAL FOR THIS SHEET. FUTURE INFORMATION OUTLET LOCATIONS WILL BE DETERMINED BY THE VA AT A LATER DATE.

1 BUILDING 111 THIRD FLOOR PLAN - TECHNOLOGY - AREA F
1/8" = 1'-0"

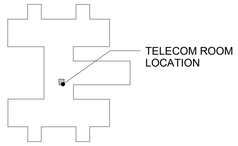

KEY PLAN - BLDG 111
NTS

Revisions:	Date:
35% SCHEMATIC DESIGN SUBMISSION	5.17.21
65% DESIGN DEVELOPMENT SUBMISSION	6.15.21
65% DESIGN DEVELOPMENT RESUBMISSION	8.25.21

CONSULTANT

IMEG
The FUTURE. Built Smarter www.imegcorp.com
15 SUNNEN DRIVE
SUITE 104
ST. LOUIS, MO 63143
P: 314.645.1132 F: 314.645.1173
PROJECT #18004375.03

ARCHITECT/ENGINEER OF RECORD

Romanyk Consulting
Focusing on what matters
Romanyk Consulting Corp. www.romanykconsulting.com
3308 Preston Road, Suite 350-164, Plano, Texas 75093

STAMP

REGISTERED COMMUNICATIONS DISTRIBUTION DESIGNER
BICSI
DAVID LARSON
BICSI ID # 105098
Expires 12-31-25
RCDD

Office of Construction and Facilities Management

VA U.S. Department of Veterans Affairs

Drawing Title: BUILDING 111 THIRD FLOOR PLAN - TECHNOLOGY - AREA F

Approved:

Phase: FINAL BID DOCUMENTS

Sprinklered: FULLY SPRINKLERED

Project Title: EHRM INFRASTRUCTURE UPGRADES - MILWAUKEE, WI

Location: 5000 W. NATIONAL AVENUE MILWAUKEE, WI

Issue Date: SEPTEMBER 05, 2025 | Checked: PHINIE | Drawn: MAIBEJ

Project Number: 695-21-700

Building Number: 111

Drawing Number: 111-TN1103F

VA FORM 08 - 6231

9/3/2025 4:02:40 PM

Autodesk Docs://OCFM East - Milwaukee EHRM (R24)/T24_18004375.03_VA MilwEHRM_C.rvt

GENERAL NOTES:

1. REFER TO 1/TN400 FOR TECHNOLOGY ROUGH IN DETAIL.
2. ALL NETWORK CABLES ON THIS SHEET SHALL TERMINATE IN TR-111-3308.
3. CONTRACTOR TO PROVIDE NEW J-HOOK ROUTES FOR ALL NEW CABLING. J-HOOK SIZE AND QUANTITY TO BE PER MANUFACTURER RECOMMENDATIONS.
4. REFER TO TN500-TN509 FOR RISER DIAGRAMS.
5. REFER TO SHEET TN402 FOR PENETRATION DETAILS.
6. THESE DRAWINGS MAKE THE BEST ATTEMPT TO IDENTIFY EXISTING DATA DROPS/WORK AREA OUTLETS. AS LONG AS THE TOTAL NEWLY INSTALLED DATA DROP COUNT DOES NOT VARY +/- 10% IDENTIFIED ON THESE DRAWINGS, THE CONTRACTOR'S SCOPE SHALL BE UNCHANGED.
7. NEW WORK AREA OUTLETS SHALL BE LOCATED IN EXISTING BOXES. WORK AREA OUTLETS SHOWN ON THIS SHEET MAY NOT BE IN THE EXACT LOCATION AS IDENTIFIED.
8. CONTRACTOR TO INCLUDE AN ALLOWANCE FOR 10% ADDITIONAL 2-PORTS CAT6A INFORMATION OUTLETS IN THEIR PROPOSAL FOR THIS SHEET. FUTURE INFORMATION OUTLET LOCATIONS WILL BE DETERMINED BY THE VA AT A LATER DATE.

KEYNOTES: (#)

1. EXISTING MAIN COMPUTER ROOM. FIBER FROM TRS TO TERMINATE IN TR-111-1-2 AND THEN ARE PATCHED TO MCR. REFER TO RISER DIAGRAM ON TN508 FOR ADDITIONAL INFORMATION.
2. EXISTING RACKS TO WHERE FIBER IS TO BE ROUTED FROM TR-111-1-2.
3. EXISTING PATHWAY FOR CABLES FROM TR-111-1-2 TO MCR FOR ONE OF 2 DIVERSE PATHS.

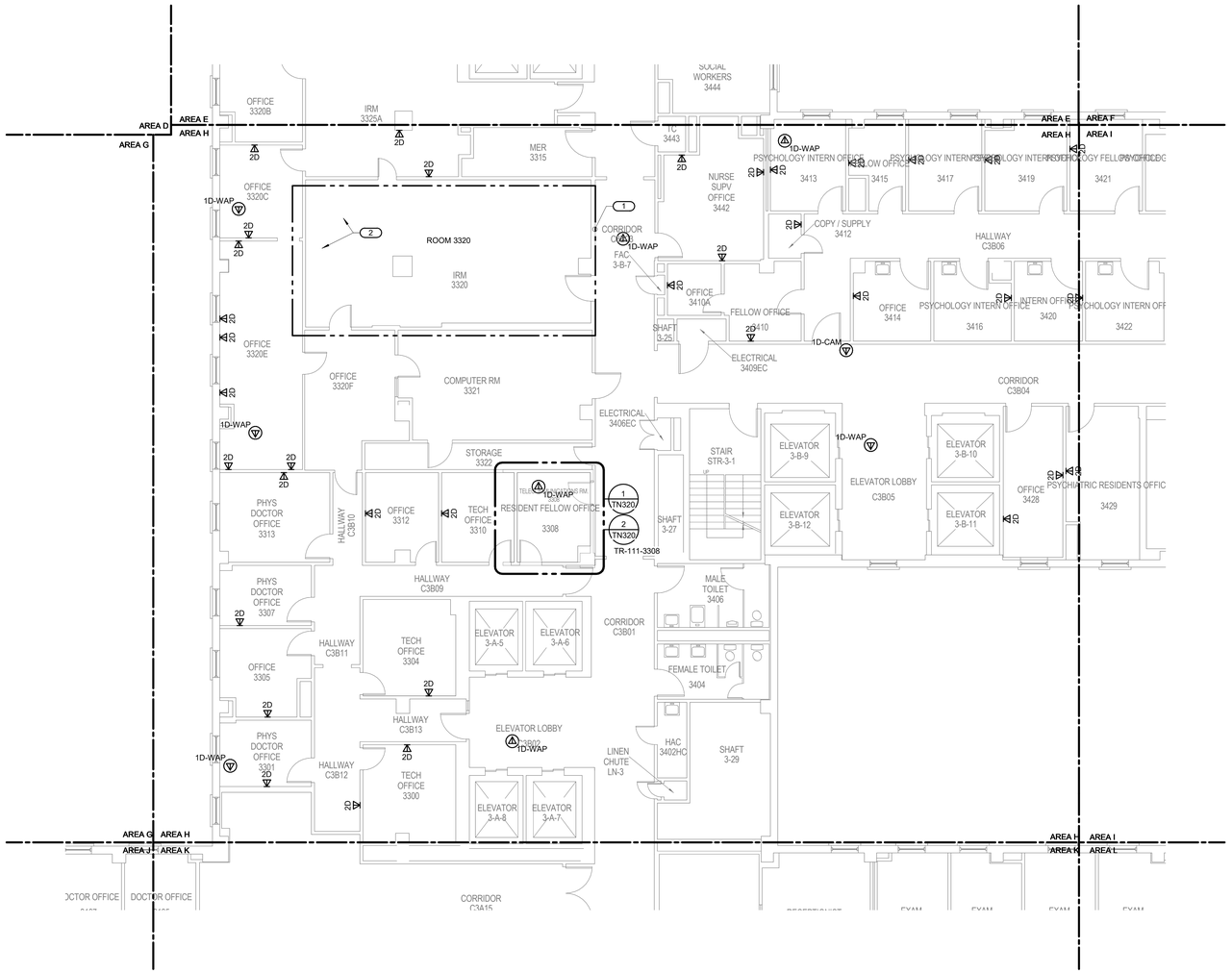

1 BUILDING 111 THIRD FLOOR PLAN - TECHNOLOGY - AREA H

1/8" = 1'-0"

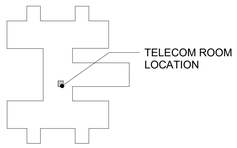

KEY PLAN - BLDG 111

NTS

TRUE NORTH
PLAN NORTH

Revisions:	Date:
35% SCHEMATIC DESIGN SUBMISSION	5.17.21
65% DESIGN DEVELOPMENT SUBMISSION	6.15.21
65% DESIGN DEVELOPMENT RESUBMISSION	8.25.21

CONSULTANT

IMEG
The FUTURE. Built Smarter www.imegcorp.com
15 SUNNEN DRIVE
SUITE 104
ST. LOUIS, MO 63143
P: 314.645.1132 F: 314.645.1173
PROJECT #180043375.03

ARCHITECT/ENGINEER OF RECORD

Romanyk Consulting
Focusing on what matters
Romanyk Consulting Corp. www.romanykconsulting.com
3308 Preston Road, Suite 350-164, Plano, Texas 75093

STAMP

REGISTERED COMMUNICATIONS DISTRIBUTION DESIGNER
Bicsi
DAVID LARSON
BICSI ID # 106098
Expires 12-31-25
RCDD

Office of Construction and Facilities Management

VA U.S. Department of Veterans Affairs

Drawing Title: BUILDING 111 THIRD FLOOR PLAN - TECHNOLOGY - AREA H	Phase: FINAL BID DOCUMENTS	Project Title: EHRM INFRASTRUCTURE UPGRADES - MILWAUKEE, WI	Project Number: 695-21-700
Approved:	Sprinklered: FULLY SPRINKLERED	Location: 5000 W. NATIONAL AVENUE MILWAUKEE, WI	Building Number: 111
		Issue Date: SEPTEMBER 05, 2025 / Checked: PHINIE / Drawn: MAIBEJ	Drawing Number: 111-TN1103H

VA FORM 08 - 6231

Autodesk Docs://OCFM East - Milwaukee EHRM (R24)/T24_180043375.03_VA MilwEHRM_C.rvt

9/3/2025 4:02:41 PM

GENERAL NOTES:

1. REFER TO 1/TN400 FOR TECHNOLOGY ROUGH IN DETAIL.
2. ALL NETWORK CABLES ON THIS SHEET SHALL TERMINATE IN TR-111-3308.
3. CONTRACTOR TO PROVIDE NEW J-HOOK ROUTES FOR ALL NEW CABLING. J-HOOK SIZE AND QUANTITY TO BE PER MANUFACTURER RECOMMENDATIONS.
4. REFER TO TN500-TN509 FOR RISER DIAGRAMS.
5. REFER TO SHEET TN402 FOR PENETRATION DETAILS.
6. THESE DRAWINGS MAKE THE BEST ATTEMPT TO IDENTIFY EXISTING DATA DROPS/WORK AREA OUTLETS. AS LONG AS THE TOTAL NEWLY INSTALLED DATA DROP COUNT DOES NOT VARY +/- 10% IDENTIFIED ON THESE DRAWINGS, THE CONTRACTOR'S SCOPE SHALL BE UNCHANGED.
7. NEW WORK AREA OUTLETS SHALL BE LOCATED IN EXISTING BOXES. WORK AREA OUTLETS SHOWN ON THIS SHEET MAY NOT BE IN THE EXACT LOCATION AS IDENTIFIED.
8. CONTRACTOR TO INCLUDE AN ALLOWANCE FOR 10% ADDITIONAL 2-PORTS CAT6A INFORMATION OUTLETS IN THEIR PROPOSAL FOR THIS SHEET. FUTURE INFORMATION OUTLET LOCATIONS WILL BE DETERMINED BY THE VA AT A LATER DATE.

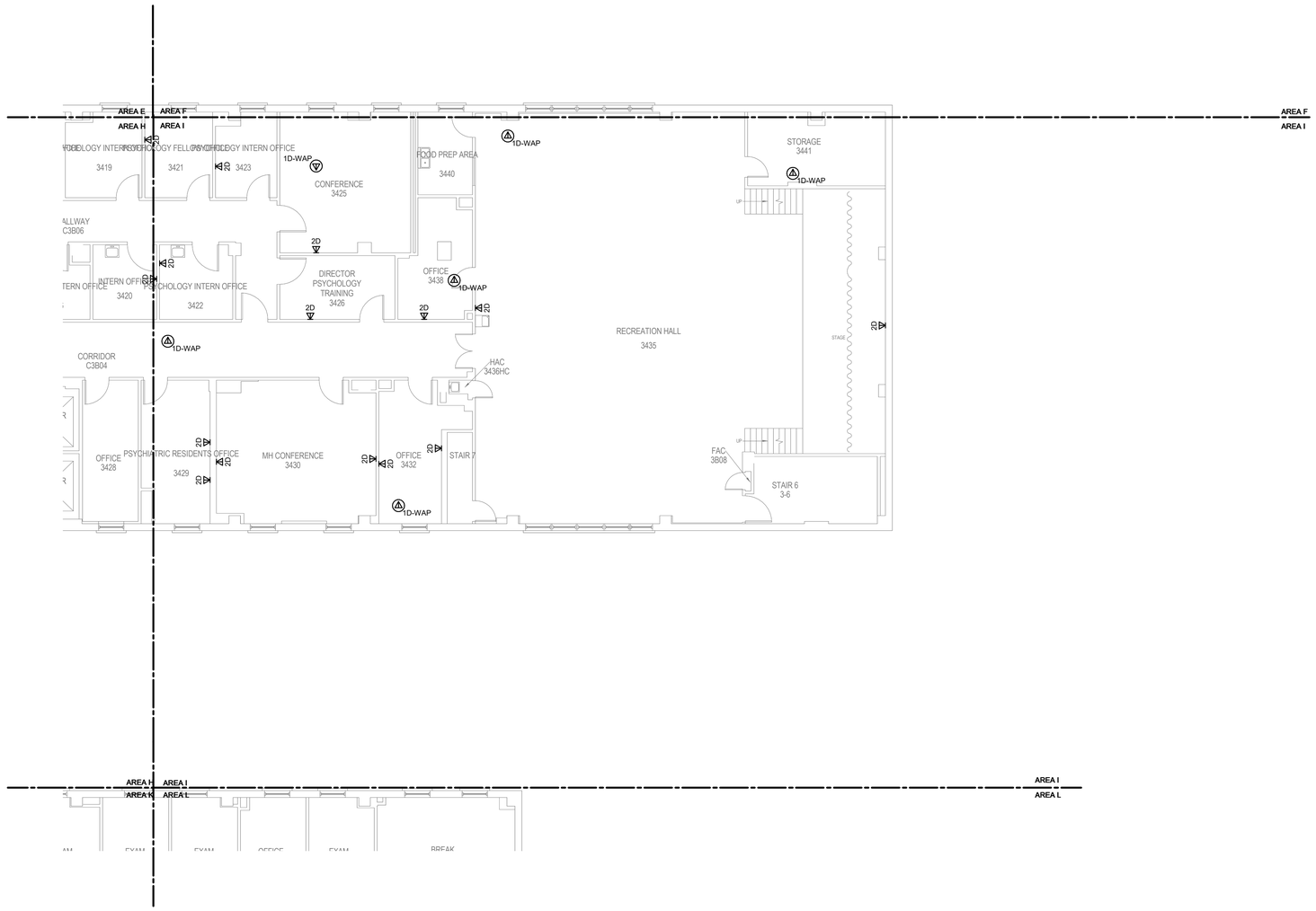

1 **BUILDING 111 THIRD FLOOR PLAN - TECHNOLOGY - AREA I**
1/8" = 1'-0"

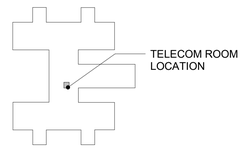

KEY PLAN - BLDG 111
NTS

TRUE NORTH
PLAN NORTH

35% SCHEMATIC DESIGN SUBMISSION	5.17.21
65% DESIGN DEVELOPMENT SUBMISSION	6.15.21
65% DESIGN DEVELOPMENT RESUBMISSION	8.25.21
Revisions:	Date:

CONSULTANT

IMEG
The FUTURE. Built Smarter www.imegcorp.com
15 SUNNEN DRIVE
SUITE 104
ST. LOUIS, MO 63143
P: 314.645.1132 F: 314.645.1173
PROJECT #18004375.03

ARCHITECT/ENGINEER OF RECORD

Romanyk Consulting
Focusing on what matters
Romanyk Consulting Corp. www.romanykconsulting.com
3308 Preston Road, Suite 350-164, Plano, Texas 75093

STAMP

REGISTERED COMMUNICATIONS DISTRIBUTION DESIGNER
Bicsi
DAVID LARSON
BICSI ID # 105098
EXPIRES 12-31-25
RCDD

Office of Construction and Facilities Management
VA U.S. Department of Veterans Affairs

Drawing Title: BUILDING 111 THIRD FLOOR PLAN - TECHNOLOGY - AREA I

Approved:

Phase: FINAL BID DOCUMENTS

Sprinklered: FULLY SPRINKLERED

Project Title: EHRM INFRASTRUCTURE UPGRADES - MILWAUKEE, WI

Location: 5000 W. NATIONAL AVENUE MILWAUKEE, WI

Issue Date: SEPTEMBER 05, 2025 | Checked: PHINIE | Drawn: MAIBEJ

Project Number: 695-21-700

Building Number: 111

Drawing Number: 111-TN1103I

VA FORM 08 - 6231

9/3/2025 4:02:42 PM

Autodesk Docs://OCFM East - Milwaukee EHRM (R24\T24_18004375.03_VA MilwEHRM_C.rvt

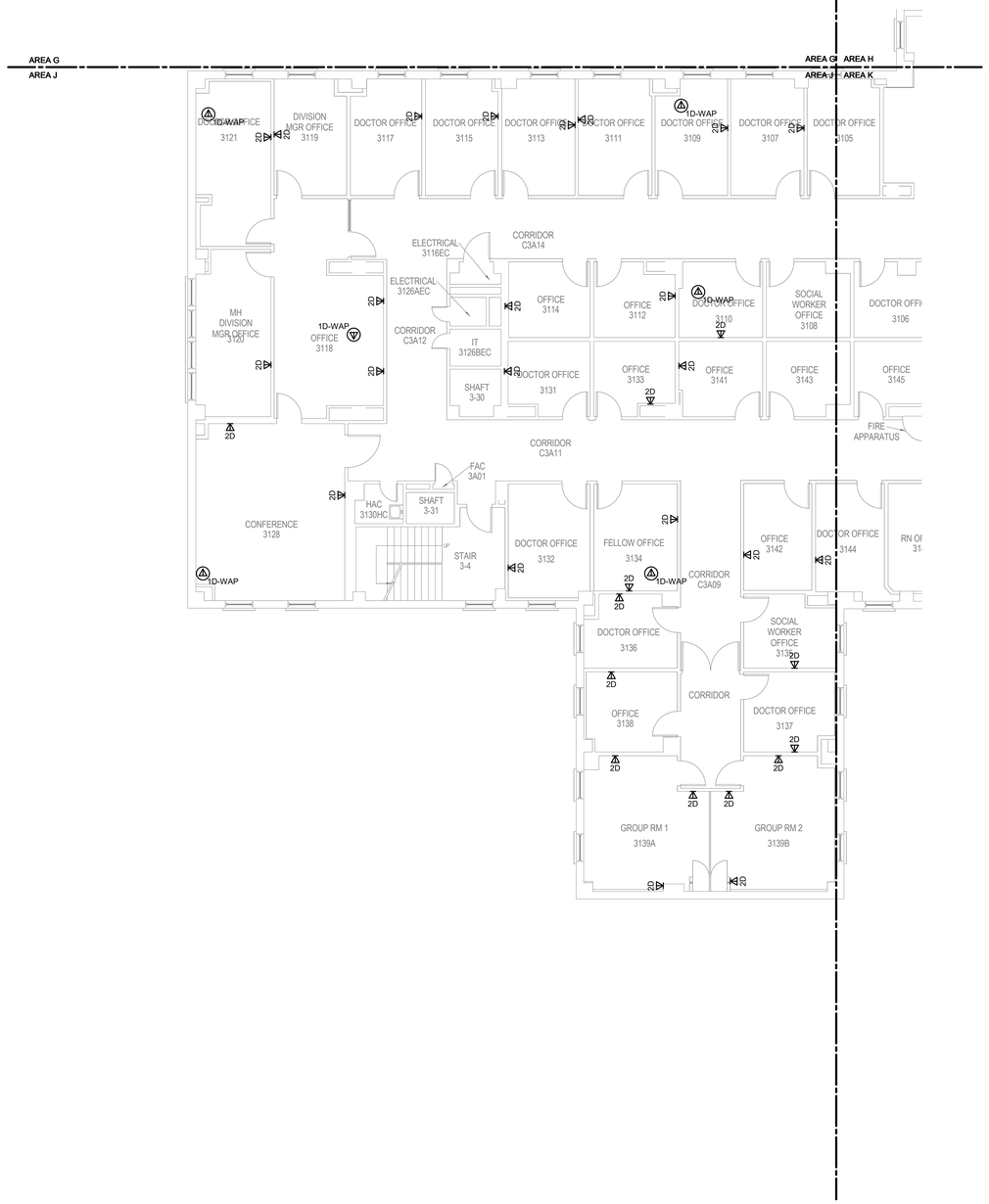

GENERAL NOTES:

1. REFER TO 1/TN400 FOR TECHNOLOGY ROUGH IN DETAIL.
2. ALL NETWORK CABLES ON THIS SHEET SHALL TERMINATE IN TR-111-3308.
3. CONTRACTOR TO PROVIDE NEW J-HOOK ROUTES FOR ALL NEW CABLING. J-HOOK SIZE AND QUANTITY TO BE PER MANUFACTURER RECOMMENDATIONS.
4. REFER TO TN500-TN509 FOR RISER DIAGRAMS.
5. REFER TO SHEET TN402 FOR PENETRATION DETAILS.
6. THESE DRAWINGS MAKE THE BEST ATTEMPT TO IDENTIFY EXISTING DATA DROPS/WORK AREA OUTLETS. AS LONG AS THE TOTAL NEWLY INSTALLED DATA DROP COUNT DOES NOT VARY +/- 10% IDENTIFIED ON THESE DRAWINGS, THE CONTRACTOR'S SCOPE SHALL BE UNCHANGED.
7. NEW WORK AREA OUTLETS SHALL BE LOCATED IN EXISTING BOXES. WORK AREA OUTLETS SHOWN ON THIS SHEET MAY NOT BE IN THE EXACT LOCATION AS IDENTIFIED.
8. CONTRACTOR TO INCLUDE AN ALLOWANCE FOR 10% ADDITIONAL 2-PORTS CAT6A INFORMATION OUTLETS IN THEIR PROPOSAL FOR THIS SHEET. FUTURE INFORMATION OUTLET LOCATIONS WILL BE DETERMINED BY THE VA AT A LATER DATE.

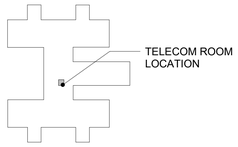

KEY PLAN - BLDG 111
NTS

1 BUILDING 111 THIRD FLOOR PLAN - TECHNOLOGY - AREA J

1/8" = 1'-0"

TRUE NORTH
PLAN NORTH

Revisions:	Date:
35% SCHEMATIC DESIGN SUBMISSION	5.17.21
65% DESIGN DEVELOPMENT SUBMISSION	6.15.21
65% DESIGN DEVELOPMENT RESUBMISSION	8.25.21

CONSULTANT

IMEG
The FUTURE Built Smarter www.imegcorp.com
15 SUNNEN DRIVE
SUITE 104
ST. LOUIS, MO 63143
P: 314.645.1132 F: 314.645.1173
PROJECT #18004375.03

ARCHITECT/ENGINEER OF RECORD

Romanyk Consulting
Focusing on what matters
Romanyk Consulting Corp. www.romanykconsulting.com
3308 Preston Road, Suite 350-164, Plano, Texas 75093

STAMP

REGISTERED COMMUNICATIONS DISTRIBUTION DESIGNER
Bicsi
DAVID LARSON
BICSI ID # 106098
EXPIRES 12-31-25
RCDD

Office of Construction and Facilities Management
VA U.S. Department of Veterans Affairs

Drawing Title: BUILDING 111 THIRD FLOOR PLAN - TECHNOLOGY - AREA J
Approved:
Phase: FINAL BID DOCUMENTS
Sprinklered: FULLY SPRINKLERED
Project Title: EHRM INFRASTRUCTURE UPGRADES - MILWAUKEE, WI
Location: 5000 W. NATIONAL AVENUE MILWAUKEE, WI
Issue Date: SEPTEMBER 05, 2025
Checked: PHINIE
Drawn: MAIBEJ
Project Number: 695-21-700
Building Number: 111
Drawing Number: 111-TN1103J

VA FORM 08 - 6231

Autodesk Docs://OCFM East - Milwaukee EHRM (R24)/T24_18004375.03_VA MilwEHRM_C.rvt
9/3/2025 4:02:43 PM

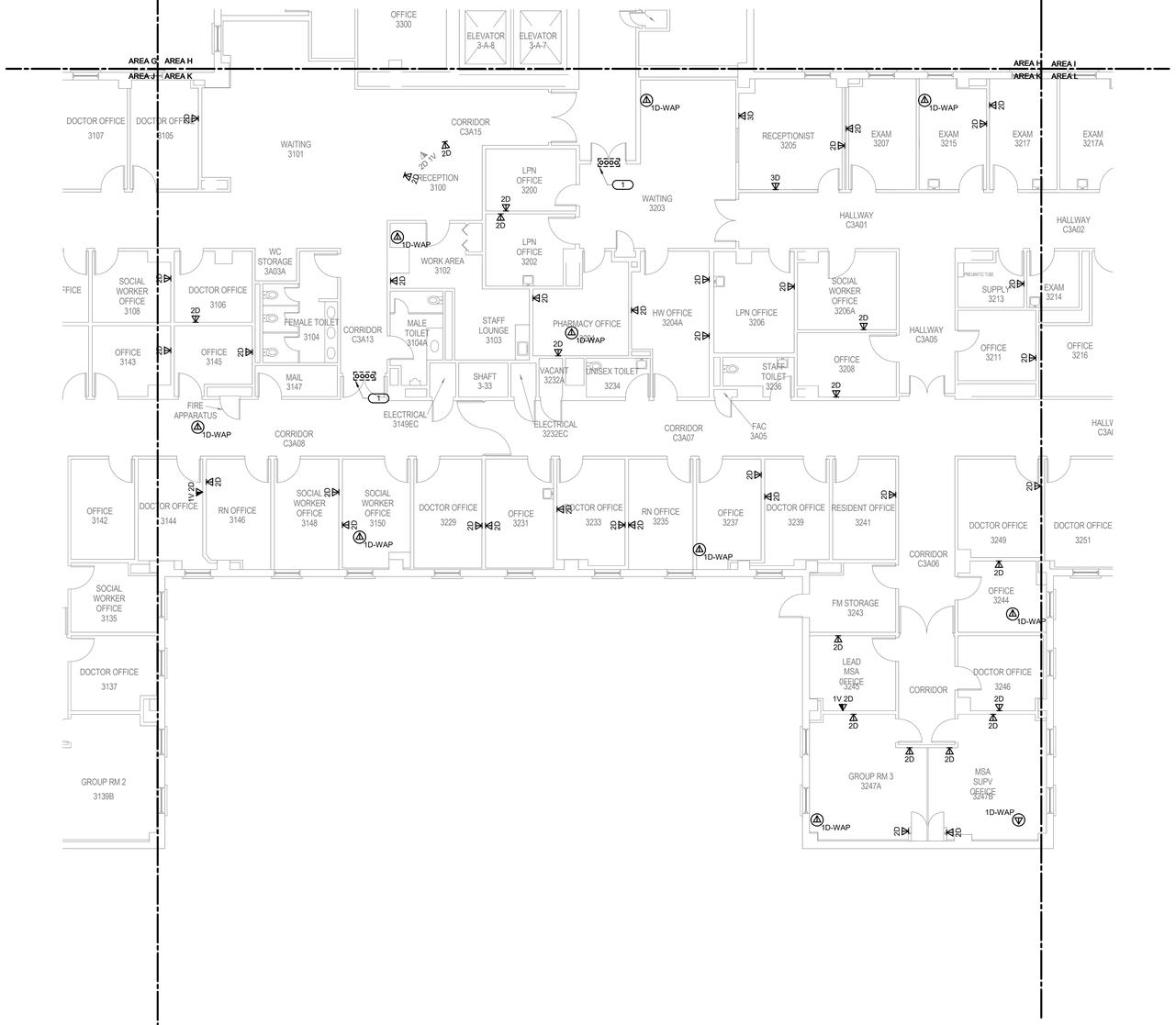

GENERAL NOTES:

1. REFER TO 1/TN400 FOR TECHNOLOGY ROUGH IN DETAIL.
2. ALL NETWORK CABLES ON THIS SHEET SHALL TERMINATE IN TR-111-3308.
3. CONTRACTOR TO PROVIDE NEW J-HOOK ROUTES FOR ALL NEW CABLING. J-HOOK SIZE AND QUANTITY TO BE PER MANUFACTURER RECOMMENDATIONS.
4. REFER TO TN500-TN509 FOR RISER DIAGRAMS.
5. REFER TO SHEET TN402 FOR PENETRATION DETAILS.
6. THESE DRAWINGS MAKE THE BEST ATTEMPT TO IDENTIFY EXISTING DATA DROPS/WORK AREA OUTLETS. AS LONG AS THE TOTAL NEWLY INSTALLED DATA DROP COUNT DOES NOT VARY +/- 10% IDENTIFIED ON THESE DRAWINGS, THE CONTRACTOR'S SCOPE SHALL BE UNCHANGED.
7. NEW WORK AREA OUTLETS SHALL BE LOCATED IN EXISTING BOXES. WORK AREA OUTLETS SHOWN ON THIS SHEET MAY NOT BE IN THE EXACT LOCATION AS IDENTIFIED.
8. CONTRACTOR TO INCLUDE AN ALLOWANCE FOR 10% ADDITIONAL 2-PORTS CAT6A INFORMATION OUTLETS IN THEIR PROPOSAL FOR THIS SHEET. FUTURE INFORMATION OUTLET LOCATIONS WILL BE DETERMINED BY THE VA AT A LATER DATE.

KEYNOTES: (#)

1. FIRE RATED SLEEVES SHALL BE INSTALLED AT ANY RATED WALL WHERE CABLING MUST PASS THROUGH. COORDINATE WITH ARCHITECTURAL DRAWINGS AND VERIFY EXACT LOCATIONS OF FIRE SEPARATIONS.

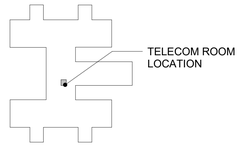

KEY PLAN - BLDG 111
NTS

1 BUILDING 111 THIRD FLOOR PLAN - TECHNOLOGY - AREA K
1/8" = 1'-0"

TRUE NORTH
PLAN NORTH

35% SCHEMATIC DESIGN SUBMISSION	5.17.21
65% DESIGN DEVELOPMENT SUBMISSION	6.15.21
65% DESIGN DEVELOPMENT RESUBMISSION	8.25.21
Revisions:	Date:

CONSULTANT

IMEG
The FUTURE. Built Smarter. www.imegcorp.com
15 SUNNEN DRIVE
SUITE 104
ST. LOUIS, MO 63143
P: 314.645.1132 F: 314.645.1173
PROJECT #18004375.03

ARCHITECT/ENGINEER OF RECORD

Romanyk Consulting
Focusing on what matters
Romanyk Consulting Corp. www.romanykconsulting.com
3308 Preston Road, Suite 350-164, Plano, Texas 75093

STAMP

REGISTERED COMMUNICATIONS DISTRIBUTION DESIGNER
Bicsi
DAVID LARSON
BICSI ID # 106098
Expires 12-31-25
RCDD

Office of Construction and Facilities Management
VA U.S. Department of Veterans Affairs

Drawing Title: BUILDING 111 THIRD FLOOR PLAN - TECHNOLOGY - AREA K	Phase: FINAL BID DOCUMENTS	Project Title: EHRM INFRASTRUCTURE UPGRADES - MILWAUKEE, WI	Project Number: 695-21-700
Approved:	Sprinklered: FULLY SPRINKLERED	Location: 5000 W. NATIONAL AVENUE MILWAUKEE, WI	Building Number: 111
		Issue Date: SEPTEMBER 05, 2025 / Checked: PHINIE / Drawn: MAIBEJ	Drawing Number: 111-TN1103K

VA FORM 08 - 6231

Autodesk Docs://OCFM East - Milwaukee EHRM (R24)/T24_18004375.03_VA MilwEHRM_C.rvt
9/3/2025 4:02:45 PM

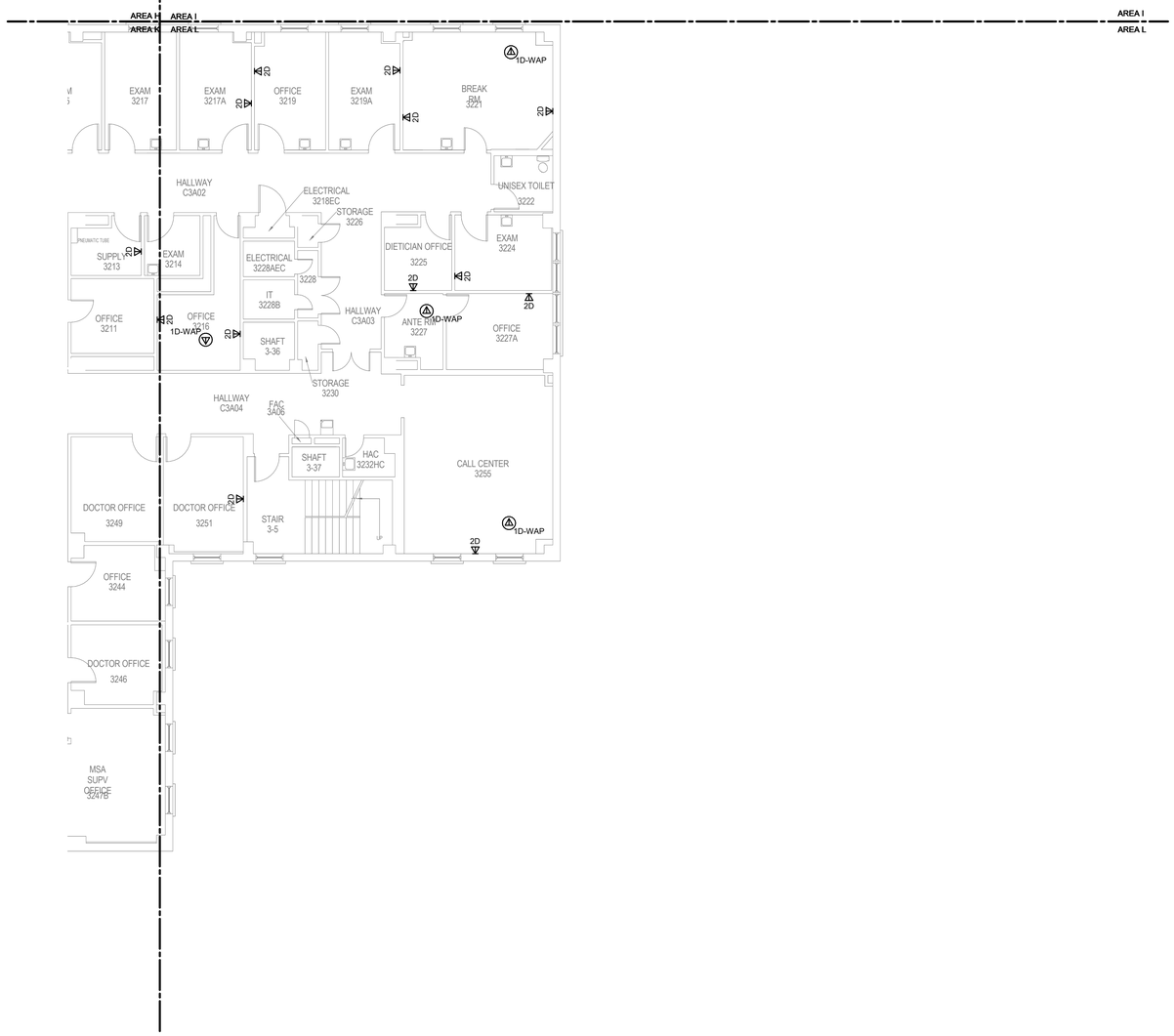

GENERAL NOTES:

1. REFER TO 1/TN400 FOR TECHNOLOGY ROUGH IN DETAIL.
2. ALL NETWORK CABLES ON THIS SHEET SHALL TERMINATE IN TR-111-3308.
3. CONTRACTOR TO PROVIDE NEW J-HOOK ROUTES FOR ALL NEW CABLING. J-HOOK SIZE AND QUANTITY TO BE PER MANUFACTURER RECOMMENDATIONS.
4. REFER TO TN500-TN509 FOR RISER DIAGRAMS.
5. REFER TO SHEET TN402 FOR PENETRATION DETAILS.
6. THESE DRAWINGS MAKE THE BEST ATTEMPT TO IDENTIFY EXISTING DATA DROPS/WORK AREA OUTLETS. AS LONG AS THE TOTAL NEWLY INSTALLED DATA DROP COUNT DOES NOT VARY +/- 10% IDENTIFIED ON THESE DRAWINGS, THE CONTRACTOR'S SCOPE SHALL BE UNCHANGED.
7. NEW WORK AREA OUTLETS SHALL BE LOCATED IN EXISTING BOXES. WORK AREA OUTLETS SHOWN ON THIS SHEET MAY NOT BE IN THE EXACT LOCATION AS IDENTIFIED.
8. CONTRACTOR TO INCLUDE AN ALLOWANCE FOR 10% ADDITIONAL 2-PORTS CAT6A INFORMATION OUTLETS IN THEIR PROPOSAL FOR THIS SHEET. FUTURE INFORMATION OUTLET LOCATIONS WILL BE DETERMINED BY THE VA AT A LATER DATE.

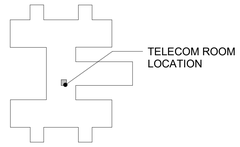

KEY PLAN - BLDG 111
NTS

TRUE NORTH
PLAN NORTH

1 BUILDING 111 THIRD FLOOR PLAN - TECHNOLOGY - AREA L
1/8" = 1'-0"

Revisions:	Date:
35% SCHEMATIC DESIGN SUBMISSION	5.17.21
65% DESIGN DEVELOPMENT SUBMISSION	6.15.21
65% DESIGN DEVELOPMENT RESUBMISSION	8.25.21

CONSULTANT

IMEG
The FUTURE. Built Smarter www.imegcorp.com
15 SUNNEN DRIVE
SUITE 104
ST. LOUIS, MO 63143
P: 314.645.1132 F: 314.645.1173
PROJECT #18004375.03

ARCHITECT/ENGINEER OF RECORD

Romanyk Consulting
Focusing on what matters
Romanyk Consulting Corp. www.romanykconsulting.com
3308 Preston Road, Suite 350-164, Plano, Texas 75093

STAMP

REGISTERED COMMUNICATIONS DISTRIBUTION DESIGNER
Bicsi
DAVID LARSON
BICSI ID # 105098
EXPIRES 12-31-25
RCDD

Office of Construction and Facilities Management
VA U.S. Department of Veterans Affairs

Drawing Title: BUILDING 111 THIRD FLOOR PLAN - TECHNOLOGY - AREA L

Approved:

Phase: FINAL BID DOCUMENTS

Sprinklered: FULLY SPRINKLERED

Project Title: EHRM INFRASTRUCTURE UPGRADES - MILWAUKEE, WI

Location: 5000 W. NATIONAL AVENUE MILWAUKEE, WI

Issue Date: SEPTEMBER 05, 2025 | Checked: PHINIE | Drawn: MAIBEJ

Project Number: 695-21-700

Building Number: 111

Drawing Number: 111-TN1103L

VA FORM 08 - 6231

Autodesk Docs://OCFM East - Milwaukee EHRM (R24)/T24_18004375.03_VA MilwEHRM_C.rvt

9/3/2025 4:02:46 PM

KEYNOTES: (#)

1. EXISTING VERTICAL CHASE TO BE USED FOR BACKBONE PATHWAYS. REFER TO NEW WORK PLANS FOR ADDITIONAL INFORMATION.

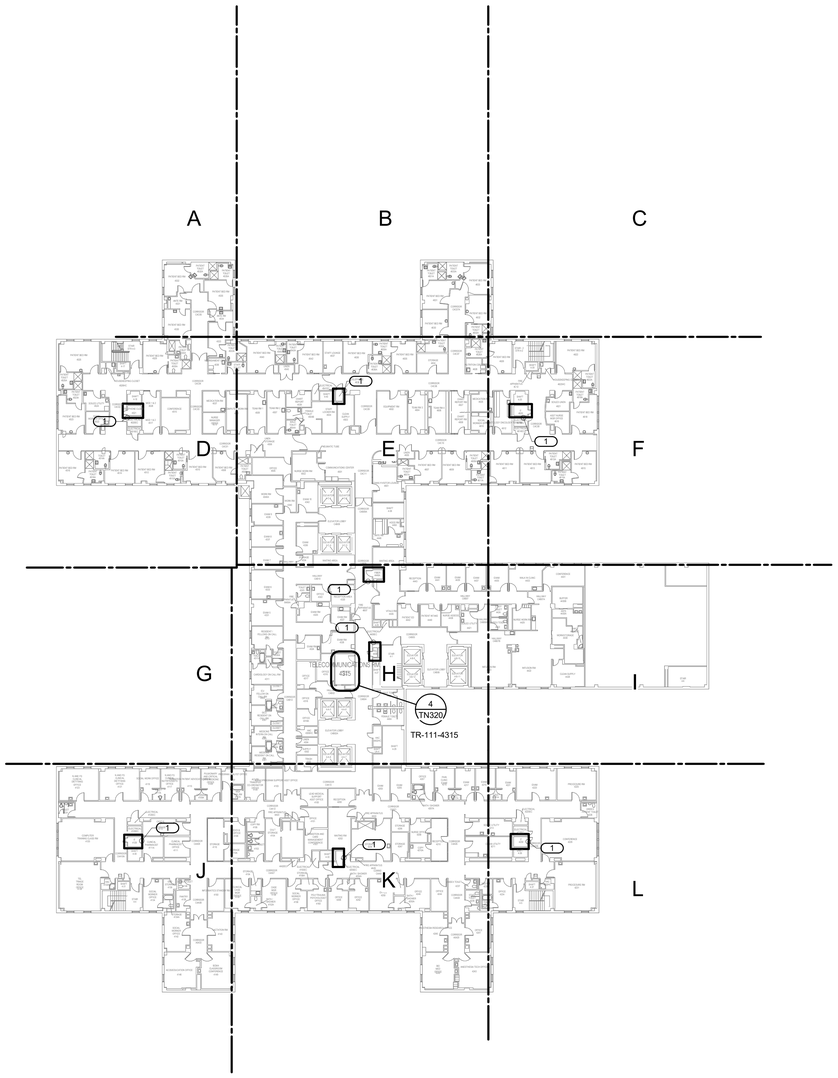

1 BUILDING 111 FOURTH FLOOR OVERALL PLAN - TECHNOLOGY

1" = 30'-0"

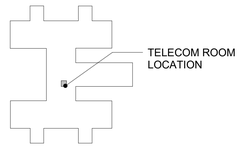

KEY PLAN - BLDG 111

NTS

TRUE NORTH
PLAN NORTH

0' 15' 30' 60'

Graphic Scale : 1" = 30'-0"

Revisions:	Date:
35% SCHEMATIC DESIGN SUBMISSION	5.17.21
65% DESIGN DEVELOPMENT SUBMISSION	6.15.21
65% DESIGN DEVELOPMENT RESUBMISSION	8.25.21

CONSULTANT

IMEG
The FUTURE Built Smarter www.imegcorp.com
15 SUNNEN DRIVE
SUITE 104
ST. LOUIS, MO 63143
P: 314.645.1132 F: 314.645.1173
PROJECT #18004375.03

ARCHITECT/ENGINEER OF RECORD

Romanyk Consulting
Focusing on what matters
Romanyk Consulting Corp. www.romanykconsulting.com
3308 Preston Road, Suite 350-164, Plano, Texas 75093

STAMP

REGISTERED COMMUNICATIONS DISTRIBUTION DESIGNER
Bicsi
DAVID LARSON
BICSI ID # 106098
EXPIRES 12-31-25
RCDD

Office of Construction and Facilities Management

VA U.S. Department of Veterans Affairs

Drawing Title
BUILDING 111 FOURTH FLOOR PLAN - TECHNOLOGY

Approved:

Phase
FINAL BID DOCUMENTS

Sprinklered
FULLY SPRINKLERED

Project Title
EHRM INFRASTRUCTURE UPGRADES - MILWAUKEE, WI

Location
5000 W. NATIONAL AVENUE MILWAUKEE, WI

Issue Date SEPTEMBER 05, 2025
Checked PHINIE
Drawn MAIBEJ

Project Number 695-21-700
Building Number 111
Drawing Number 111-TN1104

VA FORM 08 - 6231

Autodesk Docs://OCFM East - Milwaukee EHRM /R24/T24_18004375.03_VA MilwEHRM_C.rvt

9/3/2025 4:02:47 PM

GENERAL NOTES:

1. REFER TO 1/TN400 FOR TECHNOLOGY ROUGH IN DETAIL.
2. ALL NETWORK CABLES ON THIS SHEET SHALL TERMINATE IN TR-111-43I15.
3. CONTRACTOR TO PROVIDE NEW J-HOOK ROUTES FOR ALL NEW CABLING. J-HOOK SIZE AND QUANTITY TO BE PER MANUFACTURER RECOMMENDATIONS.
4. REFER TO TN500-TN509 FOR RISER DIAGRAMS.
5. REFER TO SHEET TN402 FOR PENETRATION DETAILS.
6. THESE DRAWINGS MAKE THE BEST ATTEMPT TO IDENTIFY EXISTING DATA DROPS/WORK AREA OUTLETS. AS LONG AS THE TOTAL NEWLY INSTALLED DATA DROP COUNT DOES NOT VARY +/- 10% IDENTIFIED ON THESE DRAWINGS, THE CONTRACTOR'S SCOPE SHALL BE UNCHANGED.
7. NEW WORK AREA OUTLETS SHALL BE LOCATED IN EXISTING BOXES. WORK AREA OUTLETS SHOWN ON THIS SHEET MAY NOT BE IN THE EXACT LOCATION AS IDENTIFIED.
8. CONTRACTOR TO INCLUDE AN ALLOWANCE FOR 10% ADDITIONAL 2-PORTS CAT6A INFORMATION OUTLETS IN THEIR PROPOSAL FOR THIS SHEET. FUTURE INFORMATION OUTLET LOCATIONS WILL BE DETERMINED BY THE VA AT A LATER DATE.

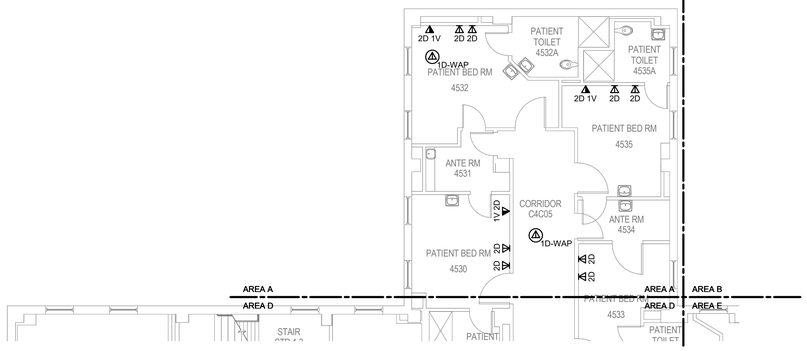

1 BUILDING 111 FOURTH FLOOR PLAN - TECHNOLOGY - AREA A
1/8" = 1'-0"

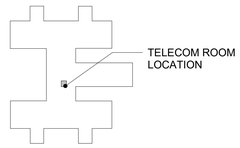

KEY PLAN - BLDG 111
NTS

TRUE NORTH
PLAN NORTH

Revisions:	Date:
35% SCHEMATIC DESIGN SUBMISSION	5.17.21
65% DESIGN DEVELOPMENT SUBMISSION	6.15.21
65% DESIGN DEVELOPMENT RESUBMISSION	8.25.21

CONSULTANT

IMEG
The FUTURE. Built Smarter www.imegcorp.com
15 SUNNEN DRIVE
SUITE 104
ST. LOUIS, MO 63143
P: 314.645.1132 F: 314.645.1173
PROJECT #180043750.03

ARCHITECT/ENGINEER OF RECORD

Romanyk Consulting
Focusing on what matters
Romanyk Consulting Corp. www.romanykconsulting.com
3308 Preston Road, Suite 350-164, Plano, Texas 75093

STAMP

REGISTERED COMMUNICATIONS DISTRIBUTION DESIGNER
Bicsi
DAVID LARSON
BICSI ID # 106098
Expires 12-31-25
RCDD

Office of Construction and Facilities Management
VA U.S. Department of Veterans Affairs

Approved:

Drawing Title: BUILDING 111 FOURTH FLOOR PLAN - TECHNOLOGY - AREA A

Phase: FINAL BID DOCUMENTS

Sprinklered: FULLY SPRINKLERED

Project Title: EHRM INFRASTRUCTURE UPGRADES - MILWAUKEE, WI

Location: 5000 W. NATIONAL AVENUE MILWAUKEE, WI

Issue Date: SEPTEMBER 05, 2025 | Checked: PHINIE | Drawn: MAIBEJ

Project Number: 695-21-700

Building Number: 111

Drawing Number: 111-TN1104A

VA FORM 08 - 6231

Autodesk Docs://OCFM East - Milwaukee EHRM (R24)/T24_180043750.03_VA MilwEHRM_C.rvt
9/3/2025 4:02:48 PM

GENERAL NOTES:

1. REFER TO 1/TN400 FOR TECHNOLOGY ROUGH IN DETAIL.
2. ALL NETWORK CABLES ON THIS SHEET SHALL TERMINATE IN TR-111-43I15.
3. CONTRACTOR TO PROVIDE NEW J-HOOK ROUTES FOR ALL NEW CABLING. J-HOOK SIZE AND QUANTITY TO BE PER MANUFACTURER RECOMMENDATIONS.
4. REFER TO TN500-TN509 FOR RISER DIAGRAMS.
5. REFER TO SHEET TN402 FOR PENETRATION DETAILS.
6. THESE DRAWINGS MAKE THE BEST ATTEMPT TO IDENTIFY EXISTING DATA DROPS/WORK AREA OUTLETS. AS LONG AS THE TOTAL NEWLY INSTALLED DATA DROP COUNT DOES NOT VARY +/- 10% IDENTIFIED ON THESE DRAWINGS, THE CONTRACTOR'S SCOPE SHALL BE UNCHANGED.
7. NEW WORK AREA OUTLETS SHALL BE LOCATED IN EXISTING BOXES. WORK AREA OUTLETS SHOWN ON THIS SHEET MAY NOT BE IN THE EXACT LOCATION AS IDENTIFIED.
8. CONTRACTOR TO INCLUDE AN ALLOWANCE FOR 10% ADDITIONAL 2-PORTS CAT6A INFORMATION OUTLETS IN THEIR PROPOSAL FOR THIS SHEET. FUTURE INFORMATION OUTLET LOCATIONS WILL BE DETERMINED BY THE VA AT A LATER DATE.

1 **BUILDING 111 FOURTH FLOOR PLAN - TECHNOLOGY - AREA B**
1/8" = 1'-0"

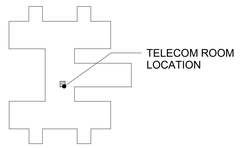

KEY PLAN - BLDG 111
NTS

TRUE NORTH
PLAN NORTH

35% SCHEMATIC DESIGN SUBMISSION	5.17.21
65% DESIGN DEVELOPMENT SUBMISSION	6.15.21
65% DESIGN DEVELOPMENT RESUBMISSION	8.25.21
Revisions:	Date:

CONSULTANT

IMEG
The FUTURE. Built Smarter. www.imegcorp.com
15 SUNNEN DRIVE
SUITE 104
ST. LOUIS, MO 63143
P: 314.645.1132 F: 314.645.1173
PROJECT #18004375.03

ARCHITECT/ENGINEER OF RECORD

Romanyk Consulting
Focusing on what matters
Romanyk Consulting Corp. www.romanykconsulting.com
3308 Preston Road, Suite 350-164, Plano, Texas 75093

STAMP

REGISTERED COMMUNICATIONS DISTRIBUTION DESIGNER
Bicsi
DAVID LARSON
BICSI ID # 105098
Expires 12-31-25
RCDD

Office of Construction and Facilities Management

VA U.S. Department of Veterans Affairs

Drawing Title BUILDING 111 FOURTH FLOOR PLAN - TECHNOLOGY - AREA B	**Phase** FINAL BID DOCUMENTS	**Project Title** EHRM INFRASTRUCTURE UPGRADES - MILWAUKEE, WI	**Project Number** 695-21-700
			Building Number 111
Approved:	**Sprinklered** FULLY SPRINKLERED	**Location** 5000 W. NATIONAL AVENUE MILWAUKEE, WI	**Drawing Number** 111-TN1104B
		Issue Date SEPTEMBER 05, 2025 / **Checked** PHINIE / **Drawn** MAIBEJ	

VA FORM 08 - 6231

Autodesk Docs://OCFM East - Milwaukee EHRM (R24)/T24_18004375.03_VA MilwEHRM_C.rvt
9/3/2025 4:02:50 PM

GENERAL NOTES:

1. REFER TO 1/TN400 FOR TECHNOLOGY ROUGH IN DETAIL.
2. ALL NETWORK CABLES ON THIS SHEET SHALL TERMINATE IN TR-111-4315.
3. CONTRACTOR TO PROVIDE NEW J-HOOK ROUTES FOR ALL NEW CABLING. J-HOOK SIZE AND QUANTITY TO BE PER MANUFACTURER RECOMMENDATIONS.
4. REFER TO TN500-TN509 FOR RISER DIAGRAMS.
5. REFER TO SHEET TN402 FOR PENETRATION DETAILS.
6. THESE DRAWINGS MAKE THE BEST ATTEMPT TO IDENTIFY EXISTING DATA DROPS/WORK AREA OUTLETS. AS LONG AS THE TOTAL NEWLY INSTALLED DATA DROP COUNT DOES NOT VARY +/- 10% IDENTIFIED ON THESE DRAWINGS, THE CONTRACTOR'S SCOPE SHALL BE UNCHANGED.
7. NEW WORK AREA OUTLETS SHALL BE LOCATED IN EXISTING BOXES. WORK AREA OUTLETS SHOWN ON THIS SHEET MAY NOT BE IN THE EXACT LOCATION AS IDENTIFIED.
8. CONTRACTOR TO INCLUDE AN ALLOWANCE FOR 10% ADDITIONAL 2-PORTS CAT6A INFORMATION OUTLETS IN THEIR PROPOSAL FOR THIS SHEET. FUTURE INFORMATION OUTLET LOCATIONS WILL BE DETERMINED BY THE VA AT A LATER DATE.

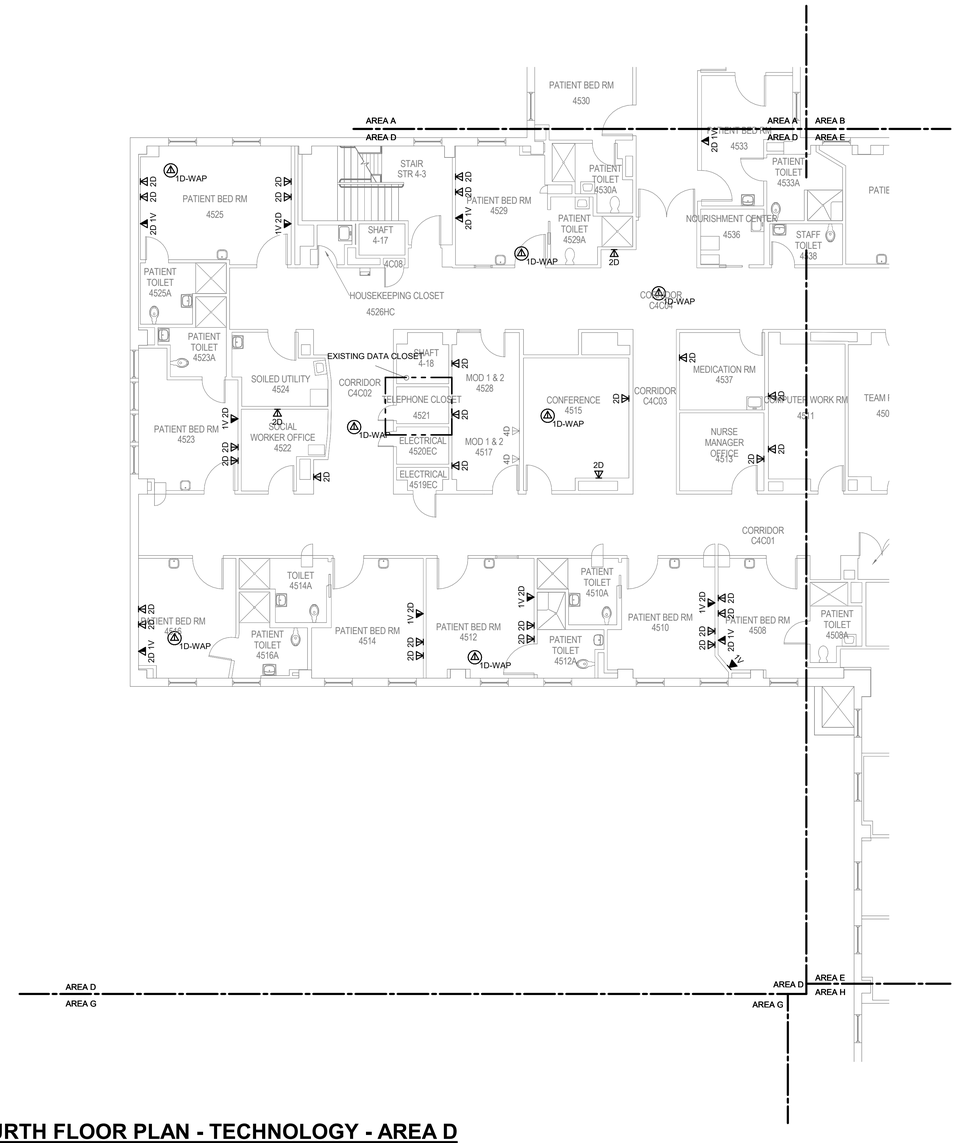

1 BUILDING 111 FOURTH FLOOR PLAN - TECHNOLOGY - AREA D

1/8" = 1'-0"

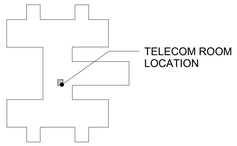

KEY PLAN - BLDG 111

NTS

TRUE NORTH
PLAN NORTH

35% SCHEMATIC DESIGN SUBMISSION	5.17.21
65% DESIGN DEVELOPMENT SUBMISSION	6.15.21
65% DESIGN DEVELOPMENT RESUBMISSION	8.25.21
Revisions:	Date:

CONSULTANT

IMEG
The FUTURE. Built Smarter. www.imegcorp.com
15 SUNNEN DRIVE
SUITE 104
ST. LOUIS, MO 63143
P: 314.645.1132 F: 314.645.1173
PROJECT #18004375.03

ARCHITECT/ENGINEER OF RECORD

Romanyk Consulting
Focusing on what matters
Romanyk Consulting Corp. www.romanykconsulting.com
3308 Preston Road, Suite 350-164, Plano, Texas 75093

STAMP

REGISTERED COMMUNICATIONS DISTRIBUTION DESIGNER
Bicsi
DAVID LARSON
BICSI ID # 106098
Expires 12-31-25
RCDD

Office of Construction and Facilities Management

VA U.S. Department of Veterans Affairs

Drawing Title: BUILDING 111 FOURTH FLOOR PLAN - TECHNOLOGY - AREA D

Approved:

Phase: FINAL BID DOCUMENTS

Sprinklered: FULLY SPRINKLERED

Project Title: EHRM INFRASTRUCTURE UPGRADES - MILWAUKEE, WI

Location: 5000 W. NATIONAL AVENUE MILWAUKEE, WI

Issue Date: SEPTEMBER 05, 2025

Checked: PHINIE

Drawn: MAIBEJ

Project Number: 695-21-700

Building Number: 111

Drawing Number: 111-TN1104D

VA FORM 08 - 6231

Autodesk Docs://OCFM East - Milwaukee EHRM (R24)/T24_18004375.03_VA MilwEHRM_C.rvt

9/3/2025 4:02:51 PM

GENERAL NOTES:

1. REFER TO 1/TN400 FOR TECHNOLOGY ROUGH IN DETAIL.
2. ALL NETWORK CABLES ON THIS SHEET SHALL TERMINATE IN TR-111-4315.
3. CONTRACTOR TO PROVIDE NEW J-HOOK ROUTES FOR ALL NEW CABLING. J-HOOK SIZE AND QUANTITY TO BE PER MANUFACTURER RECOMMENDATIONS.
4. REFER TO TN500-TN509 FOR RISER DIAGRAMS.
5. REFER TO SHEET TN402 FOR PENETRATION DETAILS.
6. THESE DRAWINGS MAKE THE BEST ATTEMPT TO IDENTIFY EXISTING DATA DROPS/WORK AREA OUTLETS. AS LONG AS THE TOTAL NEWLY INSTALLED DATA DROP COUNT DOES NOT VARY +/- 10% IDENTIFIED ON THESE DRAWINGS, THE CONTRACTOR'S SCOPE SHALL BE UNCHANGED.
7. NEW WORK AREA OUTLETS SHALL BE LOCATED IN EXISTING BOXES. WORK AREA OUTLETS SHOWN ON THIS SHEET MAY NOT BE IN THE EXACT LOCATION AS IDENTIFIED.
8. CONTRACTOR TO INCLUDE AN ALLOWANCE FOR 10% ADDITIONAL 2-PORTS CAT6A INFORMATION OUTLETS IN THEIR PROPOSAL FOR THIS SHEET. FUTURE INFORMATION OUTLET LOCATIONS WILL BE DETERMINED BY THE VA AT A LATER DATE.

KEYNOTES: (#)

1. FIRE RATED SLEEVES SHALL BE INSTALLED AT ANY RATED WALL WHERE CABLING MUST PASS THROUGH. COORDINATE WITH ARCHITECTURAL DRAWINGS AND VERIFY EXACT LOCATIONS OF FIRE SEPARATIONS.

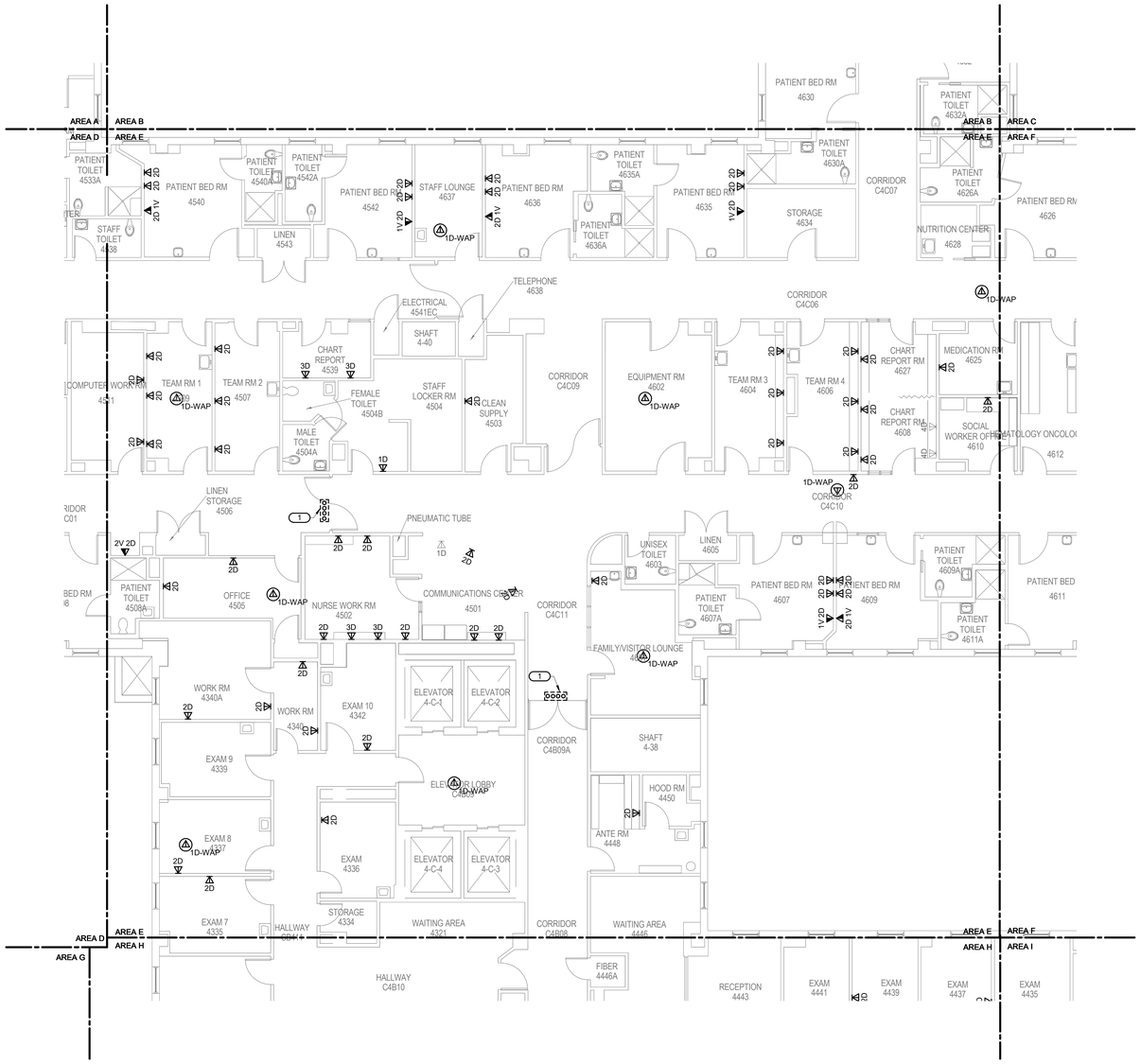

1 BUILDING 111 FOURTH FLOOR PLAN - TECHNOLOGY - AREA E

1/8" = 1'-0"

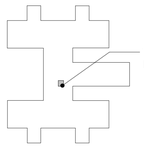

KEY PLAN - BLDG 111

NTS

TRUE NORTH
PLAN NORTH

Revisions:	Date:
35% SCHEMATIC DESIGN SUBMISSION	5.17.21
65% DESIGN DEVELOPMENT SUBMISSION	6.15.21
65% DESIGN DEVELOPMENT RESUBMISSION	8.25.21

CONSULTANT

IMEG
The FUTURE. Built Smarter. www.imegcorp.com
15 SUNNEN DRIVE
SUITE 104
ST. LOUIS, MO 63143
P: 314.645.1132 F: 314.645.1173
PROJECT #180043 75.03

ARCHITECT/ENGINEER OF RECORD

Romanyk Consulting
Focusing on what matters
Romanyk Consulting Corp. www.romanykconsulting.com
3308 Preston Road, Suite 350-164, Plano, Texas 75093

STAMP

REGISTERED COMMUNICATIONS DISTRIBUTION DESIGNER
Bicsi
DAVID LARSON
BICSI ID # 106098
Expires 12-31-25
RCDD

Office of Construction and Facilities Management

VA U.S. Department of Veterans Affairs

Drawing Title: BUILDING 111 FOURTH FLOOR PLAN - TECHNOLOGY - AREA E

Phase: FINAL BID DOCUMENTS

Project Title: EHRM INFRASTRUCTURE UPGRADES - MILWAUKEE, WI

Project Number: 695-21-700

Building Number: 111

Approved:

Sprinklered: FULLY SPRINKLERED

Location: 5000 W. NATIONAL AVENUE MILWAUKEE, WI

Issue Date: SEPTEMBER 05, 2025 | Checked: PHINIE | Drawn: MAIBEJ

Drawing Number: 111-TN1104E

VA FORM 08 - 6231

Autodesk Docs://OCFM East - Milwaukee EHRM (R24)/T24_180043 75.03_VA MilwEHRM_C.rvt

9/3/2025 4:02:52 PM

GENERAL NOTES:

1. REFER TO 1/TN400 FOR TECHNOLOGY ROUGH IN DETAIL.
2. ALL NETWORK CABLES ON THIS SHEET SHALL TERMINATE IN TR-111-4315.
3. CONTRACTOR TO PROVIDE NEW J-HOOK ROUTES FOR ALL NEW CABLING. J-HOOK SIZE AND QUANTITY TO BE PER MANUFACTURER RECOMMENDATIONS.
4. REFER TO TN500-TN509 FOR RISER DIAGRAMS.
5. REFER TO SHEET TN402 FOR PENETRATION DETAILS.
6. THESE DRAWINGS MAKE THE BEST ATTEMPT TO IDENTIFY EXISTING DATA DROPS/WORK AREA OUTLETS. AS LONG AS THE TOTAL NEWLY INSTALLED DATA DROP COUNT DOES NOT VARY +/- 10% IDENTIFIED ON THESE DRAWINGS, THE CONTRACTOR'S SCOPE SHALL BE UNCHANGED.
7. NEW WORK AREA OUTLETS SHALL BE LOCATED IN EXISTING BOXES. WORK AREA OUTLETS SHOWN ON THIS SHEET MAY NOT BE IN THE EXACT LOCATION AS IDENTIFIED.
8. CONTRACTOR TO INCLUDE AN ALLOWANCE FOR 10% ADDITIONAL 2-PORTS CAT6A INFORMATION OUTLETS IN THEIR PROPOSAL FOR THIS SHEET. FUTURE INFORMATION OUTLET LOCATIONS WILL BE DETERMINED BY THE VA AT A LATER DATE.

KEYNOTES: (#)

1. FURNISH, INSTALL AND TERMINATE SIX (6) CAT 6 A CABLES FROM MODULAR PATCH PANEL THIS ROOM, TO TR-111-4-1 FOR BIOMED. CABLES SHALL HAVE AN ORANGE JACKET.

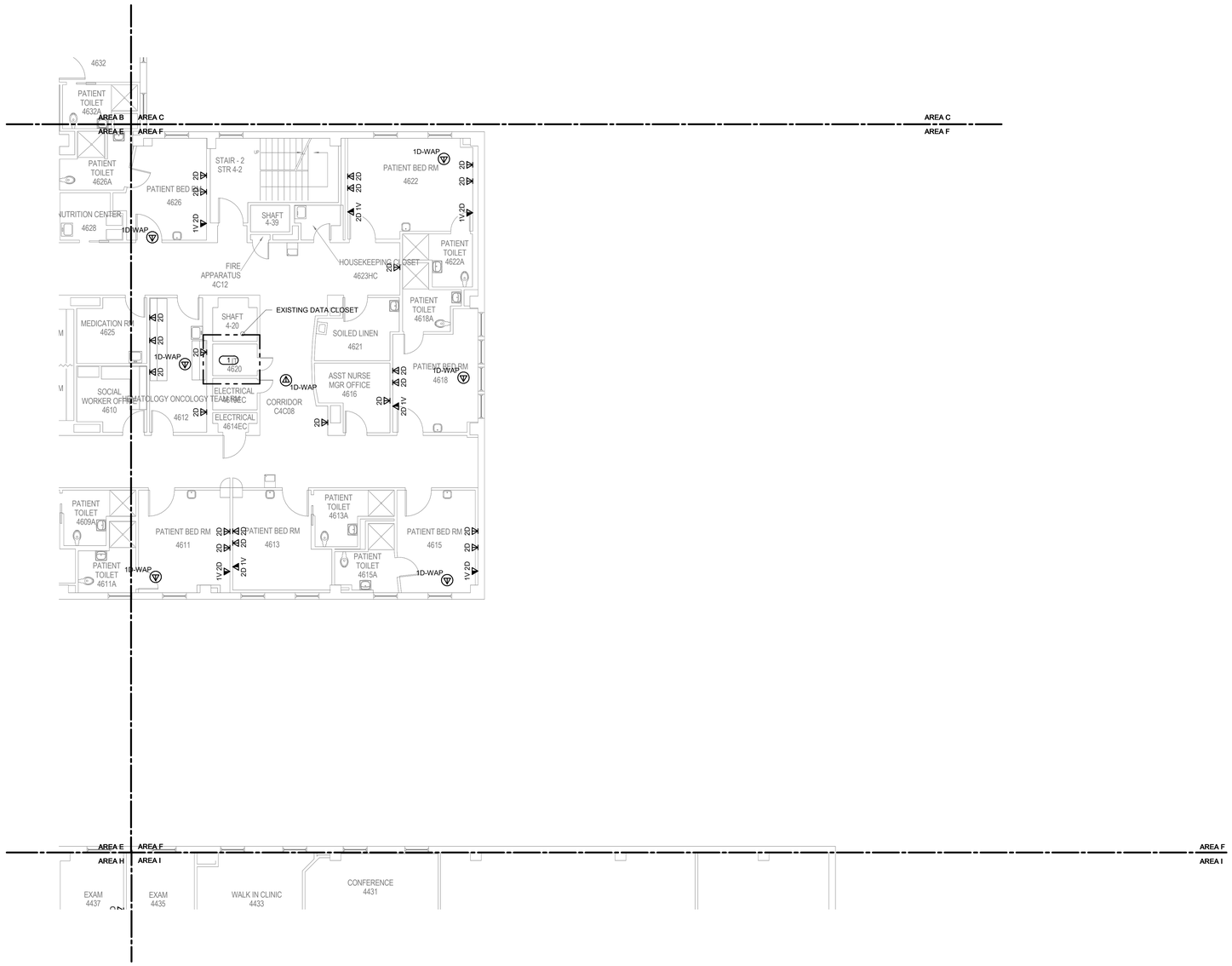

1 BUILDING 111 FOURTH FLOOR PLAN - TECHNOLOGY - AREA F

1/8" = 1'-0"

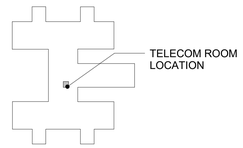

KEY PLAN - BLDG 111

NTS

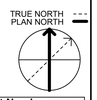

Revisions:	Date:
35% SCHEMATIC DESIGN SUBMISSION	5.17.21
65% DESIGN DEVELOPMENT SUBMISSION	6.15.21
65% DESIGN DEVELOPMENT RESUBMISSION	8.25.21

CONSULTANT

IMEG
The FUTURE. Built Smarter. www.imegcorp.com
15 SUNNEN DRIVE
SUITE 104
ST. LOUIS, MO 63143
P: 314.645.1132 F: 314.645.1173
PROJECT #18004375.03

ARCHITECT/ENGINEER OF RECORD

Romanyk Consulting
Focusing on what matters
Romanyk Consulting Corp. www.romanykconsulting.com
3308 Preston Road, Suite 350-164, Plano, Texas 75093

STAMP

REGISTERED COMMUNICATIONS DISTRIBUTION DESIGNER
Bicsi
DAVID LARSON
BICSI ID # 105098
Expires 12-31-25
RCDD

Office of Construction and Facilities Management

VA U.S. Department of Veterans Affairs

Drawing Title: BUILDING 111 FOURTH FLOOR PLAN - TECHNOLOGY - AREA F

Approved:

Phase: FINAL BID DOCUMENTS

Sprinklered: FULLY SPRINKLERED

Project Title: EHRM INFRASTRUCTURE UPGRADES - MILWAUKEE, WI

Location: 5000 W. NATIONAL AVENUE MILWAUKEE, WI

Issue Date: SEPTEMBER 05, 2025

Checked: PHINIE

Drawn: MAIBEJ

Project Number: 695-21-700

Building Number: 111

Drawing Number: 111-TN1104F

VA FORM 08 - 6231

Autodesk Docs://OCFM East - Milwaukee EHRM (R24)/T24_18004375.03_VA MilwEHRM_C.rvt

9/3/2025 4:02:54 PM

GENERAL NOTES:

1. REFER TO 1/TN400 FOR TECHNOLOGY ROUGH IN DETAIL.
2. ALL NETWORK CABLES ON THIS SHEET SHALL TERMINATE IN TR-111-4315.
3. CONTRACTOR TO PROVIDE NEW J-HOOK ROUTES FOR ALL NEW CABLING. J-HOOK SIZE AND QUANTITY TO BE PER MANUFACTURER RECOMMENDATIONS.
4. REFER TO TN500-TN509 FOR RISER DIAGRAMS.
5. REFER TO SHEET TN402 FOR PENETRATION DETAILS.
6. THESE DRAWINGS MAKE THE BEST ATTEMPT TO IDENTIFY EXISTING DATA DROPS/WORK AREA OUTLETS. AS LONG AS THE TOTAL NEWLY INSTALLED DATA DROP COUNT DOES NOT VARY +/- 10% IDENTIFIED ON THESE DRAWINGS, THE CONTRACTOR'S SCOPE SHALL BE UNCHANGED.
7. NEW WORK AREA OUTLETS SHALL BE LOCATED IN EXISTING BOXES. WORK AREA OUTLETS SHOWN ON THIS SHEET MAY NOT BE IN THE EXACT LOCATION AS IDENTIFIED.
8. CONTRACTOR TO INCLUDE AN ALLOWANCE FOR 10% ADDITIONAL 2-PORTS CAT6A INFORMATION OUTLETS IN THEIR PROPOSAL FOR THIS SHEET. FUTURE INFORMATION OUTLET LOCATIONS WILL BE DETERMINED BY THE VA AT A LATER DATE.

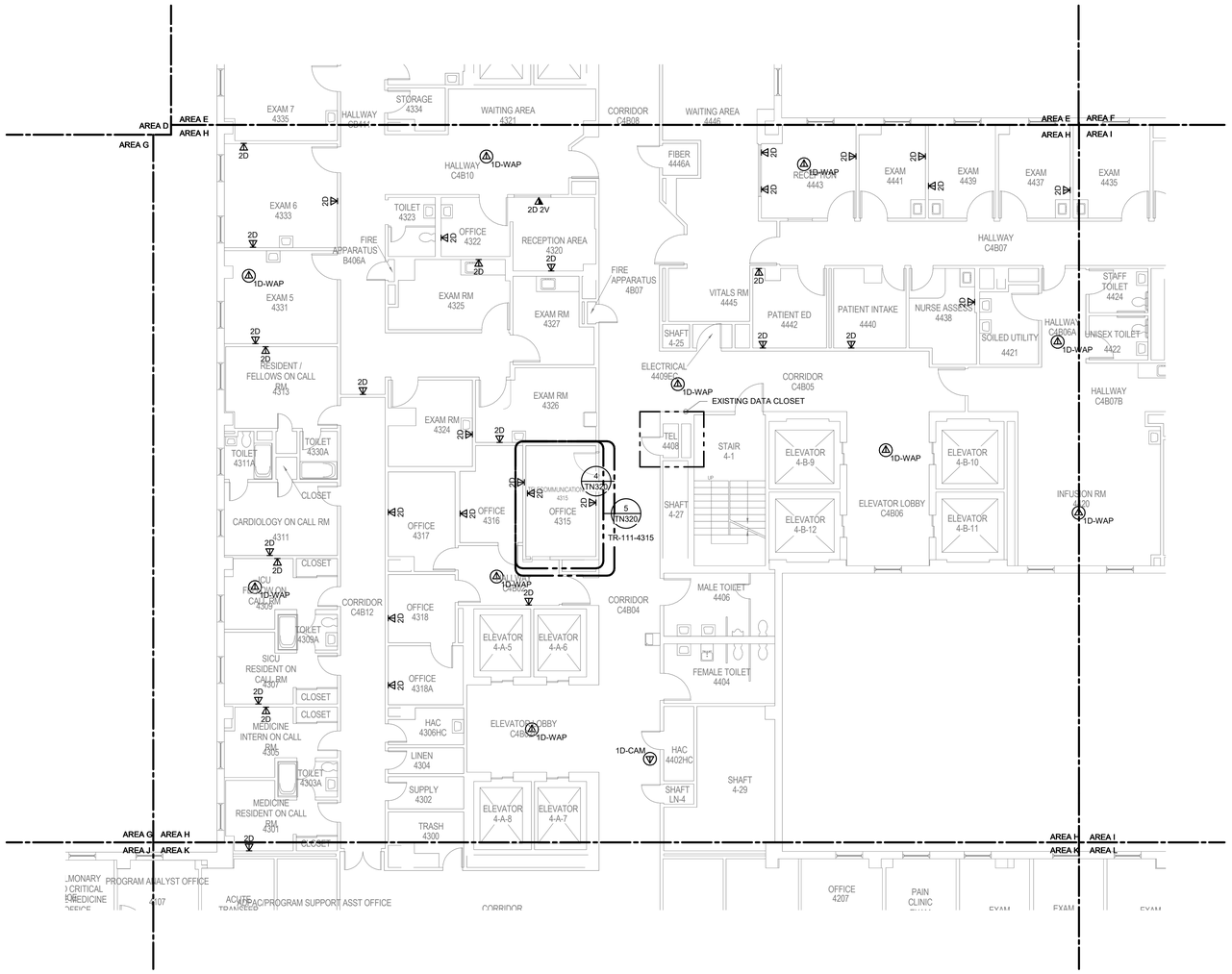

1 **BUILDING 111 FOURTH FLOOR PLAN - TECHNOLOGY - AREA H**
1/8" = 1'-0"

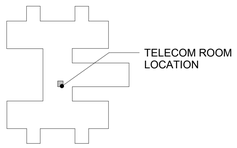

KEY PLAN - BLDG 111
NTS

Revisions:	Date:
35% SCHEMATIC DESIGN SUBMISSION	5.17.21
65% DESIGN DEVELOPMENT SUBMISSION	6.15.21
65% DESIGN DEVELOPMENT RESUBMISSION	8.25.21

CONSULTANT

IMEG
The FUTURE. Built Smarter. www.imegcorp.com
15 SUNNEN DRIVE
SUITE 104
ST. LOUIS, MO 63143
P: 314.645.1132 F: 314.645.1173
PROJECT #18004375.03

ARCHITECT/ENGINEER OF RECORD

Romanyk Consulting
Focusing on what matters
Romanyk Consulting Corp. www.romanykconsulting.com
3308 Preston Road, Suite 350-164, Plano, Texas 75093

STAMP

REGISTERED COMMUNICATIONS DISTRIBUTION DESIGNER
Bicsi
DAVID LARSON
BICSI ID 106098
Expires 12-31-25
RCDD

Office of Construction and Facilities Management

VA U.S. Department of Veterans Affairs

Drawing Title: BUILDING 111 FOURTH FLOOR PLAN - TECHNOLOGY - AREA H

Phase: FINAL BID DOCUMENTS

Project Title: EHRM INFRASTRUCTURE UPGRADES - MILWAUKEE, WI

Project Number: 695-21-700

Building Number: 111

Approved:

Sprinklered: FULLY SPRINKLERED

Location: 5000 W. NATIONAL AVENUE MILWAUKEE, WI

Issue Date: SEPTEMBER 05, 2025 | Checked: PHINIE | Drawn: MAIBEJ

Drawing Number: 111-TN1104H

VA FORM 08 - 6231

Autodesk Docs://OCFM East - Milwaukee EHRM (R24)/T24_18004375.03_VA MilwEHRM_C.rvt

9/3/2025 4:02:55 PM

GENERAL NOTES:

1. REFER TO 1/TN400 FOR TECHNOLOGY ROUGH IN DETAIL.
2. ALL NETWORK CABLES ON THIS SHEET SHALL TERMINATE IN TR-111-4315.
3. CONTRACTOR TO PROVIDE NEW J-HOOK ROUTES FOR ALL NEW CABLING. J-HOOK SIZE AND QUANTITY TO BE PER MANUFACTURER RECOMMENDATIONS.
4. REFER TO TN500-TN509 FOR RISER DIAGRAMS.
5. REFER TO SHEET TN402 FOR PENETRATION DETAILS.
6. THESE DRAWINGS MAKE THE BEST ATTEMPT TO IDENTIFY EXISTING DATA DROPS/WORK AREA OUTLETS. AS LONG AS THE TOTAL NEWLY INSTALLED DATA DROP COUNT DOES NOT VARY +/- 10% IDENTIFIED ON THESE DRAWINGS, THE CONTRACTOR'S SCOPE SHALL BE UNCHANGED.
7. NEW WORK AREA OUTLETS SHALL BE LOCATED IN EXISTING BOXES. WORK AREA OUTLETS SHOWN ON THIS SHEET MAY NOT BE IN THE EXACT LOCATION AS IDENTIFIED.
8. CONTRACTOR TO INCLUDE AN ALLOWANCE FOR 10% ADDITIONAL 2-PORTS CAT6A INFORMATION OUTLETS IN THEIR PROPOSAL FOR THIS SHEET. FUTURE INFORMATION OUTLET LOCATIONS WILL BE DETERMINED BY THE VA AT A LATER DATE.

1 **BUILDING 111 FOURTH FLOOR PLAN - TECHNOLOGY - AREA I**
1/8" = 1'-0"

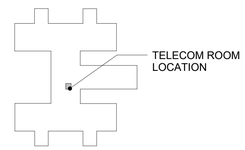

KEY PLAN - BLDG 111
NTS

TRUE NORTH
PLAN NORTH

Revisions:	Date:
35% SCHEMATIC DESIGN SUBMISSION	5.17.21
65% DESIGN DEVELOPMENT SUBMISSION	6.15.21
65% DESIGN DEVELOPMENT RESUBMISSION	8.25.21

CONSULTANT

IMEG
The FUTURE. Built Smarter www.imegcorp.com
15 SUNNEN DRIVE
SUITE 104
ST. LOUIS, MO 63143
P: 314.645.1132 F: 314.645.1173
PROJECT #18004375.03

ARCHITECT/ENGINEER OF RECORD

Romanyk Consulting
Focusing on what matters
Romanyk Consulting Corp. www.romanykconsulting.com
3308 Preston Road, Suite 350-164, Plano, Texas 75093

STAMP

REGISTERED COMMUNICATIONS DISTRIBUTION DESIGNER
Bicsi
DAVID LARSON
BICSI ID # 105098
EXPIRES 12-31-25
RCDD

Office of Construction and Facilities Management

VA U.S. Department of Veterans Affairs

Drawing Title BUILDING 111 FOURTH FLOOR PLAN - TECHNOLOGY - AREA I	**Phase** FINAL BID DOCUMENTS	**Project Title** EHRM INFRASTRUCTURE UPGRADES - MILWAUKEE, WI	**Project Number** 695-21-700
			Building Number 111
Approved:	**Sprinklered** FULLY SPRINKLERED	**Location** 5000 W. NATIONAL AVENUE MILWAUKEE, WI	**Drawing Number** 111-TN1104I
		Issue Date SEPTEMBER 05, 2025 / **Checked** PHINIE / **Drawn** MAIBEJ	

VA FORM 08 - 6231

Autodesk Docs://OCFM East - Milwaukee EHRM (R24)T24_18004375.03_VA MilwEHRM_C.rvt
9/3/2025 4:02:56 PM

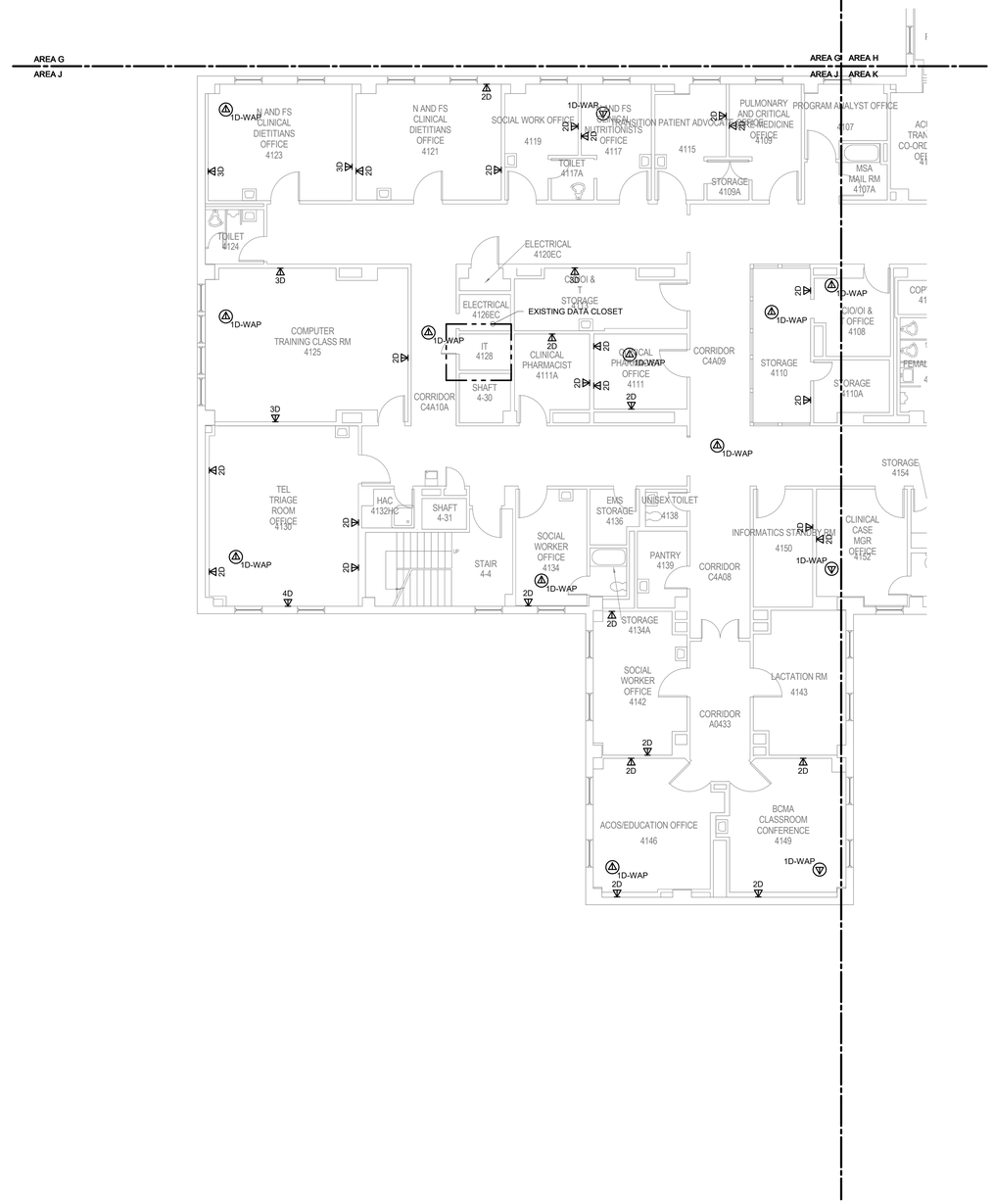

GENERAL NOTES:

1. REFER TO 1/TN400 FOR TECHNOLOGY ROUGH IN DETAIL.
2. ALL NETWORK CABLES ON THIS SHEET SHALL TERMINATE IN TR-111-43115.
3. CONTRACTOR TO PROVIDE NEW J-HOOK ROUTES FOR ALL NEW CABLING. J-HOOK SIZE AND QUANTITY TO BE PER MANUFACTURER RECOMMENDATIONS.
4. REFER TO TN500-TN509 FOR RISER DIAGRAMS.
5. REFER TO SHEET TN402 FOR PENETRATION DETAILS.
6. THESE DRAWINGS MAKE THE BEST ATTEMPT TO IDENTIFY EXISTING DATA DROPS/WORK AREA OUTLETS. AS LONG AS THE TOTAL NEWLY INSTALLED DATA DROP COUNT DOES NOT VARY +/- 10% IDENTIFIED ON THESE DRAWINGS, THE CONTRACTOR'S SCOPE SHALL BE UNCHANGED.
7. NEW WORK AREA OUTLETS SHALL BE LOCATED IN EXISTING BOXES. WORK AREA OUTLETS SHOWN ON THIS SHEET MAY NOT BE IN THE EXACT LOCATION AS IDENTIFIED.
8. CONTRACTOR TO INCLUDE AN ALLOWANCE FOR 10% ADDITIONAL 2-PORTS CAT6A INFORMATION OUTLETS IN THEIR PROPOSAL FOR THIS SHEET. FUTURE INFORMATION OUTLET LOCATIONS WILL BE DETERMINED BY THE VA AT A LATER DATE.

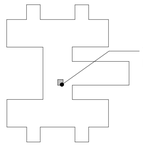

KEY PLAN - BLDG 111
NTS

1 BUILDING 111 FOURTH FLOOR PLAN - TECHNOLOGY - AREA J

1/8" = 1'-0"

TRUE NORTH
PLAN NORTH

Revisions:	Date:
35% SCHEMATIC DESIGN SUBMISSION	5.17.21
65% DESIGN DEVELOPMENT SUBMISSION	6.15.21
65% DESIGN DEVELOPMENT RESUBMISSION	8.25.21

CONSULTANT

IMEG
The FUTURE Built Smarter www.imegcorp.com
15 SUNNEN DRIVE
SUITE 104
ST. LOUIS, MO 63143
P: 314.645.1132 F: 314.645.1173
PROJECT #18004375.03

ARCHITECT/ENGINEER OF RECORD

Romanyk Consulting
Focusing on what matters
Romanyk Consulting Corp. www.romanykconsulting.com
3308 Preston Road, Suite 350-164, Plano, Texas 75093

STAMP

REGISTERED COMMUNICATIONS DISTRIBUTION DESIGNER
Bicsi
DAVID LARSON
BICSI ID # 1050098
Expires 12-31-25
RCDD

Office of Construction and Facilities Management
VA U.S. Department of Veterans Affairs

Drawing Title: BUILDING 111 FOURTH FLOOR PLAN - TECHNOLOGY - AREA J

Approved:

Phase: FINAL BID DOCUMENTS

Sprinklered: FULLY SPRINKLERED

Project Title: EHRM INFRASTRUCTURE UPGRADES - MILWAUKEE, WI

Location: 5000 W. NATIONAL AVENUE MILWAUKEE, WI

Issue Date: SEPTEMBER 05, 2025 | Checked: PHINIE | Drawn: MAIBEJ

Project Number: 695-21-700

Building Number: 111

Drawing Number: 111-TN1104J

VA FORM 08 - 6231

Autodesk Docs://OCFM East - Milwaukee EHRM (R24)/T24_18004375.03_VA MilwEHRM_C.rvt

9/3/2025 4:02:57 PM

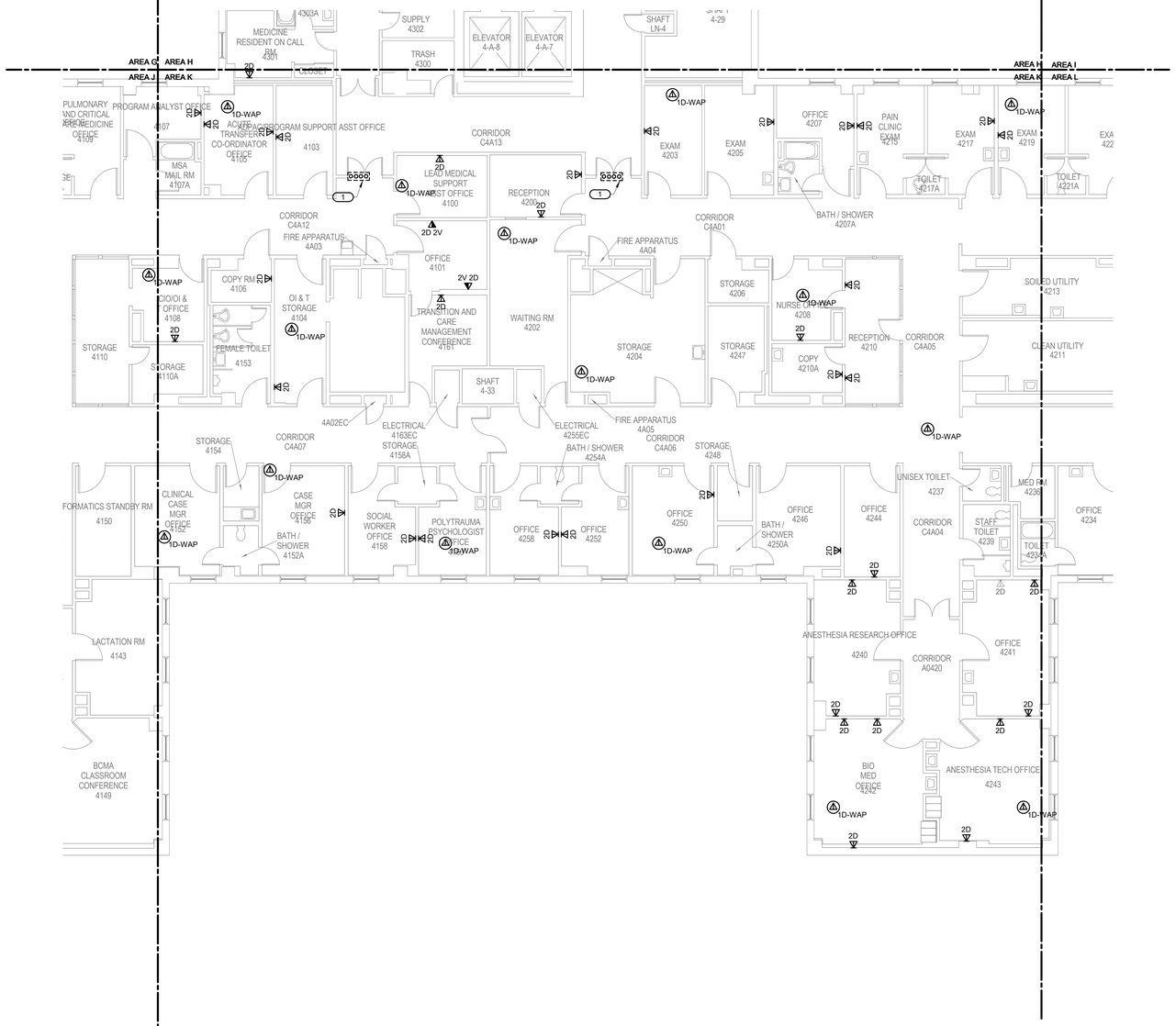

GENERAL NOTES:

1. REFER TO 1/TN400 FOR TECHNOLOGY ROUGH IN DETAIL.
2. ALL NETWORK CABLES ON THIS SHEET SHALL TERMINATE IN TR-111-4315.
3. CONTRACTOR TO PROVIDE NEW J-HOOK ROUTES FOR ALL NEW CABLING. J-HOOK SIZE AND QUANTITY TO BE PER MANUFACTURER RECOMMENDATIONS.
4. REFER TO TN500-TN509 FOR RISER DIAGRAMS.
5. REFER TO SHEET TN402 FOR PENETRATION DETAILS.
6. THESE DRAWINGS MAKE THE BEST ATTEMPT TO IDENTIFY EXISTING DATA DROPS/WORK AREA OUTLETS. AS LONG AS THE TOTAL NEWLY INSTALLED DATA DROP COUNT DOES NOT VARY +/- 10% IDENTIFIED ON THESE DRAWINGS, THE CONTRACTOR'S SCOPE SHALL BE UNCHANGED.
7. NEW WORK AREA OUTLETS SHALL BE LOCATED IN EXISTING BOXES. WORK AREA OUTLETS SHOWN ON THIS SHEET MAY NOT BE IN THE EXACT LOCATION AS IDENTIFIED.
8. CONTRACTOR TO INCLUDE AN ALLOWANCE FOR 10% ADDITIONAL 2-PORTS CAT6A INFORMATION OUTLETS IN THEIR PROPOSAL FOR THIS SHEET. FUTURE INFORMATION OUTLET LOCATIONS WILL BE DETERMINED BY THE VA AT A LATER DATE.

KEYNOTES: (#)

1. FIRE RATED SLEEVES SHALL BE INSTALLED AT ANY RATED WALL WHERE CABLING MUST PASS THROUGH. COORDINATE WITH ARCHITECTURAL DRAWINGS AND VERIFY EXACT LOCATIONS OF FIRE SEPARATIONS.

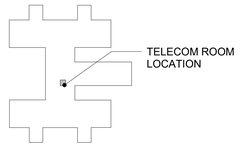

KEY PLAN - BLDG 111
NTS

1 BUILDING 111 FOURTH FLOOR PLAN - TECHNOLOGY - AREA K

1/8" = 1'-0"

TRUE NORTH
PLAN NORTH

Revisions:	Date:
35% SCHEMATIC DESIGN SUBMISSION	5.17.21
65% DESIGN DEVELOPMENT SUBMISSION	6.15.21
65% DESIGN DEVELOPMENT RESUBMISSION	8.25.21

CONSULTANT

IMEG
The FUTURE. Built Smarter. www.imegcorp.com
15 SUNNEN DRIVE
SUITE 104
ST. LOUIS, MO 63143
P: 314.645.1132 F: 314.645.1173
PROJECT #18004375.03

ARCHITECT/ENGINEER OF RECORD

Romanyk Consulting
Focusing on what matters
Romanyk Consulting Corp. www.romanykconsulting.com
3308 Preston Road, Suite 350-164, Plano, Texas 75093

STAMP

REGISTERED COMMUNICATIONS DISTRIBUTION DESIGNER
Bicsi
DAVID LARSON
BICSI ID # 106098
EXPIRES 12-31-25
RCDD

Office of Construction and Facilities Management

VA U.S. Department of Veterans Affairs

Drawing Title: BUILDING 111 FOURTH FLOOR PLAN - TECHNOLOGY - AREA K	Phase: FINAL BID DOCUMENTS	Project Title: EHRM INFRASTRUCTURE UPGRADES - MILWAUKEE, WI	Project Number: 695-21-700
			Building Number: 111
Approved:	Sprinklered: FULLY SPRINKLERED	Location: 5000 W. NATIONAL AVENUE MILWAUKEE, WI	Drawing Number: 111-TN1104K
		Issue Date: SEPTEMBER 05, 2025 / Checked: PHINIE / Drawn: MAIBEJ	

VA FORM 08 - 6231

Autodesk Docs://OCFM East - Milwaukee EHRM (R24)/T24_18004375.03_VA MilwEHRM_C.rvt

9/3/2025 4:02:59 PM

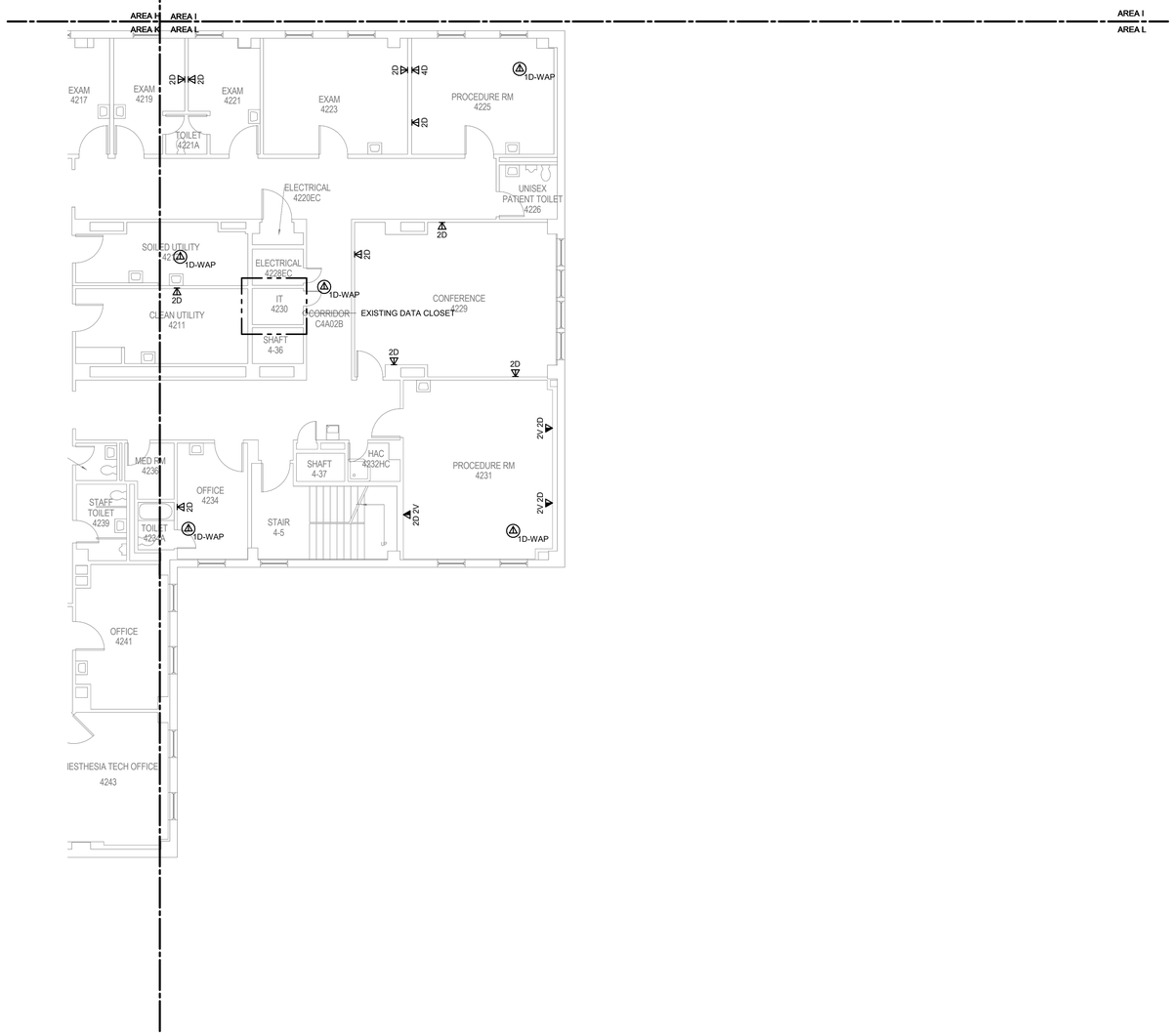

1 BUILDING 111 FOURTH FLOOR PLAN - TECHNOLOGY - AREA L

1/8" = 1'-0"

GENERAL NOTES:

1. REFER TO 1/TN400 FOR TECHNOLOGY ROUGH IN DETAIL.
2. ALL NETWORK CABLES ON THIS SHEET SHALL TERMINATE IN TR-111-4315.
3. CONTRACTOR TO PROVIDE NEW J-HOOK ROUTES FOR ALL NEW CABLING. J-HOOK SIZE AND QUANTITY TO BE PER MANUFACTURER RECOMMENDATIONS.
4. REFER TO TN500-TN509 FOR RISER DIAGRAMS.
5. REFER TO SHEET TN402 FOR PENETRATION DETAILS.
6. THESE DRAWINGS MAKE THE BEST ATTEMPT TO IDENTIFY EXISTING DATA DROPS/WORK AREA OUTLETS. AS LONG AS THE TOTAL NEWLY INSTALLED DATA DROP COUNT DOES NOT VARY +/- 10% IDENTIFIED ON THESE DRAWINGS, THE CONTRACTOR'S SCOPE SHALL BE UNCHANGED.
7. NEW WORK AREA OUTLETS SHALL BE LOCATED IN EXISTING BOXES. WORK AREA OUTLETS SHOWN ON THIS SHEET MAY NOT BE IN THE EXACT LOCATION AS IDENTIFIED.
8. CONTRACTOR TO INCLUDE AN ALLOWANCE FOR 10% ADDITIONAL 2-PORTS CAT6A INFORMATION OUTLETS IN THEIR PROPOSAL FOR THIS SHEET. FUTURE INFORMATION OUTLET LOCATIONS WILL BE DETERMINED BY THE VA AT A LATER DATE.

KEY PLAN - BLDG 111

NTS

Revisions:	Date:
35% SCHEMATIC DESIGN SUBMISSION	5.17.21
65% DESIGN DEVELOPMENT SUBMISSION	6.15.21
65% DESIGN DEVELOPMENT RESUBMISSION	8.25.21

CONSULTANT

IMEG
The FUTURE. Built Smarter www.imegcorp.com
15 SUNNEN DRIVE
SUITE 104
ST. LOUIS, MO 63143
P: 314.645.1132 F: 314.645.1173
PROJECT #18004375.03

ARCHITECT/ENGINEER OF RECORD

Romanyk Consulting
Focusing on what matters
Romanyk Consulting Corp. www.romanykconsulting.com
3308 Preston Road, Suite 350-164, Plano, Texas 75093

STAMP

REGISTERED COMMUNICATIONS DISTRIBUTION DESIGNER
Bicsi
DAVID LARSON
BICSI ID # 106098
EXPIRES 12-31-25
RCDD

Office of Construction and Facilities Management

VA U.S. Department of Veterans Affairs

Drawing Title: BUILDING 111 FOURTH FLOOR PLAN - TECHNOLOGY - AREA L

Approved:

Phase: FINAL BID DOCUMENTS

Sprinklered: FULLY SPRINKLERED

Project Title: EHRM INFRASTRUCTURE UPGRADES - MILWAUKEE, WI

Location: 5000 W. NATIONAL AVENUE MILWAUKEE, WI

Issue Date: SEPTEMBER 05, 2025 | Checked: PHINIE | Drawn: MAIBEJ

Project Number: 695-21-700

Building Number: 111

Drawing Number: 111-TN1104L

VA FORM 08 - 6231

Autodesk Docs://OCFM East - Milwaukee EHRM (R24)/T24_18004375.03_VA MilwEHRM_C.rvt

9/3/2025 4:03:00 PM

KEYNOTES: (#)

1. EXISTING VERTICAL CHASE TO BE USED FOR BACKBONE PATHWAYS. REFER TO NEW WORK PLANS FOR ADDITIONAL INFORMATION.
2. EXISTING DATA CLOSET TO BE CONVERTED TO A NEW TR.

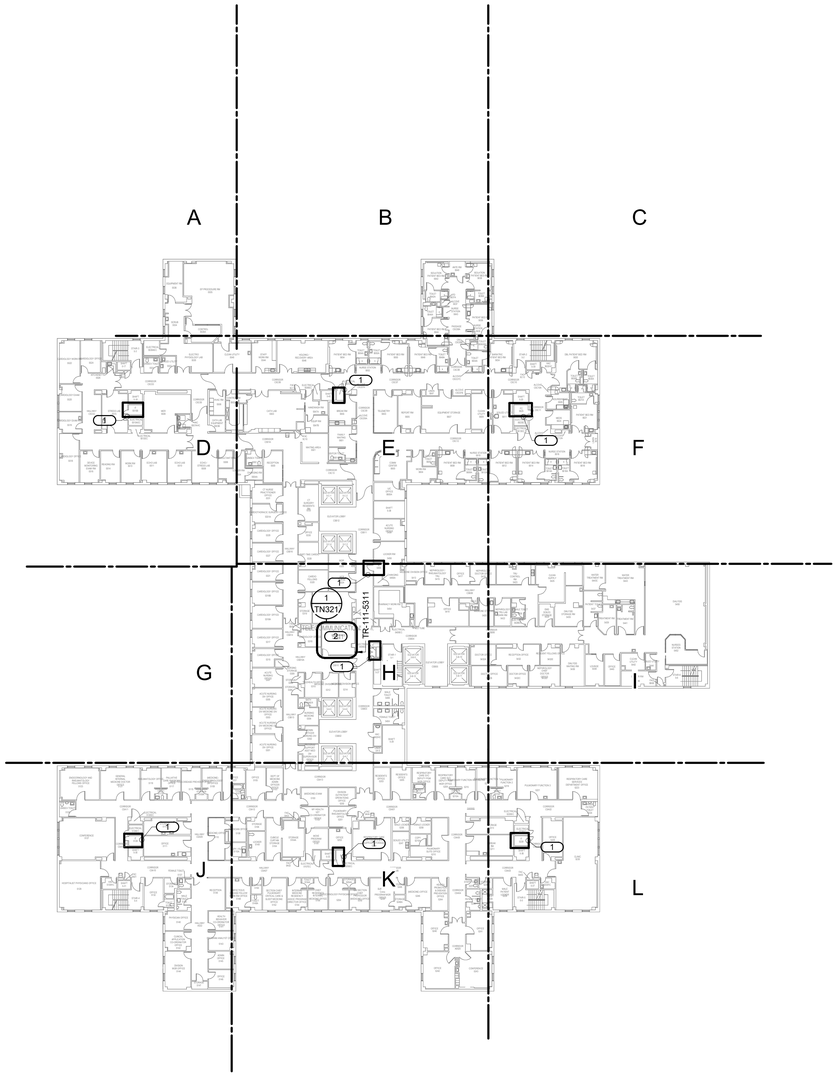

1 BUILDING 111 FIFTH FLOOR OVERALL PLAN - TECHNOLOGY

1" = 30'-0"

KEY PLAN - BLDG 111

NTS

TRUE NORTH
PLAN NORTH

0' 15' 30' 60'

Graphic Scale : 1" = 30'-0"

35% SCHEMATIC DESIGN SUBMISSION	5.17.21
65% DESIGN DEVELOPMENT SUBMISSION	6.15.21
65% DESIGN DEVELOPMENT RESUBMISSION	8.25.21
Revisions:	Date:

CONSULTANT

IMEG
The FUTURE. Built Smarter. www.imegcorp.com
15 SUNNEN DRIVE
SUITE 104
ST. LOUIS, MO 63143
P: 314.645.1132 F: 314.645.1173
PROJECT #18004375.03

ARCHITECT/ENGINEER OF RECORD

Romanyk Consulting
Focusing on what matters
Romanyk Consulting Corp. www.romanykconsulting.com
3308 Preston Road, Suite 350-164, Plano, Texas 75093

STAMP

REGISTERED COMMUNICATIONS DISTRIBUTION DESIGNER
Bicsi
DAVID LARSON
BICSI ID # 106098
Expires 12-31-25
RCDD

Office of Construction and Facilities Management

VA U.S. Department of Veterans Affairs

Drawing Title
BUILDING 111 FIFTH FLOOR OVERALL PLAN - TECHNOLOGY

Approved:

Phase
FINAL BID DOCUMENTS

Sprinklered
FULLY SPRINKLERED

Project Title
EHRM INFRASTRUCTURE UPGRADES - MILWAUKEE, WI

Location
5000 W. NATIONAL AVENUE MILWAUKEE, WI

Issue Date SEPTEMBER 05, 2025
Checked PHINIE
Drawn MAIBEJ

Project Number 695-21-700
Building Number 111
Drawing Number 111-TN1105

VA FORM 08 - 6231

9/3/2025 4:03:01 PM

Autodesk Docs://OCFM East - Milwaukee EHRM (R24)/T24_18004375.03_VA MilwEHRM_C.rvt

GENERAL NOTES:

1. REFER TO 1/TN400 FOR TECHNOLOGY ROUGH IN DETAIL.
2. ALL NETWORK CABLES ON THIS SHEET SHALL TERMINATE IN TR-111-S311.
3. CONTRACTOR TO PROVIDE NEW J-HOOK ROUTES FOR ALL NEW CABLING. J-HOOK SIZE AND QUANTITY TO BE PER MANUFACTURER RECOMMENDATIONS.
4. REFER TO TN500-TN509 FOR RISER DIAGRAMS.
5. REFER TO SHEET TN402 FOR PENETRATION DETAILS.
6. THESE DRAWINGS MAKE THE BEST ATTEMPT TO IDENTIFY EXISTING DATA DROPS/WORK AREA OUTLETS. AS LONG AS THE TOTAL NEWLY INSTALLED DATA DROP COUNT DOES NOT VARY +/- 10% IDENTIFIED ON THESE DRAWINGS, THE CONTRACTOR'S SCOPE SHALL BE UNCHANGED.
7. NEW WORK AREA OUTLETS SHALL BE LOCATED IN EXISTING BOXES. WORK AREA OUTLETS SHOWN ON THIS SHEET MAY NOT BE IN THE EXACT LOCATION AS IDENTIFIED.
8. CONTRACTOR TO INCLUDE AN ALLOWANCE FOR 10% ADDITIONAL 2-PORTS CAT6A INFORMATION OUTLETS IN THEIR PROPOSAL FOR THIS SHEET. FUTURE INFORMATION OUTLET LOCATIONS WILL BE DETERMINED BY THE VA AT A LATER DATE.

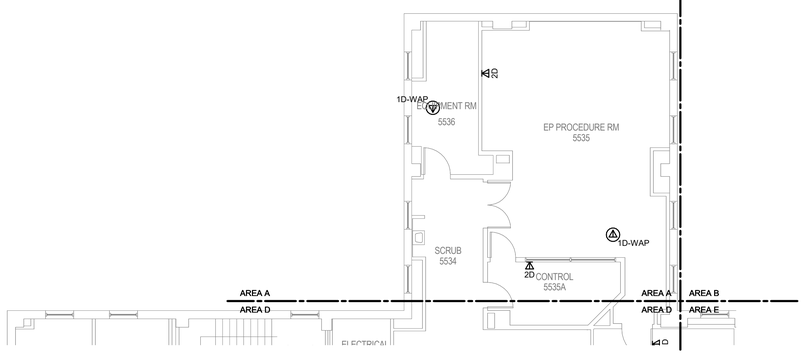

1 **BUILDING 111 FIFTH FLOOR PLAN - TECHNOLOGY - AREA A**
1/8" = 1'-0"

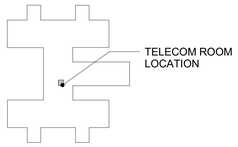

KEY PLAN - BLDG 111
NTS

TRUE NORTH
PLAN NORTH

Revisions:	Date:
35% SCHEMATIC DESIGN SUBMISSION	5.17.21
65% DESIGN DEVELOPMENT SUBMISSION	6.15.21
65% DESIGN DEVELOPMENT RESUBMISSION	8.25.21

CONSULTANT

IMEG
The FUTURE. Built Smarter www.imegcorp.com
15 SUNNEN DRIVE
SUITE 104
ST. LOUIS, MO 63143
P: 314.645.1132 F: 314.645.1173
PROJECT #180043 75.03

ARCHITECT/ENGINEER OF RECORD

Romanyk Consulting
Focusing on what matters
Romanyk Consulting Corp. www.romanykconsulting.com
3308 Preston Road, Suite 350-164, Plano, Texas 75093

STAMP

REGISTERED COMMUNICATIONS DISTRIBUTION DESIGNER
Bicsi
DAVID LARSON
BICSI ID # 106098
Expires 12-31-25
RCDD

Office of Construction and Facilities Management

VA U.S. Department of Veterans Affairs

Drawing Title BUILDING 111 FIFTH FLOOR PLAN - TECHNOLOGY - AREA A	**Phase** FINAL BID DOCUMENTS	**Project Title** EHRM INFRASTRUCTURE UPGRADES - MILWAUKEE, WI	**Project Number** 695-21-700
			Building Number 111
Approved:	**Sprinklered** FULLY SPRINKLERED	**Location** 5000 W. NATIONAL AVENUE MILWAUKEE, WI	**Drawing Number** 111-TN1105A
		Issue Date SEPTEMBER 05, 2025 / **Checked** PHINIE / **Drawn** MAIBEJ	

VA FORM 08 - 6231

Autodesk Docs://OCFM East - Milwaukee EHRM (R24)/T24_180043 75.03_VA MilwEHRM_C.rvt
9/3/2025 4:03:02 PM

GENERAL NOTES:

1. REFER TO 1/TN400 FOR TECHNOLOGY ROUGH IN DETAIL.
2. ALL NETWORK CABLES ON THIS SHEET SHALL TERMINATE IN TR-111-S311.
3. CONTRACTOR TO PROVIDE NEW J-HOOK ROUTES FOR ALL NEW CABLING. J-HOOK SIZE AND QUANTITY TO BE PER MANUFACTURER RECOMMENDATIONS.
4. REFER TO TN500-TN509 FOR RISER DIAGRAMS.
5. REFER TO SHEET TN402 FOR PENETRATION DETAILS.
6. THESE DRAWINGS MAKE THE BEST ATTEMPT TO IDENTIFY EXISTING DATA DROPS/WORK AREA OUTLETS. AS LONG AS THE TOTAL NEWLY INSTALLED DATA DROP COUNT DOES NOT VARY +/- 10% IDENTIFIED ON THESE DRAWINGS, THE CONTRACTOR'S SCOPE SHALL BE UNCHANGED.
7. NEW WORK AREA OUTLETS SHALL BE LOCATED IN EXISTING BOXES. WORK AREA OUTLETS SHOWN ON THIS SHEET MAY NOT BE IN THE EXACT LOCATION AS IDENTIFIED.
8. CONTRACTOR TO INCLUDE AN ALLOWANCE FOR 10% ADDITIONAL 2-PORTS CAT6A INFORMATION OUTLETS IN THEIR PROPOSAL FOR THIS SHEET. FUTURE INFORMATION OUTLET LOCATIONS WILL BE DETERMINED BY THE VA AT A LATER DATE.

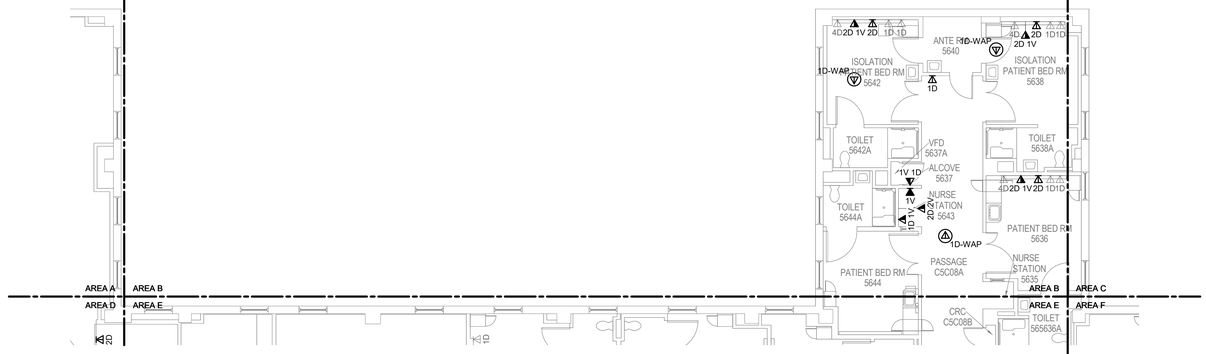

1 **BUILDING 111 FIFTH FLOOR PLAN - TECHNOLOGY - AREA B**
1/8" = 1'-0"

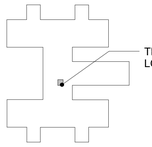

NORTH

KEY PLAN - BLDG 111
1" = 160'-0"

TRUE NORTH
PLAN NORTH

35% SCHEMATIC DESIGN SUBMISSION	5.17.21
65% DESIGN DEVELOPMENT SUBMISSION	6.15.21
65% DESIGN DEVELOPMENT RESUBMISSION	8.25.21
Revisions:	Date:

CONSULTANT

IMEG
The FUTURE. Built Smarter. www.imegcorp.com
15 SUNNEN DRIVE
SUITE 104
ST. LOUIS, MO 63143
P: 314.645.1132 F: 314.645.1173
PROJECT #18004375.03

ARCHITECT/ENGINEER OF RECORD

Romanyk Consulting
Focusing on what matters
Romanyk Consulting Corp. www.romanykconsulting.com
3308 Preston Road, Suite 350-164, Plano, Texas 75093

STAMP

REGISTERED COMMUNICATIONS DISTRIBUTION DESIGNER
Bicsi
DAVID LARSON
BICSI ID # 105098
Expires 12-31-25
RCDD

Office of Construction and Facilities Management

VA U.S. Department of Veterans Affairs

Drawing Title: BUILDING 111 FIFTH FLOOR PLAN - TECHNOLOGY - AREA B	Phase: FINAL BID DOCUMENTS	Project Title: EHRM INFRASTRUCTURE UPGRADES - MILWAUKEE, WI	Project Number: 695-21-700
			Building Number: 111
Approved:	Sprinklered: FULLY SPRINKLERED	Location: 5000 W. NATIONAL AVENUE MILWAUKEE, WI	Drawing Number: 111-TN1105B
		Issue Date: SEPTEMBER 05, 2025 / Checked: PHINIE / Drawn: MAIBEJ	

VA FORM 08 - 6231

Autodesk Docs://OCFM East - Milwaukee EHRM (R24)/T24_18004375.03_VA MilwEHRM_C.rvt
9/3/2025 4:03:04 PM

Graphic Scale: 1/16" = 1'-0" (0' 8' 16' 32')
Graphic Scale: 1/8" = 1'-0" (0' 4' 8' 16')
Graphic Scale: 3/32" = 1'-0" (0' 4" 8" 1' 2')
Graphic Scale: 1/4" = 1'-0" (0' 1' 2' 4')
Graphic Scale: 3/8" = 1'-0" (0' 1' 2' 4')
Graphic Scale: 1/2" = 1'-0" (0' 1' 2' 4')
Graphic Scale: 3/4" = 1'-0" (0' 6" 1' 2')
Graphic Scale: 1" = 1'-0" (0' 6" 1' 2')
Graphic Scale: 1 1/2" = 1'-0" (0' 3" 6" 1' 1'6")

GENERAL NOTES:

1. REFER TO 1/TN400 FOR TECHNOLOGY ROUGH IN DETAIL.
2. ALL NETWORK CABLES ON THIS SHEET SHALL TERMINATE IN TR-111-5311.
3. CONTRACTOR TO PROVIDE NEW J-HOOK ROUTES FOR ALL NEW CABLING. J-HOOK SIZE AND QUANTITY TO BE PER MANUFACTURER RECOMMENDATIONS.
4. REFER TO TN500-TN509 FOR RISER DIAGRAMS.
5. REFER TO SHEET TN402 FOR PENETRATION DETAILS.
6. THESE DRAWINGS MAKE THE BEST ATTEMPT TO IDENTIFY EXISTING DATA DROPS/WORK AREA OUTLETS. AS LONG AS THE TOTAL NEWLY INSTALLED DATA DROP COUNT DOES NOT VARY +/- 10% IDENTIFIED ON THESE DRAWINGS, THE CONTRACTOR'S SCOPE SHALL BE UNCHANGED.
7. NEW WORK AREA OUTLETS SHALL BE LOCATED IN EXISTING BOXES. WORK AREA OUTLETS SHOWN ON THIS SHEET MAY NOT BE IN THE EXACT LOCATION AS IDENTIFIED.
8. CONTRACTOR TO INCLUDE AN ALLOWANCE FOR 10% ADDITIONAL 2-PORTS CAT6A INFORMATION OUTLETS IN THEIR PROPOSAL FOR THIS SHEET. FUTURE INFORMATION OUTLET LOCATIONS WILL BE DETERMINED BY THE VA AT A LATER DATE.

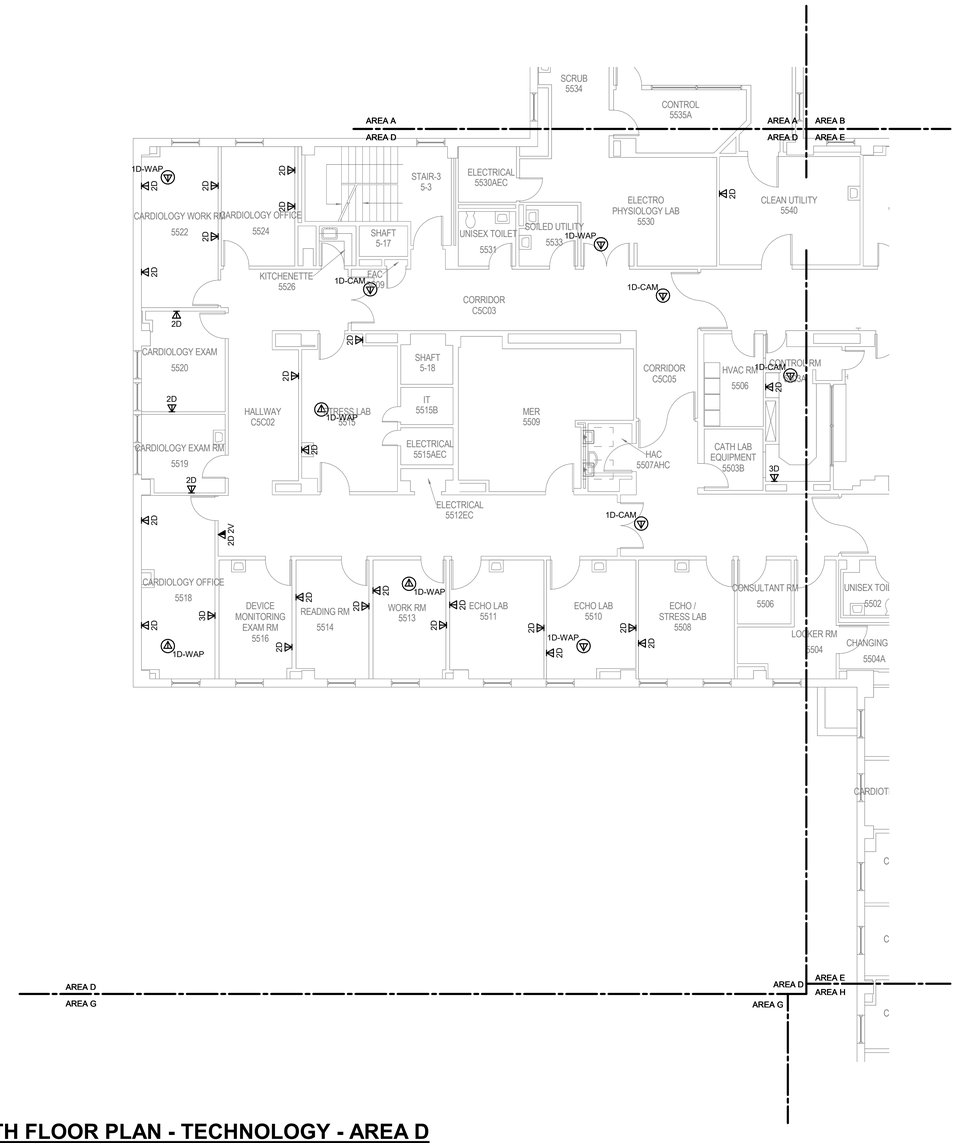

1 BUILDING 111 FIFTH FLOOR PLAN - TECHNOLOGY - AREA D

1/8" = 1'-0"

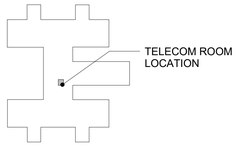

KEY PLAN - BLDG 111

NTS

Revisions:	Date:
35% SCHEMATIC DESIGN SUBMISSION	5.17.21
65% DESIGN DEVELOPMENT SUBMISSION	6.15.21
65% DESIGN DEVELOPMENT RESUBMISSION	8.25.21

CONSULTANT

IMEG
The FUTURE. Built Smarter www.imegcorp.com
15 SUNNEN DRIVE
SUITE 104
ST. LOUIS, MO 63143
P: 314.645.1132 F: 314.645.1173
PROJECT #18004375.03

ARCHITECT/ENGINEER OF RECORD

Romanyk Consulting
Focusing on what matters
Romanyk Consulting Corp. www.romanykconsulting.com
3308 Preston Road, Suite 350-164, Plano, Texas 75093

STAMP

REGISTERED COMMUNICATIONS DISTRIBUTION DESIGNER
Bicsi
DAVID LARSON
BICSI ID # 106098
EXPIRES 12-31-25
RCDD

Office of Construction and Facilities Management

VA U.S. Department of Veterans Affairs

Drawing Title: BUILDING 111 FIFTH FLOOR PLAN - TECHNOLOGY - AREA D	Phase: FINAL BID DOCUMENTS	Project Title: EHRM INFRASTRUCTURE UPGRADES - MILWAUKEE, WI	Project Number: 695-21-700
			Building Number: 111
Approved:	Sprinklered: FULLY SPRINKLERED	Location: 5000 W. NATIONAL AVENUE MILWAUKEE, WI	Drawing Number: 111-TN1105D
		Issue Date: SEPTEMBER 05, 2025 / Checked: PHINIE / Drawn: MAIBEJ	

VA FORM 08 - 6231

Autodesk Docs://OCFM East - Milwaukee EHRM (R24)/T24_18004375.03_VA MilwEHRM_C.rvt

9/3/2025 4:03:05 PM

GENERAL NOTES:

1. REFER TO 1/TN400 FOR TECHNOLOGY ROUGH IN DETAIL.
2. ALL NETWORK CABLES ON THIS SHEET SHALL TERMINATE IN TR-111-5311.
3. CONTRACTOR TO PROVIDE NEW J-HOOK ROUTES FOR ALL NEW CABLING. J-HOOK SIZE AND QUANTITY TO BE PER MANUFACTURER RECOMMENDATIONS.
4. REFER TO TN500-TN509 FOR RISER DIAGRAMS.
5. REFER TO SHEET TN402 FOR PENETRATION DETAILS.
6. THESE DRAWINGS MAKE THE BEST ATTEMPT TO IDENTIFY EXISTING DATA DROPS/WORK AREA OUTLETS. AS LONG AS THE TOTAL NEWLY INSTALLED DATA DROP COUNT DOES NOT VARY +/- 10% IDENTIFIED ON THESE DRAWINGS, THE CONTRACTOR'S SCOPE SHALL BE UNCHANGED.
7. NEW WORK AREA OUTLETS SHALL BE LOCATED IN EXISTING BOXES. WORK AREA OUTLETS SHOWN ON THIS SHEET MAY NOT BE IN THE EXACT LOCATION AS IDENTIFIED.
8. CONTRACTOR TO INCLUDE AN ALLOWANCE FOR 10% ADDITIONAL 2-PORTS CAT6A INFORMATION OUTLETS IN THEIR PROPOSAL FOR THIS SHEET. FUTURE INFORMATION OUTLET LOCATIONS WILL BE DETERMINED BY THE VA AT A LATER DATE.

KEYNOTES: (#)

1. FIRE RATED SLEEVES SHALL BE INSTALLED AT ANY RATED WALL WHERE CABLING MUST PASS THROUGH. COORDINATE WITH ARCHITECTURAL DRAWINGS AND VERIFY EXACT LOCATIONS OF FIRE SEPARATIONS.

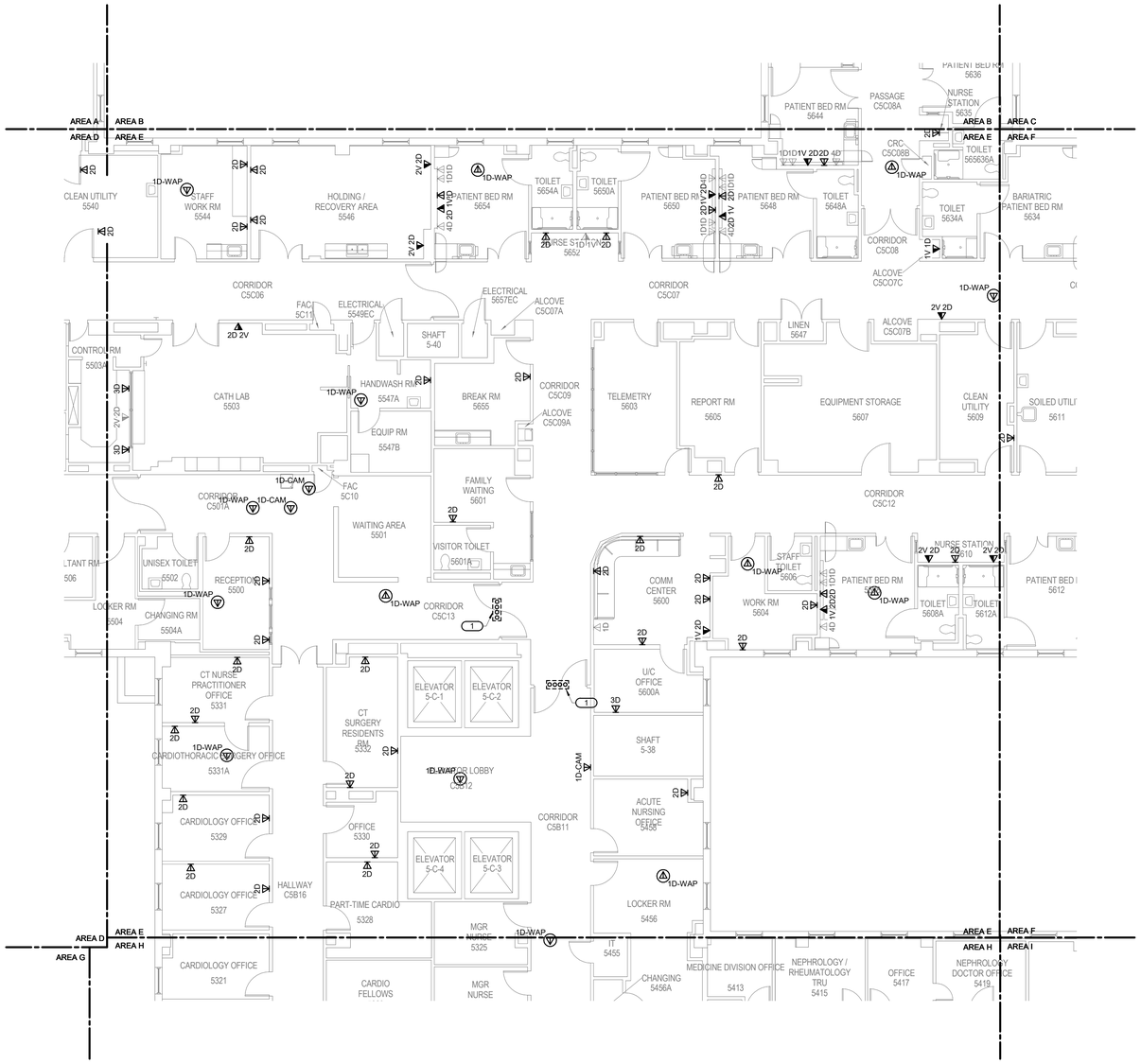

1 BUILDING 111 FIFTH FLOOR PLAN - TECHNOLOGY - AREA E

1/8" = 1'-0"

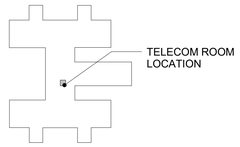

KEY PLAN - BLDG 111

NTS

TRUE NORTH
PLAN NORTH

35% SCHEMATIC DESIGN SUBMISSION	5.17.21
65% DESIGN DEVELOPMENT SUBMISSION	6.15.21
65% DESIGN DEVELOPMENT RESUBMISSION	8.25.21
Revisions:	Date:

CONSULTANT

IMEG
The FUTURE. Built Smarter www.imegcorp.com
15 SUNNEN DRIVE
SUITE 104
ST. LOUIS, MO 63143
P: 314.645.1132 F: 314.645.1173
PROJECT #18004375.03

ARCHITECT/ENGINEER OF RECORD

Romanyk Consulting
Focusing on what matters
Romanyk Consulting Corp. www.romanykconsulting.com
3308 Preston Road, Suite 350-164, Plano, Texas 75093

STAMP

REGISTERED COMMUNICATIONS DISTRIBUTION DESIGNER
Bicsi
DAVID LARSON
BICSI ID # 106098
Expires 12-31-25
RCDD

Office of Construction and Facilities Management

VA U.S. Department of Veterans Affairs

Drawing Title: BUILDING 111 FIFTH FLOOR PLAN - TECHNOLOGY - AREA E

Approved:

Phase: FINAL BID DOCUMENTS

Sprinklered: FULLY SPRINKLERED

Project Title: EHRM INFRASTRUCTURE UPGRADES - MILWAUKEE, WI

Location: 5000 W. NATIONAL AVENUE MILWAUKEE, WI

Issue Date: SEPTEMBER 05, 2025 | Checked: PHINIE | Drawn: MAIBEJ

Project Number: 695-21-700

Building Number: 111

Drawing Number: 111-TN1105E

VA FORM 08 - 6231

Autodesk Docs://OCFM East - Milwaukee EHRM (R24)/T24_18004375.03_VA MilwEHRM_C.rvt

9/3/2025 4:03:06 PM

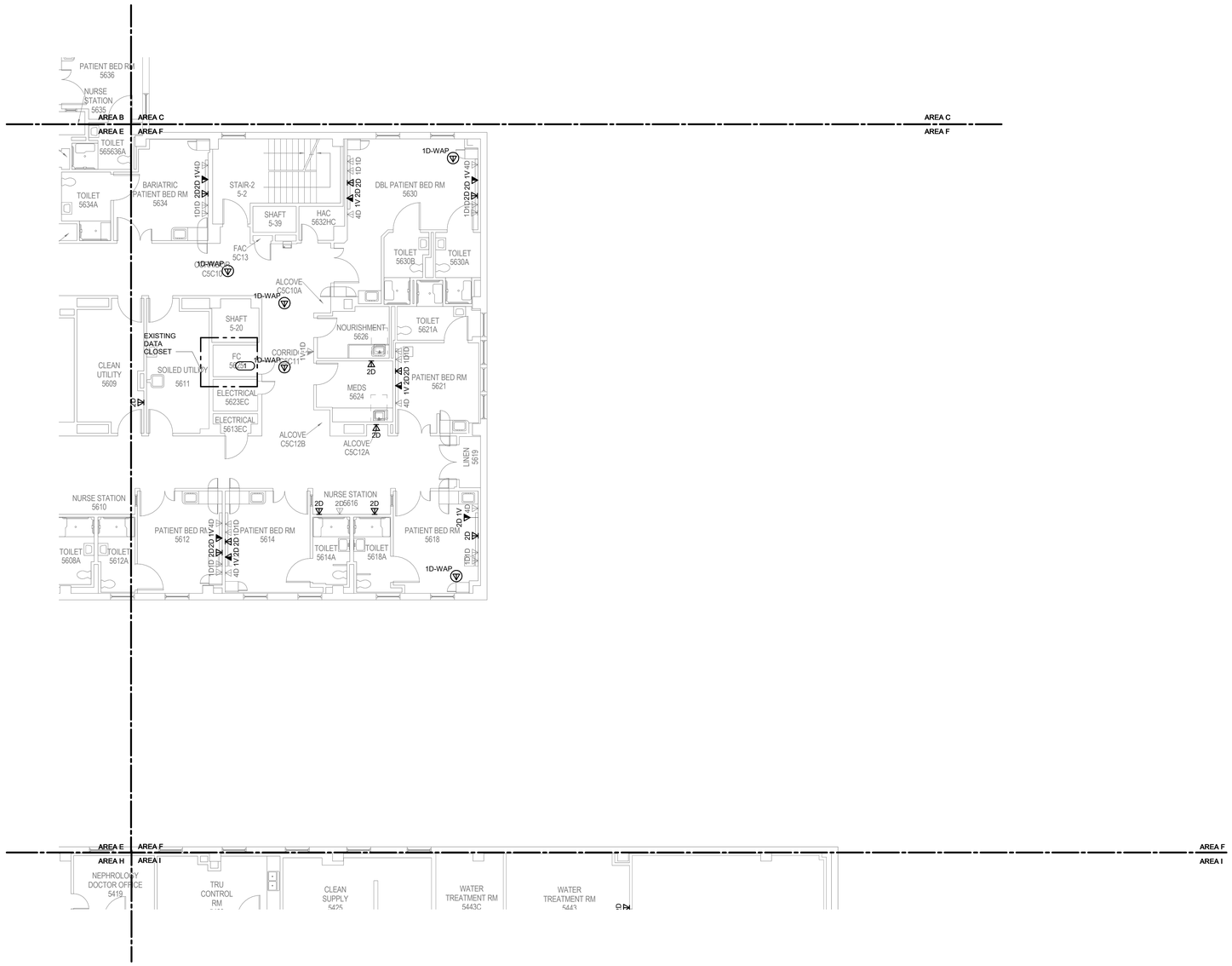

1 BUILDING 111 FIFTH FLOOR PLAN - TECHNOLOGY - AREA F

1/8" = 1'-0"

GENERAL NOTES:

1. REFER TO 1/TN400 FOR TECHNOLOGY ROUGH IN DETAIL.
2. ALL NETWORK CABLES ON THIS SHEET SHALL TERMINATE IN TR-111-5311.
3. CONTRACTOR TO PROVIDE NEW J-HOOK ROUTES FOR ALL NEW CABLING. J-HOOK SIZE AND QUANTITY TO BE PER MANUFACTURER RECOMMENDATIONS.
4. REFER TO TN500-TN509 FOR RISER DIAGRAMS.
5. REFER TO SHEET TN402 FOR PENETRATION DETAILS.
6. THESE DRAWINGS MAKE THE BEST ATTEMPT TO IDENTIFY EXISTING DATA DROPS/WORK AREA OUTLETS. AS LONG AS THE TOTAL NEWLY INSTALLED DATA DROP COUNT DOES NOT VARY +/- 10% IDENTIFIED ON THESE DRAWINGS, THE CONTRACTOR'S SCOPE SHALL BE UNCHANGED.
7. NEW WORK AREA OUTLETS SHALL BE LOCATED IN EXISTING BOXES. WORK AREA OUTLETS SHOWN ON THIS SHEET MAY NOT BE IN THE EXACT LOCATION AS IDENTIFIED.
8. CONTRACTOR TO INCLUDE AN ALLOWANCE FOR 10% ADDITIONAL 2-PORTS CAT6A INFORMATION OUTLETS IN THEIR PROPOSAL FOR THIS SHEET. FUTURE INFORMATION OUTLET LOCATIONS WILL BE DETERMINED BY THE VA AT A LATER DATE.

KEYNOTES: (#)

1. FURNISH, INSTALL AND TERMINATE SIX (6) CAT 6 A CABLES FROM MODULAR PATCH PANEL THIS ROOM, TO TR-111-5-1 FOR BIOMED. CABLES SHALL HAVE AN ORANGE JACKET.

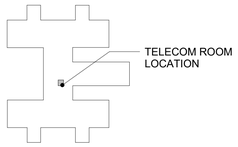

KEY PLAN - BLDG 111

NTS

TRUE NORTH
PLAN NORTH

35% SCHEMATIC DESIGN SUBMISSION	5.17.21
65% DESIGN DEVELOPMENT SUBMISSION	6.15.21
65% DESIGN DEVELOPMENT RESUBMISSION	8.25.21
Revisions:	Date:

CONSULTANT

IMEG
The FUTURE Built Smarter www.imegcorp.com
15 SUNNEN DRIVE
SUITE 104
ST. LOUIS, MO 63143
P: 314.645.1132 F: 314.645.1173
PROJECT #18004375.03

ARCHITECT/ENGINEER OF RECORD

Romanyk Consulting
Focusing on what matters
Romanyk Consulting Corp. www.romanykconsulting.com
3308 Preston Road, Suite 350-164, Plano, Texas 75093

STAMP

REGISTERED COMMUNICATIONS DISTRIBUTION DESIGNER
Bicsi
DAVID LARSON
BICSI ID # 106098
EXPIRES 12-31-25
RCDD

Office of Construction and Facilities Management

VA U.S. Department of Veterans Affairs

Drawing Title: BUILDING 111 FIFTH FLOOR PLAN - TECHNOLOGY - AREA F	Phase: FINAL BID DOCUMENTS	Project Title: EHRM INFRASTRUCTURE UPGRADES - MILWAUKEE, WI	Project Number: 695-21-700
			Building Number: 111
Approved:	Sprinklered: FULLY SPRINKLERED	Location: 5000 W. NATIONAL AVENUE MILWAUKEE, WI	Drawing Number: 111-TN1105F
		Issue Date: SEPTEMBER 05, 2025 / Checked: PHINIE / Drawn: MAIBEJ	

VA FORM 08 - 6231

Autodesk Docs://OCFM East - Milwaukee EHRM (R24)/T24_18004375.03_VA MilwEHRM_C.rvt

9/3/2025 4:03:07 PM

GENERAL NOTES:

1. REFER TO 1/TN400 FOR TECHNOLOGY ROUGH IN DETAIL.
2. ALL NETWORK CABLES ON THIS SHEET SHALL TERMINATE IN TR-111-5311.
3. CONTRACTOR TO PROVIDE NEW J-HOOK ROUTES FOR ALL NEW CABLING. J-HOOK SIZE AND QUANTITY TO BE PER MANUFACTURER RECOMMENDATIONS.
4. REFER TO TN500-TN509 FOR RISER DIAGRAMS.
5. REFER TO SHEET TN402 FOR PENETRATION DETAILS.
6. THESE DRAWINGS MAKE THE BEST ATTEMPT TO IDENTIFY EXISTING DATA DROPS/WORK AREA OUTLETS. AS LONG AS THE TOTAL NEWLY INSTALLED DATA DROP COUNT DOES NOT VARY +/- 10% IDENTIFIED ON THESE DRAWINGS, THE CONTRACTOR'S SCOPE SHALL BE UNCHANGED.
7. NEW WORK AREA OUTLETS SHALL BE LOCATED IN EXISTING BOXES. WORK AREA OUTLETS SHOWN ON THIS SHEET MAY NOT BE IN THE EXACT LOCATION AS IDENTIFIED.
8. CONTRACTOR TO INCLUDE AN ALLOWANCE FOR 10% ADDITIONAL 2-PORTS CAT6A INFORMATION OUTLETS IN THEIR PROPOSAL FOR THIS SHEET. FUTURE INFORMATION OUTLET LOCATIONS WILL BE DETERMINED BY THE VA AT A LATER DATE.

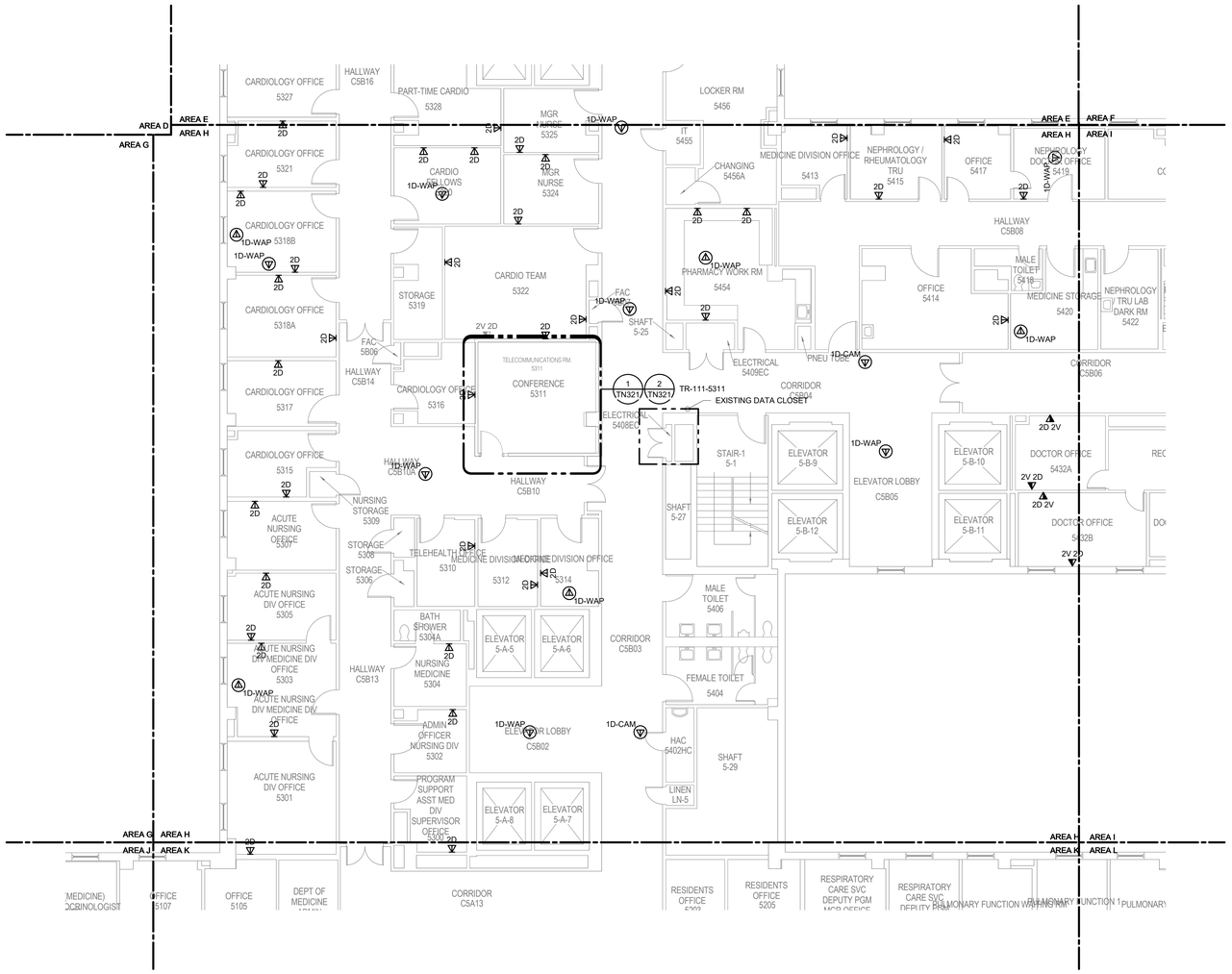

1 BUILDING 111 FIFTH FLOOR PLAN - TECHNOLOGY - AREA H

1/8" = 1'-0"

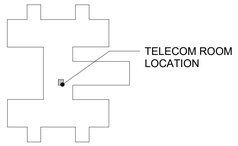

KEY PLAN - BLDG 111

NTS

TRUE NORTH
PLAN NORTH

35% SCHEMATIC DESIGN SUBMISSION	5.17.21
65% DESIGN DEVELOPMENT SUBMISSION	6.15.21
65% DESIGN DEVELOPMENT RESUBMISSION	8.25.21
Revisions:	Date:

CONSULTANT

IMEG
The FUTURE. Built Smarter. www.imegcorp.com
15 SUNNEN DRIVE
SUITE 104
ST. LOUIS, MO 63143
P: 314.645.1132 F: 314.645.1173
PROJECT #18004375.03

ARCHITECT/ENGINEER OF RECORD

Romanyk Consulting
Focusing on what matters
Romanyk Consulting Corp. www.romanykconsulting.com
3308 Preston Road, Suite 350-164, Plano, Texas 75093

STAMP

REGISTERED COMMUNICATIONS DISTRIBUTION DESIGNER
Bicsi
DAVID LARSON
BICSI ID # 106098
Expires 12-31-25
RCDD

Office of Construction and Facilities Management

VA U.S. Department of Veterans Affairs

Approved:

Drawing Title: BUILDING 111 FIFTH FLOOR PLAN - TECHNOLOGY - AREA H

Phase: FINAL BID DOCUMENTS

Sprinklered: FULLY SPRINKLERED

Project Title: EHRM INFRASTRUCTURE UPGRADES - MILWAUKEE, WI

Location: 5000 W. NATIONAL AVENUE MILWAUKEE, WI

Issue Date: SEPTEMBER 05, 2025 | Checked: PHINIE | Drawn: MAIBEJ

Project Number: 695-21-700

Building Number: 111

Drawing Number: 111-TN1105H

VA FORM 08 - 6231

Autodesk Docs://OCFM East - Milwaukee EHRM (R24)/T24_18004375.03_VA MilwEHRM_C.rvt

9/3/2025 4:03:09 PM

GENERAL NOTES:

1. REFER TO 1/TN400 FOR TECHNOLOGY ROUGH IN DETAIL.
2. ALL NETWORK CABLES ON THIS SHEET SHALL TERMINATE IN TR-111-5311.
3. CONTRACTOR TO PROVIDE NEW J-HOOK ROUTES FOR ALL NEW CABLING. J-HOOK SIZE AND QUANTITY TO BE PER MANUFACTURER RECOMMENDATIONS.
4. REFER TO TN500-TN509 FOR RISER DIAGRAMS.
5. REFER TO SHEET TN402 FOR PENETRATION DETAILS.
6. THESE DRAWINGS MAKE THE BEST ATTEMPT TO IDENTIFY EXISTING DATA DROPS/WORK AREA OUTLETS. AS LONG AS THE TOTAL NEWLY INSTALLED DATA DROP COUNT DOES NOT VARY +/- 10% IDENTIFIED ON THESE DRAWINGS, THE CONTRACTOR'S SCOPE SHALL BE UNCHANGED.
7. NEW WORK AREA OUTLETS SHALL BE LOCATED IN EXISTING BOXES. WORK AREA OUTLETS SHOWN ON THIS SHEET MAY NOT BE IN THE EXACT LOCATION AS IDENTIFIED.
8. CONTRACTOR TO INCLUDE AN ALLOWANCE FOR 10% ADDITIONAL 2-PORTS CAT6A INFORMATION OUTLETS IN THEIR PROPOSAL FOR THIS SHEET. FUTURE INFORMATION OUTLET LOCATIONS WILL BE DETERMINED BY THE VA AT A LATER DATE.

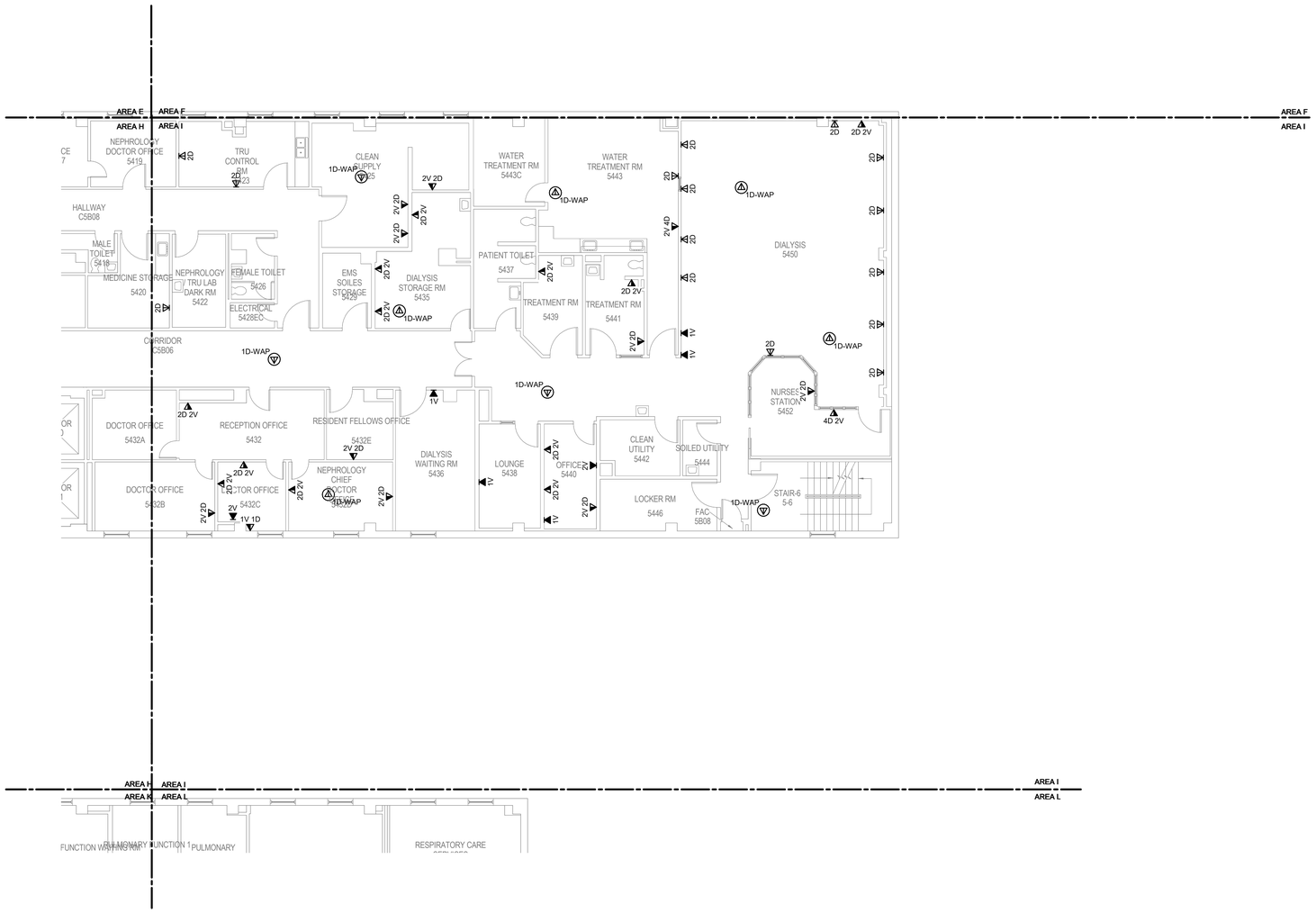

1 **BUILDING 111 FIFTH FLOOR PLAN - TECHNOLOGY - AREA I**
1/8" = 1'-0"

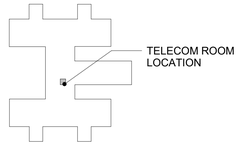

KEY PLAN - BLDG 111
NTS

TRUE NORTH
PLAN NORTH

Revisions:	Date:
35% SCHEMATIC DESIGN SUBMISSION	5.17.21
65% DESIGN DEVELOPMENT SUBMISSION	6.15.21
65% DESIGN DEVELOPMENT RESUBMISSION	8.25.21

CONSULTANT

IMEG
The FUTURE. Built Smarter www.imegcorp.com
15 SUNNEN DRIVE
SUITE 104
ST. LOUIS, MO 63143
P: 314.645.1132 F: 314.645.1173
PROJECT #18004375.03

ARCHITECT/ENGINEER OF RECORD

Romanyk Consulting
Focusing on what matters
Romanyk Consulting Corp. www.romanykconsulting.com
3308 Preston Road, Suite 350-164, Plano, Texas 75093

STAMP

REGISTERED COMMUNICATIONS DISTRIBUTION DESIGNER
Bicsi
DAVID LARSON
BICSI ID # 105098
EXPIRES 12-31-25
RCDD

Office of Construction and Facilities Management

VA U.S. Department of Veterans Affairs

Drawing Title: BUILDING 111 FIFTH FLOOR PLAN - TECHNOLOGY - AREA I

Approved:

Phase: FINAL BID DOCUMENTS

Sprinklered: FULLY SPRINKLERED

Project Title: EHRM INFRASTRUCTURE UPGRADES - MILWAUKEE, WI

Location: 5000 W. NATIONAL AVENUE MILWAUKEE, WI

Issue Date: SEPTEMBER 05, 2025 | Checked: PHINIE | Drawn: MAIBEJ

Project Number: 695-21-700

Building Number: 111

Drawing Number: 111-TN1105I

VA FORM 08 - 6231

Autodesk Docs://OCFM East - Milwaukee EHRM (R24)/T24_18004375.03_VA MilwEHRM_C.rvt

9/3/2025 4:03:10 PM

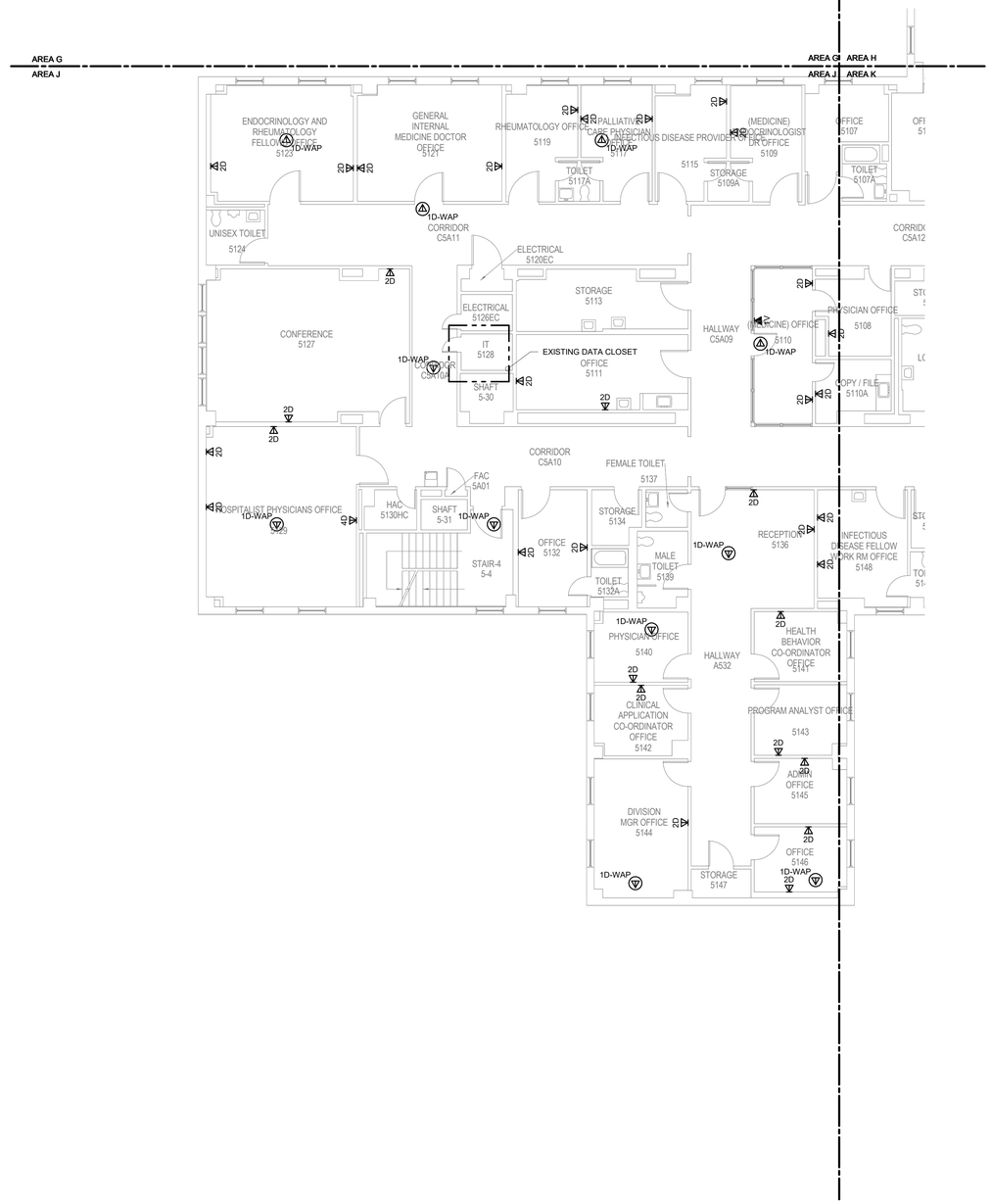

GENERAL NOTES:

1. REFER TO 1/TN400 FOR TECHNOLOGY ROUGH IN DETAIL.
2. ALL NETWORK CABLES ON THIS SHEET SHALL TERMINATE IN TR-111-5311
3. CONTRACTOR TO PROVIDE NEW J-HOOK ROUTES FOR ALL NEW CABLING. J-HOOK SIZE AND QUANTITY TO BE PER MANUFACTURER RECOMMENDATIONS.
4. REFER TO TN500-TN509 FOR RISER DIAGRAMS.
5. REFER TO SHEET TN402 FOR PENETRATION DETAILS.
6. THESE DRAWINGS MAKE THE BEST ATTEMPT TO IDENTIFY EXISTING DATA DROPS/WORK AREA OUTLETS. AS LONG AS THE TOTAL NEWLY INSTALLED DATA DROP COUNT DOES NOT VARY +/- 10% IDENTIFIED ON THESE DRAWINGS, THE CONTRACTOR'S SCOPE SHALL BE UNCHANGED.
7. NEW WORK AREA OUTLETS SHALL BE LOCATED IN EXISTING BOXES. WORK AREA OUTLETS SHOWN ON THIS SHEET MAY NOT BE IN THE EXACT LOCATION AS IDENTIFIED.
8. CONTRACTOR TO INCLUDE AN ALLOWANCE FOR 10% ADDITIONAL 2-PORTS CAT6A INFORMATION OUTLETS IN THEIR PROPOSAL FOR THIS SHEET. FUTURE INFORMATION OUTLET LOCATIONS WILL BE DETERMINED BY THE VA AT A LATER DATE.

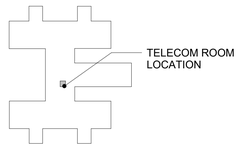

KEY PLAN - BLDG 111
NTS

1 BUILDING 111 FIFTH FLOOR PLAN - TECHNOLOGY - AREA J

1/8" = 1'-0"

TRUE NORTH
PLAN NORTH

35% SCHEMATIC DESIGN SUBMISSION	5.17.21
65% DESIGN DEVELOPMENT SUBMISSION	6.15.21
65% DESIGN DEVELOPMENT RESUBMISSION	8.25.21
Revisions:	Date:

CONSULTANT

IMEG
The FUTURE. Built Smarter. www.imegcorp.com
15 SUNNEN DRIVE
SUITE 104
ST. LOUIS, MO 63143
P: 314.645.1132 F: 314.645.1173
PROJECT #18004375.03

ARCHITECT/ENGINEER OF RECORD

Romanyk Consulting
Focusing on what matters
Romanyk Consulting Corp. www.romanykconsulting.com
3308 Preston Road, Suite 350-164, Plano, Texas 75093

STAMP

REGISTERED COMMUNICATIONS DISTRIBUTION DESIGNER
Bicsi
DAVID LARSON
BICSI ID # 105098
EXPIRES 12-31-25
RCDD

Office of Construction and Facilities Management

VA U.S. Department of Veterans Affairs

Drawing Title: BUILDING 111 FIFTH FLOOR PLAN - TECHNOLOGY - AREA J	Phase: FINAL BID DOCUMENTS	Project Title: EHRM INFRASTRUCTURE UPGRADES - MILWAUKEE, WI	Project Number: 695-21-700
			Building Number: 111
Approved:	Sprinklered: FULLY SPRINKLERED	Location: 5000 W. NATIONAL AVENUE MILWAUKEE, WI	Drawing Number: 111-TN1105J
		Issue Date: SEPTEMBER 05, 2025 / Checked: PHINIE / Drawn: MAIBEJ	

VA FORM 08 - 6231

Autodesk Docs://OCFM East - Milwaukee EHRM (R24)/T24_18004375.03_VA MilwEHRM_C.rvt
9/3/2025 4:03:11 PM

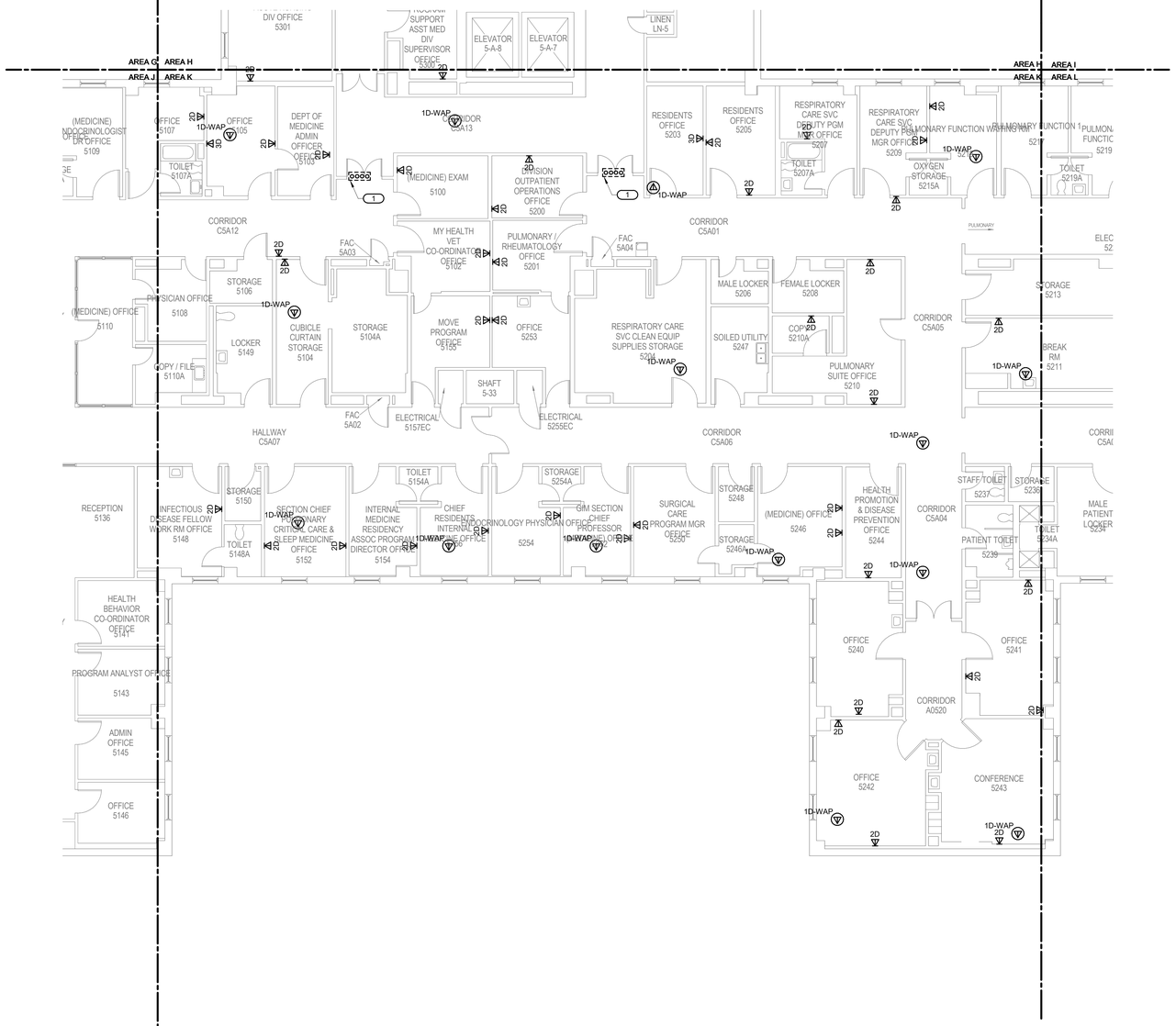

GENERAL NOTES:

1. REFER TO 1/TN400 FOR TECHNOLOGY ROUGH IN DETAIL.
2. ALL NETWORK CABLES ON THIS SHEET SHALL TERMINATE IN TR-111-5311.
3. CONTRACTOR TO PROVIDE NEW J-HOOK ROUTES FOR ALL NEW CABLING. J-HOOK SIZE AND QUANTITY TO BE PER MANUFACTURER RECOMMENDATIONS.
4. REFER TO TN500-TN509 FOR RISER DIAGRAMS.
5. REFER TO SHEET TN402 FOR PENETRATION DETAILS.
6. THESE DRAWINGS MAKE THE BEST ATTEMPT TO IDENTIFY EXISTING DATA DROPS/WORK AREA OUTLETS. AS LONG AS THE TOTAL NEWLY INSTALLED DATA DROP COUNT DOES NOT VARY +/- 10% IDENTIFIED ON THESE DRAWINGS, THE CONTRACTOR'S SCOPE SHALL BE UNCHANGED.
7. NEW WORK AREA OUTLETS SHALL BE LOCATED IN EXISTING BOXES. WORK AREA OUTLETS SHOWN ON THIS SHEET MAY NOT BE IN THE EXACT LOCATION AS IDENTIFIED.
8. CONTRACTOR TO INCLUDE AN ALLOWANCE FOR 10% ADDITIONAL 2-PORTS CAT6A INFORMATION OUTLETS IN THEIR PROPOSAL FOR THIS SHEET. FUTURE INFORMATION OUTLET LOCATIONS WILL BE DETERMINED BY THE VA AT A LATER DATE.

KEYNOTES: (#)

1. FIRE RATED SLEEVES SHALL BE INSTALLED AT ANY RATED WALL WHERE CABLING MUST PASS THROUGH. COORDINATE WITH ARCHITECTURAL DRAWINGS AND VERIFY EXACT LOCATIONS OF FIRE SEPARATIONS.

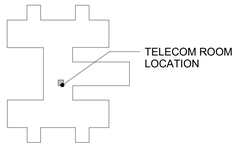

KEY PLAN - BLDG 111
NTS

1 BUILDING 111 FIFTH FLOOR PLAN - TECHNOLOGY - AREA K

1/8" = 1'-0"

TRUE NORTH
PLAN NORTH

Revisions:	Date:
35% SCHEMATIC DESIGN SUBMISSION	5.17.21
65% DESIGN DEVELOPMENT SUBMISSION	6.15.21
65% DESIGN DEVELOPMENT RESUBMISSION	8.25.21

CONSULTANT

IMEG
The FUTURE. Built Smarter. www.imegcorp.com
15 SUNNEN DRIVE
SUITE 104
ST. LOUIS, MO 63143
P: 314.645.1132 F: 314.645.1173
PROJECT #18004375.03

ARCHITECT/ENGINEER OF RECORD

Romanyk Consulting
Focusing on what matters
Romanyk Consulting Corp. www.romanykconsulting.com
3308 Preston Road, Suite 350-164, Plano, Texas 75093

STAMP

REGISTERED COMMUNICATIONS DISTRIBUTION DESIGNER
Bicsi
DAVID LARSON
BICSI ID # 106098
EXPIRES 12-31-25
RCDD

Office of Construction and Facilities Management

VA U.S. Department of Veterans Affairs

Drawing Title: BUILDING 111 FIFTH FLOOR PLAN - TECHNOLOGY - AREA K	Phase: FINAL BID DOCUMENTS	Project Title: EHRM INFRASTRUCTURE UPGRADES - MILWAUKEE, WI	Project Number: 695-21-700
			Building Number: 111
Approved:	Sprinklered: FULLY SPRINKLERED	Location: 5000 W. NATIONAL AVENUE MILWAUKEE, WI	Drawing Number: 111-TN1105K
		Issue Date: SEPTEMBER 05, 2025 / Checked: PHINIE / Drawn: MAIBEJ	

VA FORM 08 - 6231

Autodesk Docs://OCFM East - Milwaukee EHRM (R24)/T24_18004375.03_VA MilwEHRM_C.rvt

9/3/2025 4:03:12 PM

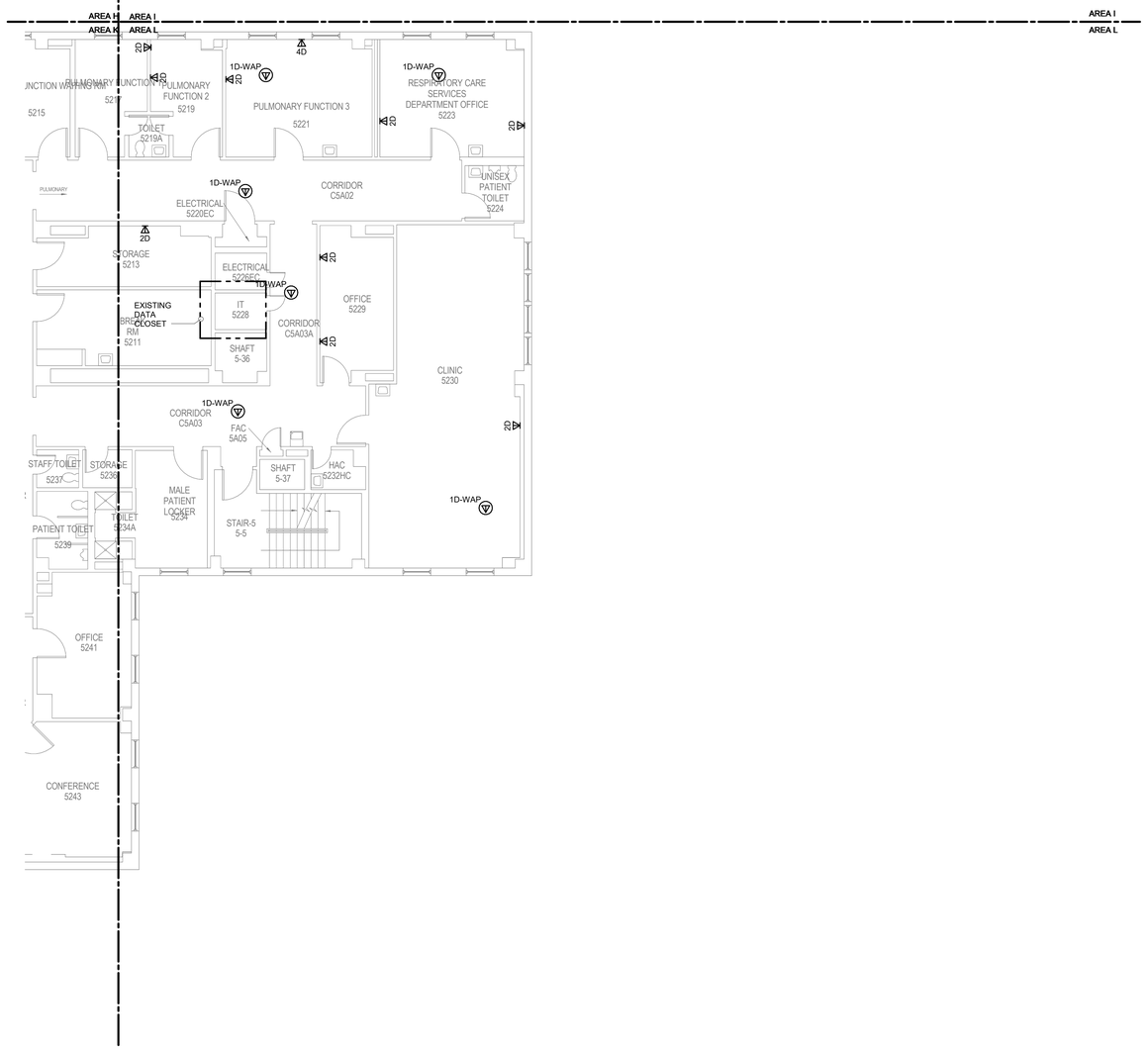

GENERAL NOTES:

1. REFER TO 1/TN400 FOR TECHNOLOGY ROUGH IN DETAIL.
2. ALL NETWORK CABLES ON THIS SHEET SHALL TERMINATE IN TR-111-5311.
3. CONTRACTOR TO PROVIDE NEW J-HOOK ROUTES FOR ALL NEW CABLING. J-HOOK SIZE AND QUANTITY TO BE PER MANUFACTURER RECOMMENDATIONS.
4. REFER TO TN500-TN509 FOR RISER DIAGRAMS.
5. REFER TO SHEET TN402 FOR PENETRATION DETAILS.
6. THESE DRAWINGS MAKE THE BEST ATTEMPT TO IDENTIFY EXISTING DATA DROPS/WORK AREA OUTLETS. AS LONG AS THE TOTAL NEWLY INSTALLED DATA DROP COUNT DOES NOT VARY +/- 10% IDENTIFIED ON THESE DRAWINGS, THE CONTRACTOR'S SCOPE SHALL BE UNCHANGED.
7. NEW WORK AREA OUTLETS SHALL BE LOCATED IN EXISTING BOXES. WORK AREA OUTLETS SHOWN ON THIS SHEET MAY NOT BE IN THE EXACT LOCATION AS IDENTIFIED.
8. CONTRACTOR TO INCLUDE AN ALLOWANCE FOR 10% ADDITIONAL 2-PORTS CAT6A INFORMATION OUTLETS IN THEIR PROPOSAL FOR THIS SHEET. FUTURE INFORMATION OUTLET LOCATIONS WILL BE DETERMINED BY THE VA AT A LATER DATE.

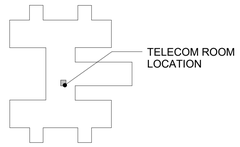

KEY PLAN - BLDG 111
NTS

TRUE NORTH
PLAN NORTH

1 BUILDING 111 FIFTH FLOOR PLAN - TECHNOLOGY - AREA L

1/8" = 1'-0"

Revisions:	Date:
35% SCHEMATIC DESIGN SUBMISSION	5.17.21
65% DESIGN DEVELOPMENT SUBMISSION	6.15.21
65% DESIGN DEVELOPMENT RESUBMISSION	8.25.21

CONSULTANT

IMEG
The FUTURE. Built Smarter. www.imegcorp.com
15 SUNNEN DRIVE
SUITE 104
ST. LOUIS, MO 63143
P: 314.645.1132 F: 314.645.1173
PROJECT #18004375.03

ARCHITECT/ENGINEER OF RECORD

Romanyk Consulting
Focusing on what matters
Romanyk Consulting Corp. www.romanykconsulting.com
3308 Preston Road, Suite 350-164, Plano, Texas 75093

STAMP

REGISTERED COMMUNICATIONS DISTRIBUTION DESIGNER
Bicsi
DAVID LARSON
BICSI ID # 106098
Expires 12-31-25
1 RCDD

Office of Construction and Facilities Management

VA U.S. Department of Veterans Affairs

Drawing Title: BUILDING 111 FIFTH FLOOR PLAN - TECHNOLOGY - AREA L

Approved:

Phase: FINAL BID DOCUMENTS

Sprinklered: FULLY SPRINKLERED

Project Title: EHRM INFRASTRUCTURE UPGRADES - MILWAUKEE, WI

Location: 5000 W. NATIONAL AVENUE MILWAUKEE, WI

Issue Date: SEPTEMBER 05, 2025

Checked: PHINIE

Drawn: MAIBEJ

Project Number: 695-21-700

Building Number: 111

Drawing Number: 111-TN1105L

VA FORM 08 - 6231

Autodesk Docs://OCFM East - Milwaukee EHRM (R24)/T24_18004375.03_VA MilwEHRM_C.rvt

9/3/2025 4:03:14 PM

Graphic Scale: 1/16" = 1'-0"
Graphic Scale: 1/8" = 1'-0"
Graphic Scale: 3/32" = 1'-0"
Graphic Scale: 1/4" = 1'-0"
Graphic Scale: 3/8" = 1'-0"
Graphic Scale: 1/2" = 1'-0"
Graphic Scale: 3/4" = 1'-0"
Graphic Scale: 1" = 1'-0"
Graphic Scale: 1 1/2" = 1'-0"