KEYNOTES: (#)

1. EXISTING VERTICAL CHASE TO BE USED FOR BACKBONE PATHWAYS. REFER TO NEW WORK PLANS FOR ADDITIONAL INFORMATION.

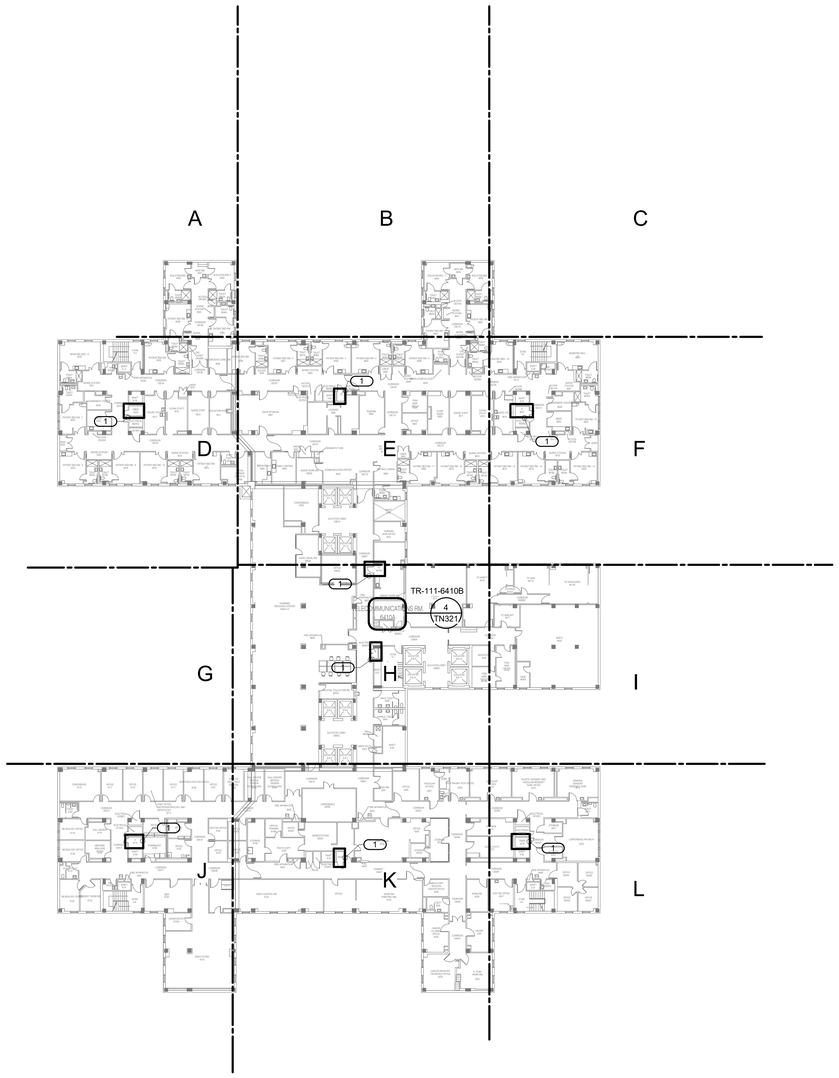

1 BUILDING 111 SIXTH FLOOR OVERALL PLAN - TECHNOLOGY

1" = 30'-0"

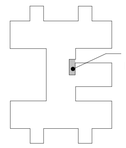

KEY PLAN - BLDG 111

NTS

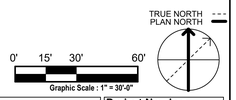

Revisions:	Date:
35% SCHEMATIC DESIGN SUBMISSION	5.17.21
65% DESIGN DEVELOPMENT SUBMISSION	6.15.21
65% DESIGN DEVELOPMENT RESUBMISSION	8.25.21

CONSULTANT

IMEG
The FUTURE. Built Smarter www.imegcorp.com
15 SUNNEN DRIVE
SUITE 104
ST. LOUIS, MO 63143
P: 314.645.1132 F: 314.645.1173
PROJECT #180043 75.03

ARCHITECT/ENGINEER OF RECORD

Romanyk Consulting
Focusing on what matters
Romanyk Consulting Corp. www.romanykconsulting.com
3308 Preston Road, Suite 350-164, Plano, Texas 75093

STAMP

REGISTERED COMMUNICATIONS DISTRIBUTION DESIGNER
Bicsi
DAVID LARSON
BICSI ID # 106098
Expires 12-31-25
RCDD

Office of Construction and Facilities Management

VA U.S. Department of Veterans Affairs

Drawing Title BUILDING 111 SIXTH FLOOR OVERALL PLAN - TECHNOLOGY	**Phase** FINAL BID DOCUMENTS	**Project Title** EHRM INFRASTRUCTURE UPGRADES - MILWAUKEE, WI	**Project Number** 695-21-700
Approved:	**Sprinklered** FULLY SPRINKLERED	**Location** 5000 W. NATIONAL AVENUE MILWAUKEE, WI	**Building Number** 111
		Issue Date SEPTEMBER 05, 2025 / **Checked** PHINIE / **Drawn** MAIBEJ	**Drawing Number** 111-TN1106

VA FORM 08 - 6231

Autodesk Docs://OCFM East - Milwaukee EHRM (R24)/T24_18004375.03_VA MilwEHRM_C.rvt

9/3/2025 4:03:15 PM

GENERAL NOTES:

1. REFER TO 1/TN400 FOR TECHNOLOGY ROUGH IN DETAIL.
2. ALL NETWORK CABLES ON THIS SHEET SHALL TERMINATE IN TR-111-6410B.
3. CONTRACTOR TO PROVIDE NEW J-HOOK ROUTES FOR ALL NEW CABLING. J-HOOK SIZE AND QUANTITY TO BE PER MANUFACTURER RECOMMENDATIONS.
4. REFER TO TN500-TN509 FOR RISER DIAGRAMS.
5. REFER TO SHEET TN402 FOR PENETRATION DETAILS.
6. THESE DRAWINGS MAKE THE BEST ATTEMPT TO IDENTIFY EXISTING DATA DROPS/WORK AREA OUTLETS. AS LONG AS THE TOTAL NEWLY INSTALLED DATA DROP COUNT DOES NOT VARY +/- 10% IDENTIFIED ON THESE DRAWINGS, THE CONTRACTOR'S SCOPE SHALL BE UNCHANGED.
7. NEW WORK AREA OUTLETS SHALL BE LOCATED IN EXISTING BOXES. WORK AREA OUTLETS SHOWN ON THIS SHEET MAY NOT BE IN THE EXACT LOCATION AS IDENTIFIED.
8. CONTRACTOR TO INCLUDE AN ALLOWANCE FOR 10% ADDITIONAL 2-PORTS CAT6A INFORMATION OUTLETS IN THEIR PROPOSAL FOR THIS SHEET. FUTURE INFORMATION OUTLET LOCATIONS WILL BE DETERMINED BY THE VA AT A LATER DATE.

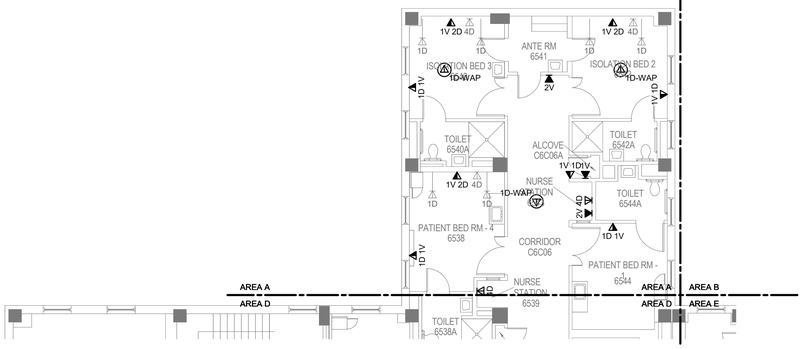

1 **BUILDING 111 SIXTH FLOOR PLAN - TECHNOLOGY - AREA A**
1/8" = 1'-0"

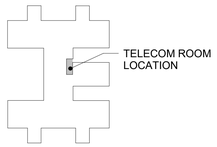

KEY PLAN - BLDG 111
NTS

TRUE NORTH
PLAN NORTH

Revisions:	Date:
35% SCHEMATIC DESIGN SUBMISSION	5.17.21
65% DESIGN DEVELOPMENT SUBMISSION	6.15.21
65% DESIGN DEVELOPMENT RESUBMISSION	8.25.21

CONSULTANT

IMEG
The FUTURE. Built Smarter www.imegcorp.com
15 SUNNEN DRIVE
SUITE 104
ST. LOUIS, MO 63143
P: 314.645.1132 F: 314.645.1173
PROJECT #180043750.03

ARCHITECT/ENGINEER OF RECORD

Romanyk Consulting
Focusing on what matters
Romanyk Consulting Corp. www.romanykconsulting.com
3308 Preston Road, Suite 350-164, Plano, Texas 75093

STAMP

REGISTERED COMMUNICATIONS DISTRIBUTION DESIGNER
Bicsi
DAVID LARSON
BICSI ID # 106098
Expires 12-31-25
RCDD

Office of Construction and Facilities Management

VA U.S. Department of Veterans Affairs

Drawing Title BUILDING 111 SIXTH FLOOR PLAN - TECHNOLOGY - AREA A	**Phase** FINAL BID DOCUMENTS	**Project Title** EHRM INFRASTRUCTURE UPGRADES - MILWAUKEE, WI	**Project Number** 695-21-700
			Building Number 111
Approved:	**Sprinklered** FULLY SPRINKLERED	**Location** 5000 W. NATIONAL AVENUE MILWAUKEE, WI	**Drawing Number** 111-TN1106A
		Issue Date SEPTEMBER 05, 2025 / **Checked** PHINIE / **Drawn** MAIBEJ	

VA FORM 08 - 6231

9/3/2025 4:03:16 PM

Autodesk Docs://OCFM East - Milwaukee EHRM (R24)/T24_180043750.03_VA MilwEHRM_C.rvt

GENERAL NOTES:

1. REFER TO 1/TN400 FOR TECHNOLOGY ROUGH IN DETAIL.
2. ALL NETWORK CABLES ON THIS SHEET SHALL TERMINATE IN TR-111-6410B.
3. CONTRACTOR TO PROVIDE NEW J-HOOK ROUTES FOR ALL NEW CABLING. J-HOOK SIZE AND QUANTITY TO BE PER MANUFACTURER RECOMMENDATIONS.
4. REFER TO TN500-TN509 FOR RISER DIAGRAMS.
5. REFER TO SHEET TN402 FOR PENETRATION DETAILS.
6. THESE DRAWINGS MAKE THE BEST ATTEMPT TO IDENTIFY EXISTING DATA DROPS/WORK AREA OUTLETS. AS LONG AS THE TOTAL NEWLY INSTALLED DATA DROP COUNT DOES NOT VARY +/- 10% IDENTIFIED ON THESE DRAWINGS, THE CONTRACTOR'S SCOPE SHALL BE UNCHANGED.
7. NEW WORK AREA OUTLETS SHALL BE LOCATED IN EXISTING BOXES. WORK AREA OUTLETS SHOWN ON THIS SHEET MAY NOT BE IN THE EXACT LOCATION AS IDENTIFIED.
8. CONTRACTOR TO INCLUDE AN ALLOWANCE FOR 10% ADDITIONAL 2-PORTS CAT6A INFORMATION OUTLETS IN THEIR PROPOSAL FOR THIS SHEET. FUTURE INFORMATION OUTLET LOCATIONS WILL BE DETERMINED BY THE VA AT A LATER DATE.

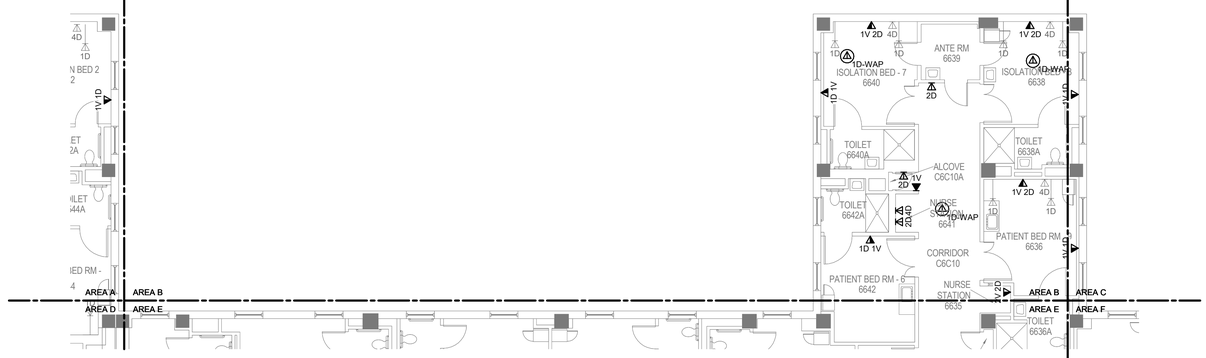

1 **BUILDING 111 SIXTH FLOOR PLAN - TECHNOLOGY - AREA B**
1/8" = 1'-0"

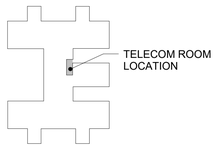

KEY PLAN - BLDG 111
NTS

TRUE NORTH
PLAN NORTH

35% SCHEMATIC DESIGN SUBMISSION	5.17.21
65% DESIGN DEVELOPMENT SUBMISSION	6.15.21
65% DESIGN DEVELOPMENT RESUBMISSION	8.25.21
Revisions:	Date:

CONSULTANT

IMEG
The FUTURE. Built Smarter. www.imegcorp.com
15 SUNNEN DRIVE
SUITE 104
ST. LOUIS, MO 63143
P: 314.645.1132 F: 314.645.1173
PROJECT #18004375.03

ARCHITECT/ENGINEER OF RECORD

Romanyk Consulting
Focusing on what matters
Romanyk Consulting Corp. www.romanykconsulting.com
3308 Preston Road, Suite 350-164, Plano, Texas 75093

STAMP

REGISTERED COMMUNICATIONS DISTRIBUTION DESIGNER
Bicsi
DAVID LARSON
BICSI ID # 105098
Expires 12-31-25
RCDD

Office of Construction and Facilities Management

VA U.S. Department of Veterans Affairs

Drawing Title BUILDING 111 SIXTH FLOOR PLAN - TECHNOLOGY - AREA B	**Phase** FINAL BID DOCUMENTS	**Project Title** EHRM INFRASTRUCTURE UPGRADES - MILWAUKEE, WI	**Project Number** 695-21-700
Approved:	**Sprinklered** FULLY SPRINKLERED	**Location** 5000 W. NATIONAL AVENUE MILWAUKEE, WI	**Building Number** 111
		Issue Date SEPTEMBER 05, 2025 / **Checked** PHINIE / **Drawn** MAIBEJ	**Drawing Number** 111-TN1106B

VA FORM 08 - 6231

Autodesk Docs://OCFM East - Milwaukee EHRM (R24)/T24_18004375.03_VA MilwEHRM_C.rvt
9/3/2025 4:03:17 PM

GENERAL NOTES:

1. REFER TO 1/TN400 FOR TECHNOLOGY ROUGH IN DETAIL.
2. ALL NETWORK CABLES ON THIS SHEET SHALL TERMINATE IN TR-111-6410B.
3. CONTRACTOR TO PROVIDE NEW J-HOOK ROUTES FOR ALL NEW CABLING. J-HOOK SIZE AND QUANTITY TO BE PER MANUFACTURER RECOMMENDATIONS.
4. REFER TO TN500-TN509 FOR RISER DIAGRAMS.
5. REFER TO SHEET TN402 FOR PENETRATION DETAILS.
6. THESE DRAWINGS MAKE THE BEST ATTEMPT TO IDENTIFY EXISTING DATA DROPS/WORK AREA OUTLETS. AS LONG AS THE TOTAL NEWLY INSTALLED DATA DROP COUNT DOES NOT VARY +/- 10% IDENTIFIED ON THESE DRAWINGS, THE CONTRACTOR'S SCOPE SHALL BE UNCHANGED.
7. NEW WORK AREA OUTLETS SHALL BE LOCATED IN EXISTING BOXES. WORK AREA OUTLETS SHOWN ON THIS SHEET MAY NOT BE IN THE EXACT LOCATION AS IDENTIFIED.
8. CONTRACTOR TO INCLUDE AN ALLOWANCE FOR 10% ADDITIONAL 2-PORTS CAT6A INFORMATION OUTLETS IN THEIR PROPOSAL FOR THIS SHEET. FUTURE INFORMATION OUTLET LOCATIONS WILL BE DETERMINED BY THE VA AT A LATER DATE.

KEYNOTES: (#)

1. FURNISH, INSTALL AND TERMINATE SIX (6) CAT 6 A CABLES FROM MODULAR PATCH PANEL THIS ROOM, TO TR-111-6-1 FOR BIOMED. CABLES SHALL HAVE AN ORANGE JACKET.

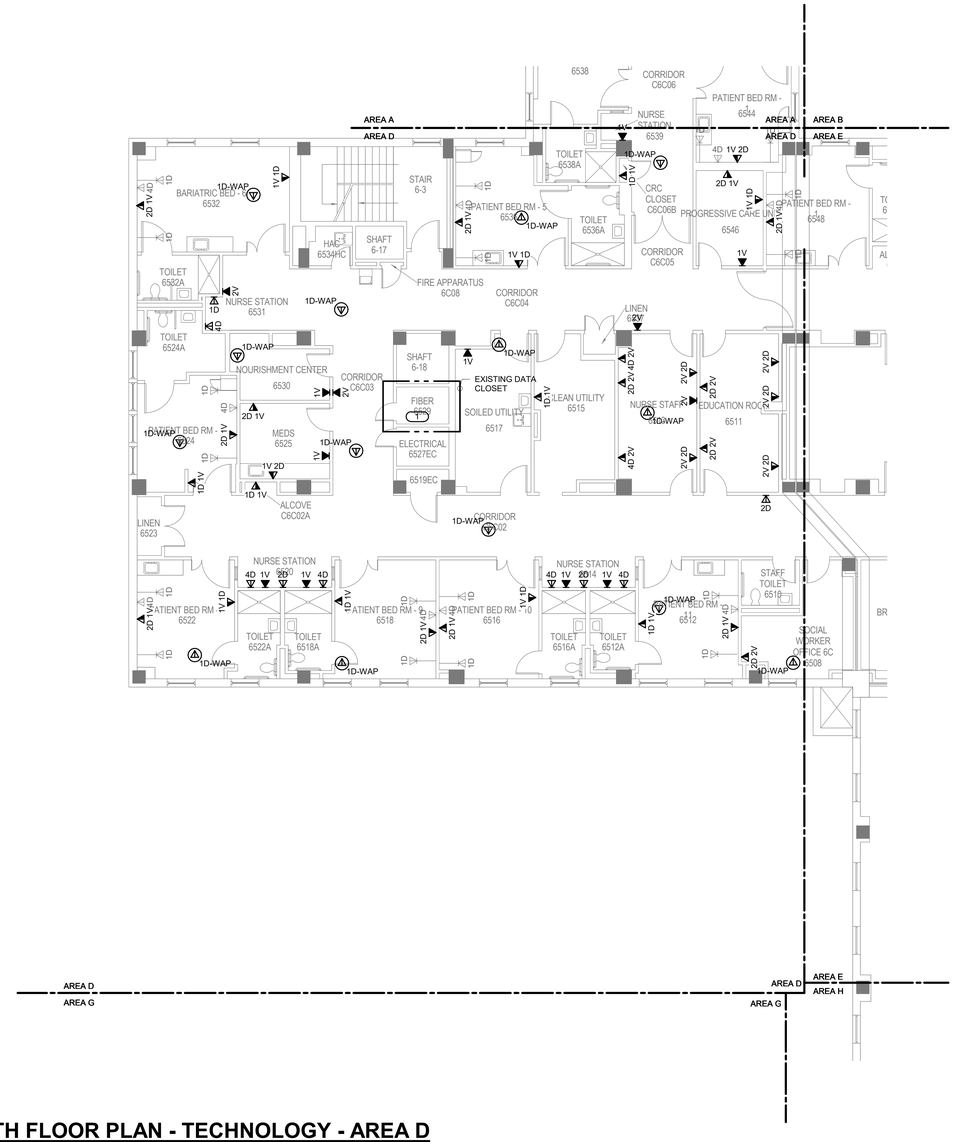

1 BUILDING 111 SIXTH FLOOR PLAN - TECHNOLOGY - AREA D

1/8" = 1'-0"

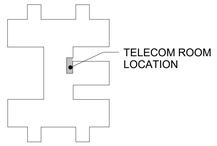

KEY PLAN - BLDG 111

NTS

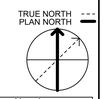

35% SCHEMATIC DESIGN SUBMISSION	5.17.21
65% DESIGN DEVELOPMENT SUBMISSION	6.15.21
65% DESIGN DEVELOPMENT RESUBMISSION	8.25.21
Revisions:	Date:

CONSULTANT

IMEG
The FUTURE. Built Smarter www.imegcorp.com
15 SUNNEN DRIVE
SUITE 104
ST. LOUIS, MO 63143
P: 314.645.1132 F: 314.645.1173
PROJECT #18004375.03

ARCHITECT/ENGINEER OF RECORD

Romanyk Consulting
Focusing on what matters
Romanyk Consulting Corp. www.romanykconsulting.com
3308 Preston Road, Suite 350-164, Plano, Texas 75093

STAMP

REGISTERED COMMUNICATIONS DISTRIBUTION DESIGNER
BICSI
DAVID LARSON
BICSI ID # 105098
EXPIRES 12-31-25
RCDD

Office of Construction and Facilities Management

VA U.S. Department of Veterans Affairs

Drawing Title: BUILDING 111 SIXTH FLOOR PLAN - TECHNOLOGY - AREA D	Phase: FINAL BID DOCUMENTS	Project Title: EHRM INFRASTRUCTURE UPGRADES - MILWAUKEE, WI	Project Number: 695-21-700
Approved:	Sprinklered: FULLY SPRINKLERED	Location: 5000 W. NATIONAL AVENUE MILWAUKEE, WI	Building Number: 111
		Issue Date: SEPTEMBER 05, 2025 / Checked: PHINIE / Drawn: MAIBEJ	Drawing Number: 111-TN1106D

VA FORM 08 - 6231

Autodesk Docs://OCFM East - Milwaukee EHRM (R24)/T24_18004375.03_VA MilwEHRM_C.rvt

9/3/2025 4:03:18 PM

GENERAL NOTES:

1. REFER TO 1/TN400 FOR TECHNOLOGY ROUGH IN DETAIL.
2. ALL NETWORK CABLES ON THIS SHEET SHALL TERMINATE IN TR-111-6410B.
3. CONTRACTOR TO PROVIDE NEW J-HOOK ROUTES FOR ALL NEW CABLING. J-HOOK SIZE AND QUANTITY TO BE PER MANUFACTURER RECOMMENDATIONS.
4. REFER TO TN500-TN509 FOR RISER DIAGRAMS.
5. REFER TO SHEET TN402 FOR PENETRATION DETAILS.
6. THESE DRAWINGS MAKE THE BEST ATTEMPT TO IDENTIFY EXISTING DATA DROPS/WORK AREA OUTLETS. AS LONG AS THE TOTAL NEWLY INSTALLED DATA DROP COUNT DOES NOT VARY +/- 10% IDENTIFIED ON THESE DRAWINGS, THE CONTRACTOR'S SCOPE SHALL BE UNCHANGED.
7. NEW WORK AREA OUTLETS SHALL BE LOCATED IN EXISTING BOXES. WORK AREA OUTLETS SHOWN ON THIS SHEET MAY NOT BE IN THE EXACT LOCATION AS IDENTIFIED.
8. CONTRACTOR TO INCLUDE AN ALLOWANCE FOR 10% ADDITIONAL 2-PORTS CAT6A INFORMATION OUTLETS IN THEIR PROPOSAL FOR THIS SHEET. FUTURE INFORMATION OUTLET LOCATIONS WILL BE DETERMINED BY THE VA AT A LATER DATE.

KEYNOTES: (#)

1. FIRE RATED SLEEVES SHALL BE INSTALLED AT ANY RATED WALL WHERE CABLING MUST PASS THROUGH. COORDINATE WITH ARCHITECTURAL DRAWINGS AND VERIFY EXACT LOCATIONS OF FIRE SEPARATIONS.

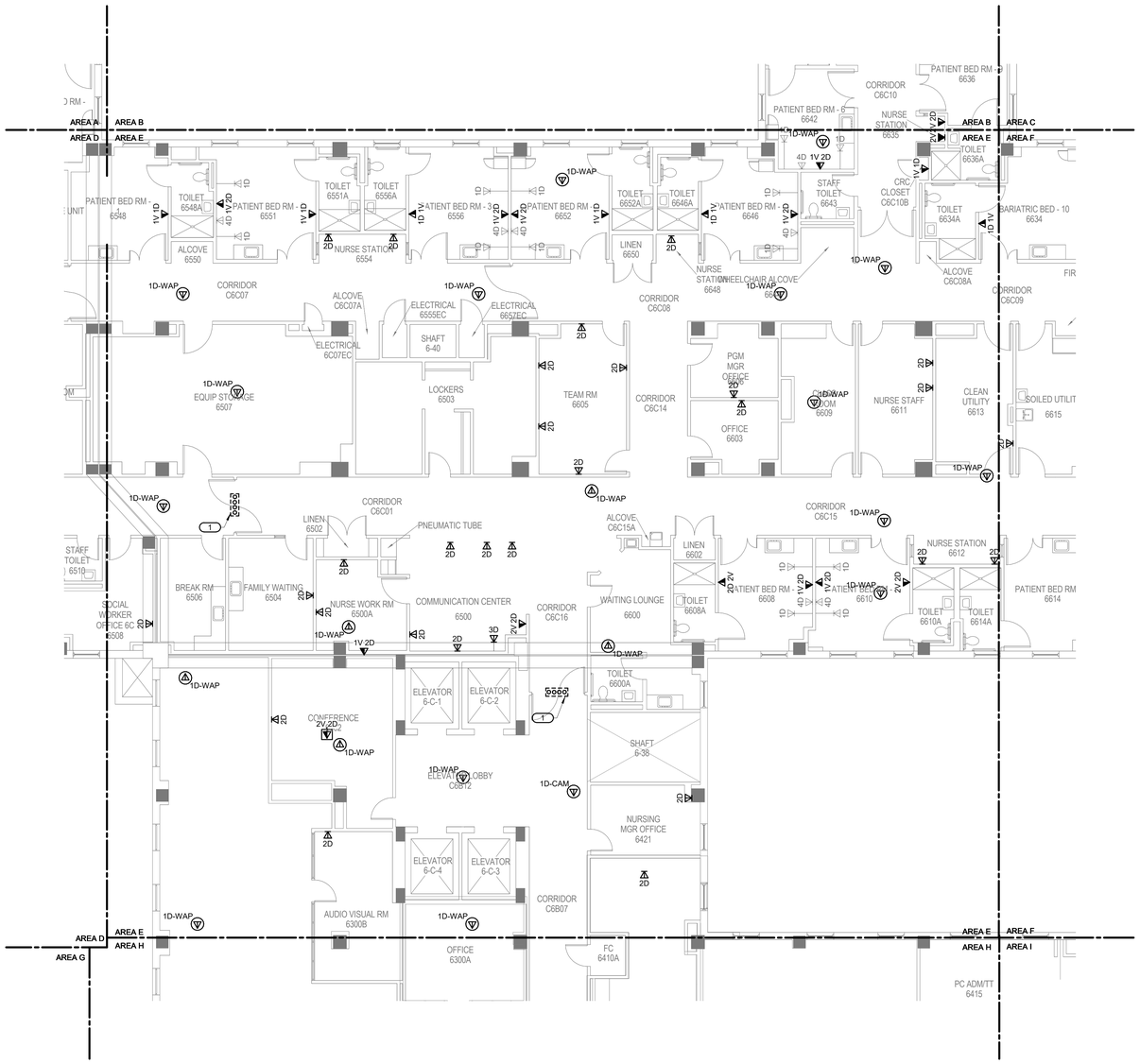

1 BUILDING 111 SIXTH FLOOR PLAN - TECHNOLOGY - AREA E

1/8" = 1'-0"

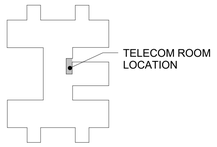

KEY PLAN - BLDG 111

NTS

TRUE NORTH
PLAN NORTH

Revisions:	Date:
35% SCHEMATIC DESIGN SUBMISSION	5.17.21
65% DESIGN DEVELOPMENT SUBMISSION	6.15.21
65% DESIGN DEVELOPMENT RESUBMISSION	8.25.21

CONSULTANT

IMEG
The FUTURE. Built Smarter www.imegcorp.com
15 SUNNEN DRIVE
SUITE 104
ST. LOUIS, MO 63143
P: 314.645.1132 F: 314.645.1173
PROJECT #18004375.03

ARCHITECT/ENGINEER OF RECORD

Romanyk Consulting
Focusing on what matters
Romanyk Consulting Corp. www.romanykconsulting.com
3308 Preston Road, Suite 350-164, Plano, Texas 75093

STAMP

REGISTERED COMMUNICATIONS DISTRIBUTION DESIGNER
Bicsi
DAVID LARSON
BICSI ID # 106098
Expires 12-31-25
RCDD

Office of Construction and Facilities Management

VA U.S. Department of Veterans Affairs

Drawing Title: BUILDING 111 SIXTH FLOOR PLAN - TECHNOLOGY - AREA E

Approved:

Phase: FINAL BID DOCUMENTS

Sprinklered: FULLY SPRINKLERED

Project Title: EHRM INFRASTRUCTURE UPGRADES - MILWAUKEE, WI

Location: 5000 W. NATIONAL AVENUE MILWAUKEE, WI

Issue Date: SEPTEMBER 05, 2025 | Checked: PHINIE | Drawn: MAIBEJ

Project Number: 695-21-700

Building Number: 111

Drawing Number: 111-TN1106E

VA FORM 08 - 6231

Autodesk Docs://OCFM East - Milwaukee EHRM (R24)/T24_18004375.03_VA MilweEHRM_C.rvt

9/3/2025 4:03:20 PM

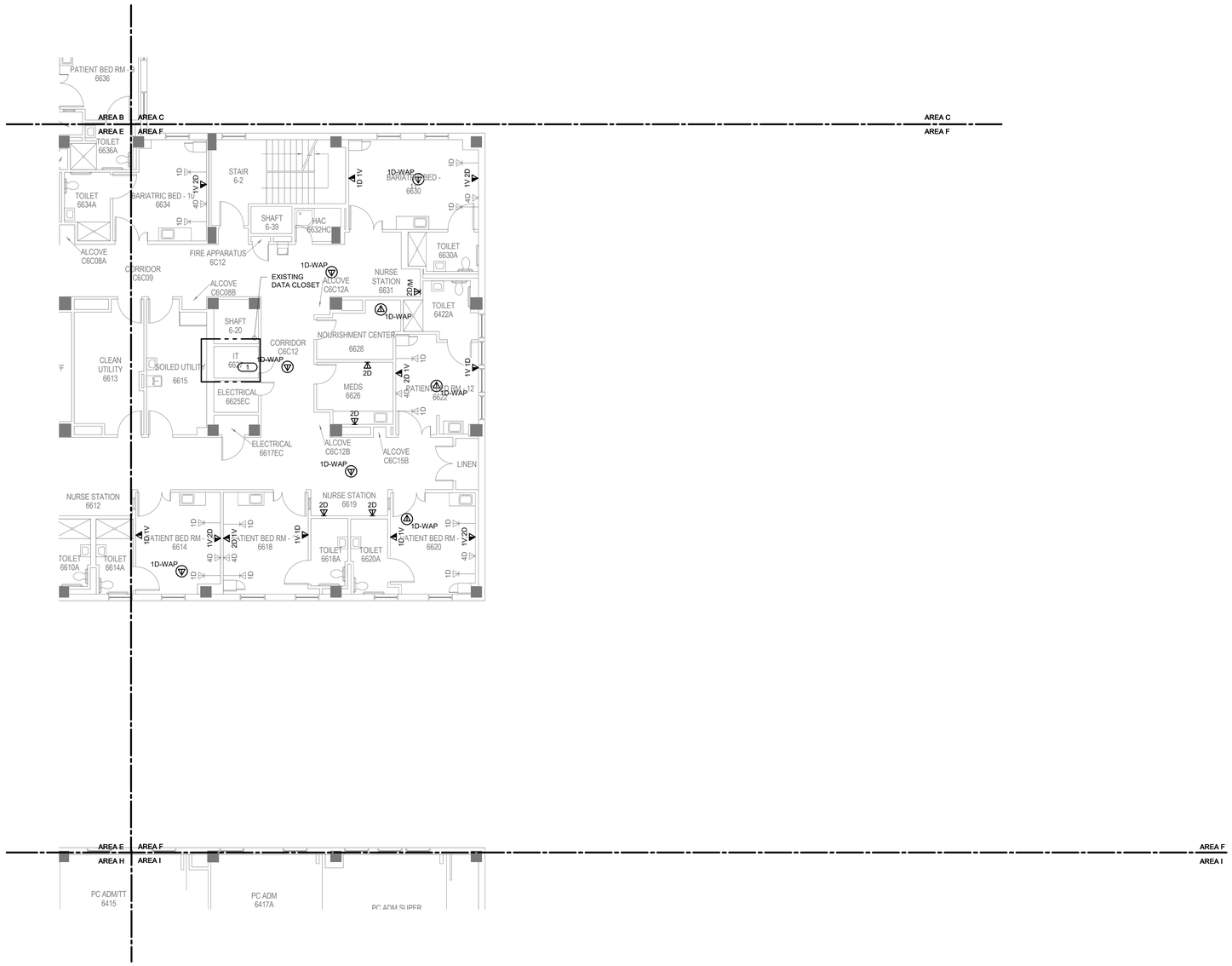

1 BUILDING 111 SIXTH FLOOR PLAN - TECHNOLOGY - AREA F

1/8" = 1'-0"

GENERAL NOTES:

1. REFER TO 1/TN400 FOR TECHNOLOGY ROUGH IN DETAIL.
2. ALL NETWORK CABLES ON THIS SHEET SHALL TERMINATE IN TR-111-6410B.
3. CONTRACTOR TO PROVIDE NEW J-HOOK ROUTES FOR ALL NEW CABLING. J-HOOK SIZE AND QUANTITY TO BE PER MANUFACTURER RECOMMENDATIONS.
4. REFER TO TN500-TN509 FOR RISER DIAGRAMS.
5. REFER TO SHEET TN402 FOR PENETRATION DETAILS.
6. THESE DRAWINGS MAKE THE BEST ATTEMPT TO IDENTIFY EXISTING DATA DROPS/WORK AREA OUTLETS. AS LONG AS THE TOTAL NEWLY INSTALLED DATA DROP COUNT DOES NOT VARY +/- 10% IDENTIFIED ON THESE DRAWINGS, THE CONTRACTOR'S SCOPE SHALL BE UNCHANGED.
7. NEW WORK AREA OUTLETS SHALL BE LOCATED IN EXISTING BOXES. WORK AREA OUTLETS SHOWN ON THIS SHEET MAY NOT BE IN THE EXACT LOCATION AS IDENTIFIED.
8. CONTRACTOR TO INCLUDE AN ALLOWANCE FOR 10% ADDITIONAL 2-PORTS CAT6A INFORMATION OUTLETS IN THEIR PROPOSAL FOR THIS SHEET. FUTURE INFORMATION OUTLET LOCATIONS WILL BE DETERMINED BY THE VA AT A LATER DATE.

KEYNOTES: (#)

1. FURNISH, INSTALL AND TERMINATE SIX (6) CAT 6 A CABLES FROM MODULAR PATCH PANEL THIS ROOM, TO TR-111-6-1 FOR BIOMED. CABLES SHALL HAVE AN ORANGE JACKET.

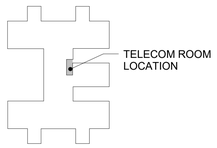

KEY PLAN - BLDG 111

NTS

TRUE NORTH
PLAN NORTH

Revisions:	Date:
35% SCHEMATIC DESIGN SUBMISSION	5.17.21
65% DESIGN DEVELOPMENT SUBMISSION	6.15.21
65% DESIGN DEVELOPMENT RESUBMISSION	8.25.21

CONSULTANT

IMEG
The FUTURE Built Smarter www.imegcorp.com
15 SUNNEN DRIVE
SUITE 104
ST. LOUIS, MO 63143
P: 314.645.1132 F: 314.645.1173
PROJECT #18004375.03

ARCHITECT/ENGINEER OF RECORD

Romanyk Consulting
Focusing on what matters
Romanyk Consulting Corp. www.romanykconsulting.com
3308 Preston Road, Suite 350-164, Plano, Texas 75093

STAMP

REGISTERED COMMUNICATIONS DISTRIBUTION DESIGNER
Bicsi
DAVID LARSON
BICSI ID # 106098
EXPIRES 12-31-25
RCDD

Office of Construction and Facilities Management

VA U.S. Department of Veterans Affairs

Drawing Title: BUILDING 111 SIXTH FLOOR PLAN - TECHNOLOGY - AREA F

Approved:

Phase: FINAL BID DOCUMENTS

Sprinklered: FULLY SPRINKLERED

Project Title: EHRM INFRASTRUCTURE UPGRADES - MILWAUKEE, WI

Location: 5000 W. NATIONAL AVENUE MILWAUKEE, WI

Issue Date: SEPTEMBER 05, 2025

Checked: PHINIE

Drawn: MAIBEJ

Project Number: 695-21-700

Building Number: 111

Drawing Number: 111-TN1106F

Autodesk Docs://OCFM East - Milwaukee EHRM /R24/T24_18004375.03_VA MilwEHRM_C.rvt

9/3/2025 4:03:21 PM

VA FORM 08 - 6231

GENERAL NOTES:

1. REFER TO 1/TN400 FOR TECHNOLOGY ROUGH IN DETAIL.
2. ALL NETWORK CABLES ON THIS SHEET SHALL TERMINATE IN TR-111-6410B.
3. CONTRACTOR TO PROVIDE NEW J-HOOK ROUTES FOR ALL NEW CABLING. J-HOOK SIZE AND QUANTITY TO BE PER MANUFACTURER RECOMMENDATIONS.
4. REFER TO TN500-TN509 FOR RISER DIAGRAMS.
5. REFER TO SHEET TN402 FOR PENETRATION DETAILS.
6. THESE DRAWINGS MAKE THE BEST ATTEMPT TO IDENTIFY EXISTING DATA DROPS/WORK AREA OUTLETS. AS LONG AS THE TOTAL NEWLY INSTALLED DATA DROP COUNT DOES NOT VARY +/- 10% IDENTIFIED ON THESE DRAWINGS, THE CONTRACTOR'S SCOPE SHALL BE UNCHANGED.
7. NEW WORK AREA OUTLETS SHALL BE LOCATED IN EXISTING BOXES. WORK AREA OUTLETS SHOWN ON THIS SHEET MAY NOT BE IN THE EXACT LOCATION AS IDENTIFIED.
8. CONTRACTOR TO INCLUDE AN ALLOWANCE FOR 10% ADDITIONAL 2-PORTS CAT6A INFORMATION OUTLETS IN THEIR PROPOSAL FOR THIS SHEET. FUTURE INFORMATION OUTLET LOCATIONS WILL BE DETERMINED BY THE VA AT A LATER DATE.

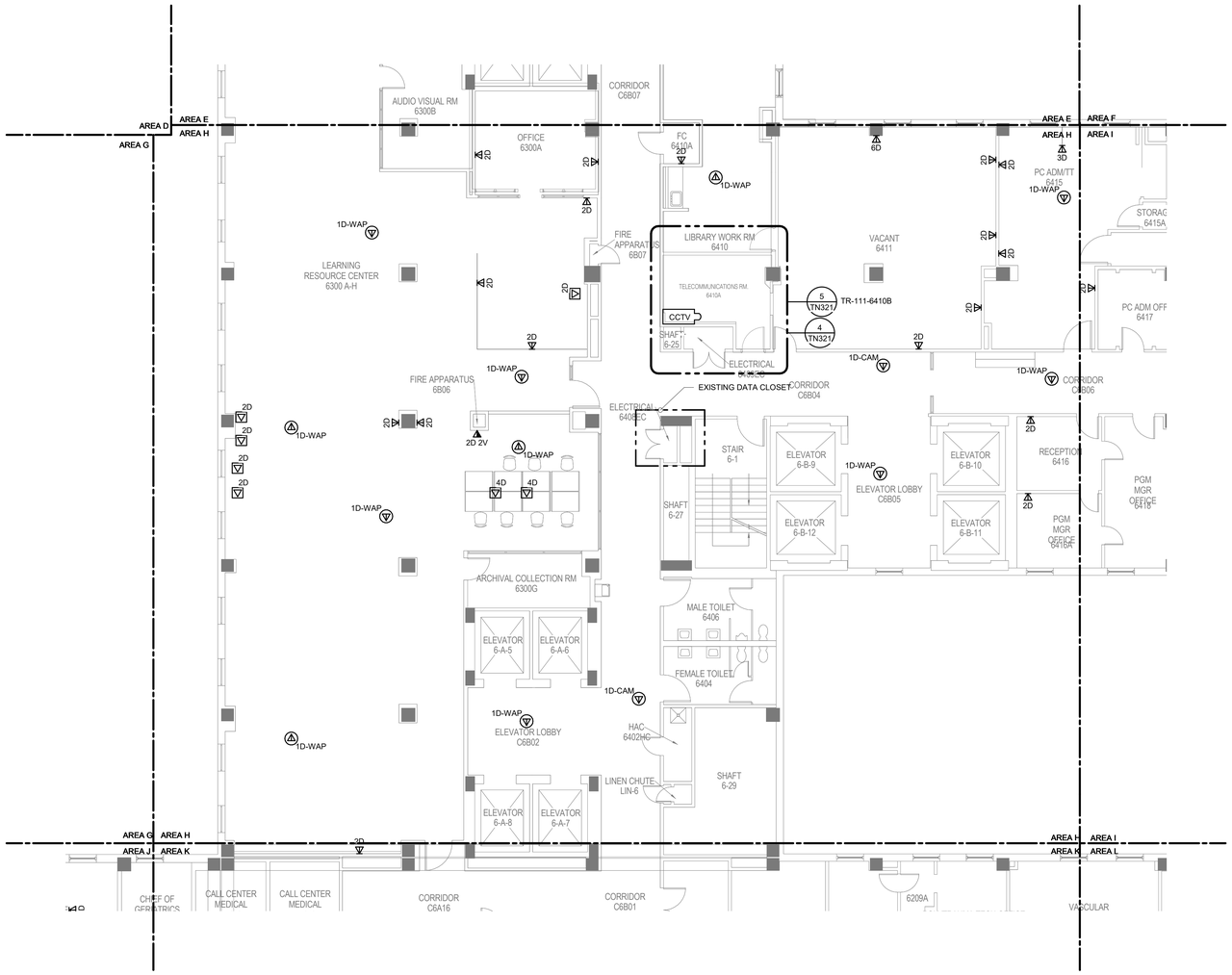

1 BUILDING 111 SIXTH FLOOR PLAN - TECHNOLOGY - AREA H

1/8" = 1'-0"

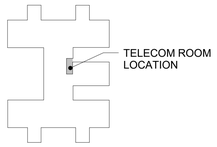

KEY PLAN - BLDG 111

NTS

Revisions:	Date:
35% SCHEMATIC DESIGN SUBMISSION	5.17.21
65% DESIGN DEVELOPMENT SUBMISSION	6.15.21
65% DESIGN DEVELOPMENT RESUBMISSION	8.25.21

CONSULTANT

IMEG
The FUTURE. Built Smarter. www.imegcorp.com
15 SUNNEN DRIVE
SUITE 104
ST. LOUIS, MO 63143
P: 314.645.1132 F: 314.645.1173
PROJECT #18004375.03

ARCHITECT/ENGINEER OF RECORD

Romanyk Consulting
Focusing on what matters
Romanyk Consulting Corp. www.romanykconsulting.com
3308 Preston Road, Suite 350-164, Plano, Texas 75093

STAMP

REGISTERED COMMUNICATIONS DISTRIBUTION DESIGNER
Bicsi
DAVID LARSON
BICSI ID # 106098
Expires 12-31-25
RCDD

Office of Construction and Facilities Management

VA U.S. Department of Veterans Affairs

Approved:

Drawing Title: BUILDING 111 SIXTH FLOOR PLAN - TECHNOLOGY - AREA H

Phase: FINAL BID DOCUMENTS

Sprinklered: FULLY SPRINKLERED

Project Title: EHRM INFRASTRUCTURE UPGRADES - MILWAUKEE, WI

Location: 5000 W. NATIONAL AVENUE MILWAUKEE, WI

Issue Date: SEPTEMBER 05, 2025

Checked: PHINIE

Drawn: MAIBEJ

Project Number: 695-21-700

Building Number: 111

Drawing Number: 111-TN1106H

VA FORM 08 - 6231

Autodesk Docs://OCFM East - Milwaukee EHRM (R24)/T24_18004375.03_VA MilwEHRM_C.rvt

9/3/2025 4:03:22 PM

GENERAL NOTES:

1. REFER TO 1/TN400 FOR TECHNOLOGY ROUGH IN DETAIL.
2. ALL NETWORK CABLES ON THIS SHEET SHALL TERMINATE IN TR-111-6410B.
3. CONTRACTOR TO PROVIDE NEW J-HOOK ROUTES FOR ALL NEW CABLING. J-HOOK SIZE AND QUANTITY TO BE PER MANUFACTURER RECOMMENDATIONS.
4. REFER TO TN500-TN509 FOR RISER DIAGRAMS.
5. REFER TO SHEET TN402 FOR PENETRATION DETAILS.
6. THESE DRAWINGS MAKE THE BEST ATTEMPT TO IDENTIFY EXISTING DATA DROPS/WORK AREA OUTLETS. AS LONG AS THE TOTAL NEWLY INSTALLED DATA DROP COUNT DOES NOT VARY +/- 10% IDENTIFIED ON THESE DRAWINGS, THE CONTRACTOR'S SCOPE SHALL BE UNCHANGED.
7. NEW WORK AREA OUTLETS SHALL BE LOCATED IN EXISTING BOXES. WORK AREA OUTLETS SHOWN ON THIS SHEET MAY NOT BE IN THE EXACT LOCATION AS IDENTIFIED.
8. CONTRACTOR TO INCLUDE AN ALLOWANCE FOR 10% ADDITIONAL 2-PORTS CAT6A INFORMATION OUTLETS IN THEIR PROPOSAL FOR THIS SHEET. FUTURE INFORMATION OUTLET LOCATIONS WILL BE DETERMINED BY THE VA AT A LATER DATE.

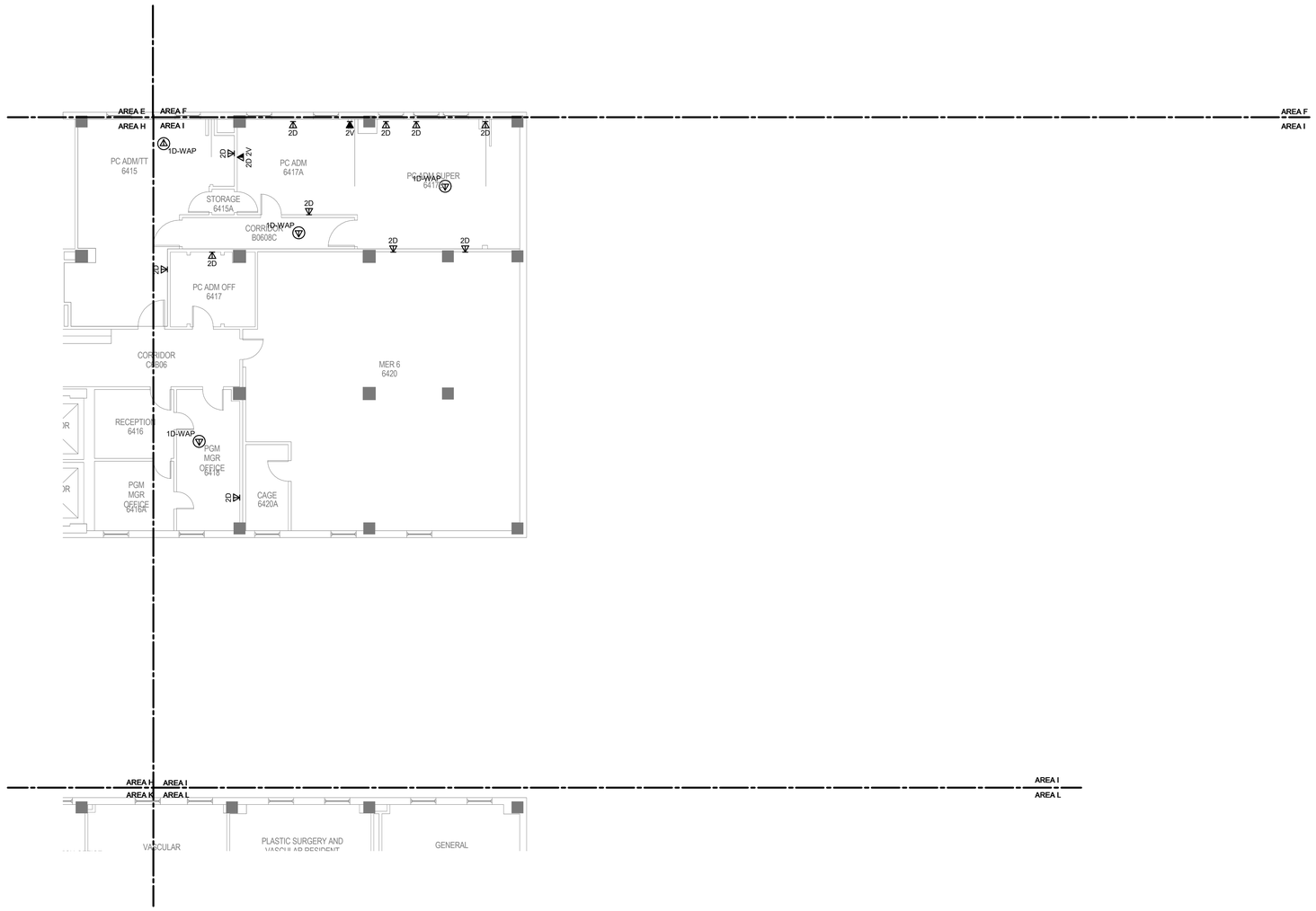

1 **BUILDING 111 SIXTH FLOOR PLAN - TECHNOLOGY - AREA I**
1/8" = 1'-0"

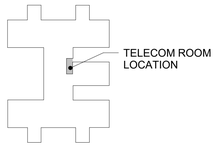

KEY PLAN - BLDG 111
NTS

35% SCHEMATIC DESIGN SUBMISSION	5.17.21
65% DESIGN DEVELOPMENT SUBMISSION	6.15.21
65% DESIGN DEVELOPMENT RESUBMISSION	8.25.21
Revisions:	Date:

CONSULTANT

IMEG
The FUTURE. Built Smarter www.imegcorp.com
15 SUNNEN DRIVE
SUITE 104
ST. LOUIS, MO 63143
P: 314.645.1132 F: 314.645.1173
PROJECT #18004375.03

ARCHITECT/ENGINEER OF RECORD

Romanyk Consulting
Focusing on what matters
Romanyk Consulting Corp. www.romanykconsulting.com
3308 Preston Road, Suite 350-164, Plano, Texas 75093

STAMP

REGISTERED COMMUNICATIONS DISTRIBUTION DESIGNER
Bicsi
DAVID LARSON
BICSI ID # 105098
EXPIRES 12-31-25
RCDD

Office of Construction and Facilities Management

VA U.S. Department of Veterans Affairs

Drawing Title: BUILDING 111 SIXTH FLOOR PLAN - TECHNOLOGY - AREA I	Phase: FINAL BID DOCUMENTS	Project Title: EHRM INFRASTRUCTURE UPGRADES - MILWAUKEE, WI	Project Number: 695-21-700
			Building Number: 111
Approved:	Sprinklered: FULLY SPRINKLERED	Location: 5000 W. NATIONAL AVENUE MILWAUKEE, WI	Drawing Number: 111-TN1106I
		Issue Date: SEPTEMBER 05, 2025 / Checked: PHINIE / Drawn: MAIBEJ	

VA FORM 08 - 6231

9/3/2025 4:03:24 PM
Autodesk Docs://OCFM East - Milwaukee EHRM (R24)/T24_18004375.03_VA MilwEHRM_C.rvt

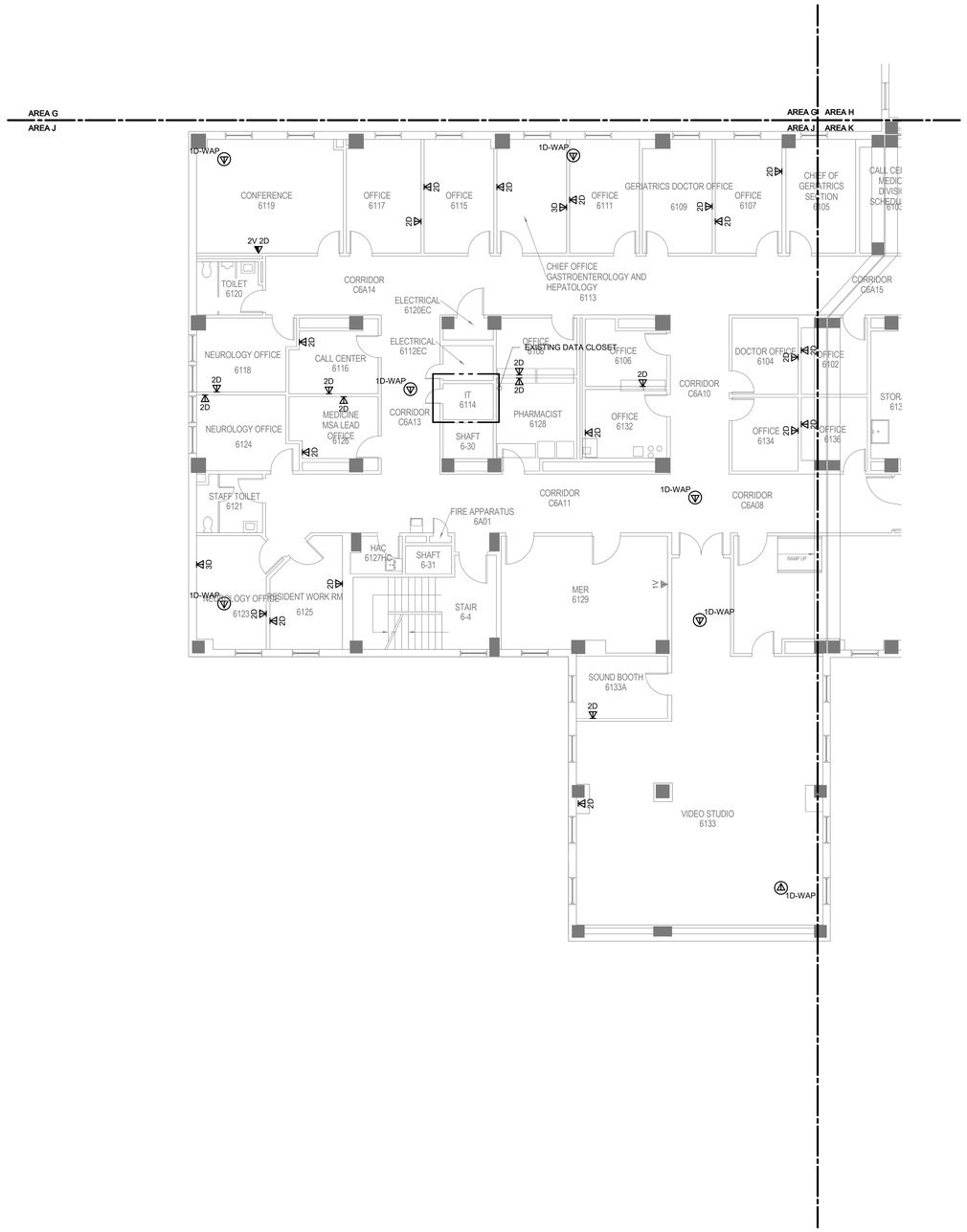

GENERAL NOTES:

1. REFER TO 1/TN400 FOR TECHNOLOGY ROUGH IN DETAIL.
2. ALL NETWORK CABLES ON THIS SHEET SHALL TERMINATE IN TR-111-6410B.
3. CONTRACTOR TO PROVIDE NEW J-HOOK ROUTES FOR ALL NEW CABLING. J-HOOK SIZE AND QUANTITY TO BE PER MANUFACTURER RECOMMENDATIONS.
4. REFER TO TN500-TN509 FOR RISER DIAGRAMS.
5. REFER TO SHEET TN402 FOR PENETRATION DETAILS.
6. THESE DRAWINGS MAKE THE BEST ATTEMPT TO IDENTIFY EXISTING DATA DROPS/WORK AREA OUTLETS. AS LONG AS THE TOTAL NEWLY INSTALLED DATA DROP COUNT DOES NOT VARY +/- 10% IDENTIFIED ON THESE DRAWINGS, THE CONTRACTOR'S SCOPE SHALL BE UNCHANGED.
7. NEW WORK AREA OUTLETS SHALL BE LOCATED IN EXISTING BOXES. WORK AREA OUTLETS SHOWN ON THIS SHEET MAY NOT BE IN THE EXACT LOCATION AS IDENTIFIED.
8. CONTRACTOR TO INCLUDE AN ALLOWANCE FOR 10% ADDITIONAL 2-PORTS CAT6A INFORMATION OUTLETS IN THEIR PROPOSAL FOR THIS SHEET. FUTURE INFORMATION OUTLET LOCATIONS WILL BE DETERMINED BY THE VA AT A LATER DATE.

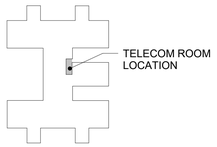

KEY PLAN - BLDG 111
NTS

1 BUILDING 111 SIXTH FLOOR PLAN - TECHNOLOGY - AREA J

1/8" = 1'-0"

TRUE NORTH
PLAN NORTH

35% SCHEMATIC DESIGN SUBMISSION	5.17.21
65% DESIGN DEVELOPMENT SUBMISSION	6.15.21
65% DESIGN DEVELOPMENT RESUBMISSION	8.25.21
Revisions:	Date:

CONSULTANT

IMEG
The FUTURE. Built Smarter. www.imegcorp.com
15 SUNNEN DRIVE
SUITE 104
ST. LOUIS, MO 63143
P: 314.645.1132 F: 314.645.1173
PROJECT #18004375.03

ARCHITECT/ENGINEER OF RECORD

Romanyk Consulting
Focusing on what matters
Romanyk Consulting Corp. www.romanykconsulting.com
3308 Preston Road, Suite 350-164, Plano, Texas 75093

STAMP

REGISTERED COMMUNICATIONS DISTRIBUTION DESIGNER
BICSI
DAVID LARSON
BICSI ID # 106098
Expires 12-31-25
RCDD

Office of Construction and Facilities Management
VA U.S. Department of Veterans Affairs

Drawing Title: BUILDING 111 SIXTH FLOOR PLAN - TECHNOLOGY - AREA J
Approved:
Phase: FINAL BID DOCUMENTS
Sprinklered: FULLY SPRINKLERED
Project Title: EHRM INFRASTRUCTURE UPGRADES - MILWAUKEE, WI
Location: 5000 W. NATIONAL AVENUE MILWAUKEE, WI
Issue Date: SEPTEMBER 05, 2025
Checked: PHINIE
Drawn: MAIBEJ
Project Number: 695-21-700
Building Number: 111
Drawing Number: 111-TN1106J

VA FORM 08 - 6231

Autodesk Docs://OCFM East - Milwaukee EHRM (R24)/T24_18004375.03_VA MilwEHRM_C.rvt
9/3/2025 4:03:25 PM

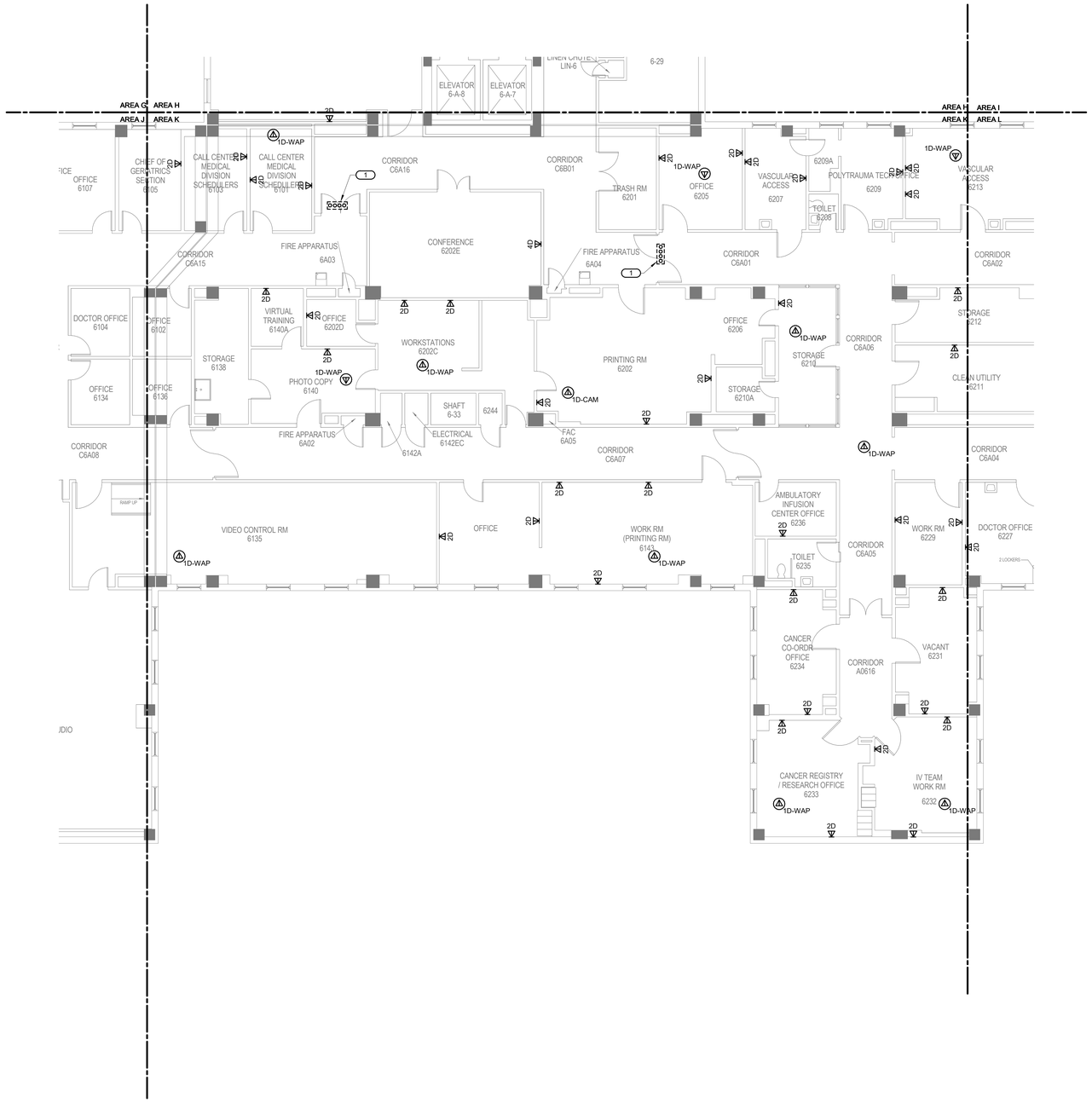

GENERAL NOTES:

1. REFER TO 1/TN400 FOR TECHNOLOGY ROUGH IN DETAIL.
2. ALL NETWORK CABLES ON THIS SHEET SHALL TERMINATE IN TR-111-6410B.
3. CONTRACTOR TO PROVIDE NEW J-HOOK ROUTES FOR ALL NEW CABLING. J-HOOK SIZE AND QUANTITY TO BE PER MANUFACTURER RECOMMENDATIONS.
4. REFER TO TN500-TN509 FOR RISER DIAGRAMS.
5. REFER TO SHEET TN402 FOR PENETRATION DETAILS.
6. THESE DRAWINGS MAKE THE BEST ATTEMPT TO IDENTIFY EXISTING DATA DROPS/WORK AREA OUTLETS. AS LONG AS THE TOTAL NEWLY INSTALLED DATA DROP COUNT DOES NOT VARY +/- 10% IDENTIFIED ON THESE DRAWINGS, THE CONTRACTOR'S SCOPE SHALL BE UNCHANGED.
7. NEW WORK AREA OUTLETS SHALL BE LOCATED IN EXISTING BOXES. WORK AREA OUTLETS SHOWN ON THIS SHEET MAY NOT BE IN THE EXACT LOCATION AS IDENTIFIED.
8. CONTRACTOR TO INCLUDE AN ALLOWANCE FOR 10% ADDITIONAL 2-PORTS CAT6A INFORMATION OUTLETS IN THEIR PROPOSAL FOR THIS SHEET. FUTURE INFORMATION OUTLET LOCATIONS WILL BE DETERMINED BY THE VA AT A LATER DATE.

KEYNOTES: (#)

1. FIRE RATED SLEEVES SHALL BE INSTALLED AT ANY RATED WALL WHERE CABLING MUST PASS THROUGH. COORDINATE WITH ARCHITECTURAL DRAWINGS AND VERIFY EXACT LOCATIONS OF FIRE SEPARATIONS.

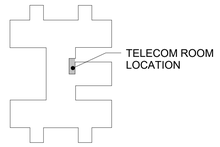

KEY PLAN - BLDG 111
NTS

TRUE NORTH
PLAN NORTH

1 BUILDING 111 SIXTH FLOOR PLAN - TECHNOLOGY - AREA K

1/8" = 1'-0"

Revisions:	Date:
35% SCHEMATIC DESIGN SUBMISSION	5.17.21
65% DESIGN DEVELOPMENT SUBMISSION	6.15.21
65% DESIGN DEVELOPMENT RESUBMISSION	8.25.21

CONSULTANT

IMEG
The FUTURE. Built Smarter. www.imegcorp.com
15 SUNNEN DRIVE
SUITE 104
ST. LOUIS, MO 63143
P: 314.645.1132 F: 314.645.1173
PROJECT #18004375.03

ARCHITECT/ENGINEER OF RECORD

Romanyk Consulting
Focusing on what matters
Romanyk Consulting Corp. www.romanykconsulting.com
3308 Preston Road, Suite 350-164, Plano, Texas 75093

STAMP

REGISTERED COMMUNICATIONS DISTRIBUTION DESIGNER
Bicsi
DAVID LARSON
BICSI ID # 105098
Expires 12-31-25
RCDD

Office of Construction and Facilities Management

VA U.S. Department of Veterans Affairs

Drawing Title: BUILDING 111 SIXTH FLOOR PLAN - TECHNOLOGY - AREA K	Phase: FINAL BID DOCUMENTS	Project Title: EHRM INFRASTRUCTURE UPGRADES - MILWAUKEE, WI	Project Number: 695-21-700
			Building Number: 111
Approved:	Sprinklered: FULLY SPRINKLERED	Location: 5000 W. NATIONAL AVENUE MILWAUKEE, WI	Drawing Number: 111-TN1106K
		Issue Date: SEPTEMBER 05, 2025 / Checked: PHINIE / Drawn: MAIBEJ	

VA FORM 08 - 6231

Autodesk Docs://OCFM East - Milwaukee EHRM (R24)/T24_18004375.03_VA MilwEHRM_C.rvt
9/3/2025 4:03:26 PM

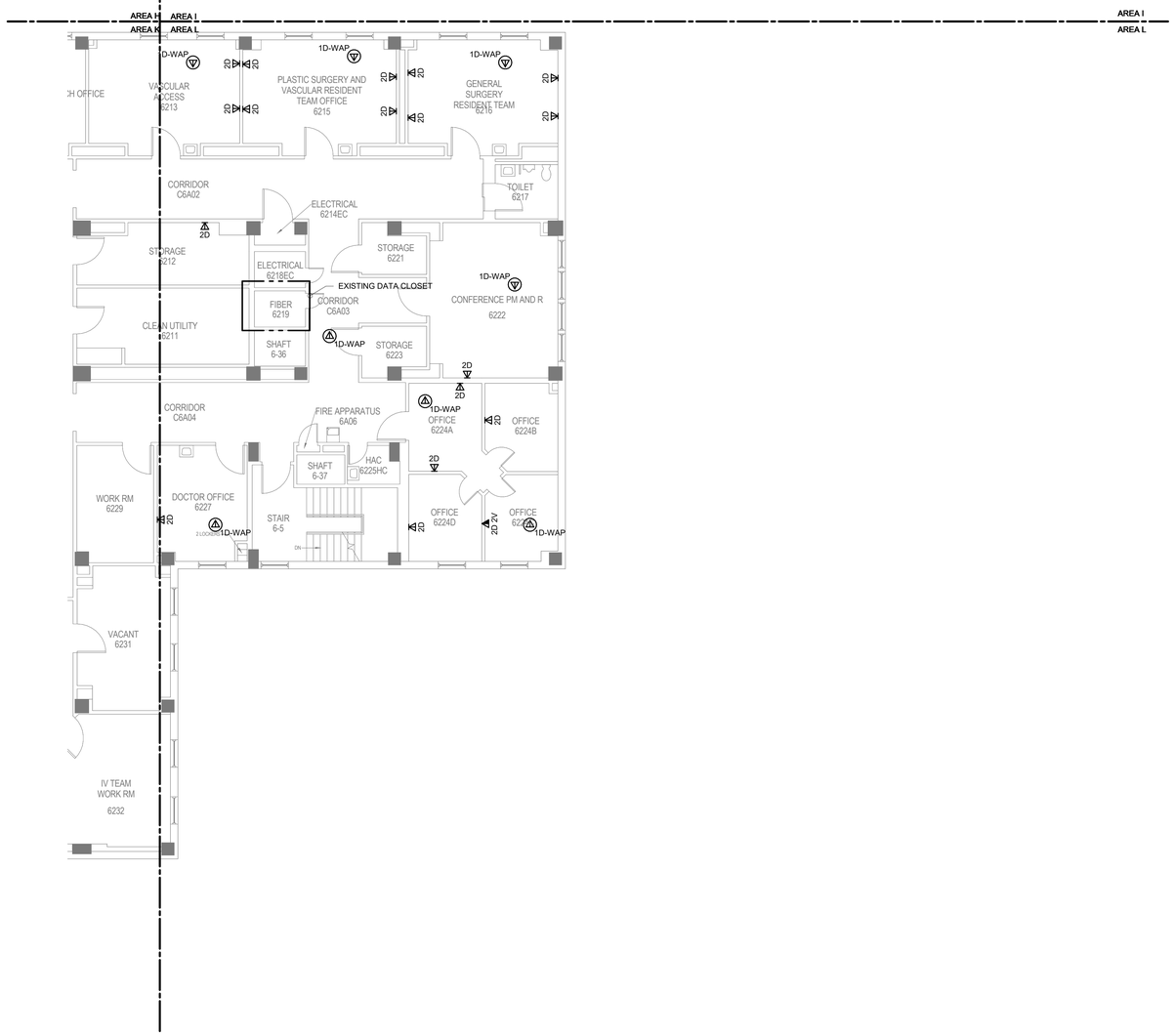

GENERAL NOTES:

1. REFER TO 1/TN400 FOR TECHNOLOGY ROUGH IN DETAIL.
2. ALL NETWORK CABLES ON THIS SHEET SHALL TERMINATE IN TR-111-6410B.
3. CONTRACTOR TO PROVIDE NEW J-HOOK ROUTES FOR ALL NEW CABLING. J-HOOK SIZE AND QUANTITY TO BE PER MANUFACTURER RECOMMENDATIONS.
4. REFER TO TN500-TN509 FOR RISER DIAGRAMS.
5. REFER TO SHEET TN402 FOR PENETRATION DETAILS.
6. THESE DRAWINGS MAKE THE BEST ATTEMPT TO IDENTIFY EXISTING DATA DROPS/WORK AREA OUTLETS. AS LONG AS THE TOTAL NEWLY INSTALLED DATA DROP COUNT DOES NOT VARY +/- 10% IDENTIFIED ON THESE DRAWINGS, THE CONTRACTOR'S SCOPE SHALL BE UNCHANGED.
7. NEW WORK AREA OUTLETS SHALL BE LOCATED IN EXISTING BOXES. WORK AREA OUTLETS SHOWN ON THIS SHEET MAY NOT BE IN THE EXACT LOCATION AS IDENTIFIED.
8. CONTRACTOR TO INCLUDE AN ALLOWANCE FOR 10% ADDITIONAL 2-PORTS CAT6A INFORMATION OUTLETS IN THEIR PROPOSAL FOR THIS SHEET. FUTURE INFORMATION OUTLET LOCATIONS WILL BE DETERMINED BY THE VA AT A LATER DATE.

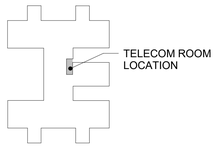

KEY PLAN - BLDG 111
NTS

TRUE NORTH
PLAN NORTH

1 BUILDING 111 SIXTH FLOOR PLAN - TECHNOLOGY - AREA L

1/8" = 1'-0"

35% SCHEMATIC DESIGN SUBMISSION	5.17.21
65% DESIGN DEVELOPMENT SUBMISSION	6.15.21
65% DESIGN DEVELOPMENT RESUBMISSION	8.25.21
Revisions:	Date:

CONSULTANT

IMEG
The FUTURE. Built Smarter. www.imegcorp.com
15 SUNNEN DRIVE
SUITE 104
ST. LOUIS, MO 63143
P: 314.645.1132 F: 314.645.1173
PROJECT #18004375.03

ARCHITECT/ENGINEER OF RECORD

Romanyk Consulting
Focusing on what matters
Romanyk Consulting Corp. www.romanykconsulting.com
3308 Preston Road, Suite 350-164, Plano, Texas 75093

STAMP

REGISTERED COMMUNICATIONS DISTRIBUTION DESIGNER
BICSI
DAVID LARSON
BICSI ID # 105098
EXPIRES 12-31-25
RCDD

Office of Construction and Facilities Management
VA U.S. Department of Veterans Affairs

Drawing Title: BUILDING 111 SIXTH FLOOR PLAN - TECHNOLOGY - AREA L

Approved:

Phase: FINAL BID DOCUMENTS

Sprinklered: FULLY SPRINKLERED

Project Title: EHRM INFRASTRUCTURE UPGRADES - MILWAUKEE, WI

Location: 5000 W. NATIONAL AVENUE MILWAUKEE, WI

Issue Date: SEPTEMBER 05, 2025
Checked: PHINIE
Drawn: MAIBEJ

Project Number: 695-21-700
Building Number: 111
Drawing Number: 111-TN1106L

VA FORM 08 - 6231

Autodesk Docs://OCFM East - Milwaukee EHRM (R24)/T24_18004375.03_VA MilwEHRM_C.rvt
9/3/2025 4:03:27 PM

KEYNOTES: (#)

1. EXISTING VERTICAL CHASE TO BE USED FOR BACKBONE PATHWAYS. REFER TO NEW WORK PLANS FOR ADDITIONAL INFORMATION.

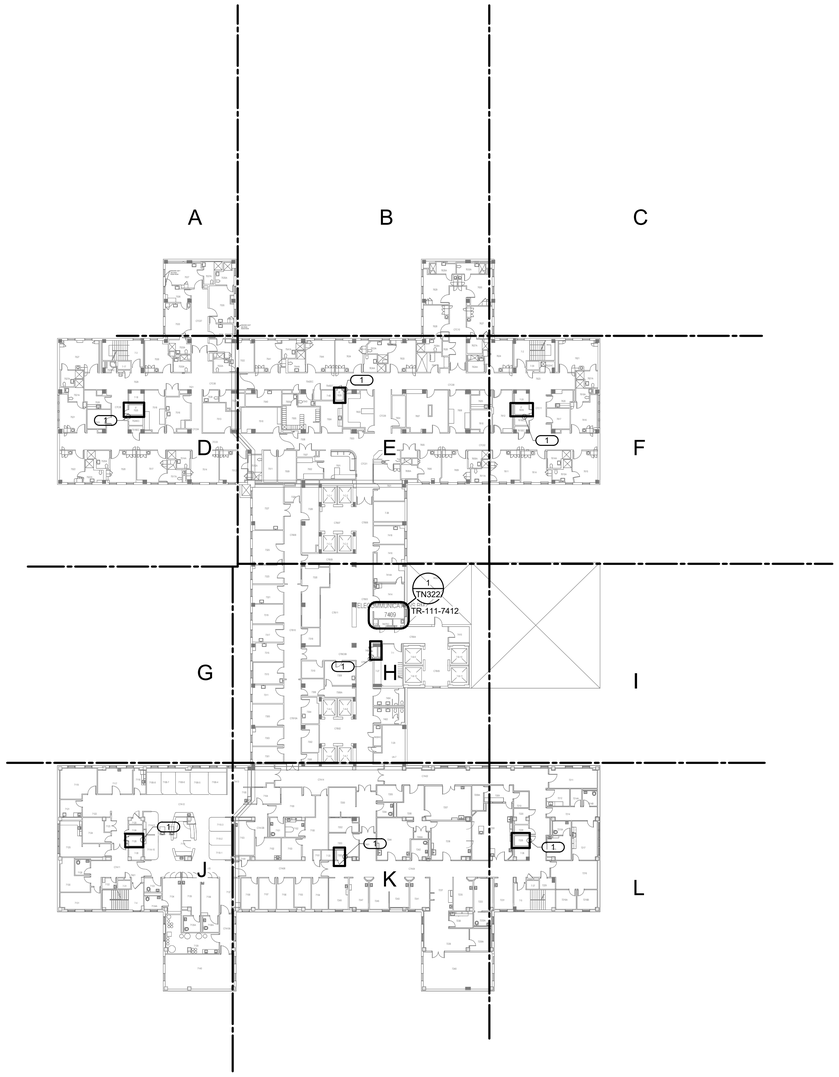

(1) BUILDING 111 SEVENTH FLOOR OVERALL PLAN - TECHNOLOGY

1" = 30'-0"

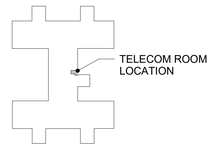

KEY PLAN - BLDG 111

NTS

TRUE NORTH
PLAN NORTH

0' 15' 30' 60'

Graphic Scale : 1" = 30'-0"

35% SCHEMATIC DESIGN SUBMISSION	5.17.21
65% DESIGN DEVELOPMENT SUBMISSION	6.15.21
65% DESIGN DEVELOPMENT RESUBMISSION	8.25.21
Revisions:	Date:

CONSULTANT

IMEG
The FUTURE. Built Smarter. www.imegcorp.com
15 SUNNEN DRIVE
SUITE 104
ST. LOUIS, MO 63143
P: 314.645.1132 F: 314.645.1173
PROJECT #18004375.03

ARCHITECT/ENGINEER OF RECORD

Romanyk Consulting
Focusing on what matters
Romanyk Consulting Corp. www.romanykconsulting.com
3308 Preston Road, Suite 350-164, Plano, Texas 75093

STAMP

REGISTERED COMMUNICATIONS DISTRIBUTION DESIGNER
Bicsi
DAVID LARSON
BICSI ID # 106098
Expires 12-31-25
RCDD

Office of Construction and Facilities Management

VA U.S. Department of Veterans Affairs

Drawing Title
BUILDING 111 SEVENTH FLOOR OVERALL PLAN - TECHNOLOGY

Approved:

Phase
FINAL BID DOCUMENTS

Sprinklered
FULLY SPRINKLERED

Project Title
EHRM INFRASTRUCTURE UPGRADES - MILWAUKEE, WI

Location
5000 W. NATIONAL AVENUE MILWAUKEE, WI

Issue Date SEPTEMBER 05, 2025
Checked PHINIE
Drawn MAIBEJ

Project Number 695-21-700

Building Number 111

Drawing Number 111-TN1107

VA FORM 08 - 6231

Autodesk Docs://OCFM East - Milwaukee EHRM (R24)/T24_18004375.03_VA MilwEHRM_C.rvt

9/3/2025 4:03:34 PM

GENERAL NOTES:

1. REFER TO 1/TN400 FOR TECHNOLOGY ROUGH IN DETAIL.
2. ALL NETWORK CABLES ON THIS SHEET SHALL TERMINATE IN TR-111-7412.
3. CONTRACTOR TO PROVIDE NEW J-HOOK ROUTES FOR ALL NEW CABLING. J-HOOK SIZE AND QUANTITY TO BE PER MANUFACTURER RECOMMENDATIONS.
4. REFER TO TN500-TN509 FOR RISER DIAGRAMS.
5. REFER TO SHEET TN402 FOR PENETRATION DETAILS.
6. THESE DRAWINGS MAKE THE BEST ATTEMPT TO IDENTIFY EXISTING DATA DROPS/WORK AREA OUTLETS. AS LONG AS THE TOTAL NEWLY INSTALLED DATA DROP COUNT DOES NOT VARY +/- 10% IDENTIFIED ON THESE DRAWINGS, THE CONTRACTOR'S SCOPE SHALL BE UNCHANGED.
7. NEW WORK AREA OUTLETS SHALL BE LOCATED IN EXISTING BOXES. WORK AREA OUTLETS SHOWN ON THIS SHEET MAY NOT BE IN THE EXACT LOCATION AS IDENTIFIED.
8. CONTRACTOR TO INCLUDE AN ALLOWANCE FOR 10% ADDITIONAL 2-PORTS CAT6A INFORMATION OUTLETS IN THEIR PROPOSAL FOR THIS SHEET. FUTURE INFORMATION OUTLET LOCATIONS WILL BE DETERMINED BY THE VA AT A LATER DATE.

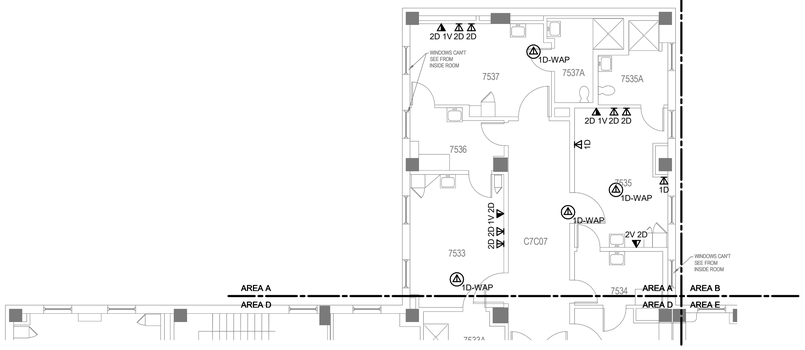

1 BUILDING 111 SEVENTH FLOOR PLAN - TECHNOLOGY - AREA A

1/8" = 1'-0"

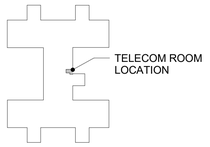

KEY PLAN - BLDG 111

NTS

Revisions:	Date:
35% SCHEMATIC DESIGN SUBMISSION	5.17.21
65% DESIGN DEVELOPMENT SUBMISSION	6.15.21
65% DESIGN DEVELOPMENT RESUBMISSION	8.25.21

CONSULTANT

IMEG
The FUTURE. Built Smarter www.imegcorp.com
15 SUNNEN DRIVE
SUITE 104
ST. LOUIS, MO 63143
P: 314.645.1132 F: 314.645.1173
PROJECT #180043750.03

ARCHITECT/ENGINEER OF RECORD

Romanyk Consulting
Focusing on what matters
Romanyk Consulting Corp. www.romanykconsulting.com
3308 Preston Road, Suite 350-164, Plano, Texas 75093

STAMP

REGISTERED COMMUNICATIONS DISTRIBUTION DESIGNER
Bicsi
DAVID LARSON
BICSI ID # 106098
Expires 12.30.25
RCDD

Office of Construction and Facilities Management

VA U.S. Department of Veterans Affairs

Drawing Title BUILDING 111 SEVENTH FLOOR PLAN - TECHNOLOGY - AREA A	**Phase** FINAL BID DOCUMENTS	**Project Title** EHRM INFRASTRUCTURE UPGRADES - MILWAUKEE, WI	**Project Number** 695-21-700
			Building Number 111
Approved:	**Sprinklered** FULLY SPRINKLERED	**Location** 5000 W. NATIONAL AVENUE MILWAUKEE, WI	**Drawing Number** 111-TN1107A
		Issue Date SEPTEMBER 05, 2025 / **Checked** PHINIE / **Drawn** MAIBEJ	

VA FORM 08 - 6231

Autodesk Docs://OCFM East - Milwaukee EHRM (R24)/T24_180043750.03_VA MilwEHRM_C.rvt

9/3/2025 4:03:35 PM

Graphic Scale: 3/32" = 1'-0" 0' 4" 8" 1' 2'
Graphic Scale: 1/4" = 1'-0" 0' 1' 2' 4'
Graphic Scale: 3/8" = 1'-0" 0' 1' 2' 4'
Graphic Scale: 1/2" = 1'-0" 0' 1' 2' 4'
Graphic Scale: 3/4" = 1'-0" 0' 6" 1' 2'
Graphic Scale: 1" = 1'-0" 0' 6" 1' 2'
Graphic Scale: 1 1/2" = 1'-0" 0' 3" 6" 1' 1' 6"
Graphic Scale: 1 1/16" = 1'-0" 0' 8' 16' 32'
Graphic Scale: 1/8" = 1'-0" 0' 4' 8' 16'
Graphic Scale: 3/32" = 1'-0" 0' 4" 8" 1' 2'

GENERAL NOTES:

1. REFER TO 1/TN400 FOR TECHNOLOGY ROUGH IN DETAIL.
2. ALL NETWORK CABLES ON THIS SHEET SHALL TERMINATE IN TR-111-7412.
3. CONTRACTOR TO PROVIDE NEW J-HOOK ROUTES FOR ALL NEW CABLING. J-HOOK SIZE AND QUANTITY TO BE PER MANUFACTURER RECOMMENDATIONS.
4. REFER TO TN500-TN509 FOR RISER DIAGRAMS.
5. REFER TO SHEET TN402 FOR PENETRATION DETAILS.
6. THESE DRAWINGS MAKE THE BEST ATTEMPT TO IDENTIFY EXISTING DATA DROPS/WORK AREA OUTLETS. AS LONG AS THE TOTAL NEWLY INSTALLED DATA DROP COUNT DOES NOT VARY +/- 10% IDENTIFIED ON THESE DRAWINGS, THE CONTRACTOR'S SCOPE SHALL BE UNCHANGED.
7. NEW WORK AREA OUTLETS SHALL BE LOCATED IN EXISTING BOXES. WORK AREA OUTLETS SHOWN ON THIS SHEET MAY NOT BE IN THE EXACT LOCATION AS IDENTIFIED.
8. CONTRACTOR TO INCLUDE AN ALLOWANCE FOR 10% ADDITIONAL 2-PORTS CAT6A INFORMATION OUTLETS IN THEIR PROPOSAL FOR THIS SHEET. FUTURE INFORMATION OUTLET LOCATIONS WILL BE DETERMINED BY THE VA AT A LATER DATE.

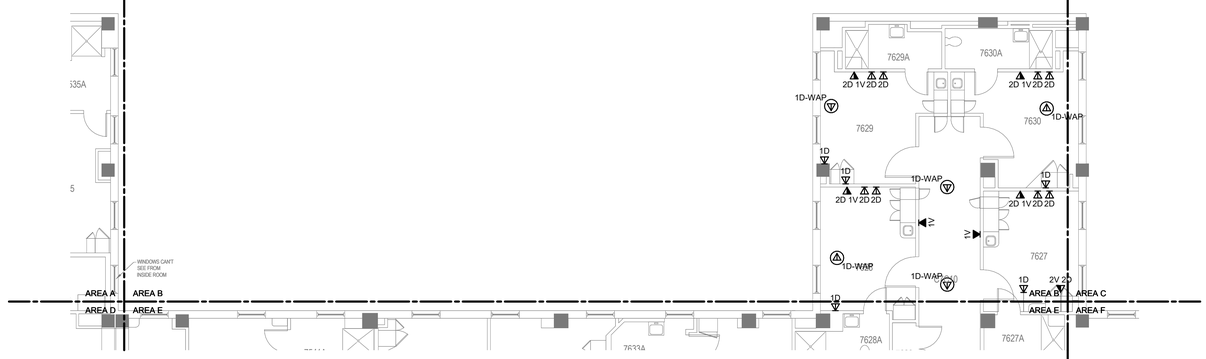

1 **BUILDING 111 SEVENTH FLOOR PLAN - TECHNOLOGY - AREA B**
1/8" = 1'-0"

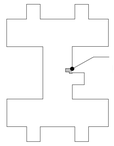

KEY PLAN - BLDG 111
NTS

TRUE NORTH
PLAN NORTH

35% SCHEMATIC DESIGN SUBMISSION	5.17.21
65% DESIGN DEVELOPMENT SUBMISSION	6.15.21
65% DESIGN DEVELOPMENT RESUBMISSION	8.25.21
Revisions:	Date:

CONSULTANT

IMEG
The FUTURE. Built Smarter. www.imegcorp.com
15 SUNNEN DRIVE
SUITE 104
ST. LOUIS, MO 63143
P: 314.645.1132 F: 314.645.1173
PROJECT #18004375.03

ARCHITECT/ENGINEER OF RECORD

Romanyk Consulting
Focusing on what matters
Romanyk Consulting Corp. www.romanykconsulting.com
3308 Preston Road, Suite 350-164, Plano, Texas 75093

STAMP

REGISTERED COMMUNICATIONS DISTRIBUTION DESIGNER
Bicsi
DAVID LARSON
BICSI ID # 105098
Expires 12-31-25
RCDD

Office of Construction and Facilities Management

VA U.S. Department of Veterans Affairs

Drawing Title: BUILDING 111 SEVENTH FLOOR PLAN - TECHNOLOGY - AREA B	Phase: FINAL BID DOCUMENTS	Project Title: EHRM INFRASTRUCTURE UPGRADES - MILWAUKEE, WI	Project Number: 695-21-700
			Building Number: 111
Approved:	Sprinklered: FULLY SPRINKLERED	Location: 5000 W. NATIONAL AVENUE MILWAUKEE, WI	Drawing Number: 111-TN1107B
		Issue Date: SEPTEMBER 05, 2025 / Checked: PHINIE / Drawn: MAIBEJ	

VA FORM 08 - 6231

Autodesk Docs://OCFM East - Milwaukee EHRM (R24)/T24_18004375.03_VA MilwEHRM_C.rvt
9/3/2025 4:03:36 PM

Graphic Scale: 3/32" = 1'-0"
Graphic Scale: 1/16" = 1'-0"
Graphic Scale: 1/8" = 1'-0"
Graphic Scale: 1/4" = 1'-0"
Graphic Scale: 3/8" = 1'-0"
Graphic Scale: 1/2" = 1'-0"
Graphic Scale: 3/4" = 1'-0"
Graphic Scale: 1" = 1'-0"
Graphic Scale: 1 1/2" = 1'-0"

GENERAL NOTES:

1. REFER TO 1/TN400 FOR TECHNOLOGY ROUGH IN DETAIL.
2. ALL NETWORK CABLES ON THIS SHEET SHALL TERMINATE IN TR-111-7412.
3. CONTRACTOR TO PROVIDE NEW J-HOOK ROUTES FOR ALL NEW CABLING. J-HOOK SIZE AND QUANTITY TO BE PER MANUFACTURER RECOMMENDATIONS.
4. REFER TO TN500-TN509 FOR RISER DIAGRAMS.
5. REFER TO SHEET TN402 FOR PENETRATION DETAILS.
6. THESE DRAWINGS MAKE THE BEST ATTEMPT TO IDENTIFY EXISTING DATA DROPS/WORK AREA OUTLETS. AS LONG AS THE TOTAL NEWLY INSTALLED DATA DROP COUNT DOES NOT VARY +/- 10% IDENTIFIED ON THESE DRAWINGS, THE CONTRACTOR'S SCOPE SHALL BE UNCHANGED.
7. NEW WORK AREA OUTLETS SHALL BE LOCATED IN EXISTING BOXES. WORK AREA OUTLETS SHOWN ON THIS SHEET MAY NOT BE IN THE EXACT LOCATION AS IDENTIFIED.
8. CONTRACTOR TO INCLUDE AN ALLOWANCE FOR 10% ADDITIONAL 2-PORTS CAT6A INFORMATION OUTLETS IN THEIR PROPOSAL FOR THIS SHEET. FUTURE INFORMATION OUTLET LOCATIONS WILL BE DETERMINED BY THE VA AT A LATER DATE.

KEYNOTES: (#)

1. FURNISH, INSTALL AND TERMINATE SIX (6) CAT 6 A CABLES FROM MODULAR PATCH PANEL THIS ROOM, TO TR-111-7-1 FOR BIOMED. CABLES SHALL HAVE AN ORANGE JACKET.

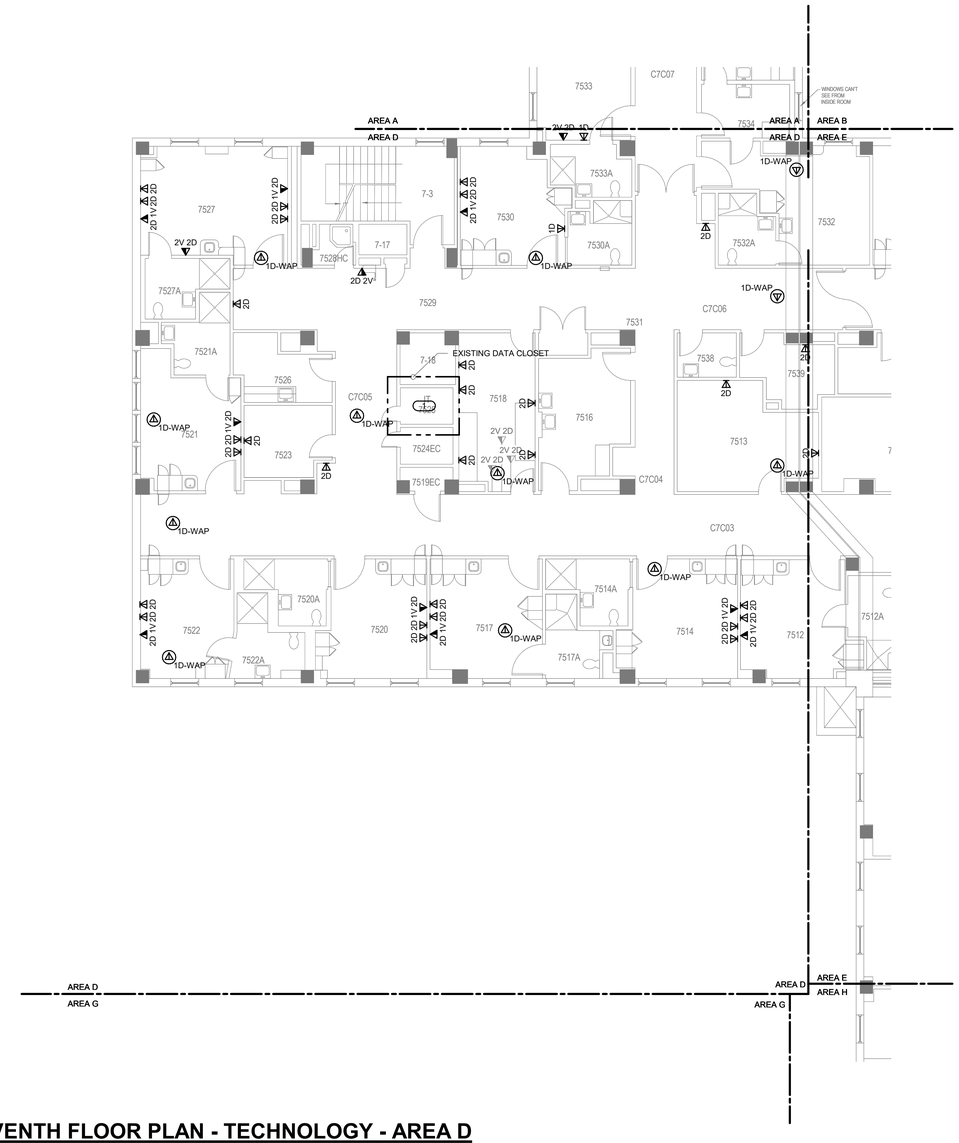

1 BUILDING 111 SEVENTH FLOOR PLAN - TECHNOLOGY - AREA D

1/8" = 1'-0"

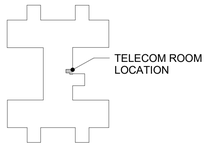

KEY PLAN - BLDG 111

NTS

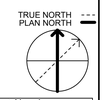

Revisions:	Date:
35% SCHEMATIC DESIGN SUBMISSION	5.17.21
65% DESIGN DEVELOPMENT SUBMISSION	6.15.21
65% DESIGN DEVELOPMENT RESUBMISSION	8.25.21

CONSULTANT

IMEG
The FUTURE. Built Smarter www.imegcorp.com
15 SUNNEN DRIVE
SUITE 104
ST. LOUIS, MO 63143
P: 314.645.1132 F: 314.645.1173
PROJECT #180043 75.03

ARCHITECT/ENGINEER OF RECORD

Romanyk Consulting
Focusing on what matters
Romanyk Consulting Corp. www.romanykconsulting.com
3308 Preston Road, Suite 350-164, Plano, Texas 75093

STAMP

REGISTERED COMMUNICATIONS DISTRIBUTION DESIGNER
Bicsi
DAVID LARSON
BICSI ID # 106098
Expires 12-31-25
RCDD

Office of Construction and Facilities Management

VA U.S. Department of Veterans Affairs

Drawing Title: BUILDING 111 SEVENTH FLOOR PLAN - TECHNOLOGY - AREA D

Approved:

Phase: FINAL BID DOCUMENTS

Sprinklered: FULLY SPRINKLERED

Project Title: EHRM INFRASTRUCTURE UPGRADES - MILWAUKEE, WI

Location: 5000 W. NATIONAL AVENUE MILWAUKEE, WI

Issue Date: SEPTEMBER 05, 2025

Checked: PHINIE

Drawn: MAIBEJ

Project Number: 695-21-700

Building Number: 111

Drawing Number: 111-TN1107D

VA FORM 08 - 6231

Autodesk Docs://OCFM East - Milwaukee EHRM (R24)/T24_180043 75.03_VA MilwEHRM_C.rvt

9/3/2025 4:03:38 PM

GENERAL NOTES:

1. REFER TO 1/TN400 FOR TECHNOLOGY ROUGH IN DETAIL.
2. ALL NETWORK CABLES ON THIS SHEET SHALL TERMINATE IN TR-111-7412.
3. CONTRACTOR TO PROVIDE NEW J-HOOK ROUTES FOR ALL NEW CABLING. J-HOOK SIZE AND QUANTITY TO BE PER MANUFACTURER RECOMMENDATIONS.
4. REFER TO TN500-TN509 FOR RISER DIAGRAMS.
5. REFER TO SHEET TN402 FOR PENETRATION DETAILS.
6. THESE DRAWINGS MAKE THE BEST ATTEMPT TO IDENTIFY EXISTING DATA DROPS/WORK AREA OUTLETS. AS LONG AS THE TOTAL NEWLY INSTALLED DATA DROP COUNT DOES NOT VARY +/- 10% IDENTIFIED ON THESE DRAWINGS, THE CONTRACTOR'S SCOPE SHALL BE UNCHANGED.
7. NEW WORK AREA OUTLETS SHALL BE LOCATED IN EXISTING BOXES. WORK AREA OUTLETS SHOWN ON THIS SHEET MAY NOT BE IN THE EXACT LOCATION AS IDENTIFIED.
8. CONTRACTOR TO INCLUDE AN ALLOWANCE FOR 10% ADDITIONAL 2-PORTS CAT6A INFORMATION OUTLETS IN THEIR PROPOSAL FOR THIS SHEET. FUTURE INFORMATION OUTLET LOCATIONS WILL BE DETERMINED BY THE VA AT A LATER DATE.

KEYNOTES: (#)

1. FIRE RATED SLEEVES SHALL BE INSTALLED AT ANY RATED WALL WHERE CABLING MUST PASS THROUGH. COORDINATE WITH ARCHITECTURAL DRAWINGS AND VERIFY EXACT LOCATIONS OF FIRE SEPARATIONS.

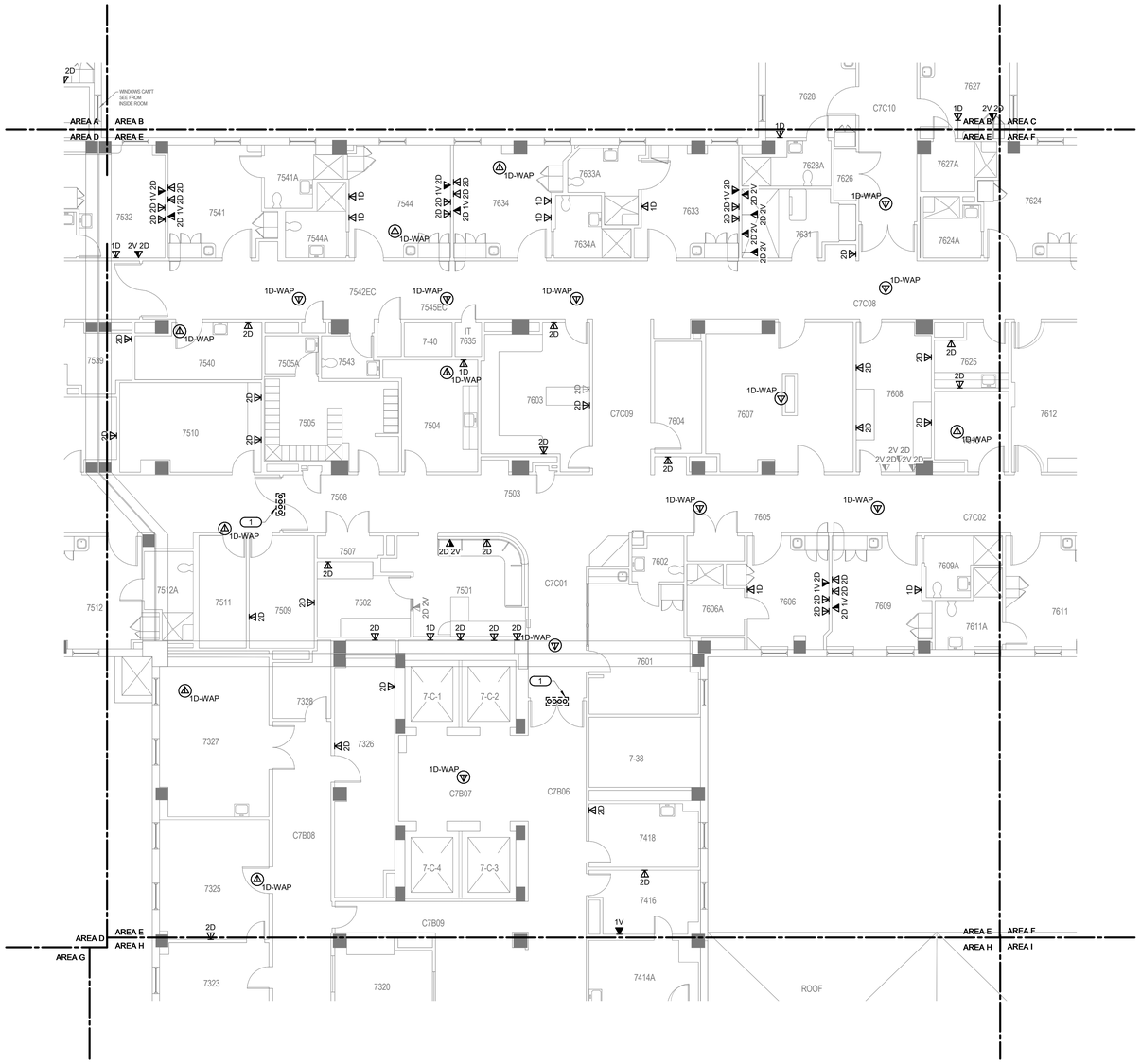

1 **BUILDING 111 SEVENTH FLOOR PLAN - TECHNOLOGY - AREA E**
1/8" = 1'-0"

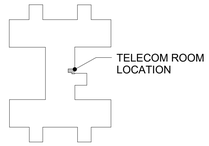

KEY PLAN - BLDG 111
NTS

TRUE NORTH
PLAN NORTH

35% SCHEMATIC DESIGN SUBMISSION	5.17.21
65% DESIGN DEVELOPMENT SUBMISSION	6.15.21
65% DESIGN DEVELOPMENT RESUBMISSION	8.25.21
Revisions:	Date:

CONSULTANT

IMEG
The FUTURE. Built Smarter www.imegcorp.com
15 SUNNEN DRIVE
SUITE 104
ST. LOUIS, MO 63143
P: 314.645.1132 F: 314.645.1173
PROJECT #18004375.03

ARCHITECT/ENGINEER OF RECORD

Romanyk Consulting
Focusing on what matters
Romanyk Consulting Corp. www.romanykconsulting.com
3308 Preston Road, Suite 350-164, Plano, Texas 75093

STAMP

REGISTERED COMMUNICATIONS DISTRIBUTION DESIGNER
Bicsi
DAVID LARSON
BICSI ID # 1050598
Expires 12-31-25
RCDD

Office of Construction and Facilities Management

VA U.S. Department of Veterans Affairs

Drawing Title: BUILDING 111 SEVENTH FLOOR PLAN - TECHNOLOGY - AREA E	Phase: FINAL BID DOCUMENTS	Project Title: EHRM INFRASTRUCTURE UPGRADES - MILWAUKEE, WI	Project Number: 695-21-700
			Building Number: 111
Approved:	Sprinklered: FULLY SPRINKLERED	Location: 5000 W. NATIONAL AVENUE MILWAUKEE, WI	Drawing Number: 111-TN1107E
		Issue Date: SEPTEMBER 05, 2025 · Checked: PHINIE · Drawn: MAIBEJ	

VA FORM 08 - 6231

Autodesk Docs://OCFM East - Milwaukee EHRM (R24)/T24_18004375.03_VA MilwEHRM_C.rvt
9/3/2025 4:03:40 PM

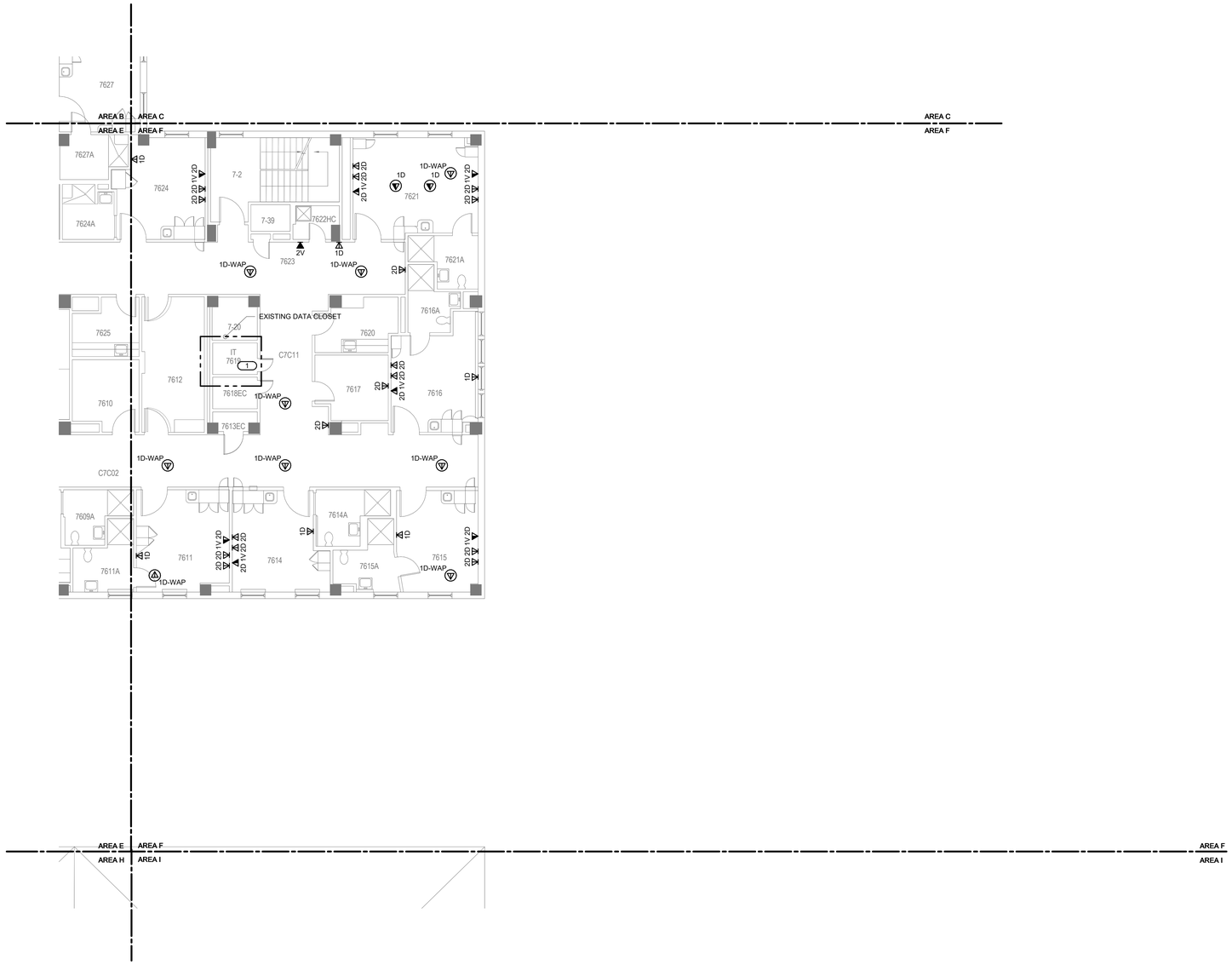

1 **BUILDING 111 SEVENTH FLOOR PLAN - TECHNOLOGY - AREA F**
1/8" = 1'-0"

GENERAL NOTES:

1. REFER TO 1/TN400 FOR TECHNOLOGY ROUGH IN DETAIL.
2. ALL NETWORK CABLES ON THIS SHEET SHALL TERMINATE IN TR-111-7412.
3. CONTRACTOR TO PROVIDE NEW J-HOOK ROUTES FOR ALL NEW CABLING. J-HOOK SIZE AND QUANTITY TO BE PER MANUFACTURER RECOMMENDATIONS.
4. REFER TO TN500-TN509 FOR RISER DIAGRAMS.
5. REFER TO SHEET TN402 FOR PENETRATION DETAILS.
6. THESE DRAWINGS MAKE THE BEST ATTEMPT TO IDENTIFY EXISTING DATA DROPS/WORK AREA OUTLETS. AS LONG AS THE TOTAL NEWLY INSTALLED DATA DROP COUNT DOES NOT VARY +/- 10% IDENTIFIED ON THESE DRAWINGS, THE CONTRACTOR'S SCOPE SHALL BE UNCHANGED.
7. NEW WORK AREA OUTLETS SHALL BE LOCATED IN EXISTING BOXES. WORK AREA OUTLETS SHOWN ON THIS SHEET MAY NOT BE IN THE EXACT LOCATION AS IDENTIFIED.
8. CONTRACTOR TO INCLUDE AN ALLOWANCE FOR 10% ADDITIONAL 2-PORTS CAT6A INFORMATION OUTLETS IN THEIR PROPOSAL FOR THIS SHEET. FUTURE INFORMATION OUTLET LOCATIONS WILL BE DETERMINED BY THE VA AT A LATER DATE.

KEYNOTES: (#)

1. FURNISH, INSTALL AND TERMINATE SIX (6) CAT 6 A CABLES FROM MODULAR PATCH PANEL THIS ROOM, TO TR-111-7-1 FOR BIOMED. CABLES SHALL HAVE AN ORANGE JACKET.

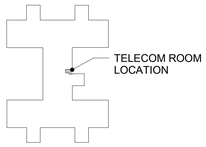

KEY PLAN - BLDG 111
NTS

Revisions:	Date:
35% SCHEMATIC DESIGN SUBMISSION	5.17.21
65% DESIGN DEVELOPMENT SUBMISSION	6.15.21
65% DESIGN DEVELOPMENT RESUBMISSION	8.25.21

CONSULTANT

IMEG
The FUTURE. Built Smarter. www.imegcorp.com
15 SUNNEN DRIVE
SUITE 104
ST. LOUIS, MO 63143
P: 314.645.1132 F: 314.645.1173
PROJECT #18004375.03

ARCHITECT/ENGINEER OF RECORD

Romanyk Consulting
Focusing on what matters
Romanyk Consulting Corp. www.romanykconsulting.com
3308 Preston Road, Suite 350-164, Plano, Texas 75093

STAMP

REGISTERED COMMUNICATIONS DISTRIBUTION DESIGNER
BICSI
DAVID LARSON
BICSI ID # 106098
EXPIRES 12-31-25
RCDD

Office of Construction and Facilities Management

VA U.S. Department of Veterans Affairs

Drawing Title
BUILDING 111 SEVENTH FLOOR PLAN - TECHNOLOGY - AREA F

Approved:

Phase
FINAL BID DOCUMENTS

Sprinklered
FULLY SPRINKLERED

Project Title
EHRM INFRASTRUCTURE UPGRADES - MILWAUKEE, WI

Location
5000 W. NATIONAL AVENUE MILWAUKEE, WI

Issue Date SEPTEMBER 05, 2025
Checked PHINIE
Drawn MAIBEJ

Project Number 695-21-700
Building Number 111
Drawing Number 111-TN1107F

VA FORM 08 - 6231

Autodesk Docs://OCFM East - Milwaukee EHRM (R24)/T24_18004375.03_VA MilwEHRM_C.rvt
9/3/2025 4:03:42 PM

GENERAL NOTES:

1. REFER TO 1/TN400 FOR TECHNOLOGY ROUGH IN DETAIL.
2. ALL NETWORK CABLES ON THIS SHEET SHALL TERMINATE IN TR-111-7412.
3. CONTRACTOR TO PROVIDE NEW J-HOOK ROUTES FOR ALL NEW CABLING. J-HOOK SIZE AND QUANTITY TO BE PER MANUFACTURER RECOMMENDATIONS.
4. REFER TO TN500-TN509 FOR RISER DIAGRAMS.
5. REFER TO SHEET TN402 FOR PENETRATION DETAILS.
6. THESE DRAWINGS MAKE THE BEST ATTEMPT TO IDENTIFY EXISTING DATA DROPS/WORK AREA OUTLETS. AS LONG AS THE TOTAL NEWLY INSTALLED DATA DROP COUNT DOES NOT VARY +/- 10% IDENTIFIED ON THESE DRAWINGS, THE CONTRACTOR'S SCOPE SHALL BE UNCHANGED.
7. NEW WORK AREA OUTLETS SHALL BE LOCATED IN EXISTING BOXES. WORK AREA OUTLETS SHOWN ON THIS SHEET MAY NOT BE IN THE EXACT LOCATION AS IDENTIFIED.
8. CONTRACTOR TO INCLUDE AN ALLOWANCE FOR 10% ADDITIONAL 2-PORTS CAT6A INFORMATION OUTLETS IN THEIR PROPOSAL FOR THIS SHEET. FUTURE INFORMATION OUTLET LOCATIONS WILL BE DETERMINED BY THE VA AT A LATER DATE.

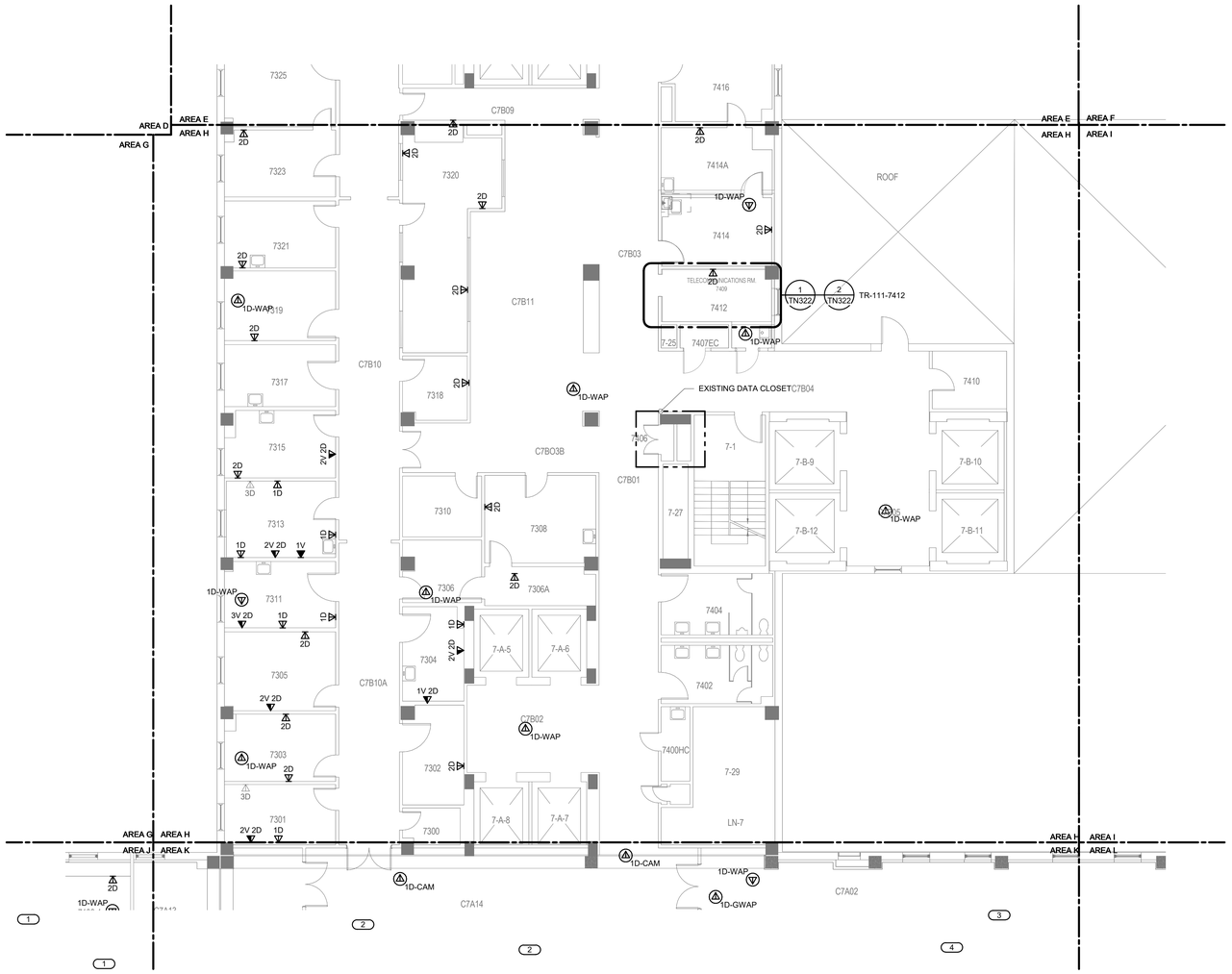

1 BUILDING 111 SEVENTH FLOOR PLAN - TECHNOLOGY - AREA H

1/8" = 1'-0"

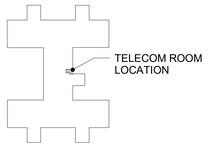

KEY PLAN - BLDG 111

NTS

TRUE NORTH
PLAN NORTH

35% SCHEMATIC DESIGN SUBMISSION	5.17.21
65% DESIGN DEVELOPMENT SUBMISSION	6.15.21
65% DESIGN DEVELOPMENT RESUBMISSION	8.25.21
Revisions:	Date:

CONSULTANT

IMEG
The FUTURE. Built Smarter. www.imegcorp.com
15 SUNNEN DRIVE
SUITE 104
ST. LOUIS, MO 63143
P: 314.645.1132 F: 314.645.1173
PROJECT #18004375.03

ARCHITECT/ENGINEER OF RECORD

Romanyk Consulting
Focusing on what matters
Romanyk Consulting Corp. www.romanykconsulting.com
3308 Preston Road, Suite 350-164, Plano, Texas 75093

STAMP

REGISTERED COMMUNICATIONS DISTRIBUTION DESIGNER
Bicsi
DAVID LARSON
BICSI ID # 106098
Expires 12-31-25
RCDD

Office of Construction and Facilities Management

VA U.S. Department of Veterans Affairs

Drawing Title: BUILDING 111 SEVENTH FLOOR PLAN - TECHNOLOGY - AREA H

Approved:

Phase: FINAL BID DOCUMENTS

Sprinklered: FULLY SPRINKLERED

Project Title: EHRM INFRASTRUCTURE UPGRADES - MILWAUKEE, WI

Location: 5000 W. NATIONAL AVENUE MILWAUKEE, WI

Issue Date: SEPTEMBER 05, 2025

Checked: PHINIE

Drawn: MAIBEJ

Project Number: 695-21-700

Building Number: 111

Drawing Number: 111-TN1107H

VA FORM 08 - 6231

Autodesk Docs://OCFM East - Milwaukee EHRM (R24)/T24_18004375.03_VA MilwEHRM_C.rvt

9/3/2025 4:03:44 PM

Graphic Scale: 1/16" = 1'-0"
Graphic Scale: 1/8" = 1'-0"
Graphic Scale: 3/32" = 1'-0"
Graphic Scale: 1/4" = 1'-0"
Graphic Scale: 3/8" = 1'-0"
Graphic Scale: 1/2" = 1'-0"
Graphic Scale: 3/4" = 1'-0"
Graphic Scale: 1" = 1'-0"
Graphic Scale: 1 1/2" = 1'-0"

GENERAL NOTES:

1. NO WORK SHOWN ON THIS SHEET. SHEET SHOWN FOR REFERENCE ONLY.

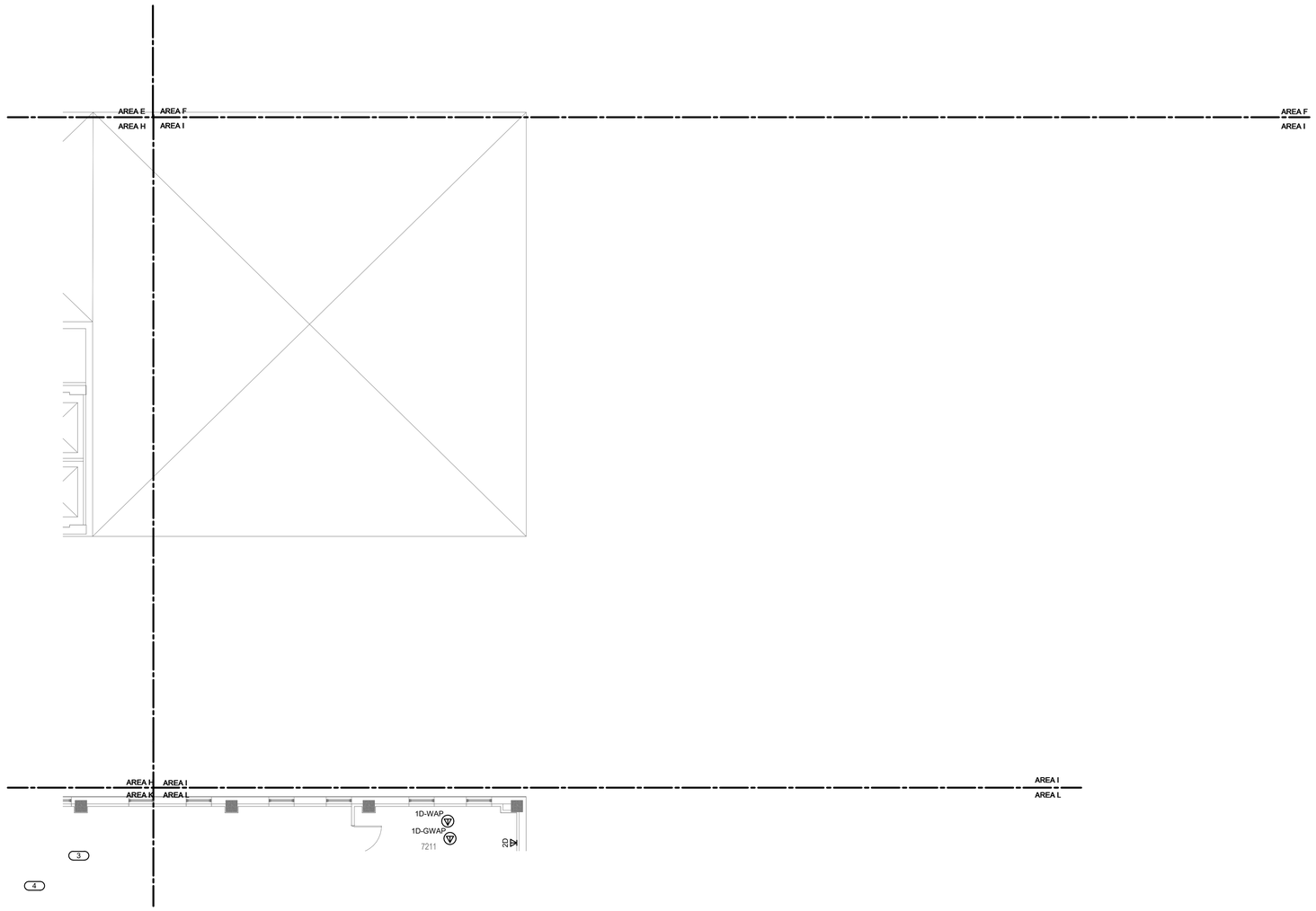

1 BUILDING 111 SEVENTH FLOOR PLAN - TECHNOLOGY - AREA I

1/8" = 1'-0"

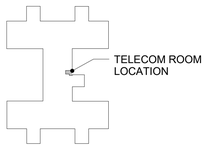

KEY PLAN - BLDG 111

NTS

TRUE NORTH
PLAN NORTH

Revisions:	Date:
35% SCHEMATIC DESIGN SUBMISSION	5.17.21
65% DESIGN DEVELOPMENT SUBMISSION	6.15.21
65% DESIGN DEVELOPMENT RESUBMISSION	8.25.21

CONSULTANT

IMEG
The FUTURE. Built Smarter www.imegcorp.com
15 SUNNEN DRIVE
SUITE 104
ST. LOUIS, MO 63143
P: 314.645.1132 F: 314.645.1173
PROJECT #18004375.03

ARCHITECT/ENGINEER OF RECORD

Romanyk Consulting
Focusing on what matters
Romanyk Consulting Corp. www.romanykconsulting.com
3308 Preston Road, Suite 350-164, Plano, Texas 75093

STAMP

REGISTERED COMMUNICATIONS DISTRIBUTION DESIGNER
Bicsi
DAVID LARSON
BICSI ID # 105098
EXPIRES 12-31-25
RCDD

Office of Construction and Facilities Management

VA U.S. Department of Veterans Affairs

Drawing Title: BUILDING 111 SEVENTH FLOOR PLAN - TECHNOLOGY - AREA I

Approved:

Phase: FINAL BID DOCUMENTS

Sprinklered: FULLY SPRINKLERED

Project Title: EHRM INFRASTRUCTURE UPGRADES - MILWAUKEE, WI

Location: 5000 W. NATIONAL AVENUE MILWAUKEE, WI

Issue Date: SEPTEMBER 05, 2025 | Checked: PHINIE | Drawn: MAIBEJ

Project Number: 695-21-700

Building Number: 111

Drawing Number: 111-TN1107I

VA FORM 08 - 6231

Autodesk Docs://OCFM East - Milwaukee EHRM (R24)/T24_18004375.03_VA MilwEHRM_C.rvt

9/3/2025 4:03:46 PM

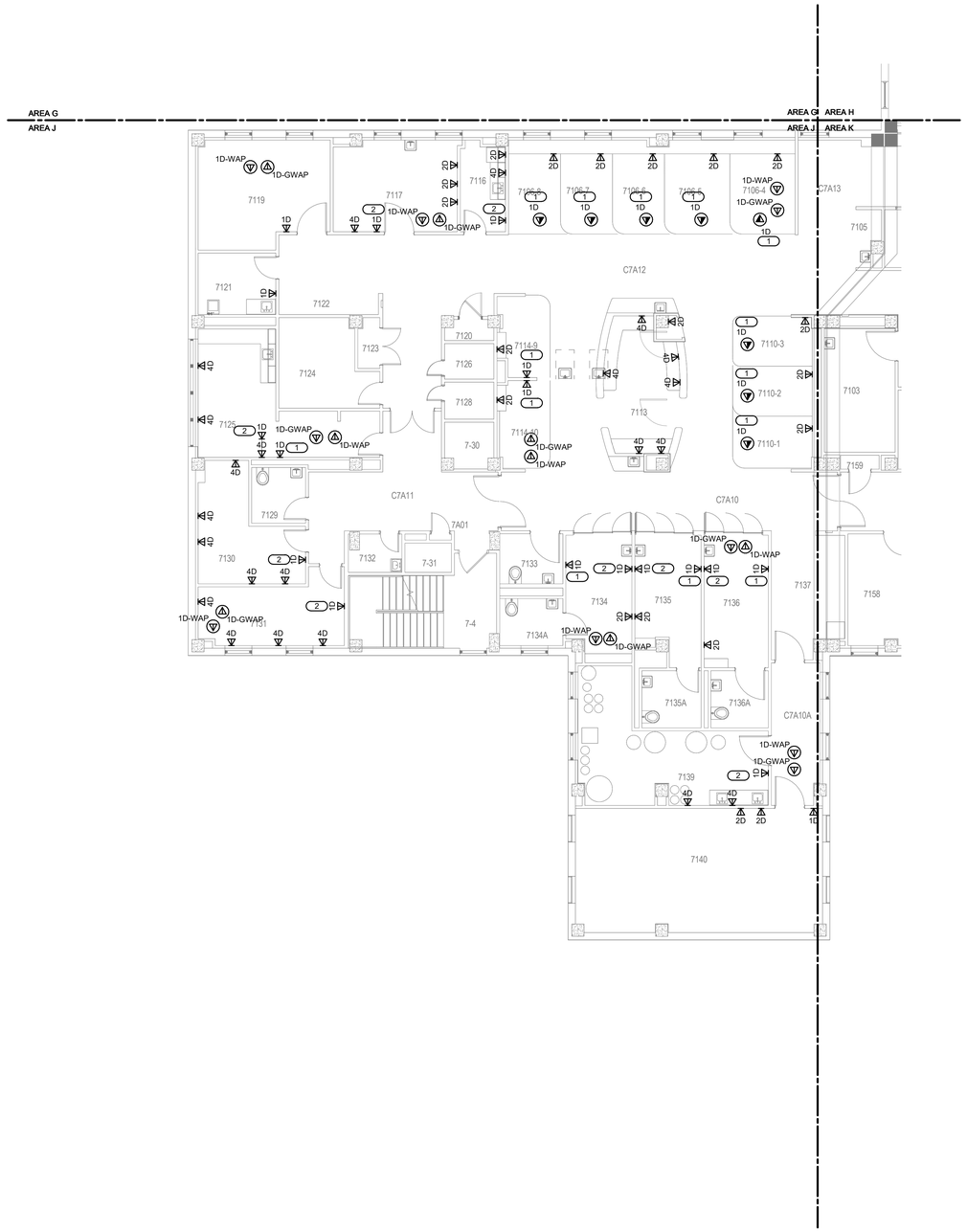

GENERAL NOTES:

1. REFER TO 1/TN400 FOR TECHNOLOGY ROUGH IN DETAIL.
2. ALL NETWORK CABLES ON THIS SHEET SHALL TERMINATE IN TR-111-7412.
3. CONTRACTOR TO PROVIDE NEW J-HOOK ROUTES FOR ALL NEW CABLING. J-HOOK SIZE AND QUANTITY TO BE PER MANUFACTURER RECOMMENDATIONS.
4. REFER TO TN500-TN509 FOR RISER DIAGRAMS.
5. REFER TO SHEET TN402 FOR PENETRATION DETAILS.
6. THESE DRAWINGS MAKE THE BEST ATTEMPT TO IDENTIFY EXISTING DATA DROPS/WORK AREA OUTLETS. AS LONG AS THE TOTAL NEWLY INSTALLED DATA DROP COUNT DOES NOT VARY +/- 10% IDENTIFIED ON THESE DRAWINGS, THE CONTRACTOR'S SCOPE SHALL BE UNCHANGED.
7. NEW WORK AREA OUTLETS SHALL BE LOCATED IN EXISTING BOXES. WORK AREA OUTLETS SHOWN ON THIS SHEET MAY NOT BE IN THE EXACT LOCATION AS IDENTIFIED.
8. CONTRACTOR TO INCLUDE AN ALLOWANCE FOR 10% ADDITIONAL 2-PORTS CAT6A INFORMATION OUTLETS IN THEIR PROPOSAL FOR THIS SHEET. FUTURE INFORMATION OUTLET LOCATIONS WILL BE DETERMINED BY THE VA AT A LATER DATE.

KEYNOTES: (#)

1. INSTALL 1D IN EXISTING LOCATION WITH TV OUTLET F CONNECTOR.
2. DATA OUTLET MOUNTED BEHIND THE CLOCK.

1 BUILDING 111 SEVENTH FLOOR PLAN - TECHNOLOGY - AREA J

1/8" = 1'-0"

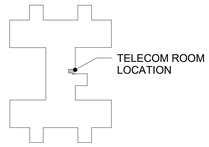

KEY PLAN - BLDG 111

NTS

Revisions:	Date:
35% SCHEMATIC DESIGN SUBMISSION	5.17.21
65% DESIGN DEVELOPMENT SUBMISSION	6.15.21
65% DESIGN DEVELOPMENT RESUBMISSION	8.25.21

CONSULTANT

IMEG
The FUTURE. Built Smarter. www.imegcorp.com
15 SUNNEN DRIVE
SUITE 104
ST. LOUIS, MO 63143
P: 314.645.1132 F: 314.645.1173
PROJECT #18004375.03

ARCHITECT/ENGINEER OF RECORD

Romanyk Consulting
Focusing on what matters
Romanyk Consulting Corp. www.romanykconsulting.com
3308 Preston Road, Suite 350-164, Plano, Texas 75093

STAMP

REGISTERED COMMUNICATIONS DISTRIBUTION DESIGNER
Bicsi
DAVID LARSON
BICSI ID # 106098
EXPIRES 12-31-25
RCDD

Office of Construction and Facilities Management

VA U.S. Department of Veterans Affairs

Drawing Title: BUILDING 111 SEVENTH FLOOR PLAN - TECHNOLOGY - AREA J

Approved:

Phase: FINAL BID DOCUMENTS

Sprinklered: FULLY SPRINKLERED

Project Title: EHRM INFRASTRUCTURE UPGRADES - MILWAUKEE, WI

Location: 5000 W. NATIONAL AVENUE MILWAUKEE, WI

Issue Date: SEPTEMBER 05, 2025 | Checked: PHINIE | Drawn: MAIBEJ

Project Number: 695-21-700

Building Number: 111

Drawing Number: 111-TN1107J

VA FORM 08 - 6231

9/3/2025 4:03:50 PM

Autodesk Docs://OCFM East - Milwaukee EHRM (R24)/T24_18004375.03_VA MilwEHRM_C.rvt

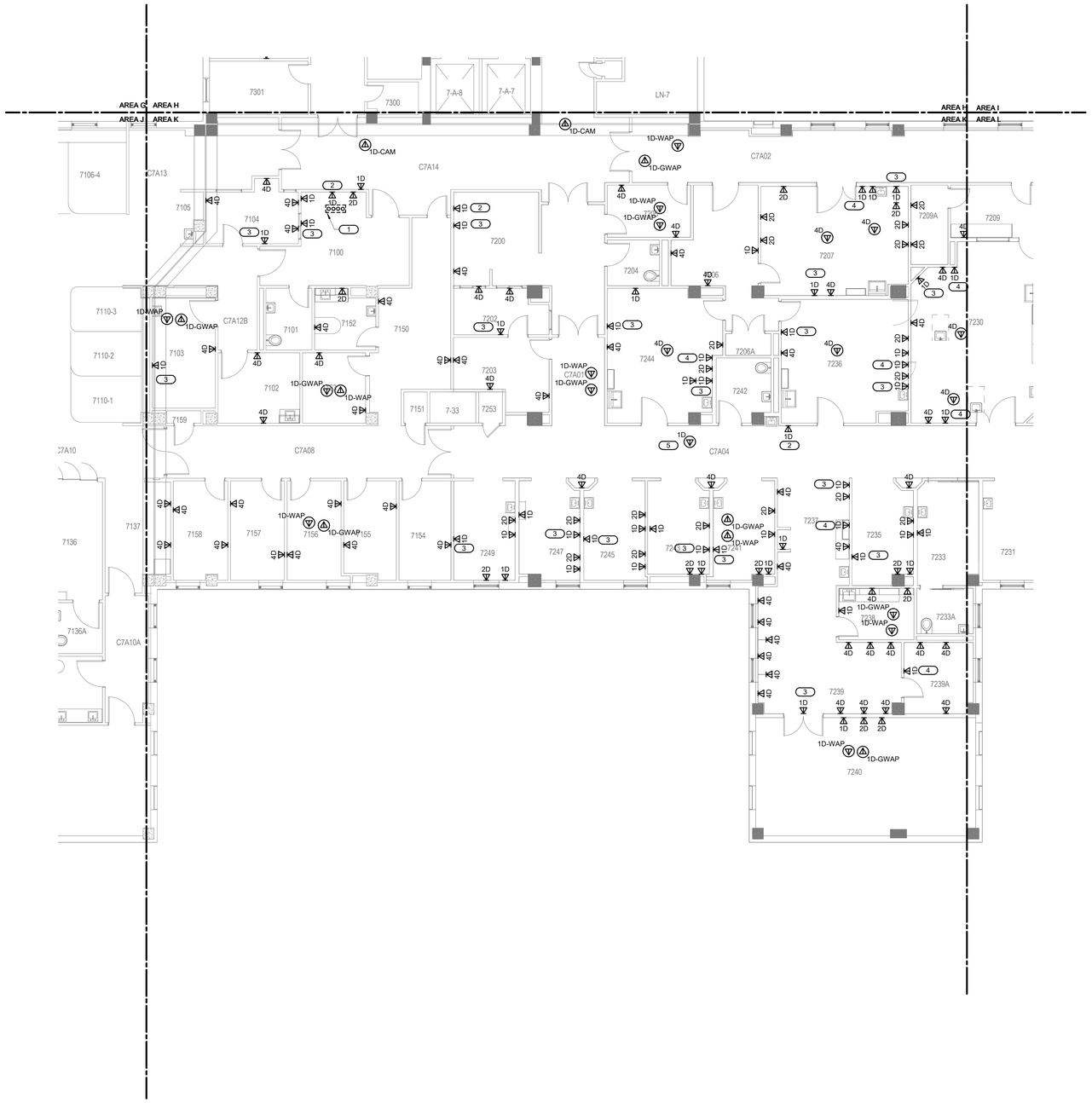

1 BUILDING 111 SEVENTH FLOOR PLAN - TECHNOLOGY - AREA K

1/8" = 1'-0"

GENERAL NOTES:

1. REFER TO 1/TN400 FOR TECHNOLOGY ROUGH IN DETAIL.
2. ALL NETWORK CABLES ON THIS SHEET SHALL TERMINATE IN TR-111-7412.
3. CONTRACTOR TO PROVIDE NEW J-HOOK ROUTES FOR ALL NEW CABLING. J-HOOK SIZE AND QUANTITY TO BE PER MANUFACTURER RECOMMENDATIONS.
4. REFER TO TN500-TN509 FOR RISER DIAGRAMS.
5. REFER TO SHEET TN402 FOR PENETRATION DETAILS.
6. THESE DRAWINGS MAKE THE BEST ATTEMPT TO IDENTIFY EXISTING DATA DROPS/WORK AREA OUTLETS. AS LONG AS THE TOTAL NEWLY INSTALLED DATA DROP COUNT DOES NOT VARY +/- 10% IDENTIFIED ON THESE DRAWINGS, THE CONTRACTOR'S SCOPE SHALL BE UNCHANGED.
7. NEW WORK AREA OUTLETS SHALL BE LOCATED IN EXISTING BOXES. WORK AREA OUTLETS SHOWN ON THIS SHEET MAY NOT BE IN THE EXACT LOCATION AS IDENTIFIED.
8. CONTRACTOR TO INCLUDE AN ALLOWANCE FOR 10% ADDITIONAL 2-PORTS CAT6A INFORMATION OUTLETS IN THEIR PROPOSAL FOR THIS SHEET. FUTURE INFORMATION OUTLET LOCATIONS WILL BE DETERMINED BY THE VA AT A LATER DATE.

KEYNOTES: (#)

1. FIRE RATED SLEEVES SHALL BE INSTALLED AT ANY RATED WALL WHERE CABLING MUST PASS THROUGH. COORDINATE WITH ARCHITECTURAL DRAWINGS AND VERIFY EXACT LOCATIONS OF FIRE SEPARATIONS.
2. INSTALL 1D IN EXISTING LOCATION WITH TV OUTLET F CONNECTOR.
3. DATA OUTLET MOUNTED BEHID THE CLOCK.
4. DATA OUTLET FOR INTERCOM STATION, COORDINATE RECONNECTION WITH OIT AND COR.
5. DATA OUTLET FOR DAS SYSTEM.

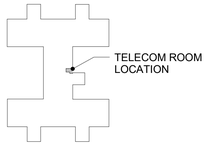

KEY PLAN - BLDG 111

NTS

TRUE NORTH
PLAN NORTH

35% SCHEMATIC DESIGN SUBMISSION	5.17.21
65% DESIGN DEVELOPMENT SUBMISSION	6.15.21
65% DESIGN DEVELOPMENT RESUBMISSION	8.25.21
Revisions:	Date:

CONSULTANT

IMEG
The FUTURE. Built Smarter www.imegcorp.com
15 SUNNEN DRIVE
SUITE 104
ST. LOUIS, MO 63143
P: 314.645.1132 F: 314.645.1173
PROJECT #18004375.03

ARCHITECT/ENGINEER OF RECORD

Romanyk Consulting
Focusing on what matters
Romanyk Consulting Corp. www.romanykconsulting.com
3308 Preston Road, Suite 350-164, Plano, Texas 75093

STAMP

REGISTERED COMMUNICATIONS DISTRIBUTION DESIGNER
Bicsi
DAVID LARSON
BICSI ID # 105098
Expires 12-31-25
RCDD

Office of Construction and Facilities Management

VA U.S. Department of Veterans Affairs

Drawing Title: BUILDING 111 SEVENTH FLOOR PLAN - TECHNOLOGY - AREA K	Phase: FINAL BID DOCUMENTS	Project Title: EHRM INFRASTRUCTURE UPGRADES - MILWAUKEE, WI		Project Number: 695-21-700
				Building Number: 111
Approved:	Sprinklered: FULLY SPRINKLERED	Location: 5000 W. NATIONAL AVENUE MILWAUKEE, WI		Drawing Number: 111-TN1107K
		Issue Date: SEPTEMBER 05, 2025	Checked: PHINIE	Drawn: MAIBEJ

VA FORM 08 - 6231

Autodesk Docs://OCFM East - Milwaukee EHRM (R24)/T24_18004375.03_VA MilwEHRM_C.rvt

9/3/2025 4:03:54 PM

Graphic Scale: 11/16" = 1'-0"
Graphic Scale: 1/8" = 1'-0"
Graphic Scale: 3/32" = 1'-0"
Graphic Scale: 1/4" = 1'-0"
Graphic Scale: 3/8" = 1'-0"
Graphic Scale: 1/2" = 1'-0"
Graphic Scale: 3/4" = 1'-0"
Graphic Scale: 1" = 1'-0"
Graphic Scale: 1 1/2" = 1'-0"

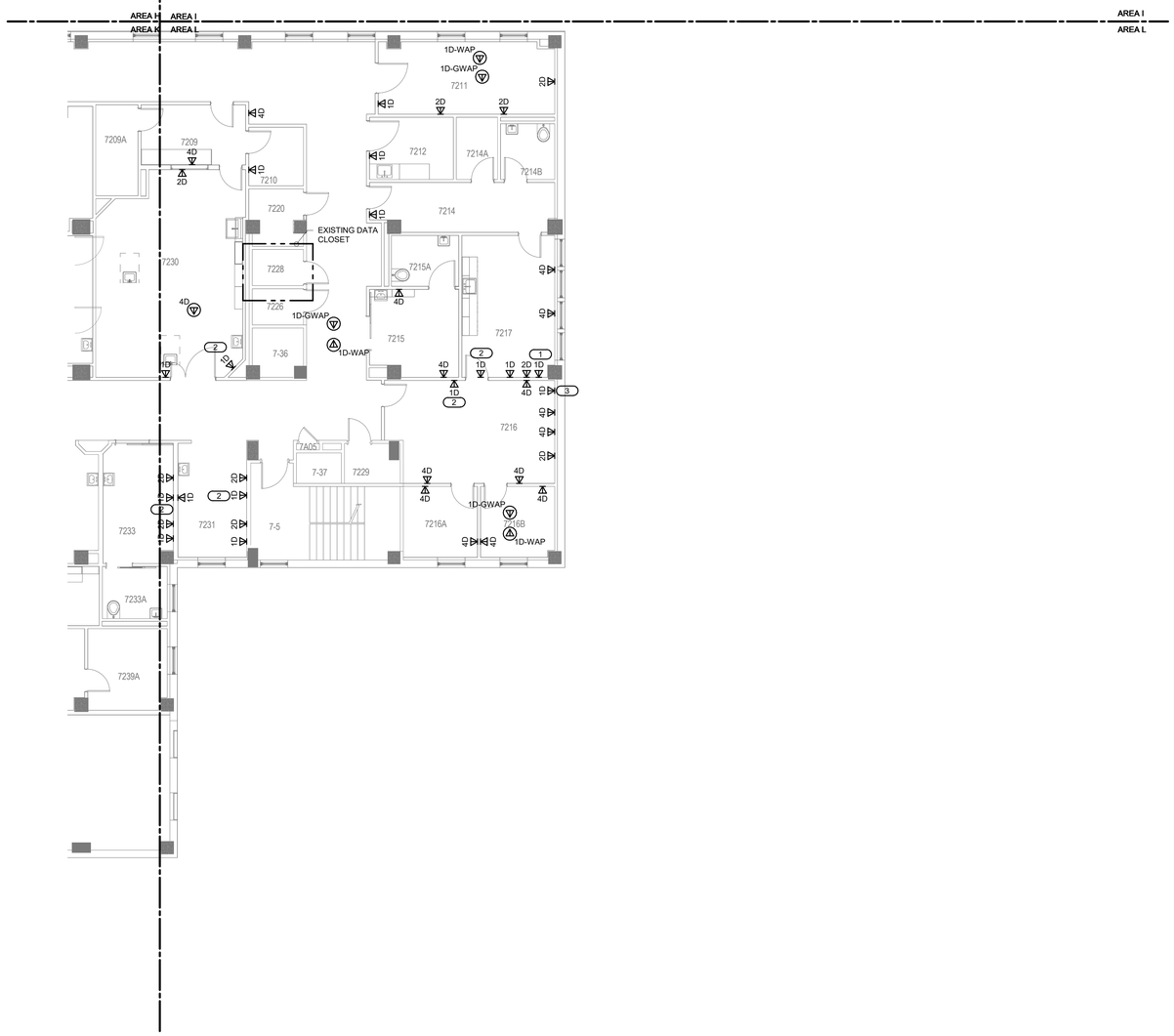

GENERAL NOTES:

1. REFER TO 1/TN400 FOR TECHNOLOGY ROUGH IN DETAIL.
2. ALL NETWORK CABLES ON THIS SHEET SHALL TERMINATE IN TR-111-7412.
3. CONTRACTOR TO PROVIDE NEW J-HOOK ROUTES FOR ALL NEW CABLING. J-HOOK SIZE AND QUANTITY TO BE PER MANUFACTURER RECOMMENDATIONS.
4. REFER TO TN500-TN509 FOR RISER DIAGRAMS.
5. REFER TO SHEET TN402 FOR PENETRATION DETAILS.
6. THESE DRAWINGS MAKE THE BEST ATTEMPT TO IDENTIFY EXISTING DATA DROPS/WORK AREA OUTLETS. AS LONG AS THE TOTAL NEWLY INSTALLED DATA DROP COUNT DOES NOT VARY +/- 10% IDENTIFIED ON THESE DRAWINGS, THE CONTRACTOR'S SCOPE SHALL BE UNCHANGED.
7. NEW WORK AREA OUTLETS SHALL BE LOCATED IN EXISTING BOXES. WORK AREA OUTLETS SHOWN ON THIS SHEET MAY NOT BE IN THE EXACT LOCATION AS IDENTIFIED.
8. CONTRACTOR TO INCLUDE AN ALLOWANCE FOR 10% ADDITIONAL 2-PORTS CAT6A INFORMATION OUTLETS IN THEIR PROPOSAL FOR THIS SHEET. FUTURE INFORMATION OUTLET LOCATIONS WILL BE DETERMINED BY THE VA AT A LATER DATE.

KEYNOTES: (#)

1. INSTALL 1D IN EXISTING LOCATION WITH TV OUTLET F CONNECTOR.
2. DATA OUTLET MOUNTED BEHIND THE CLOCK.
3. DATA OUTLET FOR INTERCOM STATION, COORDINATE RECONNECTION WITH OIT AND COR.

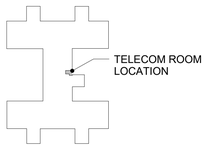

KEY PLAN - BLDG 111
NTS

TRUE NORTH
PLAN NORTH

1 BUILDING 111 SEVENTH FLOOR PLAN - TECHNOLOGY - AREA L
1/8" = 1'-0"

35% SCHEMATIC DESIGN SUBMISSION	5.17.21
65% DESIGN DEVELOPMENT SUBMISSION	6.15.21
65% DESIGN DEVELOPMENT RESUBMISSION	8.25.21
Revisions:	Date:

CONSULTANT

IMEG
The FUTURE. Built Smarter. www.imegcorp.com
15 SUNNEN DRIVE
SUITE 104
ST. LOUIS, MO 63143
P: 314.645.1132 F: 314.645.1173
PROJECT #18004375.03

ARCHITECT/ENGINEER OF RECORD

Romanyk Consulting
Focusing on what matters
Romanyk Consulting Corp. www.romanykconsulting.com
3308 Preston Road, Suite 350-164, Plano, Texas 75093

STAMP

REGISTERED COMMUNICATIONS DISTRIBUTION DESIGNER
Bicsi
DAVID LARSON
BICSI ID # 106098
EXPIRES 12-31-25
RCDD

Office of Construction and Facilities Management
VA U.S. Department of Veterans Affairs

Drawing Title: BUILDING 111 SEVENTH FLOOR PLAN - TECHNOLOGY - AREA L

Approved:

Phase: FINAL BID DOCUMENTS

Sprinklered: FULLY SPRINKLERED

Project Title: EHRM INFRASTRUCTURE UPGRADES - MILWAUKEE, WI

Location: 5000 W. NATIONAL AVENUE MILWAUKEE, WI

Issue Date: SEPTEMBER 05, 2025 | Checked: PHINIE | Drawn: MAIBEJ

Project Number: 695-21-700

Building Number: 111

Drawing Number: 111-TN1107L

VA FORM 08 - 6231

Autodesk Docs://OCFM East - Milwaukee EHRM (R24)/T24_18004375.03_VA MilwaukeeEHRM_C.rvt

9/3/2025 4:03:57 PM

KEYNOTES: (#)

1. EXISTING VERTICAL CHASE TO BE USED FOR BACKBONE PATHWAYS. REFER TO NEW WORK PLANS FOR ADDITIONAL INFORMATION.

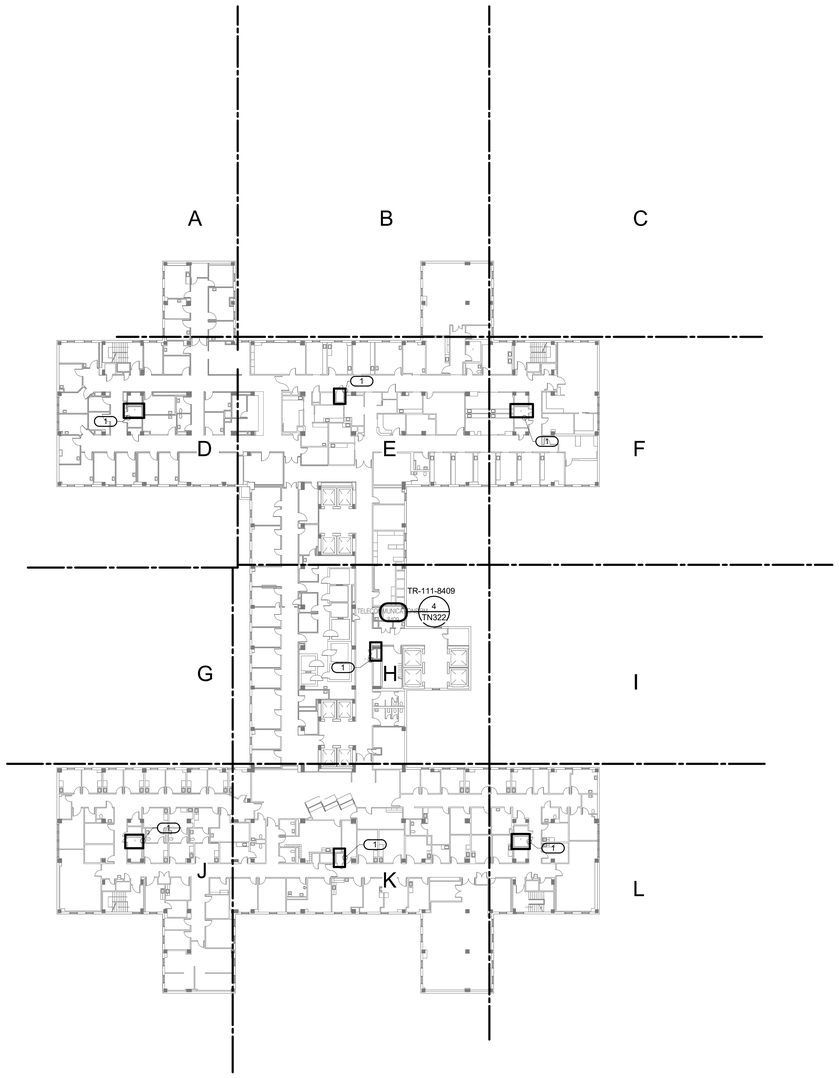

1 BUILDING 111 EIGHTH FLOOR OVERALL PLAN - TECHNOLOGY

1" = 30'-0"

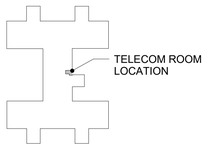

KEY PLAN - BLDG 111

NTS

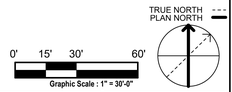

Revisions:	Date:
35% SCHEMATIC DESIGN SUBMISSION	5.17.21
65% DESIGN DEVELOPMENT SUBMISSION	6.15.21
65% DESIGN DEVELOPMENT RESUBMISSION	8.25.21

CONSULTANT

IMEG
The FUTURE. Built Smarter www.imegcorp.com
15 SUNNEN DRIVE
SUITE 104
ST. LOUIS, MO 63143
P: 314.645.1132 F: 314.645.1173
PROJECT #18004375.03

ARCHITECT/ENGINEER OF RECORD

Romanyk Consulting
Focusing on what matters
Romanyk Consulting Corp. www.romanykconsulting.com
3308 Preston Road, Suite 350-164, Plano, Texas 75093

STAMP

REGISTERED COMMUNICATIONS DISTRIBUTION DESIGNER
Bicsi
DAVID LARSON
BICSI ID # 106098
Expires 12-31-25
RCDD

Office of Construction and Facilities Management

VA U.S. Department of Veterans Affairs

Drawing Title BUILDING 111 EIGHTH FLOOR OVERALL PLAN - TECHNOLOGY	**Phase** FINAL BID DOCUMENTS	**Project Title** EHRM INFRASTRUCTURE UPGRADES - MILWAUKEE, WI	**Project Number** 695-21-700
			Building Number 111
Approved:	**Sprinklered** FULLY SPRINKLERED	**Location** 5000 W. NATIONAL AVENUE MILWAUKEE, WI	**Drawing Number** 111-TN1108
		Issue Date SEPTEMBER 05, 2025 / **Checked** PHINIE / **Drawn** MAIBEJ	

VA FORM 08 - 6231

Autodesk Docs://OCFM East - Milwaukee EHRM (R24)/T24_18004375.03_VA MilwEHRM_C.rvt

9/3/2025 4:03:58 PM

GENERAL NOTES:

1. REFER TO 1/TN400 FOR TECHNOLOGY ROUGH IN DETAIL.
2. ALL NETWORK CABLES ON THIS SHEET SHALL TERMINATE IN TR-111-8409.
3. CONTRACTOR TO PROVIDE NEW J-HOOK ROUTES FOR ALL NEW CABLING. J-HOOK SIZE AND QUANTITY TO BE PER MANUFACTURER RECOMMENDATIONS.
4. REFER TO TN500-TN509 FOR RISER DIAGRAMS.
5. REFER TO SHEET TN402 FOR PENETRATION DETAILS.
6. WORK AREA OUTLETS SHOWN ON THIS SHEET MAY NOT NECESSARILY BE IN THE EXACT LOCATION AS IDENTIFIED.
7. CONTRACTOR TO INCLUDE AN ALLOWANCE FOR 10% ADDITIONAL 2-PORTS CAT6A INFORMATION OUTLETS IN THEIR PROPOSAL FOR THIS SHEET. FUTURE INFORMATION OUTLET LOCATIONS WILL BE DETERMINED BY THE VA AT A LATER DATE.

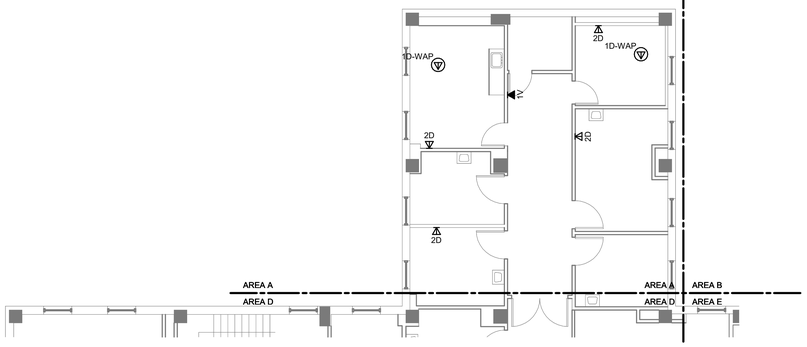

1 **BUILDING 111 EIGHTH FLOOR PLAN - TECHNOLOGY - AREA A**
1/8" = 1'-0"

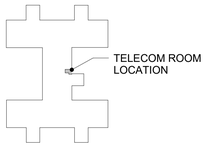

KEY PLAN - BLDG 111
NTS

TRUE NORTH
PLAN NORTH

35% SCHEMATIC DESIGN SUBMISSION	5.17.21
65% DESIGN DEVELOPMENT SUBMISSION	6.15.21
65% DESIGN DEVELOPMENT RESUBMISSION	8.25.21
Revisions:	Date:

CONSULTANT

IMEG
The FUTURE. Built Smarter www.imegcorp.com
15 SUNNEN DRIVE
SUITE 104
ST. LOUIS, MO 63143
P: 314.645.1132 F: 314.645.1173
PROJECT #180043750.03

ARCHITECT/ENGINEER OF RECORD

Romanyk Consulting
Focusing on what matters
Romanyk Consulting Corp. www.romanykconsulting.com
3308 Preston Road, Suite 350-164, Plano, Texas 75093

STAMP

REGISTERED COMMUNICATIONS DISTRIBUTION DESIGNER
Bicsi
DAVID LARSON
BICSI ID # 106098
Expires 12-31-25
RCDD

Office of Construction and Facilities Management

VA U.S. Department of Veterans Affairs

Drawing Title BUILDING 111 EIGHTH FLOOR PLAN - TECHNOLOGY - AREA A	**Phase** FINAL BID DOCUMENTS	**Project Title** EHRM INFRASTRUCTURE UPGRADES - MILWAUKEE, WI	**Project Number** 695-21-700
			Building Number 111
Approved:	**Sprinklered** FULLY SPRINKLERED	**Location** 5000 W. NATIONAL AVENUE MILWAUKEE, WI	**Drawing Number** 111-TN1108A
		Issue Date SEPTEMBER 05, 2025 / **Checked** PHINIE / **Drawn** MAIBEJ	

VA FORM 08 - 6231

Autodesk Docs://OCFM East - Milwaukee EHRM (R24)/T24_180043750.03_VA MilwEHRM_C.rvt
9/3/2025 4:03:59 PM

GENERAL NOTES:

1. NO WORK SHOWN ON THIS SHEET. SHEET SHOWN FOR REFERENCE ONLY.

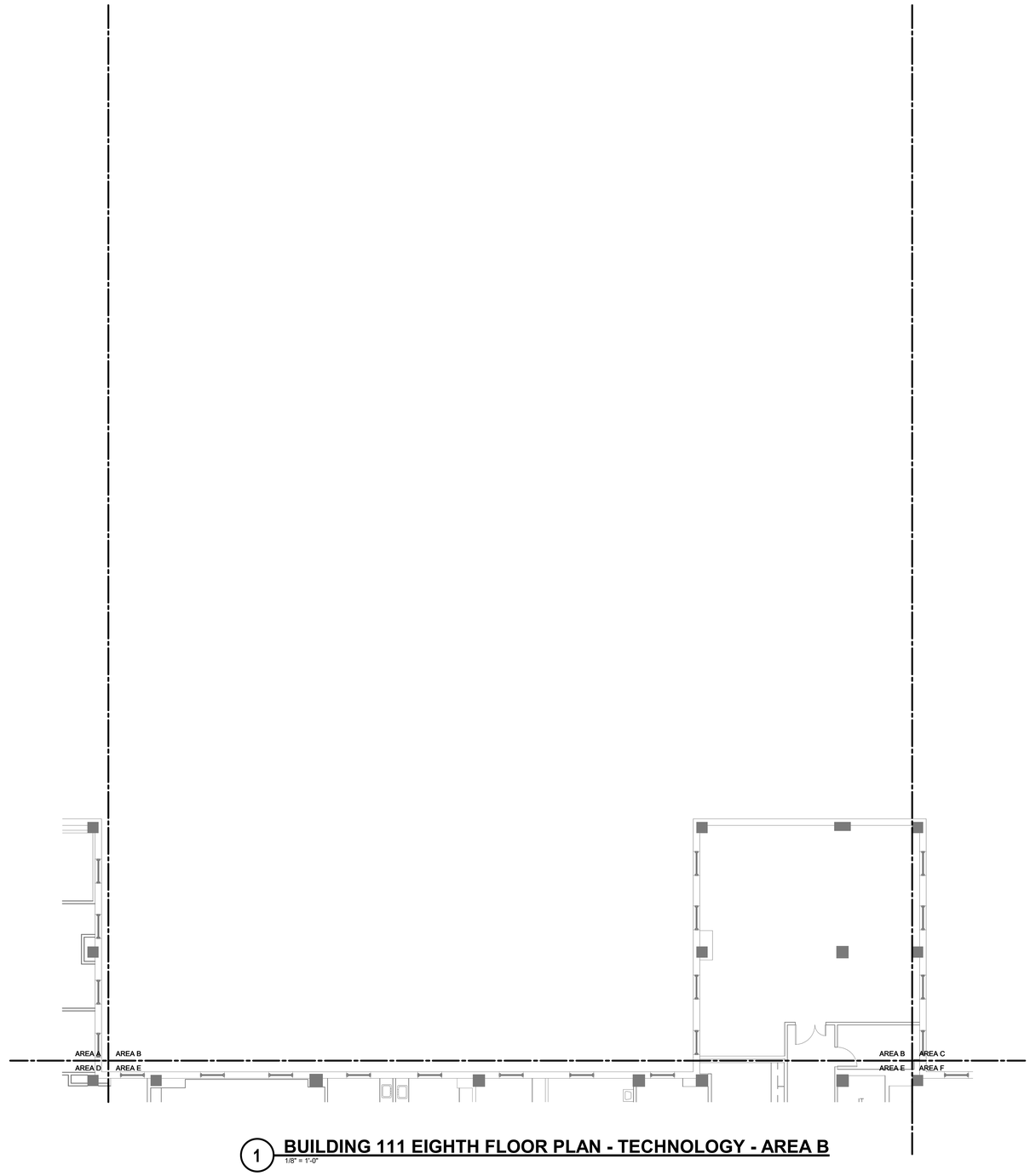

1 **BUILDING 111 EIGHTH FLOOR PLAN - TECHNOLOGY - AREA B**
1/8" = 1'-0"

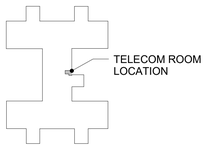

KEY PLAN - BLDG 111
NTS

TRUE NORTH
PLAN NORTH

35% SCHEMATIC DESIGN SUBMISSION	5.17.21
65% DESIGN DEVELOPMENT SUBMISSION	6.15.21
65% DESIGN DEVELOPMENT RESUBMISSION	8.25.21
Revisions:	Date:

CONSULTANT

IMEG
The FUTURE. Built Smarter. www.imegcorp.com
15 SUNNEN DRIVE
SUITE 104
ST. LOUIS, MO 63143
P: 314.645.1132 F: 314.645.1173
PROJECT #18004375.03

ARCHITECT/ENGINEER OF RECORD

Romanyk Consulting
Focusing on what matters
Romanyk Consulting Corp. www.romanykconsulting.com
3308 Preston Road, Suite 350-164, Plano, Texas 75093

STAMP

REGISTERED COMMUNICATIONS DISTRIBUTION DESIGNER
Bicsi
DAVID LARSON
BICSI ID # 105098
Expires 12-31-25
RCDD

Office of Construction and Facilities Management

VA U.S. Department of Veterans Affairs

Drawing Title
BUILDING 111 EIGHTH FLOOR PLAN - TECHNOLOGY - AREA B

Approved:

Phase
FINAL BID DOCUMENTS

Sprinklered
FULLY SPRINKLERED

Project Title
EHRM INFRASTRUCTURE UPGRADES - MILWAUKEE, WI

Location
5000 W. NATIONAL AVENUE MILWAUKEE, WI

Issue Date SEPTEMBER 05, 2025
Checked PHINIE
Drawn MAIBEJ

Project Number 695-21-700
Building Number 111
Drawing Number 111-TN1108B

VA FORM 08 - 6231

Autodesk Docs://OCFM East - Milwaukee EHRM /R24/T24_18004375.03_VA MilwEHRM_C.rvt
9/3/2025 4:04:00 PM

GENERAL NOTES:

1. REFER TO 1/TN400 FOR TECHNOLOGY ROUGH IN DETAIL.
2. ALL NETWORK CABLES ON THIS SHEET SHALL TERMINATE IN TR-111-8409.
3. CONTRACTOR TO PROVIDE NEW J-HOOK ROUTES FOR ALL NEW CABLING. J-HOOK SIZE AND QUANTITY TO BE PER MANUFACTURER RECOMMENDATIONS.
4. REFER TO TN500-TN509 FOR RISER DIAGRAMS.
5. REFER TO SHEET TN402 FOR PENETRATION DETAILS.
6. THESE DRAWINGS MAKE THE BEST ATTEMPT TO IDENTIFY EXISTING DATA DROPS/WORK AREA OUTLETS. AS LONG AS THE TOTAL NEWLY INSTALLED DATA DROP COUNT DOES NOT VARY +/- 10% IDENTIFIED ON THESE DRAWINGS, THE CONTRACTOR'S SCOPE SHALL BE UNCHANGED.
7. NEW WORK AREA OUTLETS SHALL BE LOCATED IN EXISTING BOXES. WORK AREA OUTLETS SHOWN ON THIS SHEET MAY NOT BE IN THE EXACT LOCATION AS IDENTIFIED.
8. CONTRACTOR TO INCLUDE AN ALLOWANCE FOR 10% ADDITIONAL 2-PORTS CAT6A INFORMATION OUTLETS IN THEIR PROPOSAL FOR THIS SHEET. FUTURE INFORMATION OUTLET LOCATIONS WILL BE DETERMINED BY THE VA AT A LATER DATE.

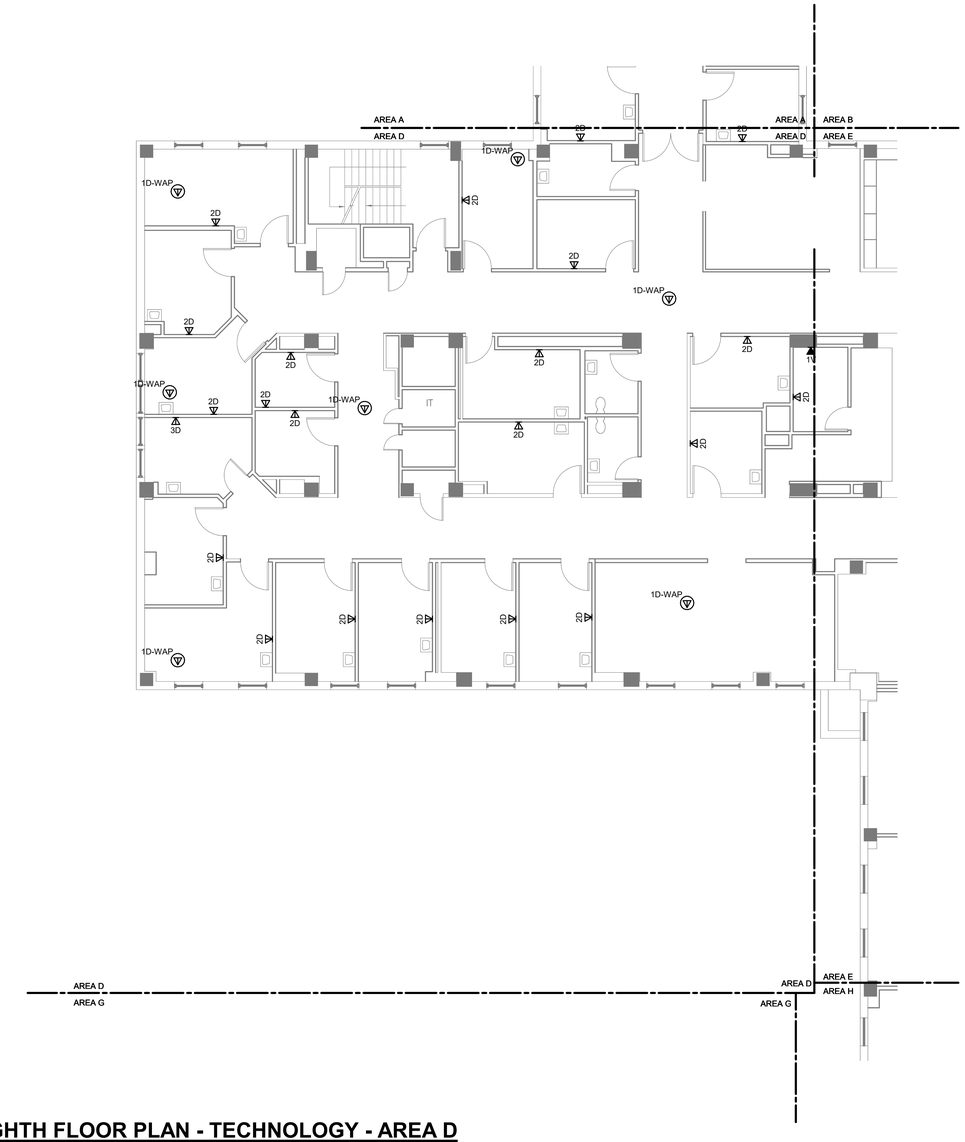

1 **BUILDING 111 EIGHTH FLOOR PLAN - TECHNOLOGY - AREA D**
1/8" = 1'-0"

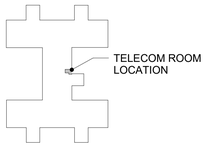

KEY PLAN - BLDG 111
NTS

35% SCHEMATIC DESIGN SUBMISSION	5.17.21
65% DESIGN DEVELOPMENT SUBMISSION	6.15.21
65% DESIGN DEVELOPMENT RESUBMISSION	8.25.21
Revisions:	Date:

CONSULTANT

IMEG
The FUTURE. Built Smarter www.imegcorp.com
15 SUNNEN DRIVE
SUITE 104
ST. LOUIS, MO 63143
P: 314.645.1132 F: 314.645.1173
PROJECT #18004375.03

ARCHITECT/ENGINEER OF RECORD

Romanyk Consulting
Focusing on what matters
Romanyk Consulting Corp. www.romanykconsulting.com
3308 Preston Road, Suite 350-164, Plano, Texas 75093

STAMP

REGISTERED COMMUNICATIONS DISTRIBUTION DESIGNER
Bicsi
DAVID LARSON
BICSI ID # 106098
EXPIRES 12-31-25
RCDD

Office of Construction and Facilities Management

VA U.S. Department of Veterans Affairs

Drawing Title: BUILDING 111 EIGHTH FLOOR PLAN - TECHNOLOGY - AREA D

Approved:

Phase: FINAL BID DOCUMENTS

Sprinklered: FULLY SPRINKLERED

Project Title: EHRM INFRASTRUCTURE UPGRADES - MILWAUKEE, WI

Location: 5000 W. NATIONAL AVENUE MILWAUKEE, WI

Issue Date: SEPTEMBER 05, 2025 | Checked: PHINIE | Drawn: MAIBEJ

Project Number: 695-21-700

Building Number: 111

Drawing Number: 111-TN1108D

VA FORM 08 - 6231

Autodesk Docs://OCFM East - Milwaukee EHRM (R24)/T24_18004375.03_VA MilwEHRM_C.rvt

9/3/2025 4:04:01 PM

GENERAL NOTES:

1. REFER TO 1/TN400 FOR TECHNOLOGY ROUGH IN DETAIL.
2. ALL NETWORK CABLES ON THIS SHEET SHALL TERMINATE IN TR-111-8409.
3. CONTRACTOR TO PROVIDE NEW J-HOOK ROUTES FOR ALL NEW CABLING. J-HOOK SIZE AND QUANTITY TO BE PER MANUFACTURER RECOMMENDATIONS.
4. REFER TO TN500-TN509 FOR RISER DIAGRAMS.
5. REFER TO SHEET TN402 FOR PENETRATION DETAILS.
6. THESE DRAWINGS MAKE THE BEST ATTEMPT TO IDENTIFY EXISTING DATA DROPS/WORK AREA OUTLETS. AS LONG AS THE TOTAL NEWLY INSTALLED DATA DROP COUNT DOES NOT VARY +/- 10% IDENTIFIED ON THESE DRAWINGS, THE CONTRACTOR'S SCOPE SHALL BE UNCHANGED.
7. NEW WORK AREA OUTLETS SHALL BE LOCATED IN EXISTING BOXES. WORK AREA OUTLETS SHOWN ON THIS SHEET MAY NOT BE IN THE EXACT LOCATION AS IDENTIFIED.
8. CONTRACTOR TO INCLUDE AN ALLOWANCE FOR 10% ADDITIONAL 2-PORTS CAT6A INFORMATION OUTLETS IN THEIR PROPOSAL FOR THIS SHEET. FUTURE INFORMATION OUTLET LOCATIONS WILL BE DETERMINED BY THE VA AT A LATER DATE.

KEYNOTES: (#)

1. FIRE RATED SLEEVES SHALL BE INSTALLED AT ANY RATED WALL WHERE CABLING MUST PASS THROUGH. COORDINATE WITH ARCHITECTURAL DRAWINGS AND VERIFY EXACT LOCATIONS OF FIRE SEPARATIONS.

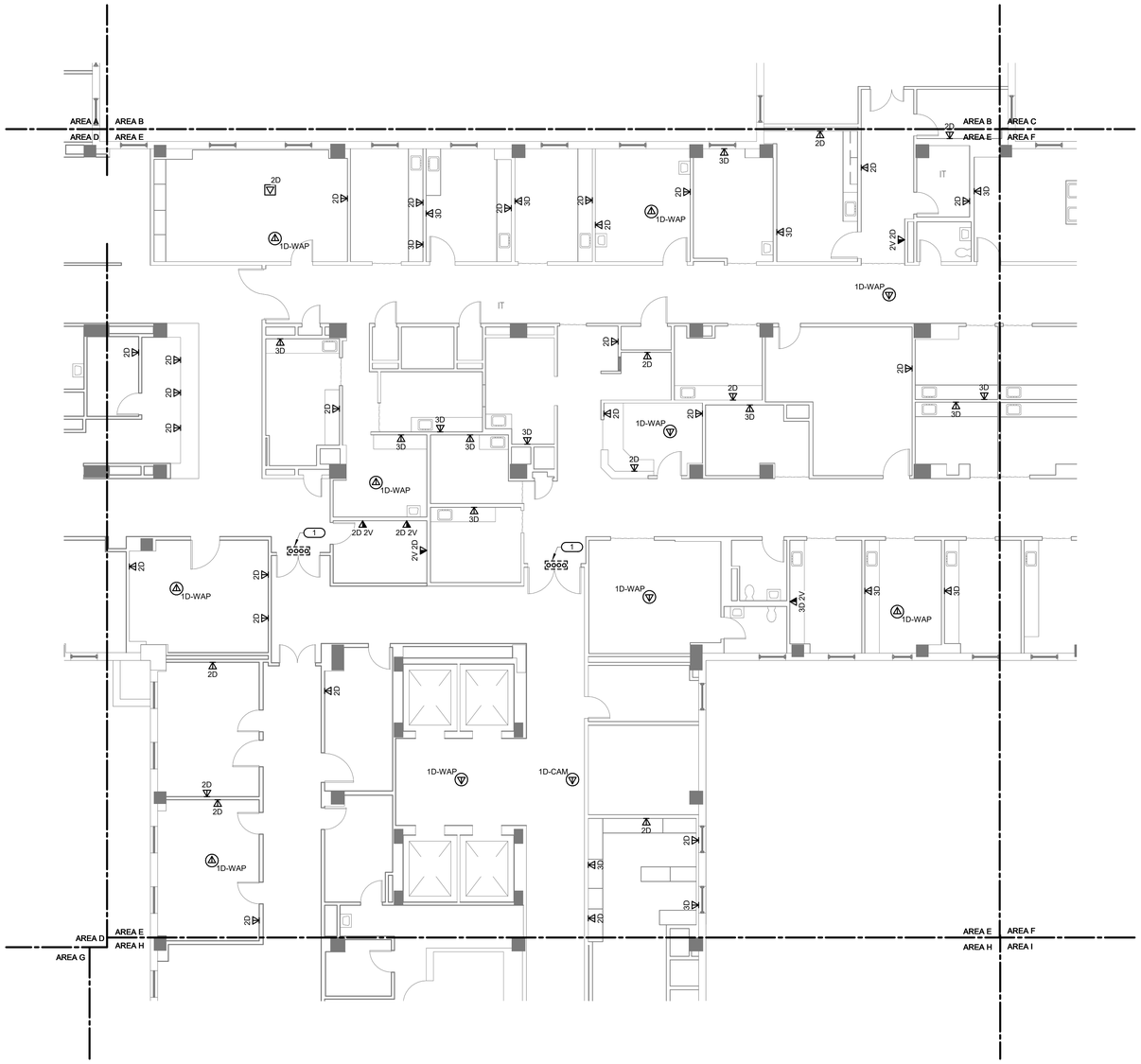

1 BUILDING 111 EIGHTH FLOOR PLAN - TECHNOLOGY - AREA E

1/8" = 1'-0"

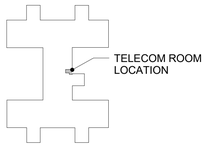

KEY PLAN - BLDG 111

NTS

TRUE NORTH
PLAN NORTH

Revisions:	Date:
35% SCHEMATIC DESIGN SUBMISSION	5.17.21
65% DESIGN DEVELOPMENT SUBMISSION	6.15.21
65% DESIGN DEVELOPMENT RESUBMISSION	8.25.21

CONSULTANT

IMEG
The FUTURE. Built Smarter. www.imegcorp.com
15 SUNNEN DRIVE
SUITE 104
ST. LOUIS, MO 63143
P: 314.645.1132 F: 314.645.1173
PROJECT #18004375.03

ARCHITECT/ENGINEER OF RECORD

Romanyk Consulting
Focusing on what matters
Romanyk Consulting Corp. www.romanykconsulting.com
3308 Preston Road, Suite 350-164, Plano, Texas 75093

STAMP

REGISTERED COMMUNICATIONS DISTRIBUTION DESIGNER
Bicsi
DAVID LARSON
BICSI ID # 1050598
Expires 12-31-25
RCDD

Office of Construction and Facilities Management

VA U.S. Department of Veterans Affairs

Drawing Title: BUILDING 111 EIGHTH FLOOR PLAN - TECHNOLOGY - AREA E

Approved:

Phase: FINAL BID DOCUMENTS

Sprinklered: FULLY SPRINKLERED

Project Title: EHRM INFRASTRUCTURE UPGRADES - MILWAUKEE, WI

Location: 5000 W. NATIONAL AVENUE MILWAUKEE, WI

Issue Date: SEPTEMBER 05, 2025

Checked: PHINIE

Drawn: MAIBEJ

Project Number: 695-21-700

Building Number: 111

Drawing Number: 111-TN1108E

VA FORM 08 - 6231

Autodesk Docs://OCFM East - Milwaukee EHRM (R24)/T24_18004375.03_VA MilwEHRM_C.rvt

9/3/2025 4:04:03 PM

GENERAL NOTES:

1. REFER TO 1/TN400 FOR TECHNOLOGY ROUGH IN DETAIL.
2. ALL NETWORK CABLES ON THIS SHEET SHALL TERMINATE IN TR-111-8409.
3. CONTRACTOR TO PROVIDE NEW J-HOOK ROUTES FOR ALL NEW CABLING. J-HOOK SIZE AND QUANTITY TO BE PER MANUFACTURER RECOMMENDATIONS.
4. REFER TO TN500-TN509 FOR RISER DIAGRAMS.
5. REFER TO SHEET TN402 FOR PENETRATION DETAILS.
6. THESE DRAWINGS MAKE THE BEST ATTEMPT TO IDENTIFY EXISTING DATA DROPS/WORK AREA OUTLETS. AS LONG AS THE TOTAL NEWLY INSTALLED DATA DROP COUNT DOES NOT VARY +/- 10% IDENTIFIED ON THESE DRAWINGS, THE CONTRACTOR'S SCOPE SHALL BE UNCHANGED.
7. NEW WORK AREA OUTLETS SHALL BE LOCATED IN EXISTING BOXES. WORK AREA OUTLETS SHOWN ON THIS SHEET MAY NOT BE IN THE EXACT LOCATION AS IDENTIFIED.
8. CONTRACTOR TO INCLUDE AN ALLOWANCE FOR 10% ADDITIONAL 2-PORTS CAT6A INFORMATION OUTLETS IN THEIR PROPOSAL FOR THIS SHEET. FUTURE INFORMATION OUTLET LOCATIONS WILL BE DETERMINED BY THE VA AT A LATER DATE.

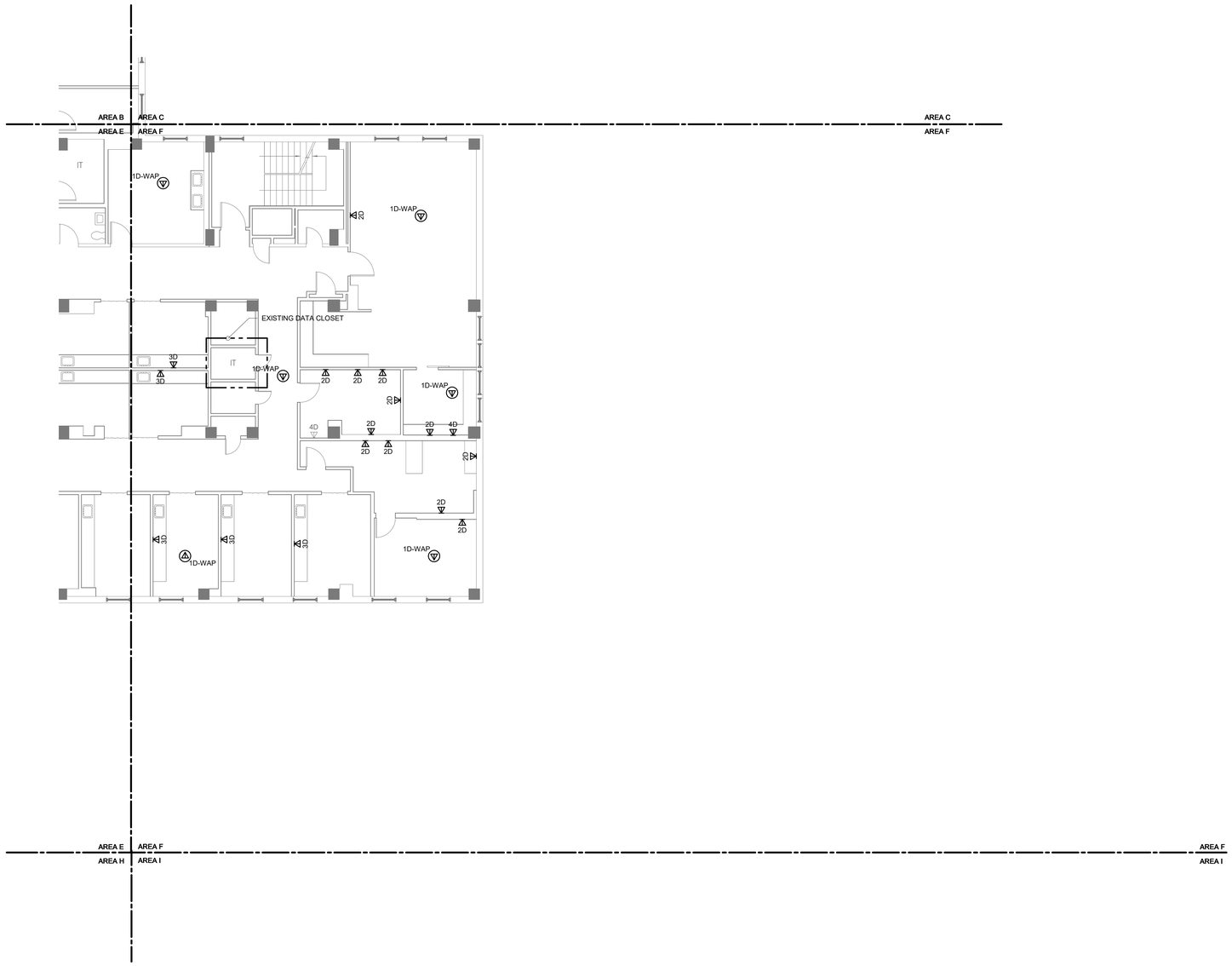

1 **BUILDING 111 EIGHTH FLOOR PLAN - TECHNOLOGY - AREA F**
1/8" = 1'-0"

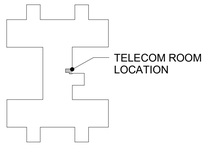

KEY PLAN - BLDG 111
NTS

TRUE NORTH
PLAN NORTH

35% SCHEMATIC DESIGN SUBMISSION	5.17.21
65% DESIGN DEVELOPMENT SUBMISSION	6.15.21
65% DESIGN DEVELOPMENT RESUBMISSION	8.25.21
Revisions:	Date:

CONSULTANT

IMEG
The FUTURE. Built Smarter www.imegcorp.com
15 SUNNEN DRIVE
SUITE 104
ST. LOUIS, MO 63143
P: 314.645.1132 F: 314.645.1173
PROJECT #18004375.03

ARCHITECT/ENGINEER OF RECORD

Romanyk Consulting
Focusing on what matters
Romanyk Consulting Corp. www.romanykconsulting.com
3308 Preston Road, Suite 350-164, Plano, Texas 75093

STAMP

REGISTERED COMMUNICATIONS DISTRIBUTION DESIGNER
Bicsi
DAVID LARSON
BICSI ID # 106098
EXPIRES 12-31-25
RCDD

Office of Construction and Facilities Management

VA U.S. Department of Veterans Affairs

Drawing Title: BUILDING 111 EIGHTH FLOOR PLAN - TECHNOLOGY - AREA F	Phase: FINAL BID DOCUMENTS	Project Title: EHRM INFRASTRUCTURE UPGRADES - MILWAUKEE, WI	Project Number: 695-21-700
			Building Number: 111
Approved:	Sprinklered: FULLY SPRINKLERED	Location: 5000 W. NATIONAL AVENUE MILWAUKEE, WI	Drawing Number: 111-TN1108F
		Issue Date: SEPTEMBER 05, 2025 / Checked: PHINIE / Drawn: MAIBEJ	

VA FORM 08 - 6231

Autodesk Docs://OCFM East - Milwaukee EHRM (R24)/T24_18004375.03_VA MilwEHRM_C.rvt
9/3/2025 4:04:04 PM

GENERAL NOTES:

1. REFER TO 1/TN400 FOR TECHNOLOGY ROUGH IN DETAIL.
2. ALL NETWORK CABLES ON THIS SHEET SHALL TERMINATE IN TR-111-8409.
3. CONTRACTOR TO PROVIDE NEW J-HOOK ROUTES FOR ALL NEW CABLING. J-HOOK SIZE AND QUANTITY TO BE PER MANUFACTURER RECOMMENDATIONS.
4. REFER TO TN500-TN509 FOR RISER DIAGRAMS.
5. REFER TO SHEET TN402 FOR PENETRATION DETAILS.
6. THESE DRAWINGS MAKE THE BEST ATTEMPT TO IDENTIFY EXISTING DATA DROPS/WORK AREA OUTLETS. AS LONG AS THE TOTAL NEWLY INSTALLED DATA DROP COUNT DOES NOT VARY +/- 10% IDENTIFIED ON THESE DRAWINGS, THE CONTRACTOR'S SCOPE SHALL BE UNCHANGED.
7. NEW WORK AREA OUTLETS SHALL BE LOCATED IN EXISTING BOXES. WORK AREA OUTLETS SHOWN ON THIS SHEET MAY NOT BE IN THE EXACT LOCATION AS IDENTIFIED.
8. CONTRACTOR TO INCLUDE AN ALLOWANCE FOR 10% ADDITIONAL 2-PORTS CAT6A INFORMATION OUTLETS IN THEIR PROPOSAL FOR THIS SHEET. FUTURE INFORMATION OUTLET LOCATIONS WILL BE DETERMINED BY THE VA AT A LATER DATE.

KEYNOTES: (#)

1. FIRE RATED SLEEVES SHALL BE INSTALLED AT ANY RATED WALL WHERE CABLING MUST PASS THROUGH. COORDINATE WITH ARCHITECTURAL DRAWINGS AND VERIFY EXACT LOCATIONS OF FIRE SEPARATIONS.

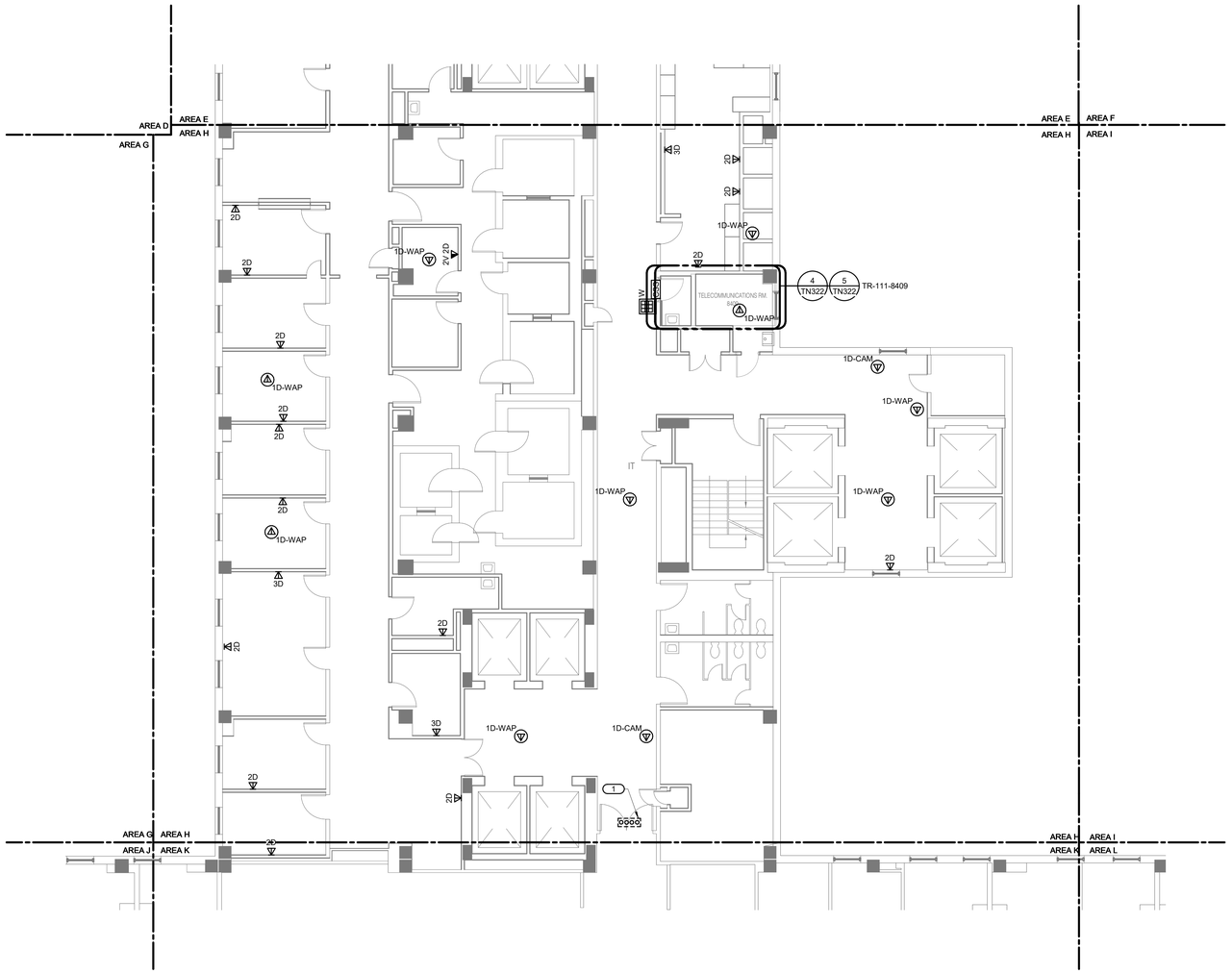

1 BUILDING 111 EIGHTH FLOOR PLAN - TECHNOLOGY - AREA H

1/8" = 1'-0"

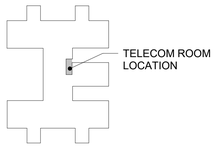

KEY PLAN - BLDG 111

NTS

TRUE NORTH
PLAN NORTH

Revisions:	Date:
35% SCHEMATIC DESIGN SUBMISSION	5.17.21
65% DESIGN DEVELOPMENT SUBMISSION	6.15.21
65% DESIGN DEVELOPMENT RESUBMISSION	8.25.21

CONSULTANT

IMEG
The FUTURE. Built Smarter www.imegcorp.com
15 SUNNEN DRIVE
SUITE 104
ST. LOUIS, MO 63143
P: 314.645.1132 F: 314.645.1173
PROJECT #18004375.03

ARCHITECT/ENGINEER OF RECORD

Romanyk Consulting
Focusing on what matters
Romanyk Consulting Corp. www.romanykconsulting.com
3308 Preston Road, Suite 350-164, Plano, Texas 75093

STAMP

REGISTERED COMMUNICATIONS DISTRIBUTION DESIGNER
Bicsi
DAVID LARSON
BICSI ID # 105098
EXPIRES 12-31-25
RCDD

Office of Construction and Facilities Management

VA U.S. Department of Veterans Affairs

Drawing Title: BUILDING 111 EIGHTH FLOOR PLAN - TECHNOLOGY - AREA H

Approved:

Phase: FINAL BID DOCUMENTS

Sprinklered: FULLY SPRINKLERED

Project Title: EHRM INFRASTRUCTURE UPGRADES - MILWAUKEE, WI

Location: 5000 W. NATIONAL AVENUE MILWAUKEE, WI

Issue Date: SEPTEMBER 05, 2025 | Checked: PHINIE | Drawn: MAIBEJ

Project Number: 695-21-700

Building Number: 111

Drawing Number: 111-TN1108H

VA FORM 08 - 6231

Autodesk Docs://OCFM East - Milwaukee EHRM (R24)/T24_18004375.03_VA MilwEHRM_C.rvt

9/3/2025 4:04:05 PM

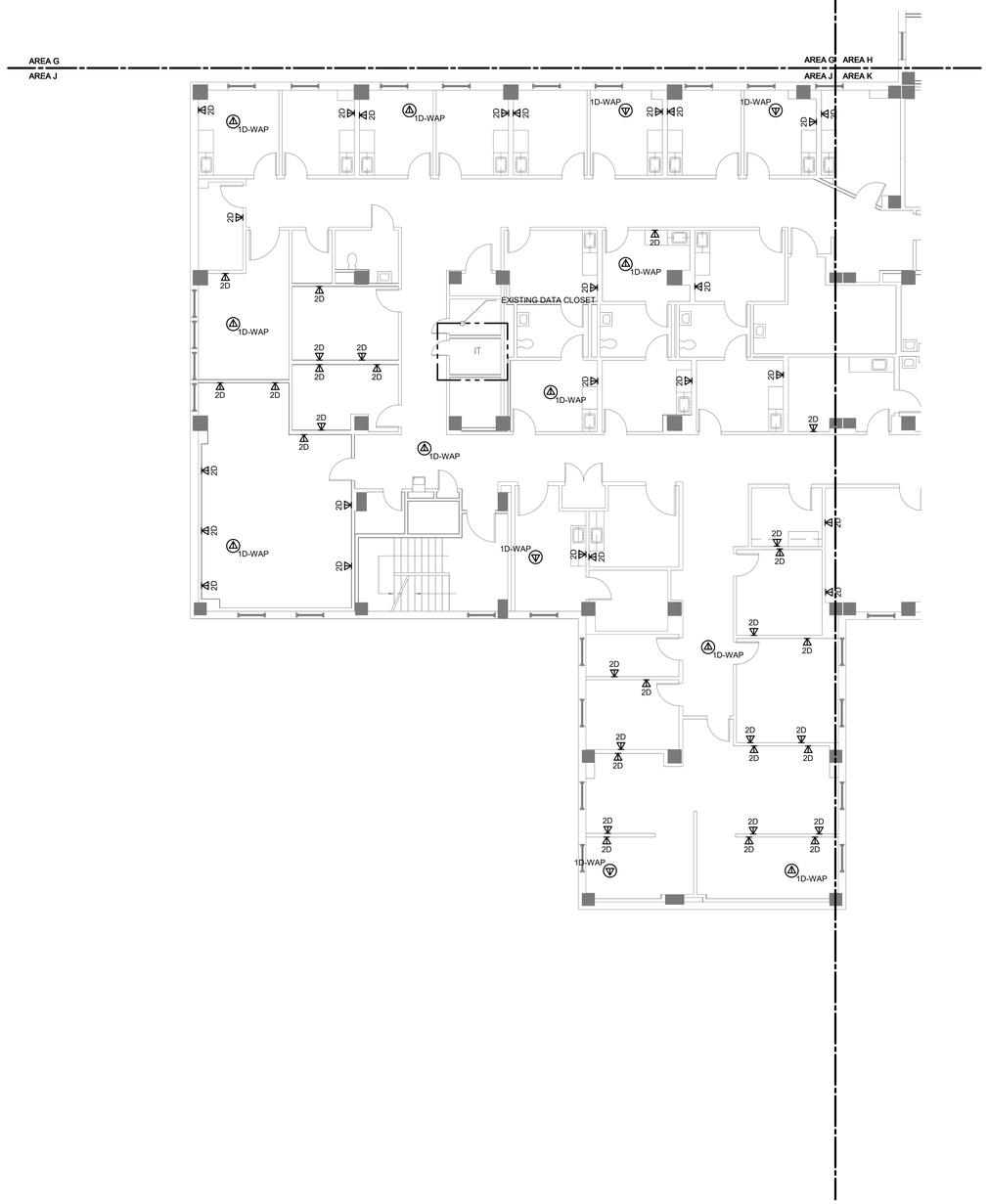

GENERAL NOTES:

1. REFER TO 1/TN400 FOR TECHNOLOGY ROUGH IN DETAIL.
2. ALL NETWORK CABLES ON THIS SHEET SHALL TERMINATE IN TR-111-8409.
3. CONTRACTOR TO PROVIDE NEW J-HOOK ROUTES FOR ALL NEW CABLING. J-HOOK SIZE AND QUANTITY TO BE PER MANUFACTURER RECOMMENDATIONS.
4. REFER TO TN500-TN509 FOR RISER DIAGRAMS.
5. REFER TO SHEET TN402 FOR PENETRATION DETAILS.
6. THESE DRAWINGS MAKE THE BEST ATTEMPT TO IDENTIFY EXISTING DATA DROPS/WORK AREA OUTLETS. AS LONG AS THE TOTAL NEWLY INSTALLED DATA DROP COUNT DOES NOT VARY +/- 10% IDENTIFIED ON THESE DRAWINGS, THE CONTRACTOR'S SCOPE SHALL BE UNCHANGED.
7. NEW WORK AREA OUTLETS SHALL BE LOCATED IN EXISTING BOXES. WORK AREA OUTLETS SHOWN ON THIS SHEET MAY NOT BE IN THE EXACT LOCATION AS IDENTIFIED.
8. CONTRACTOR TO INCLUDE AN ALLOWANCE FOR 10% ADDITIONAL 2-PORTS CAT6A INFORMATION OUTLETS IN THEIR PROPOSAL FOR THIS SHEET. FUTURE INFORMATION OUTLET LOCATIONS WILL BE DETERMINED BY THE VA AT A LATER DATE.

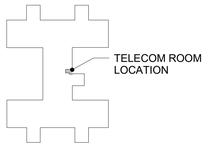

KEY PLAN - BLDG 111
NTS

1 **BUILDING 111 EIGHTH FLOOR PLAN - TECHNOLOGY - AREA J**
1/8" = 1'-0"

TRUE NORTH
PLAN NORTH

Revisions:	Date:
35% SCHEMATIC DESIGN SUBMISSION	5.17.21
65% DESIGN DEVELOPMENT SUBMISSION	6.15.21
65% DESIGN DEVELOPMENT RESUBMISSION	8.25.21

CONSULTANT

IMEG
The FUTURE. Built Smarter. www.imegcorp.com
15 SUNNEN DRIVE
SUITE 104
ST. LOUIS, MO 63143
P: 314.645.1132 F: 314.645.1173
PROJECT #18004375.03

ARCHITECT/ENGINEER OF RECORD

Romanyk Consulting
Focusing on what matters
Romanyk Consulting Corp. www.romanykconsulting.com
3308 Preston Road, Suite 350-164, Plano, Texas 75093

STAMP

REGISTERED COMMUNICATIONS DISTRIBUTION DESIGNER
Bicsi
DAVID LARSON
BICSI ID # 105098
Expires 12-31-25
RCDD

Office of Construction and Facilities Management

VA U.S. Department of Veterans Affairs

Drawing Title BUILDING 111 EIGHTH FLOOR PLAN - TECHNOLOGY - AREA J	**Phase** FINAL BID DOCUMENTS	**Project Title** EHRM INFRASTRUCTURE UPGRADES - MILWAUKEE, WI	**Project Number** 695-21-700
			Building Number 111
Approved:	**Sprinklered** FULLY SPRINKLERED	**Location** 5000 W. NATIONAL AVENUE MILWAUKEE, WI	**Drawing Number** 111-TN1108J
		Issue Date SEPTEMBER 05, 2025 / **Checked** PHINIE / **Drawn** MAIBEJ	

VA FORM 08 - 6231

Autodesk Docs://OCFM East - Milwaukee EHRM (R24)/T24_18004375.03_VA MilwEHRM_C.rvt
9/3/2025 4:04:07 PM

GENERAL NOTES:

1. REFER TO 1/TN400 FOR TECHNOLOGY ROUGH IN DETAIL.
2. ALL NETWORK CABLES ON THIS SHEET SHALL TERMINATE IN TR-111-8409.
3. CONTRACTOR TO PROVIDE NEW J-HOOK ROUTES FOR ALL NEW CABLING. J-HOOK SIZE AND QUANTITY TO BE PER MANUFACTURER RECOMMENDATIONS.
4. REFER TO TN500-TN509 FOR RISER DIAGRAMS.
5. REFER TO SHEET TN402 FOR PENETRATION DETAILS.
6. THESE DRAWINGS MAKE THE BEST ATTEMPT TO IDENTIFY EXISTING DATA DROPS/WORK AREA OUTLETS. AS LONG AS THE TOTAL NEWLY INSTALLED DATA DROP COUNT DOES NOT VARY +/- 10% IDENTIFIED ON THESE DRAWINGS, THE CONTRACTOR'S SCOPE SHALL BE UNCHANGED.
7. NEW WORK AREA OUTLETS SHALL BE LOCATED IN EXISTING BOXES. WORK AREA OUTLETS SHOWN ON THIS SHEET MAY NOT BE IN THE EXACT LOCATION AS IDENTIFIED.
8. CONTRACTOR TO INCLUDE AN ALLOWANCE FOR 10% ADDITIONAL 2-PORTS CAT6A INFORMATION OUTLETS IN THEIR PROPOSAL FOR THIS SHEET. FUTURE INFORMATION OUTLET LOCATIONS WILL BE DETERMINED BY THE VA AT A LATER DATE.

KEYNOTES: (#)

1. FIRE RATED SLEEVES SHALL BE INSTALLED AT ANY RATED WALL WHERE CABLING MUST PASS THROUGH. COORDINATE WITH ARCHITECTURAL DRAWINGS AND VERIFY EXACT LOCATIONS OF FIRE SEPARATIONS.

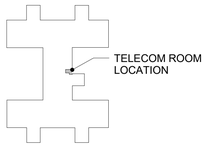

KEY PLAN - BLDG 111
NTS

1 BUILDING 111 EIGHTH FLOOR PLAN - TECHNOLOGY - AREA K

1/8" = 1'-0"

TRUE NORTH
PLAN NORTH

35% SCHEMATIC DESIGN SUBMISSION	5.17.21
65% DESIGN DEVELOPMENT SUBMISSION	6.15.21
65% DESIGN DEVELOPMENT RESUBMISSION	8.25.21
Revisions:	Date:

CONSULTANT

IMEG
The FUTURE. Built Smarter. www.imegcorp.com
15 SUNNEN DRIVE
SUITE 104
ST. LOUIS, MO 63143
P: 314.645.1132 F: 314.645.1173
PROJECT #18004375.03

ARCHITECT/ENGINEER OF RECORD

Romanyk Consulting
Focusing on what matters
Romanyk Consulting Corp. www.romanykconsulting.com
3308 Preston Road, Suite 350-164, Plano, Texas 75093

STAMP

REGISTERED COMMUNICATIONS DISTRIBUTION DESIGNER
Bicsi
DAVID LARSON
BICSI ID # 106098
Expires 12-31-25
RCDD

Office of Construction and Facilities Management
VA U.S. Department of Veterans Affairs

Drawing Title: BUILDING 111 EIGHTH FLOOR PLAN - TECHNOLOGY - AREA K

Approved:

Phase: FINAL BID DOCUMENTS

Sprinklered: FULLY SPRINKLERED

Project Title: EHRM INFRASTRUCTURE UPGRADES - MILWAUKEE, WI

Location: 5000 W. NATIONAL AVENUE MILWAUKEE, WI

Issue Date: SEPTEMBER 05, 2025
Checked: PHINIE
Drawn: MAIBEJ

Project Number: 695-21-700
Building Number: 111
Drawing Number: 111-TN1108K

VA FORM 08 - 6231

Autodesk Docs://OCFM East - Milwaukee EHRM (R24)/T24_18004375.03_VA MilwEHRM_C.rvt
9/3/2025 4:04:08 PM

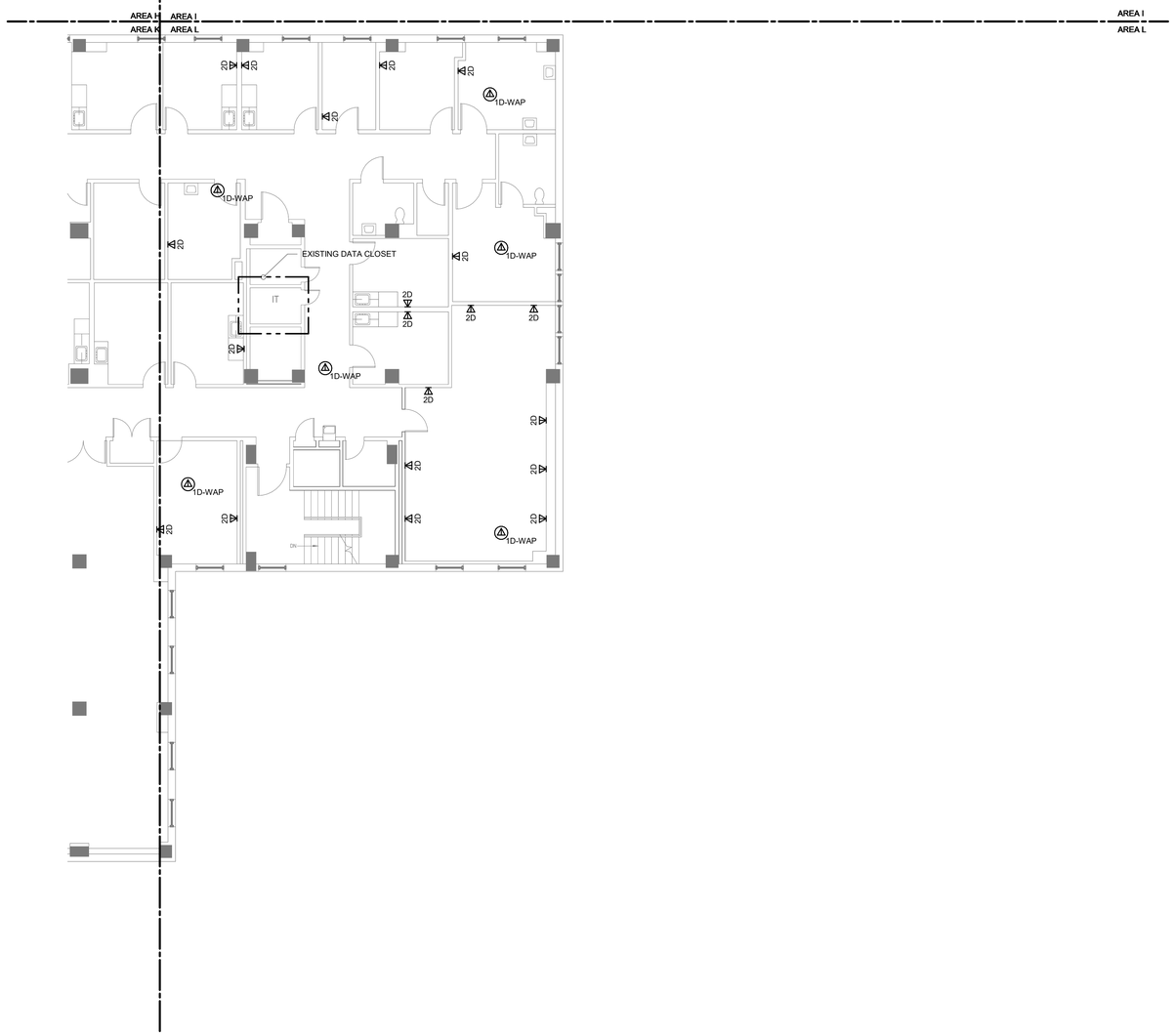

GENERAL NOTES:

1. REFER TO 1/TN400 FOR TECHNOLOGY ROUGH IN DETAIL.
2. ALL NETWORK CABLES ON THIS SHEET SHALL TERMINATE IN TR-111-8409.
3. CONTRACTOR TO PROVIDE NEW J-HOOK ROUTES FOR ALL NEW CABLING. J-HOOK SIZE AND QUANTITY TO BE PER MANUFACTURER RECOMMENDATIONS.
4. REFER TO TN500-TN509 FOR RISER DIAGRAMS.
5. REFER TO SHEET TN402 FOR PENETRATION DETAILS.
6. THESE DRAWINGS MAKE THE BEST ATTEMPT TO IDENTIFY EXISTING DATA DROPS/WORK AREA OUTLETS. AS LONG AS THE TOTAL NEWLY INSTALLED DATA DROP COUNT DOES NOT VARY +/- 10% IDENTIFIED ON THESE DRAWINGS, THE CONTRACTOR'S SCOPE SHALL BE UNCHANGED.
7. NEW WORK AREA OUTLETS SHALL BE LOCATED IN EXISTING BOXES. WORK AREA OUTLETS SHOWN ON THIS SHEET MAY NOT BE IN THE EXACT LOCATION AS IDENTIFIED.
8. CONTRACTOR TO INCLUDE AN ALLOWANCE FOR 10% ADDITIONAL 2-PORTS CAT6A INFORMATION OUTLETS IN THEIR PROPOSAL FOR THIS SHEET. FUTURE INFORMATION OUTLET LOCATIONS WILL BE DETERMINED BY THE VA AT A LATER DATE.

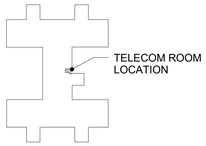

KEY PLAN - BLDG 111
NTS

1 BUILDING 111 EIGHTH FLOOR PLAN - TECHNOLOGY - AREA L
1/8" = 1'-0"

TRUE NORTH
PLAN NORTH

Revisions:	Date:
35% SCHEMATIC DESIGN SUBMISSION	5.17.21
65% DESIGN DEVELOPMENT SUBMISSION	6.15.21
65% DESIGN DEVELOPMENT RESUBMISSION	8.25.21

CONSULTANT

IMEG
The FUTURE. Built Smarter www.imegcorp.com
15 SUNNEN DRIVE
SUITE 104
ST. LOUIS, MO 63143
P: 314.645.1132 F: 314.645.1173
PROJECT #18004375.03

ARCHITECT/ENGINEER OF RECORD

Romanyk Consulting
Focusing on what matters
Romanyk Consulting Corp. www.romanykconsulting.com
3308 Preston Road, Suite 350-164, Plano, Texas 75093

STAMP

REGISTERED COMMUNICATIONS DISTRIBUTION DESIGNER
Bicsi
DAVID LARSON
BICSI ID # 1050598
Expires 12-31-25
RCDD

Office of Construction and Facilities Management

VA U.S. Department of Veterans Affairs

Drawing Title: BUILDING 111 EIGHTH FLOOR PLAN - TECHNOLOGY - AREA L	Phase: FINAL BID DOCUMENTS	Project Title: EHRM INFRASTRUCTURE UPGRADES - MILWAUKEE, WI	Project Number: 695-21-700
Approved:	Sprinklered: FULLY SPRINKLERED	Location: 5000 W. NATIONAL AVENUE MILWAUKEE, WI	Building Number: 111
		Issue Date: SEPTEMBER 05, 2025 / Checked: PHINIE / Drawn: MAIBEJ	Drawing Number: 111-TN1108L

VA FORM 08 - 6231

Autodesk Docs://OCFM East - Milwaukee EHRM (R24)/T24_18004375.03_VA MilwEHRM_C.rvt
9/3/2025 4:04:09 PM

KEYNOTES: (#)

1. EXISTING VERTICAL CHASE TO BE USED FOR BACKBONE PATHWAYS. REFER TO NEW WORK PLANS FOR ADDITIONAL INFORMATION.

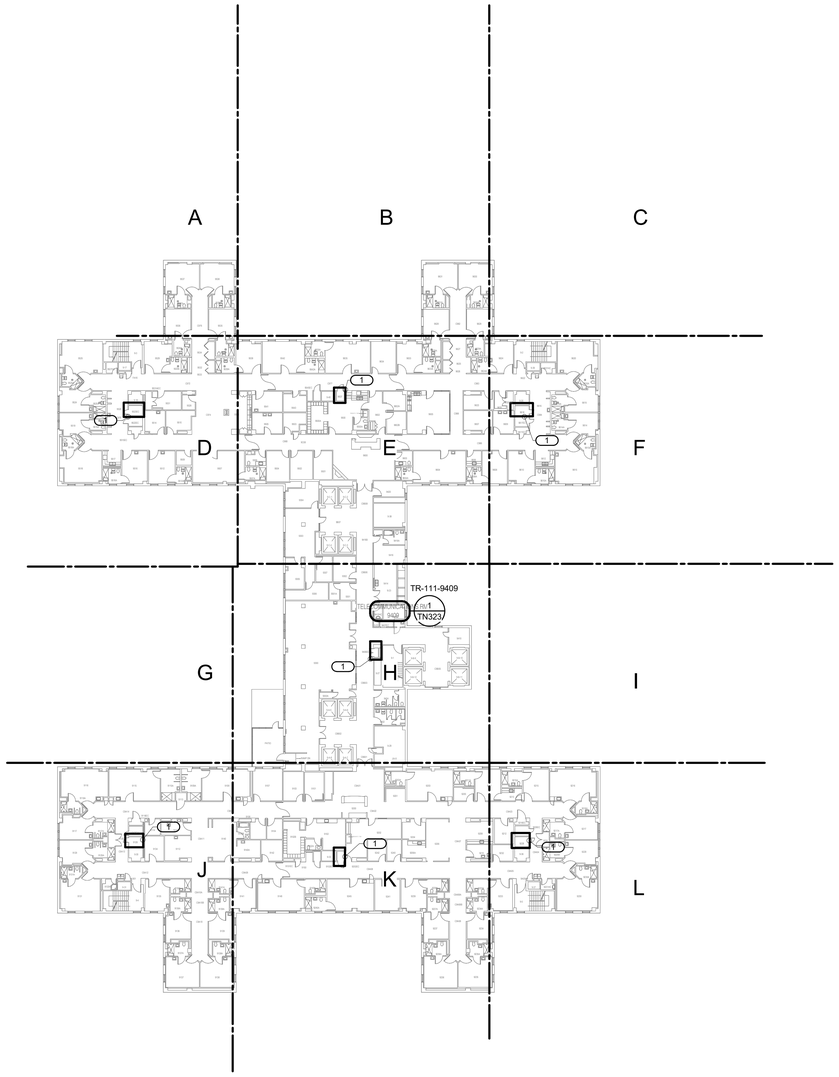

(1) BUILDING 111 NINTH FLOOR OVERALL PLAN - TECHNOLOGY

1" = 30'-0"

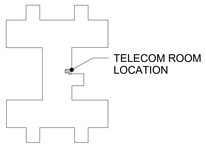

KEY PLAN - BLDG 111

NTS

TRUE NORTH
PLAN NORTH

0' 15' 30' 60'

Graphic Scale : 1" = 30'-0"

Revisions:	Date:
35% SCHEMATIC DESIGN SUBMISSION	5.17.21
65% DESIGN DEVELOPMENT SUBMISSION	6.15.21
65% DESIGN DEVELOPMENT RESUBMISSION	8.25.21

CONSULTANT

IMEG
The FUTURE. Built Smarter. www.imegcorp.com
15 SUNNEN DRIVE
SUITE 104
ST. LOUIS, MO 63143
P: 314.645.1132 F: 314.645.1173
PROJECT #18004375.03

ARCHITECT/ENGINEER OF RECORD

Romanyk Consulting
Focusing on what matters
Romanyk Consulting Corp. www.romanykconsulting.com
3308 Preston Road, Suite 350-164, Plano, Texas 75093

STAMP

REGISTERED COMMUNICATIONS DISTRIBUTION DESIGNER
Bicsi
DAVID LARSON
BICSI ID # 106098
Expires 12-31-25
RCDD

Office of Construction and Facilities Management

VA U.S. Department of Veterans Affairs

Drawing Title
BUILDING 111 NINTH FLOOR OVERALL PLAN - TECHNOLOGY

Approved:

Phase
FINAL BID DOCUMENTS

Sprinklered
FULLY SPRINKLERED

Project Title
EHRM INFRASTRUCTURE UPGRADES - MILWAUKEE, WI

Location
5000 W. NATIONAL AVENUE MILWAUKEE, WI

Issue Date SEPTEMBER 05, 2025
Checked PHINIE
Drawn MAIBEJ

Project Number 695-21-700
Building Number 111
Drawing Number 111-TN1109

VA FORM 08 - 6231

Autodesk Docs://OCFM East - Milwaukee EHRM (R24)/T24_18004375.03_VA MilwEHRM_C.rvt
9/3/2025 4:04:10 PM

GENERAL NOTES:

1. NO WORK SHOWN ON THIS SHEET. SHEET SHOWN FOR REFERENCE ONLY.

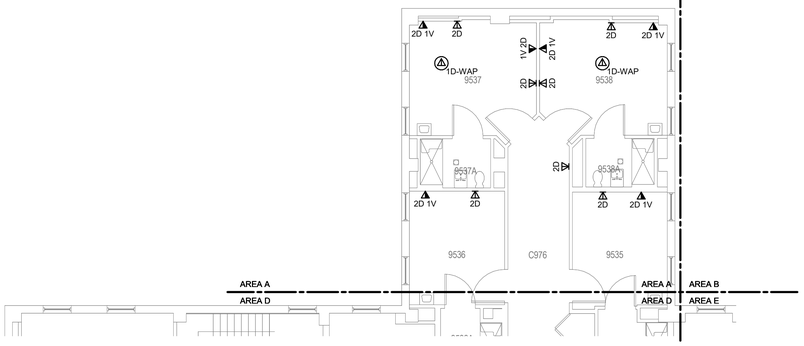

1 **BUILDING 111 NINTH FLOOR PLAN - TECHNOLOGY - AREA A**

1/8" = 1'-0"

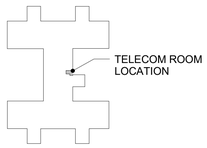

KEY PLAN - BLDG 111

NTS

Revisions:	Date:
35% SCHEMATIC DESIGN SUBMISSION	5.17.21
65% DESIGN DEVELOPMENT SUBMISSION	6.15.21
65% DESIGN DEVELOPMENT RESUBMISSION	8.25.21

CONSULTANT

IMEG
The FUTURE. Built Smarter www.imegcorp.com
15 SUNNEN DRIVE
SUITE 104
ST. LOUIS, MO 63143
P: 314.645.1132 F: 314.645.1173
PROJECT #180043750.03

ARCHITECT/ENGINEER OF RECORD

Romanyk Consulting
Focusing on what matters
Romanyk Consulting Corp. www.romanykconsulting.com
3308 Preston Road, Suite 350-164, Plano, Texas 75093

STAMP

REGISTERED COMMUNICATIONS DISTRIBUTION DESIGNER
Bicsi
DAVID LARSON
BICSI ID # 106098
Expires 12-31-25
RCDD

Office of Construction and Facilities Management

VA U.S. Department of Veterans Affairs

Drawing Title BUILDING 111 NINTH FLOOR PLAN - TECHNOLOGY - AREA A	**Phase** FINAL BID DOCUMENTS	**Project Title** EHRM INFRASTRUCTURE UPGRADES - MILWAUKEE, WI	**Project Number** 695-21-700
Approved:	**Sprinklered** FULLY SPRINKLERED	**Location** 5000 W. NATIONAL AVENUE MILWAUKEE, WI	**Building Number** 111
		Issue Date SEPTEMBER 05, 2025 / **Checked** PHINIE / **Drawn** MAIBEJ	**Drawing Number** 111-TN1109A

VA FORM 08 - 6231

Autodesk Docs://OCFM East - Milwaukee EHRM (R24)/T24_180043750.03_VA MilwEHRM_C.rvt

9/3/2025 4:04:12 PM

Graphic Scale: 1/16" = 1'-0" (0' 8' 16' 32')
Graphic Scale: 1/8" = 1'-0" (0' 4' 8' 16')
Graphic Scale: 3/32" = 1'-0" (0' 4" 8" 1' 2')
Graphic Scale: 1/4" = 1'-0" (0' 1' 2' 4')
Graphic Scale: 3/8" = 1'-0" (0' 1' 2' 4')
Graphic Scale: 1/2" = 1'-0" (0' 1' 2' 4')
Graphic Scale: 3/4" = 1'-0" (0' 6" 1' 2')
Graphic Scale: 1" = 1'-0" (0' 6" 1' 2')
Graphic Scale: 1 1/2" = 1'-0" (0' 3" 6" 1' 1' 6")

GENERAL NOTES:

1. REFER TO 1/TN400 FOR TECHNOLOGY ROUGH IN DETAIL.
2. ALL NETWORK CABLES ON THIS SHEET SHALL TERMINATE IN TR-111-9409.
3. CONTRACTOR TO PROVIDE NEW J-HOOK ROUTES FOR ALL NEW CABLING. J-HOOK SIZE AND QUANTITY TO BE PER MANUFACTURER RECOMMENDATIONS.
4. REFER TO TN500-TN509 FOR RISER DIAGRAMS.
5. REFER TO SHEET TN402 FOR PENETRATION DETAILS.
6. THESE DRAWINGS MAKE THE BEST ATTEMPT TO IDENTIFY EXISTING DATA DROPS/WORK AREA OUTLETS. AS LONG AS THE TOTAL NEWLY INSTALLED DATA DROP COUNT DOES NOT VARY +/- 10% IDENTIFIED ON THESE DRAWINGS, THE CONTRACTOR'S SCOPE SHALL BE UNCHANGED.
7. NEW WORK AREA OUTLETS SHALL BE LOCATED IN EXISTING BOXES. WORK AREA OUTLETS SHOWN ON THIS SHEET MAY NOT BE IN THE EXACT LOCATION AS IDENTIFIED.
8. CONTRACTOR TO INCLUDE AN ALLOWANCE FOR 10% ADDITIONAL 2-PORTS CAT6A INFORMATION OUTLETS IN THEIR PROPOSAL FOR THIS SHEET. FUTURE INFORMATION OUTLET LOCATIONS WILL BE DETERMINED BY THE VA AT A LATER DATE.

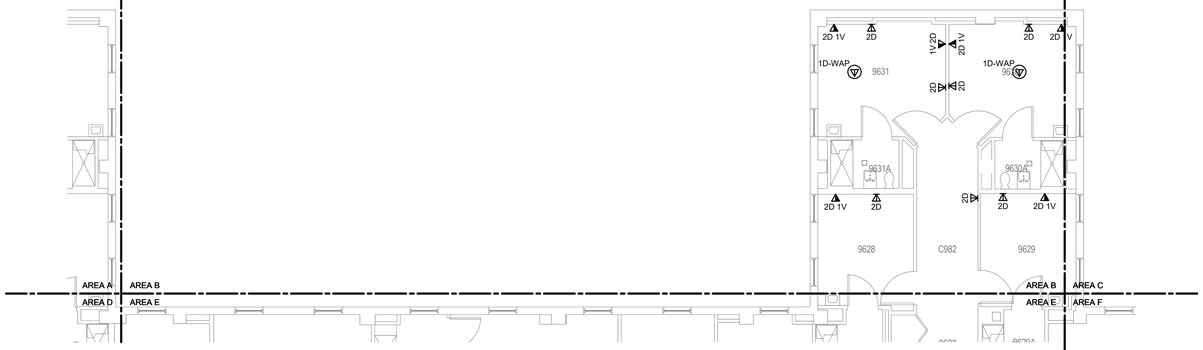

1 **BUILDING 111 NINTH FLOOR PLAN - TECHNOLOGY - AREA B**
1/8" = 1'-0"

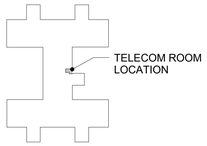

KEY PLAN - BLDG 111
NTS

TRUE NORTH
PLAN NORTH

Revisions:	Date:
35% SCHEMATIC DESIGN SUBMISSION	5.17.21
65% DESIGN DEVELOPMENT SUBMISSION	6.15.21
65% DESIGN DEVELOPMENT RESUBMISSION	8.25.21

CONSULTANT

IMEG
The FUTURE. Built Smarter. www.imegcorp.com
15 SUNNEN DRIVE
SUITE 104
ST. LOUIS, MO 63143
P: 314.645.1132 F: 314.645.1173
PROJECT #18004375.03

ARCHITECT/ENGINEER OF RECORD

Romanyk Consulting
Focusing on what matters
Romanyk Consulting Corp. www.romanykconsulting.com
3308 Preston Road, Suite 350-164, Plano, Texas 75093

STAMP

REGISTERED COMMUNICATIONS DISTRIBUTION DESIGNER
Bicsi
DAVID LARSON
BICSI ID # 105098
Expires 12-31-25
RCDD

Office of Construction and Facilities Management

VA U.S. Department of Veterans Affairs

Approved:

Drawing Title: BUILDING 111 NINTH FLOOR PLAN - TECHNOLOGY - AREA B

Phase: FINAL BID DOCUMENTS

Sprinklered: FULLY SPRINKLERED

Project Title: EHRM INFRASTRUCTURE UPGRADES - MILWAUKEE, WI

Location: 5000 W. NATIONAL AVENUE MILWAUKEE, WI

Issue Date: SEPTEMBER 05, 2025

Checked: PHINIE

Drawn: MAIBEJ

Project Number: 695-21-700

Building Number: 111

Drawing Number: 111-TN1109B

VA FORM 08 - 6231

Autodesk Docs://OCFM East - Milwaukee EHRM (R24)/T24_18004375.03_VA MilwEHRM_C.rvt
9/3/2025 4:04:13 PM

GENERAL NOTES:

1. REFER TO 1/TN400 FOR TECHNOLOGY ROUGH IN DETAIL.
2. ALL NETWORK CABLES ON THIS SHEET SHALL TERMINATE IN TR-111-9409.
3. CONTRACTOR TO PROVIDE NEW J-HOOK ROUTES FOR ALL NEW CABLING. J-HOOK SIZE AND QUANTITY TO BE PER MANUFACTURER RECOMMENDATIONS.
4. REFER TO TN500-TN509 FOR RISER DIAGRAMS.
5. REFER TO SHEET TN402 FOR PENETRATION DETAILS.
6. THESE DRAWINGS MAKE THE BEST ATTEMPT TO IDENTIFY EXISTING DATA DROPS/WORK AREA OUTLETS. AS LONG AS THE TOTAL NEWLY INSTALLED DATA DROP COUNT DOES NOT VARY +/- 10% IDENTIFIED ON THESE DRAWINGS, THE CONTRACTOR'S SCOPE SHALL BE UNCHANGED.
7. NEW WORK AREA OUTLETS SHALL BE LOCATED IN EXISTING BOXES. WORK AREA OUTLETS SHOWN ON THIS SHEET MAY NOT BE IN THE EXACT LOCATION AS IDENTIFIED.
8. CONTRACTOR TO INCLUDE AN ALLOWANCE FOR 10% ADDITIONAL 2-PORTS CAT6A INFORMATION OUTLETS IN THEIR PROPOSAL FOR THIS SHEET. FUTURE INFORMATION OUTLET LOCATIONS WILL BE DETERMINED BY THE VA AT A LATER DATE.

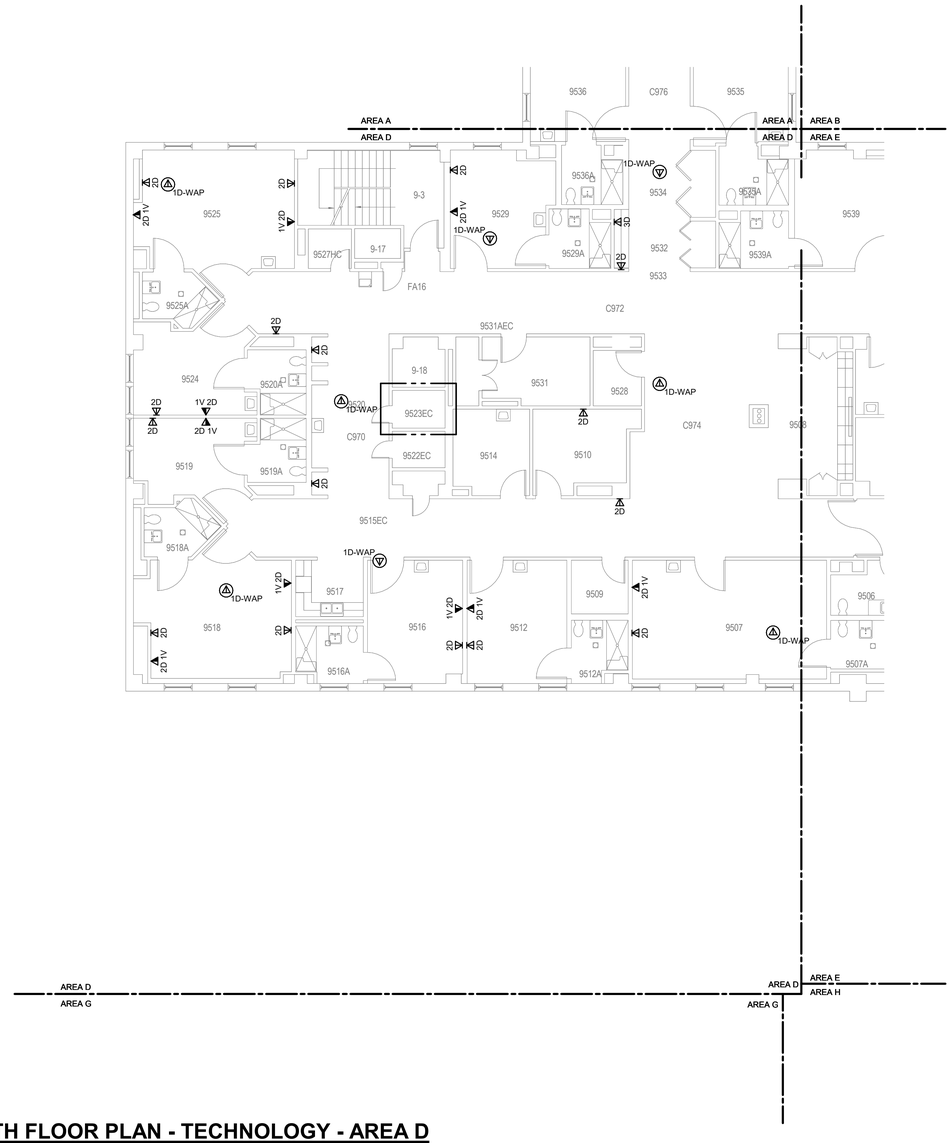

1 BUILDING 111 NINTH FLOOR PLAN - TECHNOLOGY - AREA D
1/8" = 1'-0"

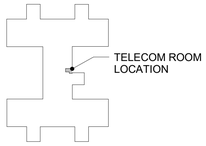

KEY PLAN - BLDG 111
NTS

35% SCHEMATIC DESIGN SUBMISSION	5.17.21
65% DESIGN DEVELOPMENT SUBMISSION	6.15.21
65% DESIGN DEVELOPMENT RESUBMISSION	8.25.21
Revisions:	Date:

CONSULTANT

IMEG
The FUTURE. Built Smarter www.imegcorp.com
15 SUNNEN DRIVE
SUITE 104
ST. LOUIS, MO 63143
P: 314.645.1132 F: 314.645.1173
PROJECT #18004375.03

ARCHITECT/ENGINEER OF RECORD

Romanyk Consulting
Focusing on what matters
Romanyk Consulting Corp. www.romanykconsulting.com
3308 Preston Road, Suite 350-164, Plano, Texas 75093

STAMP

REGISTERED COMMUNICATIONS DISTRIBUTION DESIGNER
Bicsi
DAVID LARSON
BICSI ID # 106098
Expires 12-31-25
RCDD

Office of Construction and Facilities Management

VA U.S. Department of Veterans Affairs

Drawing Title: BUILDING 111 NINTH FLOOR PLAN - TECHNOLOGY - AREA D

Approved:

Phase: FINAL BID DOCUMENTS

Sprinklered: FULLY SPRINKLERED

Project Title: EHRM INFRASTRUCTURE UPGRADES - MILWAUKEE, WI

Location: 5000 W. NATIONAL AVENUE MILWAUKEE, WI

Issue Date: SEPTEMBER 05, 2025

Checked: PHINIE

Drawn: MAIBEJ

Project Number: 695-21-700

Building Number: 111

Drawing Number: 111-TN1109D

VA FORM 08 - 6231

Autodesk Docs://OCFM East - Milwaukee EHRM (R24)/T24_18004375.03_VA MilwEHRM_C.rvt

9/3/2025 4:04:14 PM

GENERAL NOTES:

1. REFER TO 1/TN400 FOR TECHNOLOGY ROUGH IN DETAIL.
2. ALL NETWORK CABLES ON THIS SHEET SHALL TERMINATE IN TR-111-9409.
3. CONTRACTOR TO PROVIDE NEW J-HOOK ROUTES FOR ALL NEW CABLING. J-HOOK SIZE AND QUANTITY TO BE PER MANUFACTURER RECOMMENDATIONS.
4. REFER TO TN500-TN509 FOR RISER DIAGRAMS.
5. REFER TO SHEET TN402 FOR PENETRATION DETAILS.
6. THESE DRAWINGS MAKE THE BEST ATTEMPT TO IDENTIFY EXISTING DATA DROPS/WORK AREA OUTLETS. AS LONG AS THE TOTAL NEWLY INSTALLED DATA DROP COUNT DOES NOT VARY +/- 10% IDENTIFIED ON THESE DRAWINGS, THE CONTRACTOR'S SCOPE SHALL BE UNCHANGED.
7. NEW WORK AREA OUTLETS SHALL BE LOCATED IN EXISTING BOXES. WORK AREA OUTLETS SHOWN ON THIS SHEET MAY NOT BE IN THE EXACT LOCATION AS IDENTIFIED.
8. CONTRACTOR TO INCLUDE AN ALLOWANCE FOR 10% ADDITIONAL 2-PORTS CAT6A INFORMATION OUTLETS IN THEIR PROPOSAL FOR THIS SHEET. FUTURE INFORMATION OUTLET LOCATIONS WILL BE DETERMINED BY THE VA AT A LATER DATE.

KEYNOTES: (#)

1. FIRE RATED SLEEVES SHALL BE INSTALLED AT ANY RATED WALL WHERE CABLING MUST PASS THROUGH. COORDINATE WITH ARCHITECTURAL DRAWINGS AND VERIFY EXACT LOCATIONS OF FIRE SEPARATIONS.

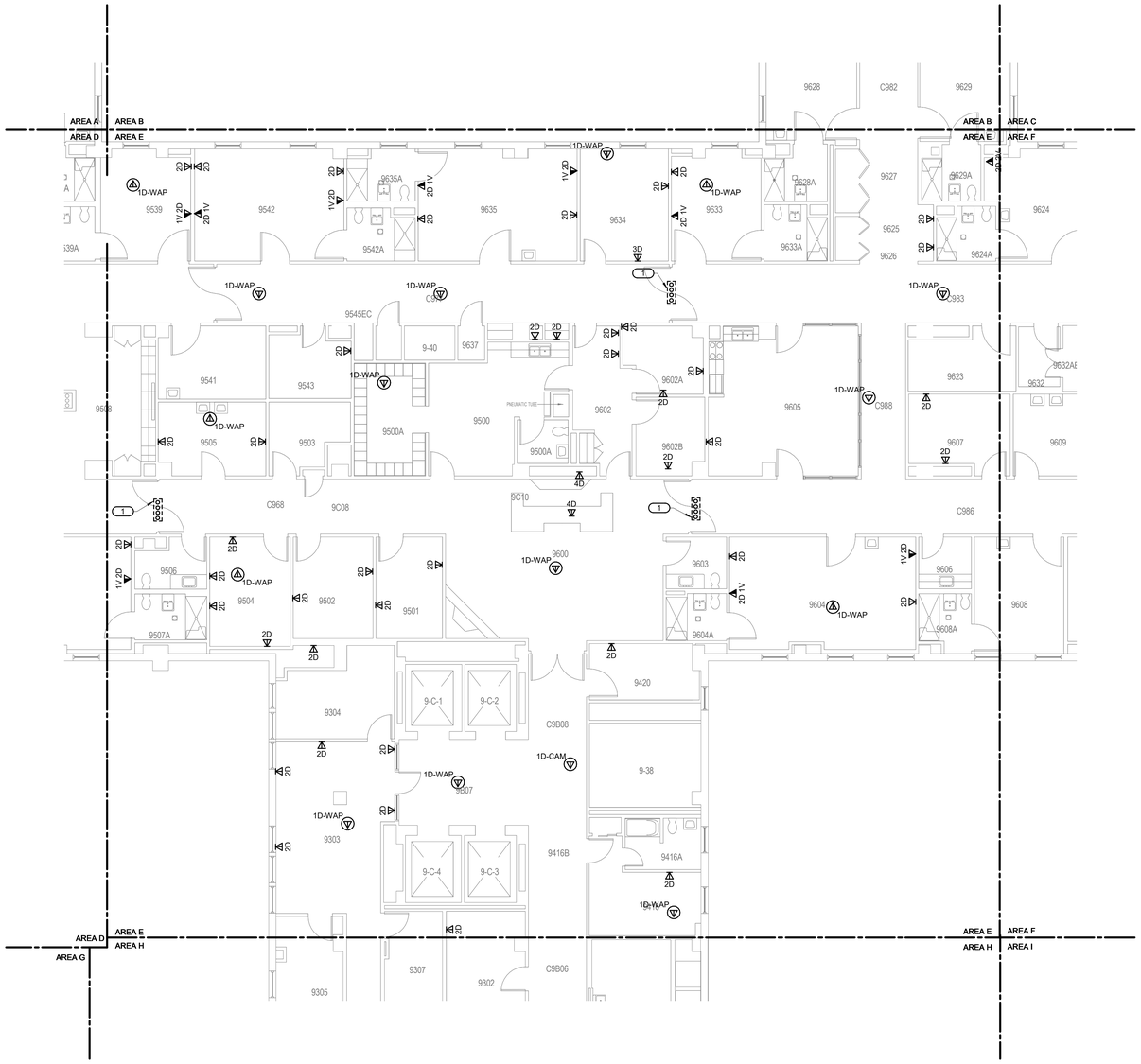

1 **BUILDING 111 NINTH FLOOR PLAN - TECHNOLOGY - AREA E**
1/8" = 1'-0"

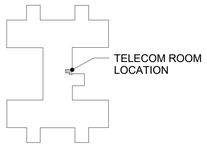

KEY PLAN - BLDG 111
NTS

TRUE NORTH
PLAN NORTH

Revisions:	Date:
35% SCHEMATIC DESIGN SUBMISSION	5.17.21
65% DESIGN DEVELOPMENT SUBMISSION	6.15.21
65% DESIGN DEVELOPMENT RESUBMISSION	8.25.21

CONSULTANT

IMEG
The FUTURE Built Smarter www.imegcorp.com
15 SUNNEN DRIVE
SUITE 104
ST. LOUIS, MO 63143
P: 314.645.1132 F: 314.645.1173
PROJECT #18004375.03

ARCHITECT/ENGINEER OF RECORD

Romanyk Consulting
Focusing on what matters
Romanyk Consulting Corp. www.romanykconsulting.com
3308 Preston Road, Suite 350-164, Plano, Texas 75093

STAMP

REGISTERED COMMUNICATIONS DISTRIBUTION DESIGNER
Bicsi
DAVID LARSON
BICSI ID # 106098
EXPIRES 12-31-25
RCDD

Office of Construction and Facilities Management

VA U.S. Department of Veterans Affairs

Drawing Title: BUILDING 111 NINTH FLOOR PLAN - TECHNOLOGY - AREA E

Approved:

Phase: FINAL BID DOCUMENTS

Sprinklered: FULLY SPRINKLERED

Project Title: EHRM INFRASTRUCTURE UPGRADES - MILWAUKEE, WI

Location: 5000 W. NATIONAL AVENUE MILWAUKEE, WI

Issue Date: SEPTEMBER 05, 2025 | Checked: PHINIE | Drawn: MAIBEJ

Project Number: 695-21-700

Building Number: 111

Drawing Number: 111-TN1109E

VA FORM 08 - 6231

Autodesk Docs://OCFM East - Milwaukee EHRM (R24)/T24_18004375.03_VA MilwEHRM_C.rvt

9/3/2025 4:04:15 PM

Graphic Scale: 1/8" = 1'-0"
Graphic Scale: 1/16" = 1'-0"
Graphic Scale: 3/32" = 1'-0"
Graphic Scale: 1/4" = 1'-0"
Graphic Scale: 3/8" = 1'-0"
Graphic Scale: 1/2" = 1'-0"
Graphic Scale: 3/4" = 1'-0"
Graphic Scale: 1" = 1'-0"
Graphic Scale: 1 1/2" = 1'-0"

GENERAL NOTES:

1. REFER TO 1/TN400 FOR TECHNOLOGY ROUGH IN DETAIL.
2. ALL NETWORK CABLES ON THIS SHEET SHALL TERMINATE IN TR-111-9409.
3. CONTRACTOR TO PROVIDE NEW J-HOOK ROUTES FOR ALL NEW CABLING. J-HOOK SIZE AND QUANTITY TO BE PER MANUFACTURER RECOMMENDATIONS.
4. REFER TO TN500-TN509 FOR RISER DIAGRAMS.
5. REFER TO SHEET TN402 FOR PENETRATION DETAILS.
6. THESE DRAWINGS MAKE THE BEST ATTEMPT TO IDENTIFY EXISTING DATA DROPS/WORK AREA OUTLETS. AS LONG AS THE TOTAL NEWLY INSTALLED DATA DROP COUNT DOES NOT VARY +/- 10% IDENTIFIED ON THESE DRAWINGS, THE CONTRACTOR'S SCOPE SHALL BE UNCHANGED.
7. NEW WORK AREA OUTLETS SHALL BE LOCATED IN EXISTING BOXES. WORK AREA OUTLETS SHOWN ON THIS SHEET MAY NOT BE IN THE EXACT LOCATION AS IDENTIFIED.
8. CONTRACTOR TO INCLUDE AN ALLOWANCE FOR 10% ADDITIONAL 2-PORTS CAT6A INFORMATION OUTLETS IN THEIR PROPOSAL FOR THIS SHEET. FUTURE INFORMATION OUTLET LOCATIONS WILL BE DETERMINED BY THE VA AT A LATER DATE.

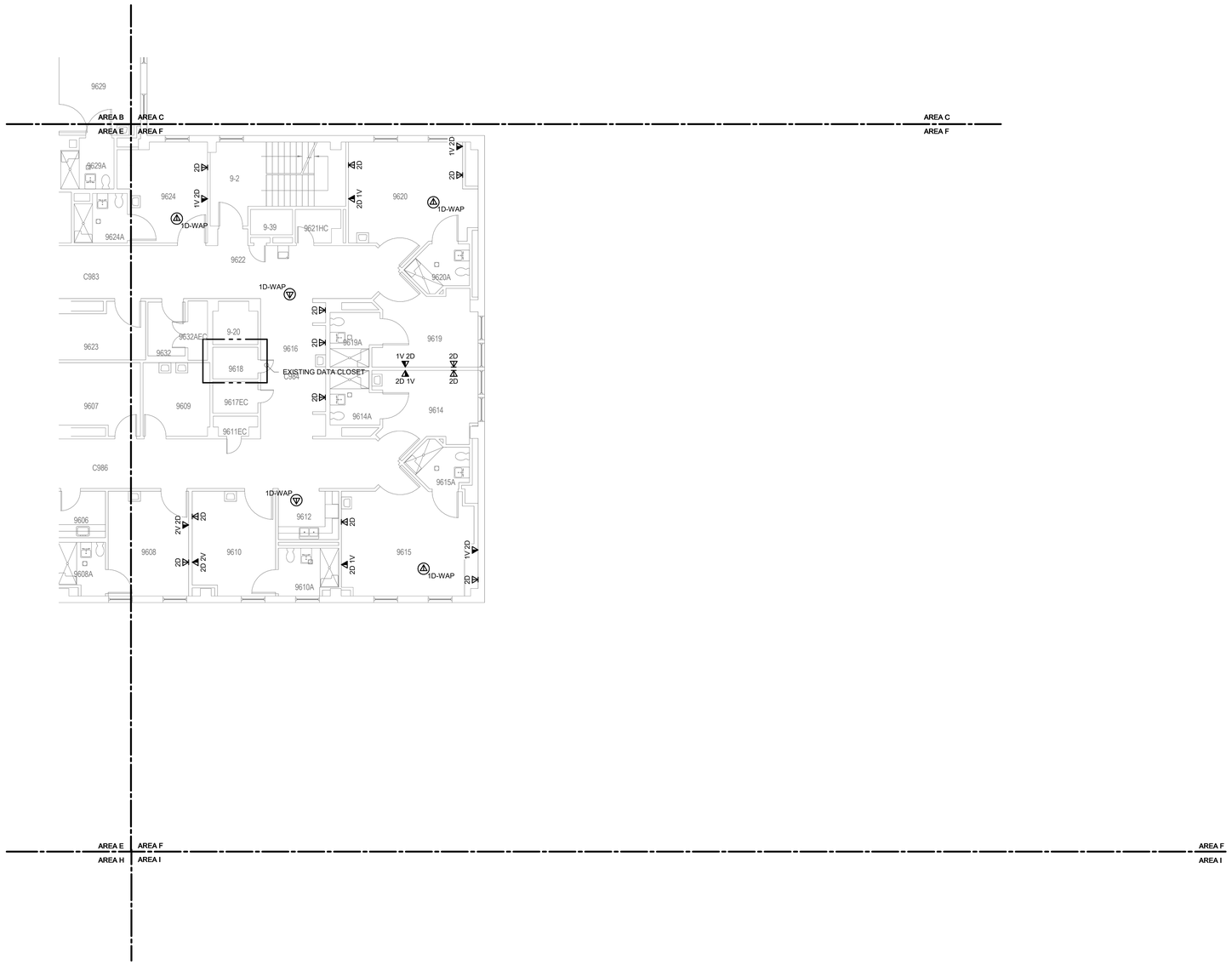

1 **BUILDING 111 NINTH FLOOR PLAN - TECHNOLOGY - AREA F**
1/8" = 1'-0"

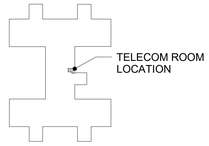

KEY PLAN - BLDG 111
NTS

TRUE NORTH
PLAN NORTH

35% SCHEMATIC DESIGN SUBMISSION	5.17.21
65% DESIGN DEVELOPMENT SUBMISSION	6.15.21
65% DESIGN DEVELOPMENT RESUBMISSION	8.25.21
Revisions:	Date:

CONSULTANT

IMEG
The FUTURE. Built Smarter. www.imegcorp.com
15 SUNNEN DRIVE
SUITE 104
ST. LOUIS, MO 63143
P: 314.645.1132 F: 314.645.1173
PROJECT #18004375.03

ARCHITECT/ENGINEER OF RECORD

Romanyk Consulting
Focusing on what matters
Romanyk Consulting Corp. www.romanykconsulting.com
3308 Preston Road, Suite 350-164, Plano, Texas 75093

STAMP

REGISTERED COMMUNICATIONS DISTRIBUTION DESIGNER
Bicsi
DAVID LARSON
BICSI ID # 106098
Expires 12-31-25
RCDD

Office of Construction and Facilities Management

VA U.S. Department of Veterans Affairs

Drawing Title: BUILDING 111 NINTH FLOOR PLAN - TECHNOLOGY - AREA F	Phase: FINAL BID DOCUMENTS	Project Title: EHRM INFRASTRUCTURE UPGRADES - MILWAUKEE, WI	Project Number: 695-21-700
Approved:	Sprinklered: FULLY SPRINKLERED	Location: 5000 W. NATIONAL AVENUE MILWAUKEE, WI	Building Number: 111
		Issue Date: SEPTEMBER 05, 2025 / Checked: PHINIE / Drawn: MAIBEJ	Drawing Number: 111-TN1109F

VA FORM 08 - 6231

Autodesk Docs://OCFM East - Milwaukee EHRM (R24)/T24_18004375.03_VA MilwEHRM_C.rvt
9/3/2025 4:04:16 PM

GENERAL NOTES:

1. REFER TO 1/TN400 FOR TECHNOLOGY ROUGH IN DETAIL.
2. ALL NETWORK CABLES ON THIS SHEET SHALL TERMINATE IN TR-111-9409.
3. CONTRACTOR TO PROVIDE NEW J-HOOK ROUTES FOR ALL NEW CABLING. J-HOOK SIZE AND QUANTITY TO BE PER MANUFACTURER RECOMMENDATIONS.
4. REFER TO TN500-TN509 FOR RISER DIAGRAMS.
5. REFER TO SHEET TN402 FOR PENETRATION DETAILS.
6. THESE DRAWINGS MAKE THE BEST ATTEMPT TO IDENTIFY EXISTING DATA DROPS/WORK AREA OUTLETS. AS LONG AS THE TOTAL NEWLY INSTALLED DATA DROP COUNT DOES NOT VARY +/- 10% IDENTIFIED ON THESE DRAWINGS, THE CONTRACTOR'S SCOPE SHALL BE UNCHANGED.
7. NEW WORK AREA OUTLETS SHALL BE LOCATED IN EXISTING BOXES. WORK AREA OUTLETS SHOWN ON THIS SHEET MAY NOT BE IN THE EXACT LOCATION AS IDENTIFIED.
8. CONTRACTOR TO INCLUDE AN ALLOWANCE FOR 10% ADDITIONAL 2-PORTS CAT6A INFORMATION OUTLETS IN THEIR PROPOSAL FOR THIS SHEET. FUTURE INFORMATION OUTLET LOCATIONS WILL BE DETERMINED BY THE VA AT A LATER DATE.

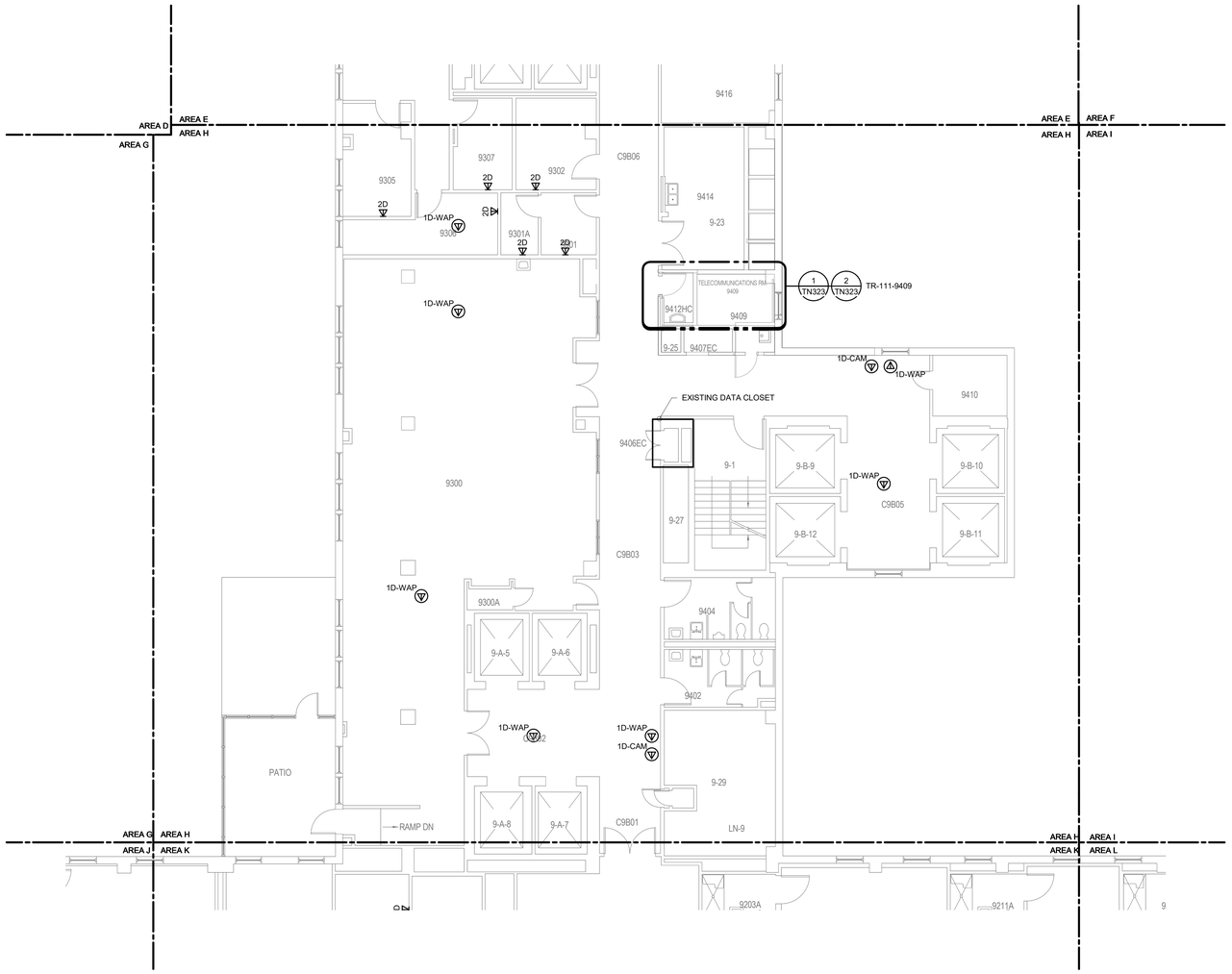

1 BUILDING 111 NINTH FLOOR PLAN - TECHNOLOGY - AREA H

1/8" = 1'-0"

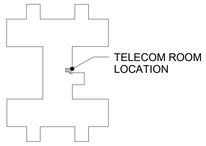

KEY PLAN - BLDG 111

NTS

TRUE NORTH
PLAN NORTH

Revisions:	Date:
35% SCHEMATIC DESIGN SUBMISSION	5.17.21
65% DESIGN DEVELOPMENT SUBMISSION	6.15.21
65% DESIGN DEVELOPMENT RESUBMISSION	8.25.21

CONSULTANT

IMEG
The FUTURE. Built Smarter www.imegcorp.com
15 SUNNEN DRIVE
SUITE 104
ST. LOUIS, MO 63143
P: 314.645.1132 F: 314.645.1173
PROJECT #18004375.03

ARCHITECT/ENGINEER OF RECORD

Romanyk Consulting
Focusing on what matters
Romanyk Consulting Corp. www.romanykconsulting.com
3308 Preston Road, Suite 350-164, Plano, Texas 75093

STAMP

REGISTERED COMMUNICATIONS DISTRIBUTION DESIGNER
Bicsi
DAVID LARSON
BICSI ID # 106098
EXPIRES 12-31-25
RCDD

Office of Construction and Facilities Management

VA U.S. Department of Veterans Affairs

Drawing Title: BUILDING 111 NINTH FLOOR PLAN - TECHNOLOGY - AREA H

Approved:

Phase: FINAL BID DOCUMENTS

Sprinklered: FULLY SPRINKLERED

Project Title: EHRM INFRASTRUCTURE UPGRADES - MILWAUKEE, WI

Location: 5000 W. NATIONAL AVENUE MILWAUKEE, WI

Issue Date: SEPTEMBER 05, 2025 | Checked: PHINIE | Drawn: MAIBEJ

Project Number: 695-21-700

Building Number: 111

Drawing Number: 111-TN1109H

VA FORM 08 - 6231

9/3/2025 4:04:18 PM

Autodesk Docs://OCFM East - Milwaukee EHRM (R24)/T24_18004375.03_VA MilwEHRM_C.rvt

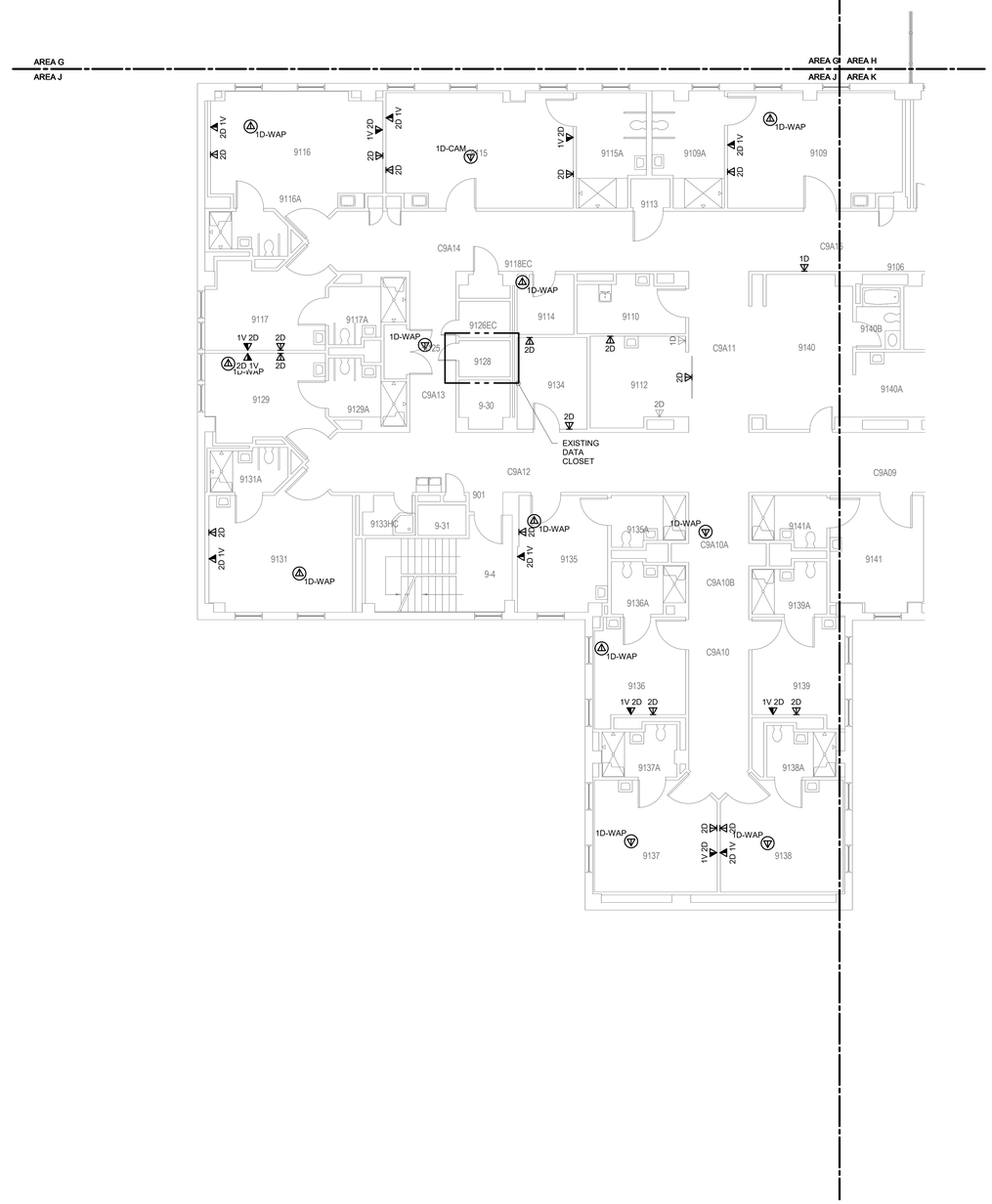

1 **BUILDING 111 NINTH FLOOR PLAN - TECHNOLOGY - AREA J**
1/8" = 1'-0"

GENERAL NOTES:

1. REFER TO 1/TN400 FOR TECHNOLOGY ROUGH IN DETAIL.
2. ALL NETWORK CABLES ON THIS SHEET SHALL TERMINATE IN TR-111-9409.
3. CONTRACTOR TO PROVIDE NEW J-HOOK ROUTES FOR ALL NEW CABLING. J-HOOK SIZE AND QUANTITY TO BE PER MANUFACTURER RECOMMENDATIONS.
4. REFER TO TN500-TN509 FOR RISER DIAGRAMS.
5. REFER TO SHEET TN402 FOR PENETRATION DETAILS.
6. THESE DRAWINGS MAKE THE BEST ATTEMPT TO IDENTIFY EXISTING DATA DROPS/WORK AREA OUTLETS. AS LONG AS THE TOTAL NEWLY INSTALLED DATA DROP COUNT DOES NOT VARY +/- 10% IDENTIFIED ON THESE DRAWINGS, THE CONTRACTOR'S SCOPE SHALL BE UNCHANGED.
7. NEW WORK AREA OUTLETS SHALL BE LOCATED IN EXISTING BOXES. WORK AREA OUTLETS SHOWN ON THIS SHEET MAY NOT BE IN THE EXACT LOCATION AS IDENTIFIED.
8. CONTRACTOR TO INCLUDE AN ALLOWANCE FOR 10% ADDITIONAL 2-PORTS CAT6A INFORMATION OUTLETS IN THEIR PROPOSAL FOR THIS SHEET. FUTURE INFORMATION OUTLET LOCATIONS WILL BE DETERMINED BY THE VA AT A LATER DATE.

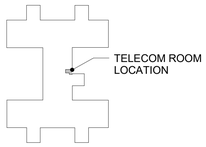

KEY PLAN - BLDG 111
NTS

TRUE NORTH
PLAN NORTH

Revisions:	Date:
35% SCHEMATIC DESIGN SUBMISSION	5.17.21
65% DESIGN DEVELOPMENT SUBMISSION	6.15.21
65% DESIGN DEVELOPMENT RESUBMISSION	8.25.21

CONSULTANT

IMEG
The FUTURE. Built Smarter www.imegcorp.com
15 SUNNEN DRIVE
SUITE 104
ST. LOUIS, MO 63143
P: 314.645.1132 F: 314.645.1173
PROJECT #18004375.03

ARCHITECT/ENGINEER OF RECORD

Romanyk Consulting
Focusing on what matters
Romanyk Consulting Corp. www.romanykconsulting.com
3308 Preston Road, Suite 350-164, Plano, Texas 75093

STAMP

REGISTERED COMMUNICATIONS DISTRIBUTION DESIGNER
BICSI
DAVID LARSON
BICSI ID # 106098
EXPIRES 12-31-25
RCDD

Office of Construction and Facilities Management

VA U.S. Department of Veterans Affairs

Drawing Title
BUILDING 111 NINTH FLOOR PLAN - TECHNOLOGY - AREA J

Approved:

Phase
FINAL BID DOCUMENTS

Sprinklered
FULLY SPRINKLERED

Project Title
EHRM INFRASTRUCTURE UPGRADES - MILWAUKEE, WI

Location
5000 W. NATIONAL AVENUE MILWAUKEE, WI

Issue Date SEPTEMBER 05, 2025
Checked PHINIE
Drawn MAIBEJ

Project Number 695-21-700
Building Number 111
Drawing Number 111-TN1109J

VA FORM 08 - 6231

Autodesk Docs://OCFM East - Milwaukee EHRM (R24)/T24_18004375.03_VA MilwEHRM_C.rvt
9/3/2025 4:04:19 PM

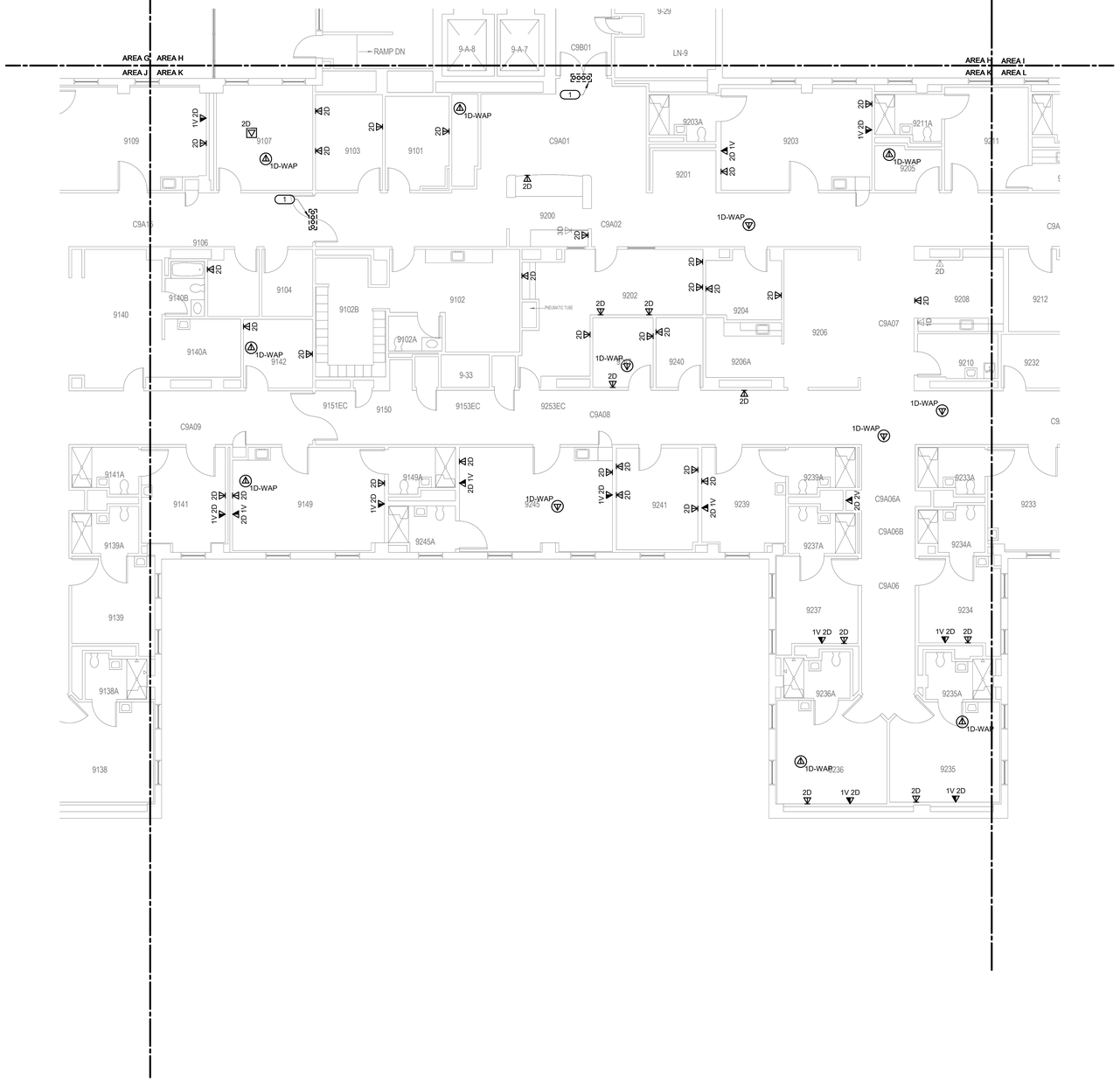

1 BUILDING 111 NINTH FLOOR PLAN - TECHNOLOGY - AREA K

1/8" = 1'-0"

GENERAL NOTES:

1. REFER TO 1/TN400 FOR TECHNOLOGY ROUGH IN DETAIL.
2. ALL NETWORK CABLES ON THIS SHEET SHALL TERMINATE IN TR-111-9409.
3. CONTRACTOR TO PROVIDE NEW J-HOOK ROUTES FOR ALL NEW CABLING. J-HOOK SIZE AND QUANTITY TO BE PER MANUFACTURER RECOMMENDATIONS.
4. REFER TO TN500-TN509 FOR RISER DIAGRAMS.
5. REFER TO SHEET TN402 FOR PENETRATION DETAILS.
6. THESE DRAWINGS MAKE THE BEST ATTEMPT TO IDENTIFY EXISTING DATA DROPS/WORK AREA OUTLETS. AS LONG AS THE TOTAL NEWLY INSTALLED DATA DROP COUNT DOES NOT VARY +/- 10% IDENTIFIED ON THESE DRAWINGS, THE CONTRACTOR'S SCOPE SHALL BE UNCHANGED.
7. NEW WORK AREA OUTLETS SHALL BE LOCATED IN EXISTING BOXES. WORK AREA OUTLETS SHOWN ON THIS SHEET MAY NOT BE IN THE EXACT LOCATION AS IDENTIFIED.
8. CONTRACTOR TO INCLUDE AN ALLOWANCE FOR 10% ADDITIONAL 2-PORTS CAT6A INFORMATION OUTLETS IN THEIR PROPOSAL FOR THIS SHEET. FUTURE INFORMATION OUTLET LOCATIONS WILL BE DETERMINED BY THE VA AT A LATER DATE.

KEYNOTES: (#)

1. FIRE RATED SLEEVES SHALL BE INSTALLED AT ANY RATED WALL WHERE CABLING MUST PASS THROUGH. COORDINATE WITH ARCHITECTURAL DRAWINGS AND VERIFY EXACT LOCATIONS OF FIRE SEPARATIONS.

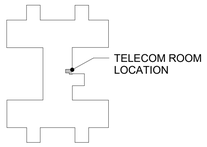

KEY PLAN - BLDG 111

NTS

TRUE NORTH
PLAN NORTH

35% SCHEMATIC DESIGN SUBMISSION	5.17.21
65% DESIGN DEVELOPMENT SUBMISSION	6.15.21
65% DESIGN DEVELOPMENT RESUBMISSION	8.25.21
Revisions:	Date:

CONSULTANT

IMEG
The FUTURE. Built Smarter. www.imegcorp.com
15 SUNNEN DRIVE
SUITE 104
ST. LOUIS, MO 63143
P: 314.645.1132 F: 314.645.1173
PROJECT #18004375.03

ARCHITECT/ENGINEER OF RECORD

Romanyk Consulting
Focusing on what matters
Romanyk Consulting Corp. www.romanykconsulting.com
3308 Preston Road, Suite 350-164, Plano, Texas 75093

STAMP

REGISTERED COMMUNICATIONS DISTRIBUTION DESIGNER
Bicsi
DAVID LARSON
BICSI ID # 106098
EXPIRES 12-31-25
RCDD

Office of Construction and Facilities Management

VA U.S. Department of Veterans Affairs

Drawing Title: BUILDING 111 NINTH FLOOR PLAN - TECHNOLOGY - AREA K

Approved:

Phase: FINAL BID DOCUMENTS

Sprinklered: FULLY SPRINKLERED

Project Title: EHRM INFRASTRUCTURE UPGRADES - MILWAUKEE, WI

Location: 5000 W. NATIONAL AVENUE MILWAUKEE, WI

Issue Date: SEPTEMBER 05, 2025 | Checked: PHINIE | Drawn: MAIBEJ

Project Number: 695-21-700

Building Number: 111

Drawing Number: 111-TN1109K

VA FORM 08 - 6231

Autodesk Docs://OCFM East - Milwaukee EHRM (R24)/T24_18004375.03_VA MilwEHRM_C.rvt

9/3/2025 4:04:20 PM

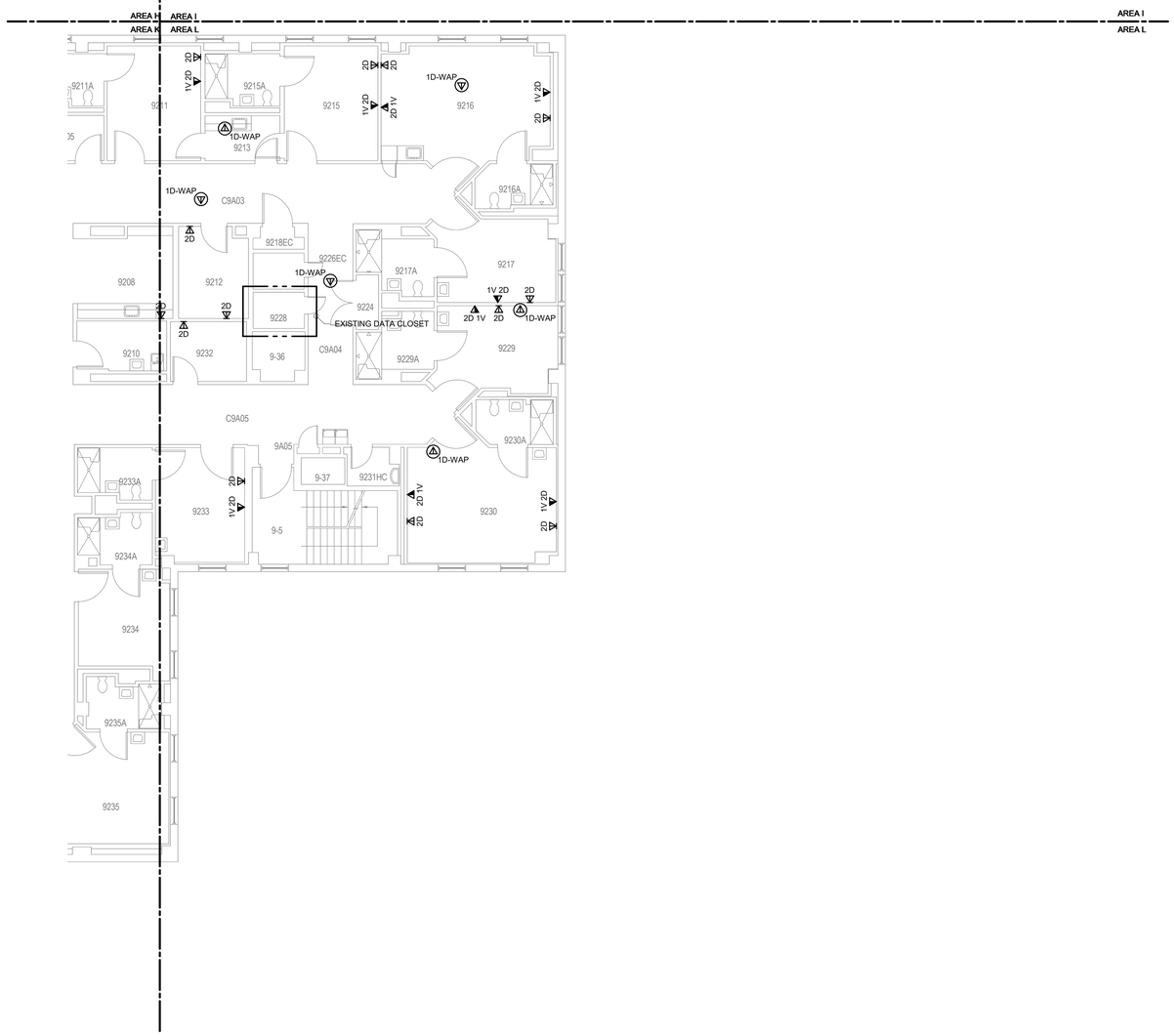

GENERAL NOTES:

1. REFER TO 1/TN400 FOR TECHNOLOGY ROUGH IN DETAIL.
2. ALL NETWORK CABLES ON THIS SHEET SHALL TERMINATE IN TR-111-9409.
3. CONTRACTOR TO PROVIDE NEW J-HOOK ROUTES FOR ALL NEW CABLING. J-HOOK SIZE AND QUANTITY TO BE PER MANUFACTURER RECOMMENDATIONS.
4. REFER TO TN500-TN509 FOR RISER DIAGRAMS.
5. REFER TO SHEET TN402 FOR PENETRATION DETAILS.
6. THESE DRAWINGS MAKE THE BEST ATTEMPT TO IDENTIFY EXISTING DATA DROPS/WORK AREA OUTLETS. AS LONG AS THE TOTAL NEWLY INSTALLED DATA DROP COUNT DOES NOT VARY +/- 10% IDENTIFIED ON THESE DRAWINGS, THE CONTRACTOR'S SCOPE SHALL BE UNCHANGED.
7. NEW WORK AREA OUTLETS SHALL BE LOCATED IN EXISTING BOXES. WORK AREA OUTLETS SHOWN ON THIS SHEET MAY NOT BE IN THE EXACT LOCATION AS IDENTIFIED.
8. CONTRACTOR TO INCLUDE AN ALLOWANCE FOR 10% ADDITIONAL 2-PORTS CAT6A INFORMATION OUTLETS IN THEIR PROPOSAL FOR THIS SHEET. FUTURE INFORMATION OUTLET LOCATIONS WILL BE DETERMINED BY THE VA AT A LATER DATE.

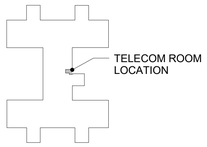

KEY PLAN - BLDG 111
NTS

TRUE NORTH
PLAN NORTH

1 BUILDING 111 NINTH FLOOR PLAN - TECHNOLOGY - AREA L
1/8" = 1'-0"

Revisions:	Date:
35% SCHEMATIC DESIGN SUBMISSION	5.17.21
65% DESIGN DEVELOPMENT SUBMISSION	6.15.21
65% DESIGN DEVELOPMENT RESUBMISSION	8.25.21

CONSULTANT

IMEG
The FUTURE. Built Smarter www.imegcorp.com
15 SUNNEN DRIVE
SUITE 104
ST. LOUIS, MO 63143
P: 314.645.1132 F: 314.645.1173
PROJECT #18004375.03

ARCHITECT/ENGINEER OF RECORD

Romanyk Consulting
Focusing on what matters
Romanyk Consulting Corp. www.romanykconsulting.com
3308 Preston Road, Suite 350-164, Plano, Texas 75093

STAMP

REGISTERED COMMUNICATIONS DISTRIBUTION DESIGNER
Bicsi
DAVID LARSON
BICSI ID # 1050598
Expires 12-31-25
RCDD

Office of Construction and Facilities Management

VA U.S. Department of Veterans Affairs

Drawing Title: BUILDING 111 NINTH FLOOR PLAN - TECHNOLOGY - AREA L	Phase: FINAL BID DOCUMENTS	Project Title: EHRM INFRASTRUCTURE UPGRADES - MILWAUKEE, WI		Project Number: 695-21-700
				Building Number: 111
Approved:	Sprinklered: FULLY SPRINKLERED	Location: 5000 W. NATIONAL AVENUE MILWAUKEE, WI		Drawing Number: 111-TN1109L
		Issue Date: SEPTEMBER 05, 2025	Checked: PHINIE	Drawn: MAIBEJ

VA FORM 08 - 6231

Autodesk Docs://OCFM East - Milwaukee EHRM (R24)/T24_18004375.03_VA MilwEHRM_C.rvt
9/3/2025 4:04:21 PM

KEYNOTES: #

1. EXISTING VERTICAL CHASE TO BE USED FOR BACKBONE PATHWAYS. REFER TO NEW WORK PLANS FOR ADDITIONAL INFORMATION.
2. HORIZONTAL CABLING IN THIS ROOM SHALL BE SHIELDED.

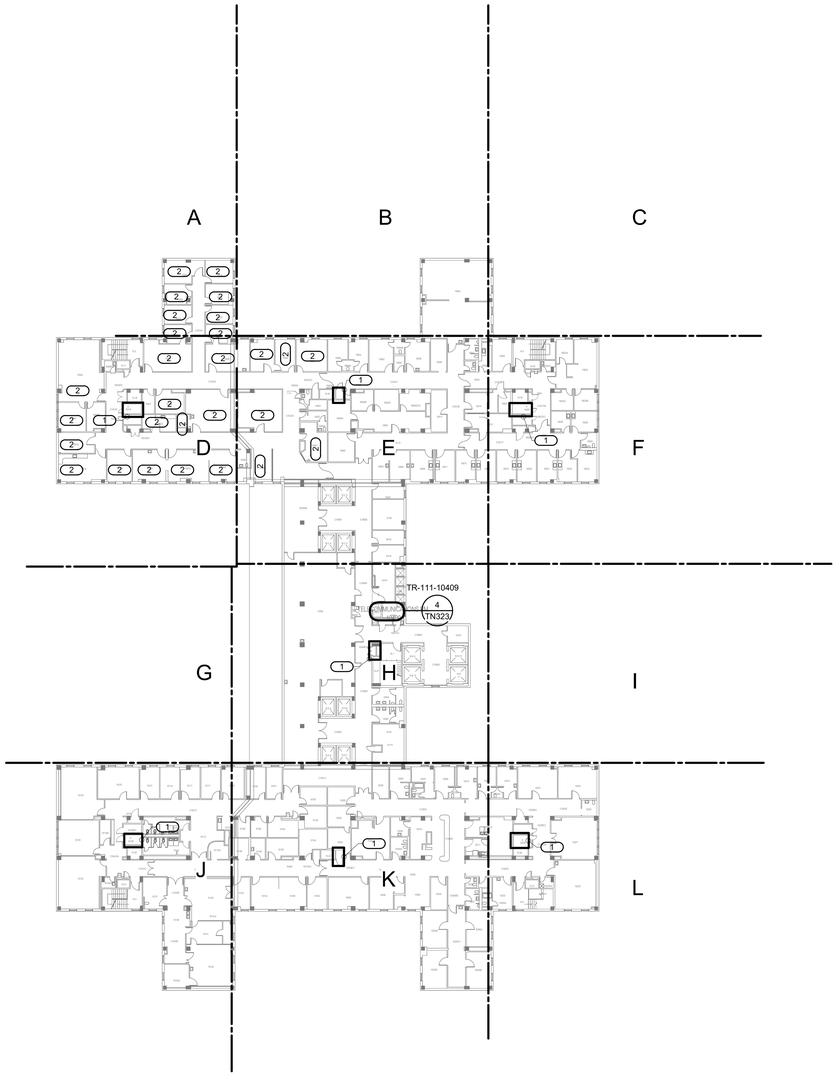

1 BUILDING 111 TENTH FLOOR OVERALL PLAN - TECHNOLOGY

1" = 30'-0"

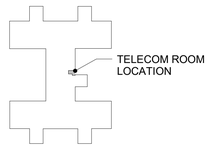

KEY PLAN - BLDG 111

NTS

TRUE NORTH
PLAN NORTH

0' 15' 30' 60'

Graphic Scale : 1" = 30'-0"

35% SCHEMATIC DESIGN SUBMISSION	5.17.21
65% DESIGN DEVELOPMENT SUBMISSION	6.15.21
65% DESIGN DEVELOPMENT RESUBMISSION	8.25.21
Revisions:	**Date:**

CONSULTANT

IMEG
The FUTURE. Built Smarter www.imegcorp.com
15 SUNNEN DRIVE
SUITE 104
ST. LOUIS, MO 63143
P: 314.645.1132 F: 314.645.1173
PROJECT #18004375.03

ARCHITECT/ENGINEER OF RECORD

Romanyk Consulting
Focusing on what matters
Romanyk Consulting Corp. www.romanykconsulting.com
3308 Preston Road, Suite 350-164, Plano, Texas 75093

STAMP

REGISTERED COMMUNICATIONS DISTRIBUTION DESIGNER
Bicsi
DAVID LARSON
BICSI ID # 106098
Expires 12-31-25
RCDD

Office of Construction and Facilities Management

VA U.S. Department of Veterans Affairs

Drawing Title
BUILDING 111 TENTH FLOOR OVERALL PLAN - TECHNOLOGY

Approved:

Phase
FINAL BID DOCUMENTS

Sprinklered
FULLY SPRINKLERED

Project Title
EHRM INFRASTRUCTURE UPGRADES - MILWAUKEE, WI

Location
5000 W. NATIONAL AVENUE MILWAUKEE, WI

Issue Date SEPTEMBER 05, 2025
Checked PHINIE
Drawn MAIBEJ

Project Number 695-21-700
Building Number 111
Drawing Number 111-TN1110

VA FORM 08 - 6231

9/3/2025 4:04:23 PM

Autodesk Docs://OCFM East - Milwaukee EHRM (R24)/T24_18004375.03_VA MilwEHRM_C.rvt

GENERAL NOTES:

1. REFER TO 1/TN400 FOR TECHNOLOGY ROUGH IN DETAIL.
2. ALL NETWORK CABLES ON THIS SHEET SHALL TERMINATE IN TR-111-10409.
3. CONTRACTOR TO PROVIDE NEW J-HOOK ROUTES FOR ALL NEW CABLING. J-HOOK SIZE AND QUANTITY TO BE PER MANUFACTURER RECOMMENDATIONS.
4. REFER TO TN500-TN509 FOR RISER DIAGRAMS.
5. REFER TO SHEET TN402 FOR PENETRATION DETAILS.
6. THESE DRAWINGS MAKE THE BEST ATTEMPT TO IDENTIFY EXISTING DATA DROPS/WORK AREA OUTLETS. AS LONG AS THE TOTAL NEWLY INSTALLED DATA DROP COUNT DOES NOT VARY +/- 10% IDENTIFIED ON THESE DRAWINGS, THE CONTRACTOR'S SCOPE SHALL BE UNCHANGED.
7. NEW WORK AREA OUTLETS SHALL BE LOCATED IN EXISTING BOXES. WORK AREA OUTLETS SHOWN ON THIS SHEET MAY NOT BE IN THE EXACT LOCATION AS IDENTIFIED.
8. CONTRACTOR TO INCLUDE AN ALLOWANCE FOR 10% ADDITIONAL 2-PORTS CAT6A INFORMATION OUTLETS IN THEIR PROPOSAL FOR THIS SHEET. FUTURE INFORMATION OUTLET LOCATIONS WILL BE DETERMINED BY THE VA AT A LATER DATE.

KEYNOTES: (#)

1. HORIZONTAL CABLING IN THIS ROOM SHALL BE SHIELDED.

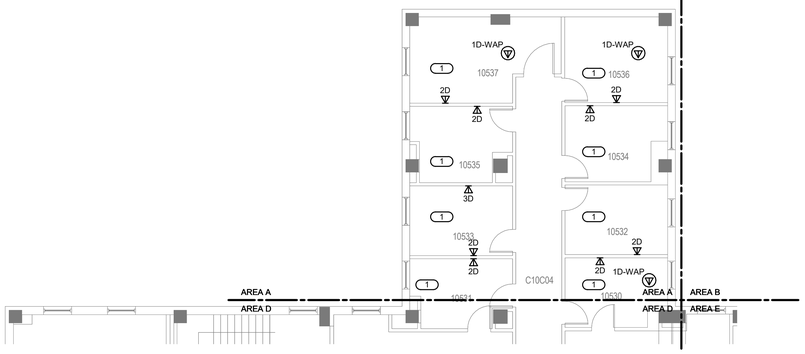

1 **BUILDING 111 TENTH FLOOR PLAN - TECHNOLOGY - AREA A**
1/8" = 1'-0"

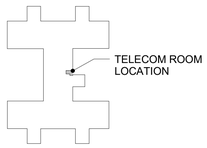

KEY PLAN - BLDG 111
NTS

TRUE NORTH
PLAN NORTH

35% SCHEMATIC DESIGN SUBMISSION	5.17.21
65% DESIGN DEVELOPMENT SUBMISSION	6.15.21
65% DESIGN DEVELOPMENT RESUBMISSION	8.25.21
Revisions:	Date:

CONSULTANT

IMEG
The FUTURE. Built Smarter www.imegcorp.com
15 SUNNEN DRIVE
SUITE 104
ST. LOUIS, MO 63143
P: 314.645.1132 F: 314.645.1173
PROJECT #180043 75.03

ARCHITECT/ENGINEER OF RECORD

Romanyk Consulting
Focusing on what matters
Romanyk Consulting Corp. www.romanykconsulting.com
3308 Preston Road, Suite 350-164, Plano, Texas 75093

STAMP

REGISTERED COMMUNICATIONS DISTRIBUTION DESIGNER
Bicsi
DAVID LARSON
BICSI ID # 106098
Expires 12-31-25
RCDD

Office of Construction and Facilities Management

VA U.S. Department of Veterans Affairs

Drawing Title BUILDING 111 TENTH FLOOR PLAN - TECHNOLOGY - AREA A	**Phase** FINAL BID DOCUMENTS	**Project Title** EHRM INFRASTRUCTURE UPGRADES - MILWAUKEE, WI	**Project Number** 695-21-700
Approved:	**Sprinklered** FULLY SPRINKLERED	**Location** 5000 W. NATIONAL AVENUE MILWAUKEE, WI	**Building Number** 111
		Issue Date SEPTEMBER 05, 2025 / **Checked** PHINIE / **Drawn** MAIBEJ	**Drawing Number** 111-TN1110A

VA FORM 08 - 6231

Autodesk Docs://OCFM East - Milwaukee EHRM (R24)/T24_180043 75.03_VA MilwEHRM_C.rvt
9/3/2025 4:04:24 PM

GENERAL NOTES:

1. REFER TO 1/TN400 FOR TECHNOLOGY ROUGH IN DETAIL.
2. ALL NETWORK CABLES ON THIS SHEET SHALL TERMINATE IN TR-111-10409.
3. CONTRACTOR TO PROVIDE NEW J-HOOK ROUTES FOR ALL NEW CABLING. J-HOOK SIZE AND QUANTITY TO BE PER MANUFACTURER RECOMMENDATIONS.
4. REFER TO TN500-TN509 FOR RISER DIAGRAMS.
5. REFER TO SHEET TN402 FOR PENETRATION DETAILS.
6. THESE DRAWINGS MAKE THE BEST ATTEMPT TO IDENTIFY EXISTING DATA DROPS/WORK AREA OUTLETS. AS LONG AS THE TOTAL NEWLY INSTALLED DATA DROP COUNT DOES NOT VARY +/- 10% IDENTIFIED ON THESE DRAWINGS, THE CONTRACTOR'S SCOPE SHALL BE UNCHANGED.
7. NEW WORK AREA OUTLETS SHALL BE LOCATED IN EXISTING BOXES. WORK AREA OUTLETS SHOWN ON THIS SHEET MAY NOT BE IN THE EXACT LOCATION AS IDENTIFIED.
8. CONTRACTOR TO INCLUDE AN ALLOWANCE FOR 10% ADDITIONAL 2-PORTS CAT6A INFORMATION OUTLETS IN THEIR PROPOSAL FOR THIS SHEET. FUTURE INFORMATION OUTLET LOCATIONS WILL BE DETERMINED BY THE VA AT A LATER DATE.

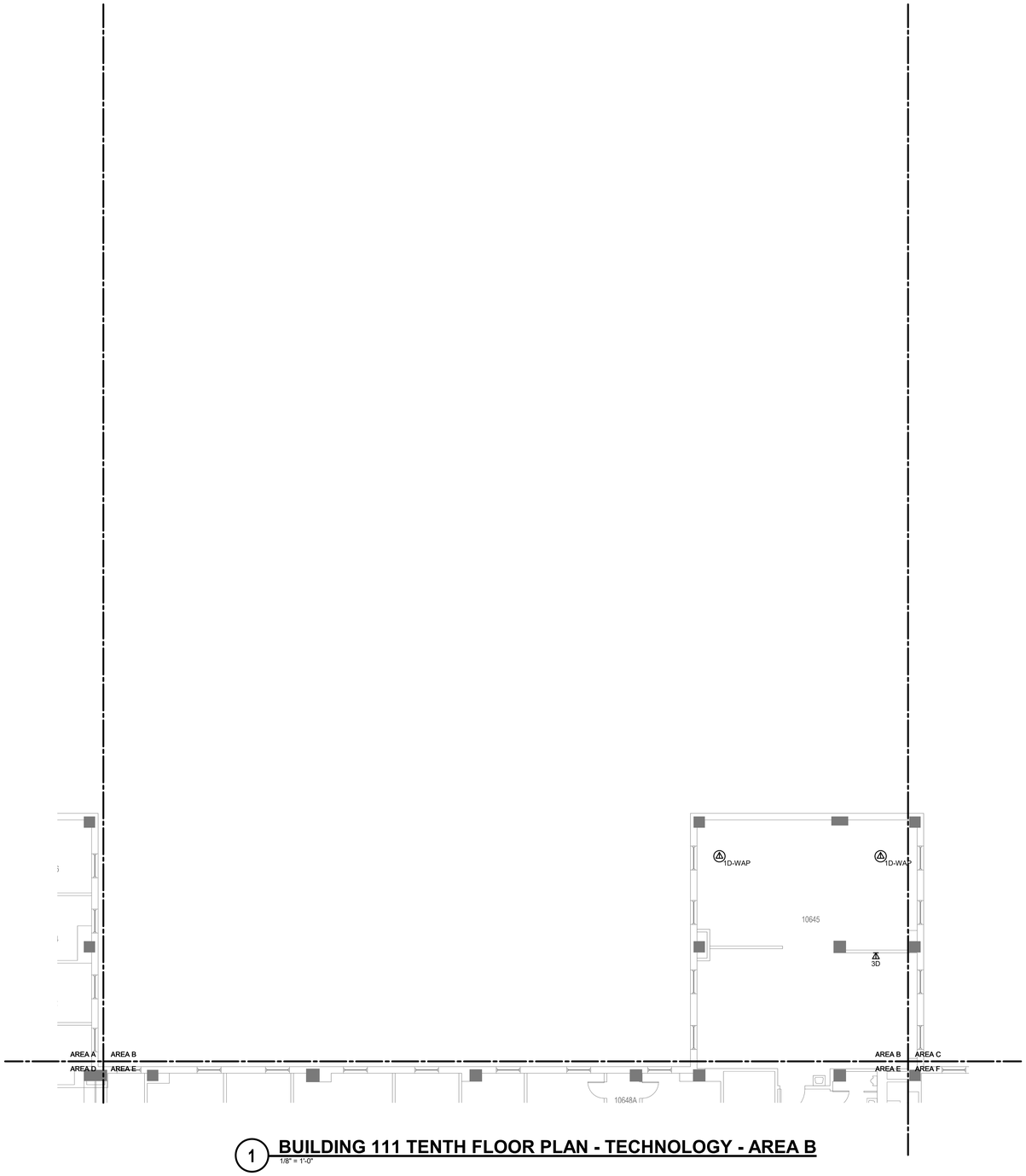

1 **BUILDING 111 TENTH FLOOR PLAN - TECHNOLOGY - AREA B**
1/8" = 1'-0"

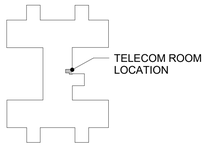

KEY PLAN - BLDG 111
NTS

Revisions:	Date:
35% SCHEMATIC DESIGN SUBMISSION	5.17.21
65% DESIGN DEVELOPMENT SUBMISSION	6.15.21
65% DESIGN DEVELOPMENT RESUBMISSION	8.25.21

CONSULTANT

IMEG
The FUTURE. Built Smarter. www.imegcorp.com
15 SUNNEN DRIVE
SUITE 104
ST. LOUIS, MO 63143
P: 314.645.1132 F: 314.645.1173
PROJECT #18004375.03

ARCHITECT/ENGINEER OF RECORD

Romanyk Consulting
Focusing on what matters
Romanyk Consulting Corp. www.romanykconsulting.com
3308 Preston Road, Suite 350-164, Plano, Texas 75093

STAMP

REGISTERED COMMUNICATIONS DISTRIBUTION DESIGNER
Bicsi
DAVID LARSON
BICSI ID # 105098
Expires 12-31-25
RCDD

Office of Construction and Facilities Management

VA U.S. Department of Veterans Affairs

Drawing Title BUILDING 111 TENTH FLOOR PLAN - TECHNOLOGY - AREA B	**Phase** FINAL BID DOCUMENTS	**Project Title** EHRM INFRASTRUCTURE UPGRADES - MILWAUKEE, WI	**Project Number** 695-21-700
			Building Number 111
Approved:	**Sprinklered** FULLY SPRINKLERED	**Location** 5000 W. NATIONAL AVENUE MILWAUKEE, WI	**Drawing Number** 111-TN1110B
		Issue Date SEPTEMBER 05, 2025 / **Checked** PHINIE / **Drawn** MAIBEJ	

VA FORM 08 - 6231

Autodesk Docs://OCFM East - Milwaukee EHRM (R24)/T24_18004375.03_VA MilwEHRM_C.rvt
9/3/2025 4:04:25 PM

GENERAL NOTES:

1. REFER TO 1/TN400 FOR TECHNOLOGY ROUGH IN DETAIL.
2. ALL NETWORK CABLES ON THIS SHEET SHALL TERMINATE IN TR-111-10409.
3. CONTRACTOR TO PROVIDE NEW J-HOOK ROUTES FOR ALL NEW CABLING. J-HOOK SIZE AND QUANTITY TO BE PER MANUFACTURER RECOMMENDATIONS.
4. REFER TO TN500-TN509 FOR RISER DIAGRAMS.
5. REFER TO SHEET TN402 FOR PENETRATION DETAILS.
6. THESE DRAWINGS MAKE THE BEST ATTEMPT TO IDENTIFY EXISTING DATA DROPS/WORK AREA OUTLETS. AS LONG AS THE TOTAL NEWLY INSTALLED DATA DROP COUNT DOES NOT VARY +/- 10% IDENTIFIED ON THESE DRAWINGS, THE CONTRACTOR'S SCOPE SHALL BE UNCHANGED.
7. NEW WORK AREA OUTLETS SHALL BE LOCATED IN EXISTING BOXES. WORK AREA OUTLETS SHOWN ON THIS SHEET MAY NOT BE IN THE EXACT LOCATION AS IDENTIFIED.
8. CONTRACTOR TO INCLUDE AN ALLOWANCE FOR 10% ADDITIONAL 2-PORTS CAT6A INFORMATION OUTLETS IN THEIR PROPOSAL FOR THIS SHEET. FUTURE INFORMATION OUTLET LOCATIONS WILL BE DETERMINED BY THE VA AT A LATER DATE.

KEYNOTES: (#)

1. HORIZONTAL CABLING IN THIS ROOM SHALL BE SHIELDED.

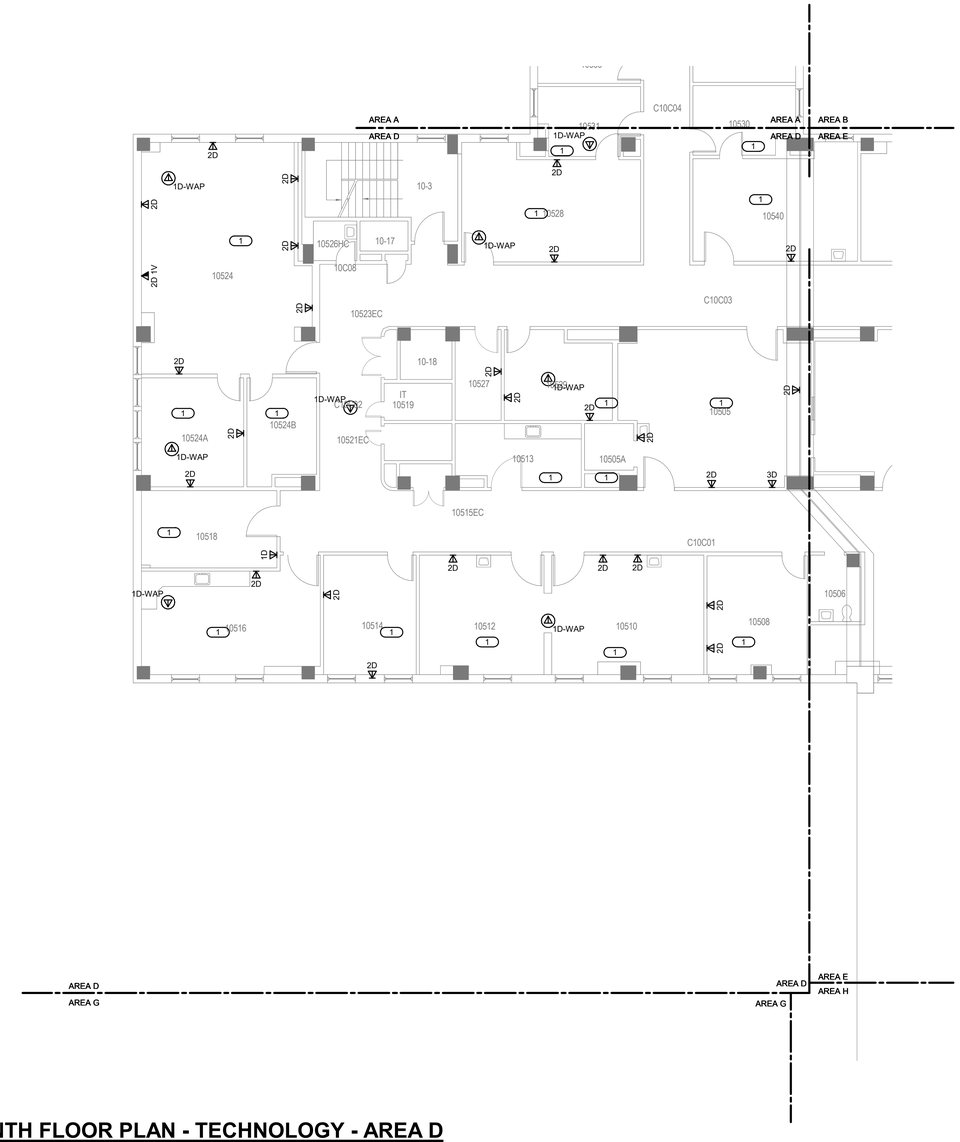

1 **BUILDING 111 TENTH FLOOR PLAN - TECHNOLOGY - AREA D**
1/8" = 1'-0"

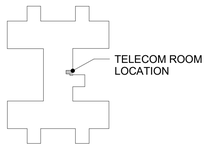

KEY PLAN - BLDG 111
NTS

TRUE NORTH
PLAN NORTH

Revisions:	Date:
35% SCHEMATIC DESIGN SUBMISSION	5.17.21
65% DESIGN DEVELOPMENT SUBMISSION	6.15.21
65% DESIGN DEVELOPMENT RESUBMISSION	8.25.21

CONSULTANT

IMEG
The FUTURE Built Smarter www.imegcorp.com
15 SUNNEN DRIVE
SUITE 104
ST. LOUIS, MO 63143
P: 314.645.1132 F: 314.645.1173
PROJECT #18004375.03

ARCHITECT/ENGINEER OF RECORD

Romanyk Consulting
Focusing on what matters
Romanyk Consulting Corp. www.romanykconsulting.com
3308 Preston Road, Suite 350-164, Plano, Texas 75093

STAMP

REGISTERED COMMUNICATIONS DISTRIBUTION DESIGNER
Bicsi
DAVID LARSON
BICSI ID # 106098
EXPIRES 12-31-25
RCDD

Office of Construction and Facilities Management

VA U.S. Department of Veterans Affairs

Drawing Title BUILDING 111 TENTH FLOOR PLAN - TECHNOLOGY - AREA D	**Phase** FINAL BID DOCUMENTS	**Project Title** EHRM INFRASTRUCTURE UPGRADES - MILWAUKEE, WI	**Project Number** 695-21-700
			Building Number 111
Approved:	**Sprinklered** FULLY SPRINKLERED	**Location** 5000 W. NATIONAL AVENUE MILWAUKEE, WI	**Drawing Number** 111-TN1110D
		Issue Date SEPTEMBER 05, 2025 / **Checked** PHINIE / **Drawn** MAIBEJ	

VA FORM 08 - 6231

9/3/2025 4:04:27 PM

Autodesk Docs://OCFM East - Milwaukee EHRM (R24)/T24_18004375.03_VA MilwEHRM_C.rvt

GENERAL NOTES:

1. REFER TO 1/TN400 FOR TECHNOLOGY ROUGH IN DETAIL.
2. ALL NETWORK CABLES ON THIS SHEET SHALL TERMINATE IN TR-111-10409.
3. CONTRACTOR TO PROVIDE NEW J-HOOK ROUTES FOR ALL NEW CABLING. J-HOOK SIZE AND QUANTITY TO BE PER MANUFACTURER RECOMMENDATIONS.
4. REFER TO TN500-TN509 FOR RISER DIAGRAMS.
5. REFER TO SHEET TN402 FOR PENETRATION DETAILS.
6. THESE DRAWINGS MAKE THE BEST ATTEMPT TO IDENTIFY EXISTING DATA DROPS/WORK AREA OUTLETS. AS LONG AS THE TOTAL NEWLY INSTALLED DATA DROP COUNT DOES NOT VARY +/- 10% IDENTIFIED ON THESE DRAWINGS, THE CONTRACTOR'S SCOPE SHALL BE UNCHANGED.
7. NEW WORK AREA OUTLETS SHALL BE LOCATED IN EXISTING BOXES. WORK AREA OUTLETS SHOWN ON THIS SHEET MAY NOT BE IN THE EXACT LOCATION AS IDENTIFIED.
8. CONTRACTOR TO INCLUDE AN ALLOWANCE FOR 10% ADDITIONAL 2-PORTS CAT6A INFORMATION OUTLETS IN THEIR PROPOSAL FOR THIS SHEET. FUTURE INFORMATION OUTLET LOCATIONS WILL BE DETERMINED BY THE VA AT A LATER DATE.

KEYNOTES: (#)

1. HORIZONTAL CABLING IN THIS ROOM SHALL BE SHIELDED.
2. FIRE RATED SLEEVES SHALL BE INSTALLED AT ANY RATED WALL WHERE CABLING MUST PASS THROUGH. COORDINATE WITH ARCHITECTURAL DRAWINGS AND VERIFY EXACT LOCATIONS OF FIRE SEPARATIONS.

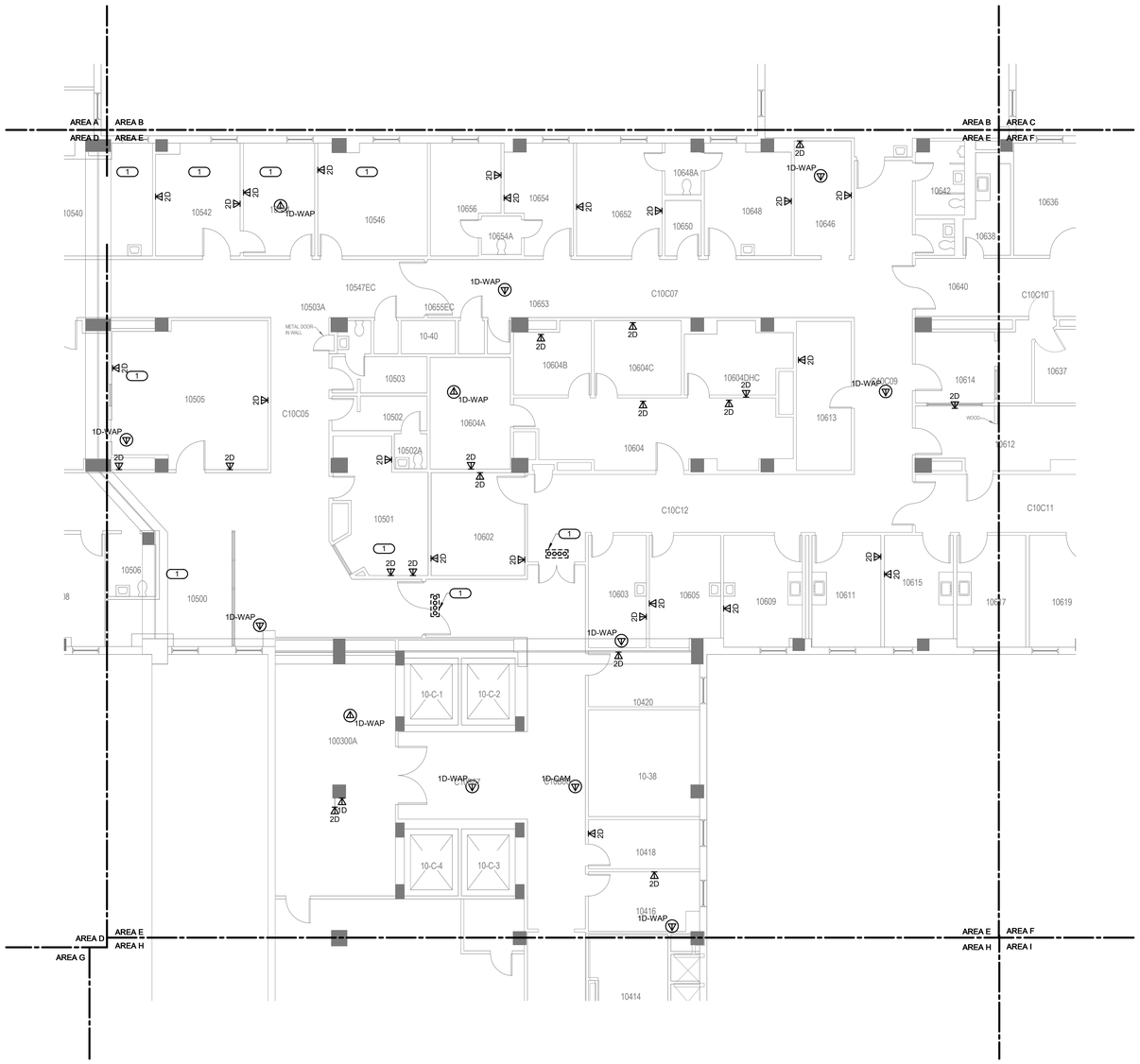

1 BUILDING 111 TENTH FLOOR PLAN - TECHNOLOGY - AREA E

1/8" = 1'-0"

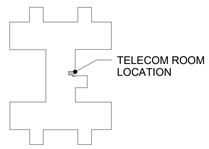

KEY PLAN - BLDG 111

NTS

TRUE NORTH
PLAN NORTH

Revisions:	Date:
35% SCHEMATIC DESIGN SUBMISSION	5.17.21
65% DESIGN DEVELOPMENT SUBMISSION	6.15.21
65% DESIGN DEVELOPMENT RESUBMISSION	8.25.21

CONSULTANT

IMEG
The FUTURE. Built Smarter www.imegcorp.com
15 SUNNEN DRIVE
SUITE 104
ST. LOUIS, MO 63143
P: 314.645.1132 F: 314.645.1173
PROJECT #18004375.03

ARCHITECT/ENGINEER OF RECORD

Romanyk Consulting
Focusing on what matters
Romanyk Consulting Corp. www.romanykconsulting.com
3308 Preston Road, Suite 350-164, Plano, Texas 75093

STAMP

REGISTERED COMMUNICATIONS DISTRIBUTION DESIGNER
Bicsi
DAVID LARSON
BICSI ID # 1050598
Expires 12-31-25
RCDD

Office of Construction and Facilities Management

VA U.S. Department of Veterans Affairs

Drawing Title: BUILDING 111 TENTH FLOOR PLAN - TECHNOLOGY - AREA E

Approved:

Phase: FINAL BID DOCUMENTS

Sprinklered: FULLY SPRINKLERED

Project Title: EHRM INFRASTRUCTURE UPGRADES - MILWAUKEE, WI

Location: 5000 W. NATIONAL AVENUE MILWAUKEE, WI

Issue Date: SEPTEMBER 05, 2025 | Checked: PHINIE | Drawn: MAIBEJ

Project Number: 695-21-700

Building Number: 111

Drawing Number: 111-TN1110E

VA FORM 08 - 6231

Autodesk Docs://OCFM East - Milwaukee EHRM (R24)/T24_18004375.03_VA MilwEHRM_C.rvt

9/3/2025 4:04:28 PM

GENERAL NOTES:

1. REFER TO 1/TN400 FOR TECHNOLOGY ROUGH IN DETAIL.
2. ALL NETWORK CABLES ON THIS SHEET SHALL TERMINATE IN TR-111-10409.
3. CONTRACTOR TO PROVIDE NEW J-HOOK ROUTES FOR ALL NEW CABLING. J-HOOK SIZE AND QUANTITY TO BE PER MANUFACTURER RECOMMENDATIONS.
4. REFER TO TN500-TN509 FOR RISER DIAGRAMS.
5. REFER TO SHEET TN402 FOR PENETRATION DETAILS.
6. THESE DRAWINGS MAKE THE BEST ATTEMPT TO IDENTIFY EXISTING DATA DROPS/WORK AREA OUTLETS. AS LONG AS THE TOTAL NEWLY INSTALLED DATA DROP COUNT DOES NOT VARY +/- 10% IDENTIFIED ON THESE DRAWINGS, THE CONTRACTOR'S SCOPE SHALL BE UNCHANGED.
7. NEW WORK AREA OUTLETS SHALL BE LOCATED IN EXISTING BOXES. WORK AREA OUTLETS SHOWN ON THIS SHEET MAY NOT BE IN THE EXACT LOCATION AS IDENTIFIED.
8. CONTRACTOR TO INCLUDE AN ALLOWANCE FOR 10% ADDITIONAL 2-PORTS CAT6A INFORMATION OUTLETS IN THEIR PROPOSAL FOR THIS SHEET. FUTURE INFORMATION OUTLET LOCATIONS WILL BE DETERMINED BY THE VA AT A LATER DATE.

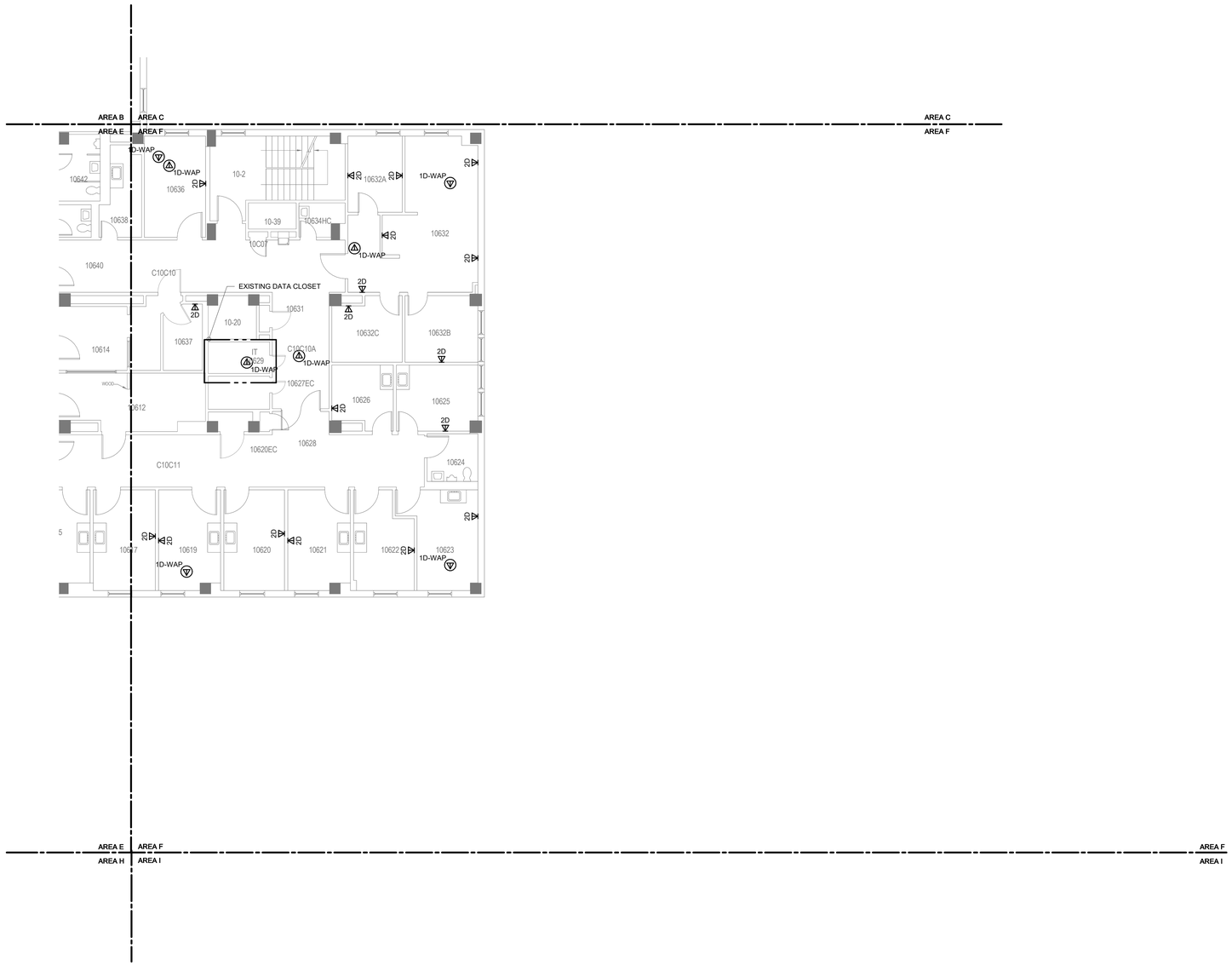

1 **BUILDING 111 TENTH FLOOR PLAN - TECHNOLOGY - AREA F**
1/8" = 1'-0"

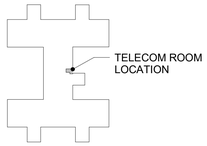

KEY PLAN - BLDG 111
NTS

TRUE NORTH
PLAN NORTH

35% SCHEMATIC DESIGN SUBMISSION	5.17.21
65% DESIGN DEVELOPMENT SUBMISSION	6.15.21
65% DESIGN DEVELOPMENT RESUBMISSION	8.25.21
Revisions:	Date:

CONSULTANT

IMEG
The FUTURE Built Smarter www.imegcorp.com
15 SUNNEN DRIVE
SUITE 104
ST. LOUIS, MO 63143
P: 314.645.1132 F: 314.645.1173
PROJECT #18004375.03

ARCHITECT/ENGINEER OF RECORD

Romanyk Consulting
Focusing on what matters
Romanyk Consulting Corp. www.romanykconsulting.com
3308 Preston Road, Suite 350-164, Plano, Texas 75093

STAMP

REGISTERED COMMUNICATIONS DISTRIBUTION DESIGNER
Bicsi
DAVID LARSON
BICSI ID # 106098
EXPIRES 12-31-25
RCDD

Office of Construction and Facilities Management

VA U.S. Department of Veterans Affairs

Drawing Title: BUILDING 111 TENTH FLOOR PLAN - TECHNOLOGY - AREA F

Approved:

Phase: FINAL BID DOCUMENTS

Sprinklered: FULLY SPRINKLERED

Project Title: EHRM INFRASTRUCTURE UPGRADES - MILWAUKEE, WI

Location: 5000 W. NATIONAL AVENUE MILWAUKEE, WI

Issue Date: SEPTEMBER 05, 2025

Checked: PHINIE

Drawn: MAIBEJ

Project Number: 695-21-700

Building Number: 111

Drawing Number: 111-TN1110F

VA FORM 08 - 6231

Autodesk Docs://OCFM East - Milwaukee EHRM (R24)/T24_18004375.03_VA MilwEHRM_C.rvt

9/3/2025 4:04:29 PM

GENERAL NOTES:

1. REFER TO 1/TN400 FOR TECHNOLOGY ROUGH IN DETAIL.
2. ALL NETWORK CABLES ON THIS SHEET SHALL TERMINATE IN TR-111-10409.
3. CONTRACTOR TO PROVIDE NEW J-HOOK ROUTES FOR ALL NEW CABLING. J-HOOK SIZE AND QUANTITY TO BE PER MANUFACTURER RECOMMENDATIONS.
4. REFER TO TN500-TN509 FOR RISER DIAGRAMS.
5. REFER TO SHEET TN402 FOR PENETRATION DETAILS.
6. THESE DRAWINGS MAKE THE BEST ATTEMPT TO IDENTIFY EXISTING DATA DROPS/WORK AREA OUTLETS. AS LONG AS THE TOTAL NEWLY INSTALLED DATA DROP COUNT DOES NOT VARY +/- 10% IDENTIFIED ON THESE DRAWINGS, THE CONTRACTOR'S SCOPE SHALL BE UNCHANGED.
7. NEW WORK AREA OUTLETS SHALL BE LOCATED IN EXISTING BOXES. WORK AREA OUTLETS SHOWN ON THIS SHEET MAY NOT BE IN THE EXACT LOCATION AS IDENTIFIED.
8. CONTRACTOR TO INCLUDE AN ALLOWANCE FOR 10% ADDITIONAL 2-PORTS CAT6A INFORMATION OUTLETS IN THEIR PROPOSAL FOR THIS SHEET. FUTURE INFORMATION OUTLET LOCATIONS WILL BE DETERMINED BY THE VA AT A LATER DATE.

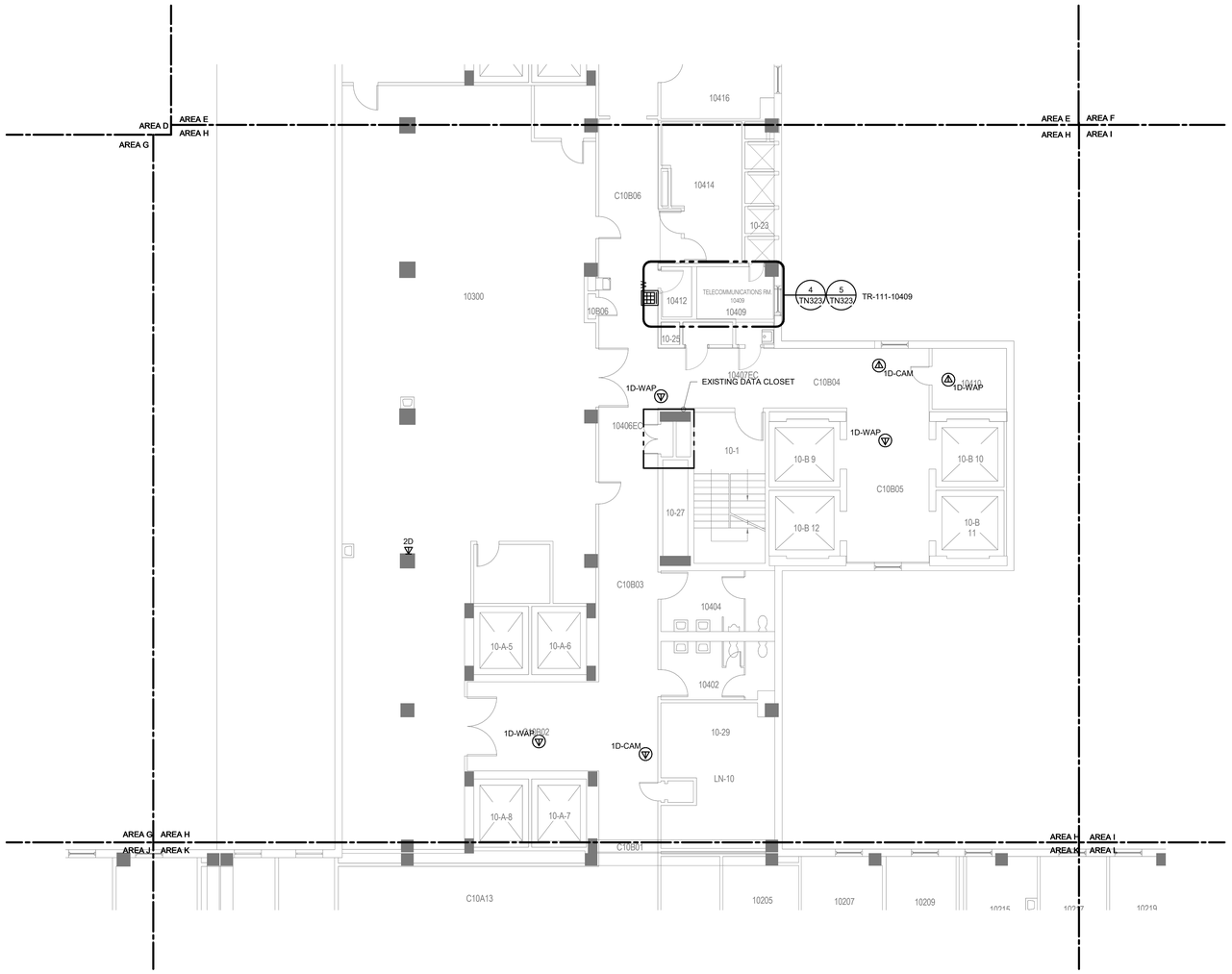

1 BUILDING 111 TENTH FLOOR PLAN - TECHNOLOGY - AREA H

1/8" = 1'-0"

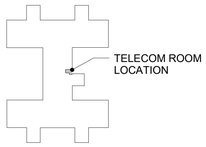

KEY PLAN - BLDG 111

NTS

TRUE NORTH
PLAN NORTH

35% SCHEMATIC DESIGN SUBMISSION	5.17.21
65% DESIGN DEVELOPMENT SUBMISSION	6.15.21
65% DESIGN DEVELOPMENT RESUBMISSION	8.25.21
Revisions:	Date:

CONSULTANT

IMEG
The FUTURE. Built Smarter. www.imegcorp.com
15 SUNNEN DRIVE
SUITE 104
ST. LOUIS, MO 63143
P: 314.645.1132 F: 314.645.1173
PROJECT #180043 75.03

ARCHITECT/ENGINEER OF RECORD

Romanyk Consulting
Focusing on what matters
Romanyk Consulting Corp. www.romanykconsulting.com
3308 Preston Road, Suite 350-164, Plano, Texas 75093

STAMP

REGISTERED COMMUNICATIONS DISTRIBUTION DESIGNER
Bicsi
DAVID LARSON
BICSI ID # 106098
Expires 12.31.25
RCDD

Office of Construction and Facilities Management

VA U.S. Department of Veterans Affairs

Drawing Title: BUILDING 111 TENTH FLOOR PLAN - TECHNOLOGY - AREA H

Approved:

Phase: FINAL BID DOCUMENTS

Sprinklered: FULLY SPRINKLERED

Project Title: EHRM INFRASTRUCTURE UPGRADES - MILWAUKEE, WI

Location: 5000 W. NATIONAL AVENUE MILWAUKEE, WI

Issue Date: SEPTEMBER 05, 2025 | Checked: PHINIE | Drawn: MAIBEJ

Project Number: 695-21-700

Building Number: 111

Drawing Number: 111-TN1110H

VA FORM 08 - 6231

Autodesk Docs://OCFM East - Milwaukee EHRM (R24)/T24_180043 75.03_VA MilwEHRM_C.rvt

9/3/2025 4:04:39 PM

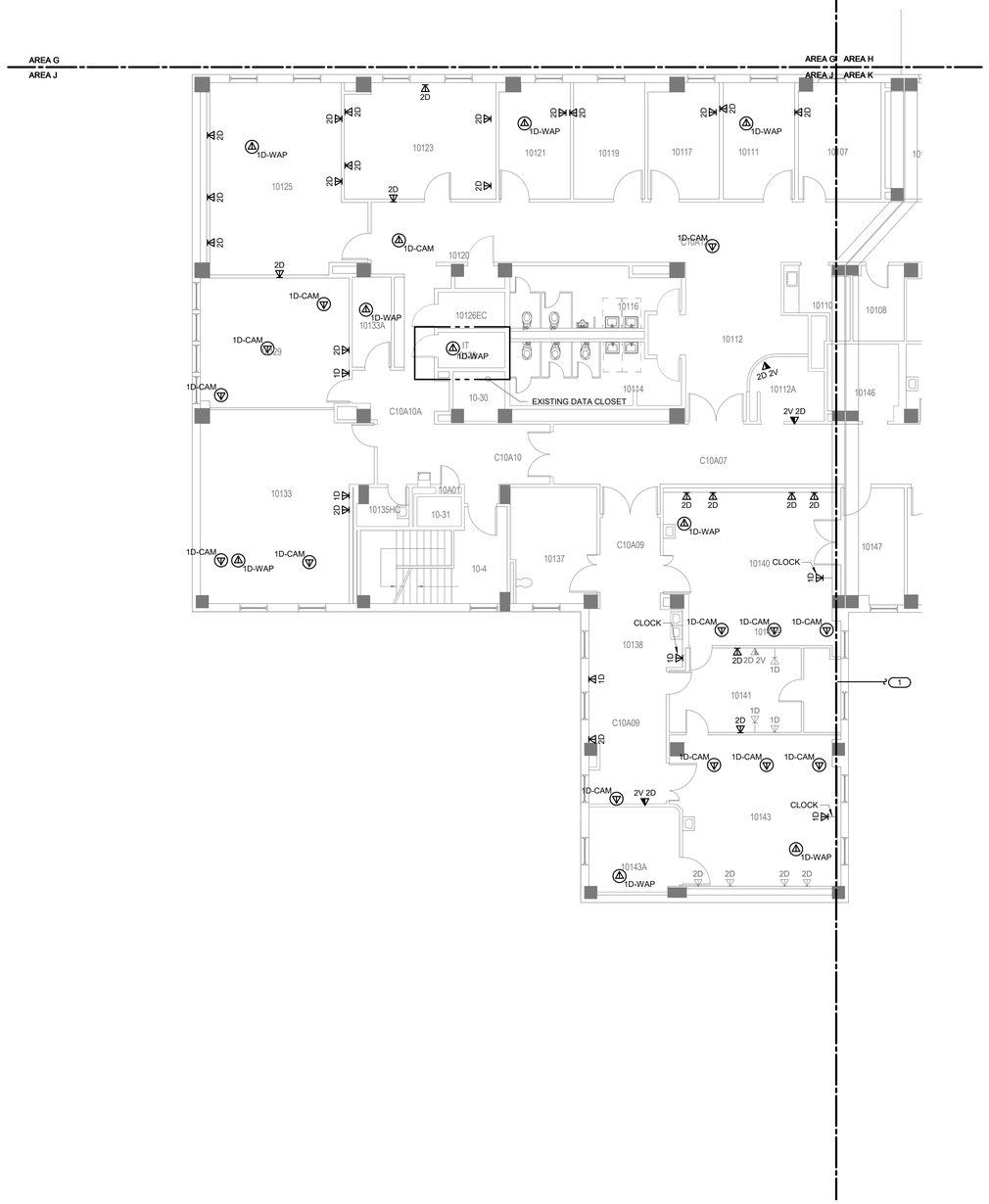

GENERAL NOTES:

1. REFER TO 1/TN400 FOR TECHNOLOGY ROUGH IN DETAIL.
2. ALL NETWORK CABLES ON THIS SHEET SHALL TERMINATE IN TR-111-10409.
3. CONTRACTOR TO PROVIDE NEW J-HOOK ROUTES FOR ALL NEW CABLING. J-HOOK SIZE AND QUANTITY TO BE PER MANUFACTURER RECOMMENDATIONS.
4. REFER TO TN500-TN509 FOR RISER DIAGRAMS.
5. REFER TO SHEET TN402 FOR PENETRATION DETAILS.
6. THESE DRAWINGS MAKE THE BEST ATTEMPT TO IDENTIFY EXISTING DATA DROPS/WORK AREA OUTLETS. AS LONG AS THE TOTAL NEWLY INSTALLED DATA DROP COUNT DOES NOT VARY +/- 10% IDENTIFIED ON THESE DRAWINGS, THE CONTRACTOR'S SCOPE SHALL BE UNCHANGED.
7. NEW WORK AREA OUTLETS SHALL BE LOCATED IN EXISTING BOXES. WORK AREA OUTLETS SHOWN ON THIS SHEET MAY NOT BE IN THE EXACT LOCATION AS IDENTIFIED.

KEYNOTES: (#)

1. 48 CAT6A CABLES FROM SIM LAB ROOM 10141 TO TR-111-10409.

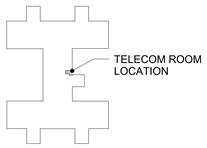

KEY PLAN - BLDG 111
NTS

1 BUILDING 111 TENTH FLOOR PLAN - TECHNOLOGY - AREA J

1/8" = 1'-0"

TRUE NORTH
PLAN NORTH

Revisions:	Date:
35% SCHEMATIC DESIGN SUBMISSION	5.17.21
65% DESIGN DEVELOPMENT SUBMISSION	6.15.21
65% DESIGN DEVELOPMENT RESUBMISSION	8.25.21

CONSULTANT

IMEG
The FUTURE. Built Smarter www.imegcorp.com
15 SUNNEN DRIVE
SUITE 104
ST. LOUIS, MO 63143
P: 314.645.1132 F: 314.645.1173
PROJECT #18004375.03

ARCHITECT/ENGINEER OF RECORD

Romanyk Consulting
Focusing on what matters
Romanyk Consulting Corp. www.romanykconsulting.com
3308 Preston Road, Suite 350-164, Plano, Texas 75093

STAMP

REGISTERED COMMUNICATIONS DISTRIBUTION DESIGNER
Bicsi
DAVID LARSON
BICSI ID # 106098
Expires 12-31-25
RCDD

Office of Construction and Facilities Management
VA U.S. Department of Veterans Affairs

Drawing Title: BUILDING 111 TENTH FLOOR PLAN - TECHNOLOGY - AREA J
Approved:
Phase: FINAL BID DOCUMENTS
Sprinklered: FULLY SPRINKLERED
Project Title: EHRM INFRASTRUCTURE UPGRADES - MILWAUKEE, WI
Location: 5000 W. NATIONAL AVENUE MILWAUKEE, WI
Issue Date: SEPTEMBER 05, 2025
Checked: PHINIE
Drawn: MAIBEJ
Project Number: 695-21-700
Building Number: 111
Drawing Number: 111-TN1110J

VA FORM 08 - 6231

Autodesk Docs://OCFM East - Milwaukee EHRM (R24)/T24_18004375.03_VA MilwEHRM_C.rvt
9/3/2025 4:04:32 PM

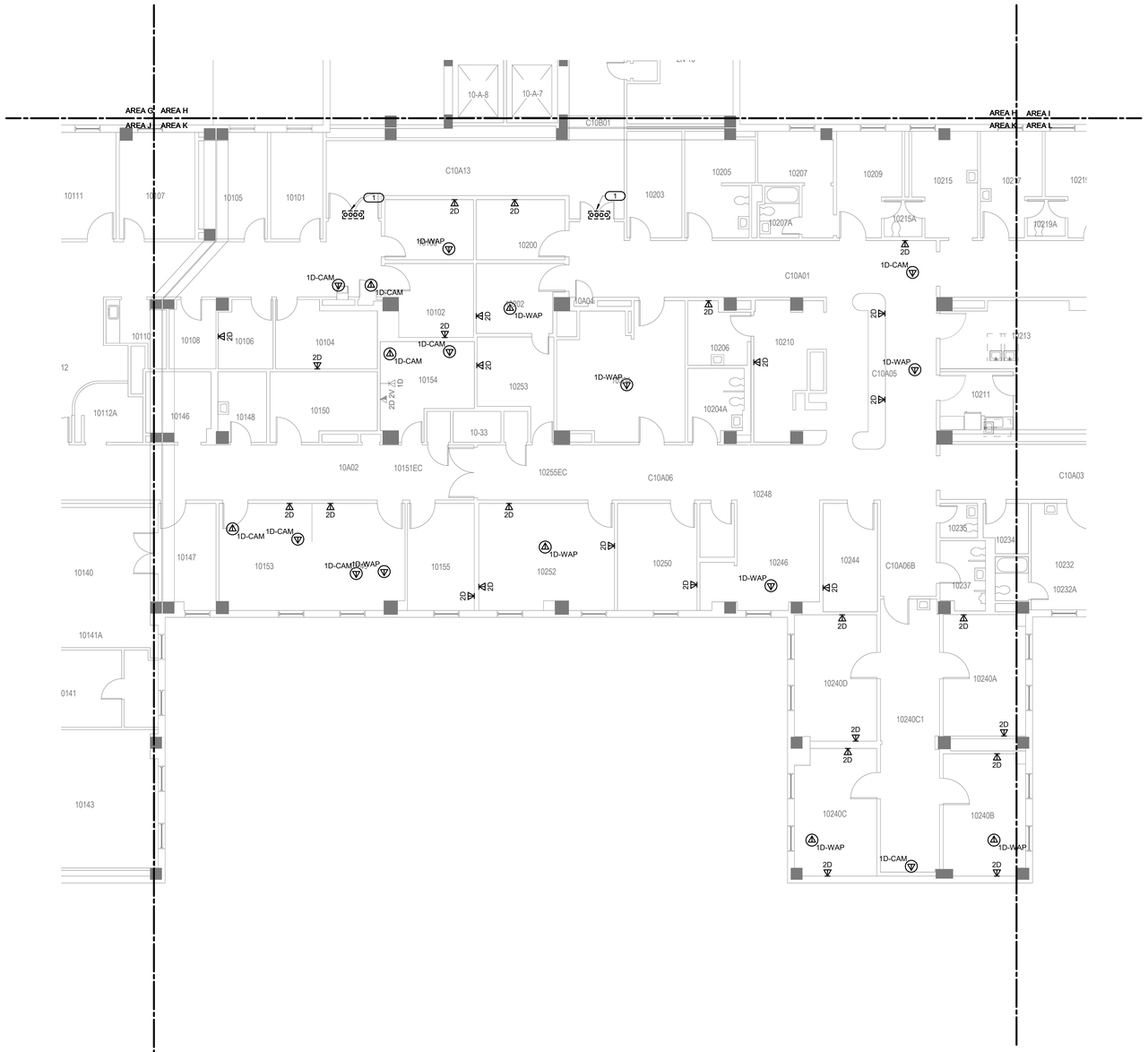

GENERAL NOTES:

1. REFER TO 1/TN400 FOR TECHNOLOGY ROUGH IN DETAIL.
2. ALL NETWORK CABLES ON THIS SHEET SHALL TERMINATE IN TR-111-10409.
3. CONTRACTOR TO PROVIDE NEW J-HOOK ROUTES FOR ALL NEW CABLING. J-HOOK SIZE AND QUANTITY TO BE PER MANUFACTURER RECOMMENDATIONS.
4. REFER TO TN500-TN509 FOR RISER DIAGRAMS.
5. REFER TO SHEET TN402 FOR PENETRATION DETAILS.
6. THESE DRAWINGS MAKE THE BEST ATTEMPT TO IDENTIFY EXISTING DATA DROPS/WORK AREA OUTLETS. AS LONG AS THE TOTAL NEWLY INSTALLED DATA DROP COUNT DOES NOT VARY +/- 10% IDENTIFIED ON THESE DRAWINGS, THE CONTRACTOR'S SCOPE SHALL BE UNCHANGED.
7. NEW WORK AREA OUTLETS SHALL BE LOCATED IN EXISTING BOXES. WORK AREA OUTLETS SHOWN ON THIS SHEET MAY NOT BE IN THE EXACT LOCATION AS IDENTIFIED.
8. CONTRACTOR TO INCLUDE AN ALLOWANCE FOR 10% ADDITIONAL 2-PORTS CAT6A INFORMATION OUTLETS IN THEIR PROPOSAL FOR THIS SHEET. FUTURE INFORMATION OUTLET LOCATIONS WILL BE DETERMINED BY THE VA AT A LATER DATE.

KEYNOTES: (#)

1. FIRE RATED SLEEVES SHALL BE INSTALLED AT ANY RATED WALL WHERE CABLING MUST PASS THROUGH. COORDINATE WITH ARCHITECTURAL DRAWINGS AND VERIFY EXACT LOCATIONS OF FIRE SEPARATIONS.

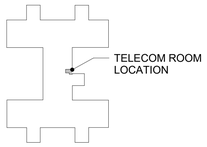

KEY PLAN - BLDG 111
NTS

1 BUILDING 111 TENTH FLOOR PLAN - TECHNOLOGY - AREA K

1/8" = 1'-0"

TRUE NORTH
PLAN NORTH

Revisions:	Date:
35% SCHEMATIC DESIGN SUBMISSION	5.17.21
65% DESIGN DEVELOPMENT SUBMISSION	6.15.21
65% DESIGN DEVELOPMENT RESUBMISSION	8.25.21

CONSULTANT

IMEG
The FUTURE. Built Smarter www.imegcorp.com
15 SUNNEN DRIVE
SUITE 104
ST. LOUIS, MO 63143
P: 314.645.1132 F: 314.645.1173
PROJECT #18004375.03

ARCHITECT/ENGINEER OF RECORD

Romanyk Consulting
Focusing on what matters
Romanyk Consulting Corp. www.romanykconsulting.com
3308 Preston Road, Suite 350-164, Plano, Texas 75093

STAMP

REGISTERED COMMUNICATIONS DISTRIBUTION DESIGNER
Bicsi
DAVID LARSON
BICSI ID # 105098
EXPIRES 12-31-25
RCDD

Office of Construction and Facilities Management
VA U.S. Department of Veterans Affairs

Drawing Title BUILDING 111 TENTH FLOOR PLAN - TECHNOLOGY - AREA K

Approved:

Phase FINAL BID DOCUMENTS

Sprinklered FULLY SPRINKLERED

Project Title EHRM INFRASTRUCTURE UPGRADES - MILWAUKEE, WI

Location 5000 W. NATIONAL AVENUE MILWAUKEE, WI

Issue Date SEPTEMBER 05, 2025 | **Checked** PHINIE | **Drawn** MAIBEJ

Project Number 695-21-700

Building Number 111

Drawing Number 111-TN1110K

VA FORM 08 - 6231

Autodesk Docs://OCFM East - Milwaukee EHRM (R24)/T24_18004375.03_VA MilwEHRM_C.rvt

9/3/2025 4:04:33 PM

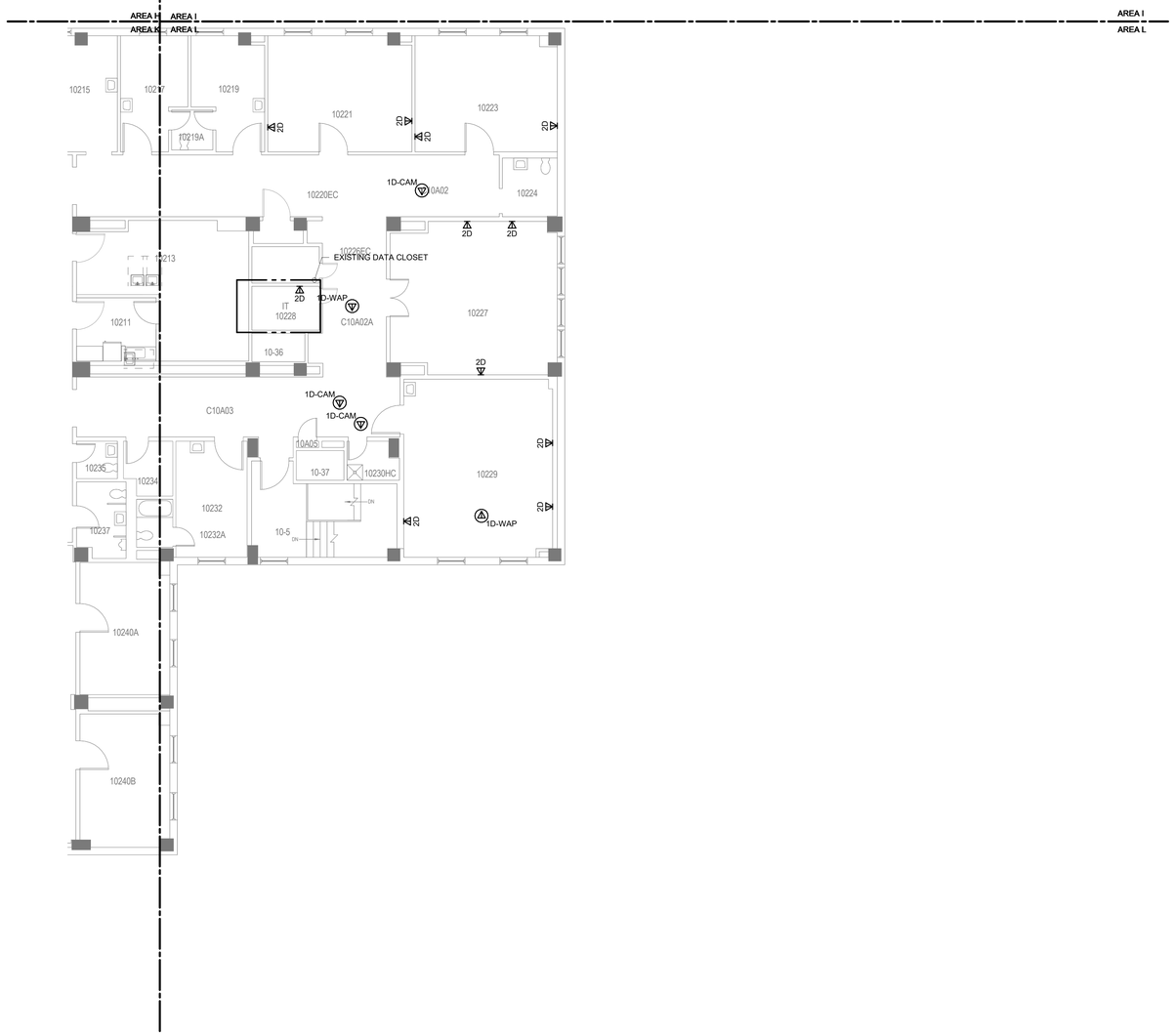

GENERAL NOTES:

1. REFER TO 1/TN400 FOR TECHNOLOGY ROUGH IN DETAIL.
2. ALL NETWORK CABLES ON THIS SHEET SHALL TERMINATE IN TR-111-10409.
3. CONTRACTOR TO PROVIDE NEW J-HOOK ROUTES FOR ALL NEW CABLING. J-HOOK SIZE AND QUANTITY TO BE PER MANUFACTURER RECOMMENDATIONS.
4. REFER TO TN500-TN509 FOR RISER DIAGRAMS.
5. REFER TO SHEET TN402 FOR PENETRATION DETAILS.
6. THESE DRAWINGS MAKE THE BEST ATTEMPT TO IDENTIFY EXISTING DATA DROPS/WORK AREA OUTLETS. AS LONG AS THE TOTAL NEWLY INSTALLED DATA DROP COUNT DOES NOT VARY +/- 10% IDENTIFIED ON THESE DRAWINGS, THE CONTRACTOR'S SCOPE SHALL BE UNCHANGED.
7. NEW WORK AREA OUTLETS SHALL BE LOCATED IN EXISTING BOXES. WORK AREA OUTLETS SHOWN ON THIS SHEET MAY NOT BE IN THE EXACT LOCATION AS IDENTIFIED.
8. CONTRACTOR TO INCLUDE AN ALLOWANCE FOR 10% ADDITIONAL 2-PORTS CAT6A INFORMATION OUTLETS IN THEIR PROPOSAL FOR THIS SHEET. FUTURE INFORMATION OUTLET LOCATIONS WILL BE DETERMINED BY THE VA AT A LATER DATE.

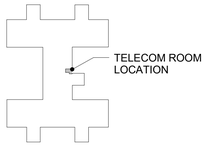

KEY PLAN - BLDG 111
NTS

TRUE NORTH
PLAN NORTH

1 BUILDING 111 TENTH FLOOR PLAN - TECHNOLOGY - AREA L

1/8" = 1'-0"

Revisions:	Date:
35% SCHEMATIC DESIGN SUBMISSION	5.17.21
65% DESIGN DEVELOPMENT SUBMISSION	6.15.21
65% DESIGN DEVELOPMENT RESUBMISSION	8.25.21

CONSULTANT

IMEG
The FUTURE. Built Smarter www.imegcorp.com
15 SUNNEN DRIVE
SUITE 104
ST. LOUIS, MO 63143
P: 314.645.1132 F: 314.645.1173
PROJECT #18004375.03

ARCHITECT/ENGINEER OF RECORD

Romanyk Consulting
Focusing on what matters
Romanyk Consulting Corp. www.romanykconsulting.com
3308 Preston Road, Suite 350-164, Plano, Texas 75093

STAMP

REGISTERED COMMUNICATIONS DISTRIBUTION DESIGNER
Bicsi
DAVID LARSON
BICSI ID # 106098
EXPIRES 12-31-25
RCDD

Office of Construction and Facilities Management

VA U.S. Department of Veterans Affairs

Drawing Title: BUILDING 111 TENTH FLOOR PLAN - TECHNOLOGY - AREA L

Approved:

Phase: FINAL BID DOCUMENTS

Sprinklered: FULLY SPRINKLERED

Project Title: EHRM INFRASTRUCTURE UPGRADES - MILWAUKEE, WI

Location: 5000 W. NATIONAL AVENUE MILWAUKEE, WI

Issue Date: SEPTEMBER 05, 2025 | Checked: PHINIE | Drawn: MAIBEJ

Project Number: 695-21-700

Building Number: 111

Drawing Number: 111-TN1110L

VA FORM 08 - 6231

Autodesk Docs://OCFM East - Milwaukee EHRM (R24)/T24_18004375.03_VA MilwEHRM_C.rvt

9/3/2025 4:04:35 PM

SHEET NOTES:

1. REMOVE ALL NETWORK CABLING TO POINTS OF TERMINATION IN ASSOCIATED TELECOM ROOMS. REFER TO FLOOR PLANS AND SHEET T1001 FOR TR ROOM LOCATIONS.
2. REFER TO ARCHITECTURAL PHASING PLANS FOR WHEN EXISTING CABLING IS ALLOWED TO BE DEMOLISHED.
3. FOR ALL EXISTING WIRELESS ACCESS POINTS AND SURVEILLANCE CAMERAS, DEVICES SHALL REMAIN. SCOPE OF WORK INCLUDES CABLE REPLACEMENT ONLY. COORDINATE WITH COR FOR ANY DOWNTIME OF DEVICES.
4. EXISTING LOCATIONS OF WORK AREA OUTLETS SHOWN ON THIS SHEET MAY NOT NECESSARILY BE IN THE EXACT LOCATION AS IDENTIFIED.

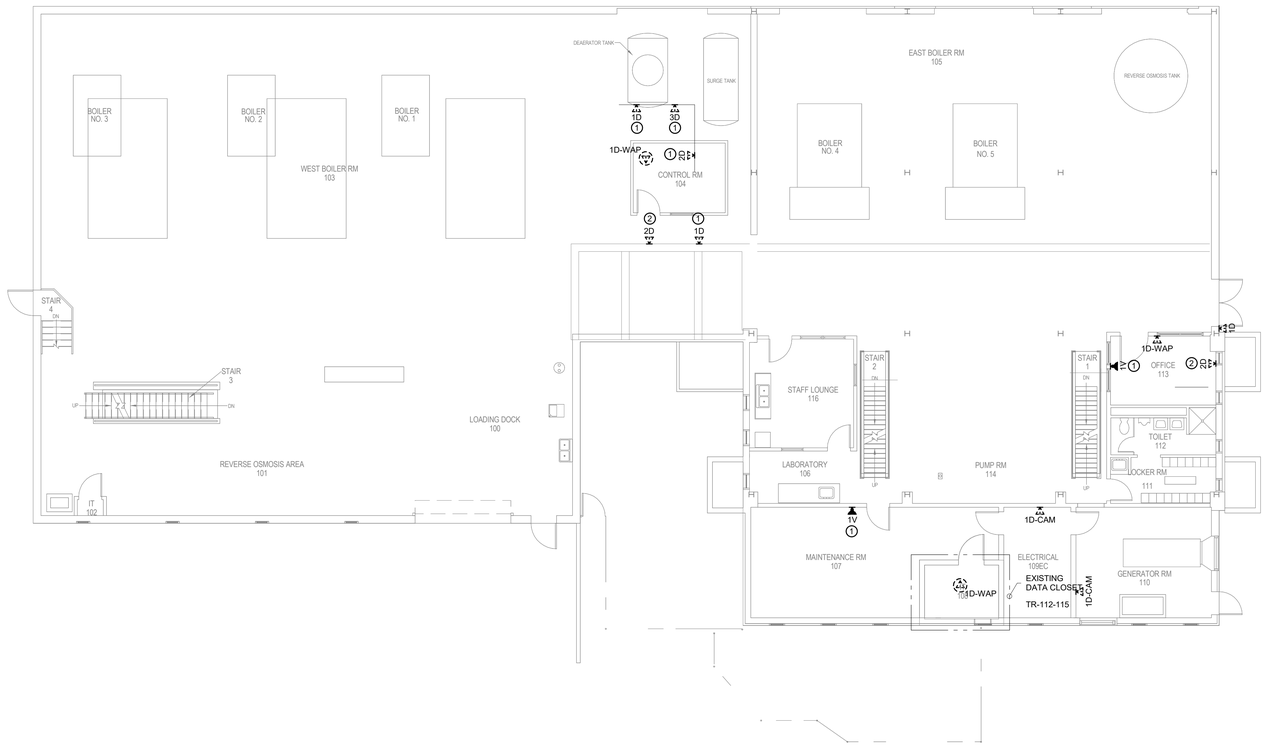

1 BUILDING 112 FIRST FLOOR DEMOLITION PLAN - TECHNOLOGY

1/8" = 1'-0"

TRUE NORTH
PLAN NORTH

35% SCHEMATIC DESIGN SUBMISSION	5.17.21
65% DESIGN DEVELOPMENT SUBMISSION	6.15.21
65% DESIGN DEVELOPMENT RESUBMISSION	8.25.21
Revisions:	Date:

CONSULTANT

IMEG
The FUTURE Built Smarter www.imegcorp.com
15 SUNNEN DRIVE
SUITE 104
ST. LOUIS, MO 63143
P: 314.645.1132 F: 314.645.1173
PROJECT #18004375.03

ARCHITECT/ENGINEER OF RECORD

Romanyk Consulting
Focusing on what matters
Romanyk Consulting Corp. www.romanykconsulting.com
3308 Preston Road, Suite 350-164, Plano, Texas 75093

STAMP

REGISTERED COMMUNICATIONS DISTRIBUTION DESIGNER
Bicsi
DAVID LARSON
BICSI ID # 106098
EXPIRES 12-31-25
RCDD

Office of Construction and Facilities Management

VA U.S. Department of Veterans Affairs

Drawing Title: BUILDING 112 FIRST FLOOR DEMO PLAN - TECHNOLOGY	Phase: FINAL BID DOCUMENTS	Project Title: EHRM INFRASTRUCTURE UPGRADES - MILWAUKEE, WI	Project Number: 695-21-700
			Building Number: 112
Approved:	Sprinklered	Location: 5000 W. NATIONAL AVENUE MILWAUKEE, WI	Drawing Number: 112-TD111
		Issue Date: SEPTEMBER 05, 2025 / Checked: PHINIE / Drawn: MAIBEJ	

VA FORM 08 - 6231

Autodesk Docs://OCFM East - Milwaukee EHRM /R24/T24_18004375.03_VA MilwEHRM_C.rvt

9/3/2025 4:04:36 PM

Graphic Scale: 1/16" = 1'-0"
Graphic Scale: 1/8" = 1'-0"
Graphic Scale: 3/32" = 1'-0"
Graphic Scale: 1/4" = 1'-0"
Graphic Scale: 3/8" = 1'-0"
Graphic Scale: 1/2" = 1'-0"
Graphic Scale: 3/4" = 1'-0"
Graphic Scale: 1" = 1'-0"
Graphic Scale: 1 1/2" = 1'-0"

GENERAL NOTES:

1. REFER TO 1/TN400 FOR TECHNOLOGY ROUGH IN DETAIL.
2. ALL NETWORK CABLES ON THIS SHEET SHALL TERMINATE IN TE-112-108.
3. CONTRACTOR TO PROVIDE NEW J-HOOK ROUTES FOR ALL NEW CABLING. J-HOOK SIZE AND QUANTITY TO BE PER MANUFACTURER RECOMMENDATIONS.
4. REFER TO TN500-TN509 FOR RISER DIAGRAMS.
5. REFER TO SHEET TN402 FOR PENETRATION DETAILS.
6. THESE DRAWINGS MAKE THE BEST ATTEMPT TO IDENTIFY EXISTING DATA DROPS/WORK AREA OUTLETS. AS LONG AS THE TOTAL NEWLY INSTALLED DATA DROP COUNT DOES NOT VARY +/- 10% IDENTIFIED ON THESE DRAWINGS, THE CONTRACTOR'S SCOPE SHALL BE UNCHANGED.
7. NEW WORK AREA OUTLETS SHALL BE LOCATED IN EXISTING BOXES. WORK AREA OUTLETS SHOWN ON THIS SHEET MAY NOT BE IN THE EXACT LOCATION AS IDENTIFIED.
8. ALL HORIZONTAL CABLING IN BUILDING 112 SHALL BE OVERALL SHIELDED.
9. CONTRACTOR TO INCLUDE AN ALLOWANCE FOR 10% ADDITIONAL 2-PORTS CAT6A INFORMATION OUTLETS IN THEIR PROPOSAL FOR THIS SHEET. FUTURE INFORMATION OUTLET LOCATIONS WILL BE DETERMINED BY THE VA AT A LATER DATE.

KEYNOTES: (#)

1. JCI PACS PANEL LOCATION. GC TO COORDINATE EXACT LOCATION AND HEIGHT WITH COR TO RE-CONNECT TO SWITCH/RACK TE IN SAME ROOM WITH CAT6A CABLE AS NECESSARY.
2. EXISTING BACKBONE ENTRY POINT. PROTECT IN PLACE. DEMOLISH EXISTING FIBER OPTIC CABLE TO POINTS OF TERMINATION AFTER REDUNDANT PATH IS INSTALLED AND OPERATIONAL. REFER TO ARCHITECTURAL PHASING PLAN FOR ADDITIONAL INFORMATION. CONDUIT ENTERS ON LOWER LEVEL.

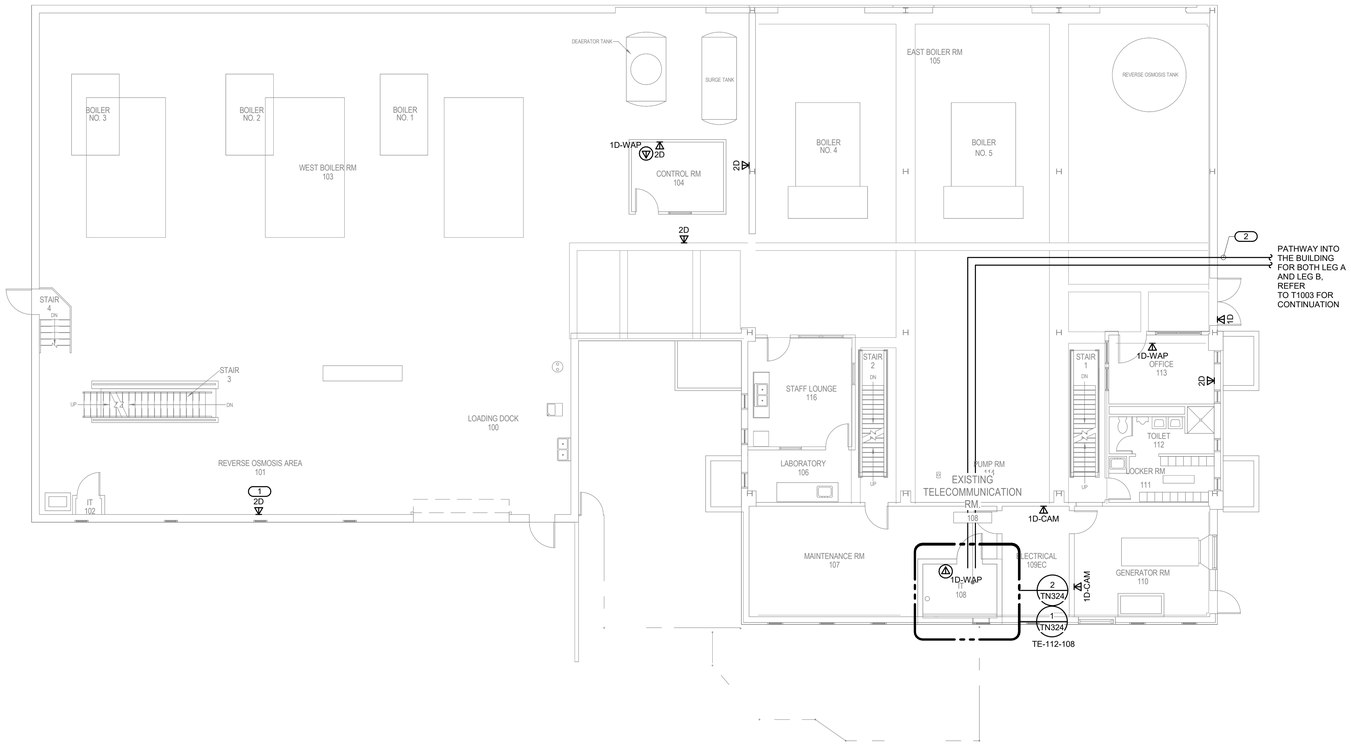

1 BUILDING 112 FIRST FLOOR PLAN - TECHNOLOGY

1/8" = 1'-0"

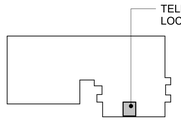

KEY PLAN - BLDG 1112

NTS

Revisions:	Date:
35% SCHEMATIC DESIGN SUBMISSION	5.17.21
65% DESIGN DEVELOPMENT SUBMISSION	6.15.21
65% DESIGN DEVELOPMENT RESUBMISSION	8.25.21

CONSULTANT

IMEG
The FUTURE. Built Smarter www.imegcorp.com
15 SUNNEN DRIVE
SUITE 104
ST. LOUIS, MO 63143
P: 314.645.1132 F: 314.645.1173
PROJECT #18004375.03

ARCHITECT/ENGINEER OF RECORD

Romanyk Consulting
Focusing on what matters
Romanyk Consulting Corp. www.romanykconsulting.com
3308 Preston Road, Suite 350-164, Plano, Texas 75093

STAMP

REGISTERED COMMUNICATIONS DISTRIBUTION DESIGNER
Bicsi
DAVID LARSON
BICSI ID # 106098
Expires 12-31-25
RCDD

Office of Construction and Facilities Management

VA U.S. Department of Veterans Affairs

Drawing Title: BUILDING 112 FIRST FLOOR PLAN - TECHNOLOGY	Phase: FINAL BID DOCUMENTS	Project Title: EHRM INFRASTRUCTURE UPGRADES - MILWAUKEE, WI	Project Number: 695-21-700
			Building Number: 112
Approved:	Sprinklered	Location: 5000 W. NATIONAL AVENUE MILWAUKEE, WI	Drawing Number: 112-TN111
		Issue Date: SEPTEMBER 05, 2025 / Checked: PHINIE / Drawn: MAIBEJ	

VA FORM 08 - 6231

Autodesk Docs://OCFM East - Milwaukee EHRM (R24)/T24_18004375.03_VA MilwEHRM_C.rvt

9/3/2025 4:04:37 PM

SHEET NOTES:

1. REMOVE ALL NETWORK CABLING TO POINTS OF TERMINATION IN ASSOCIATED TELECOM ROOMS. REFER TO FLOOR PLANS AND SHEET T1001 FOR TR ROOM LOCATIONS.
2. REFER TO ARCHITECTURAL PHASING PLANS FOR WHEN EXISTING CABLING IS ALLOWED TO BE DEMOLISHED.
3. FOR ALL EXISTING WIRELESS ACCESS POINTS AND SURVEILLANCE CAMERAS, DEVICES SHALL REMAIN. SCOPE OF WORK INCLUDES CABLE REPLACEMENT ONLY. COORDINATE WITH COR FOR ANY DOWNTIME OF DEVICES.
4. EXISTING LOCATIONS OF WORK AREA OUTLETS SHOWN ON THIS SHEET MAY NOT NECESSARILY BE IN THE EXACT LOCATION AS IDENTIFIED.

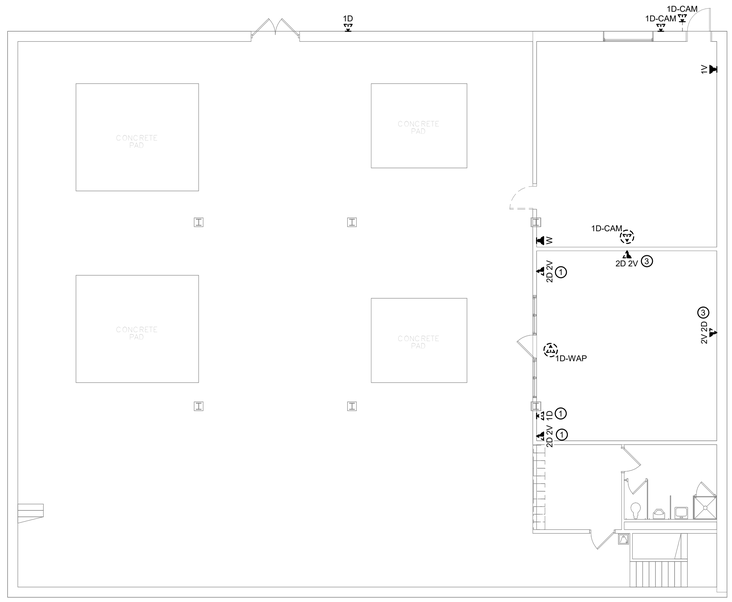

1 BUILDING 113 BASEMENT DEMOLITION PLAN - TECHNOLOGY

1/8" = 1'-0"

TRUE NORTH
PLAN NORTH

Revisions:	Date:
35% SCHEMATIC DESIGN SUBMISSION	5.17.21
65% DESIGN DEVELOPMENT SUBMISSION	6.15.21
65% DESIGN DEVELOPMENT RESUBMISSION	8.25.21

CONSULTANT

IMEG
The FUTURE Built Smarter www.imegcorp.com
15 SUNNEN DRIVE
SUITE 104
ST. LOUIS, MO 63143
P: 314.645.1132 F: 314.645.1173
PROJECT #18004375.03

ARCHITECT/ENGINEER OF RECORD

Romanyk Consulting
Focusing on what matters
Romanyk Consulting Corp. www.romanykconsulting.com
3308 Preston Road, Suite 350-164, Plano, Texas 75093

STAMP

REGISTERED COMMUNICATIONS DISTRIBUTION DESIGNER
Bicsi
DAVID LARSON
BICSI ID # 106098
EXPIRES 12-31-25
RCDD

Office of Construction and Facilities Management

VA U.S. Department of Veterans Affairs

Drawing Title
BUILDING 113 BASEMENT DEMO PLAN - TECHNOLOGY

Approved:

Phase
FINAL BID DOCUMENTS

Sprinklered
FULLY SPRINKLERED

Project Title
EHRM INFRASTRUCTURE UPGRADES - MILWAUKEE, WI

Location
5000 W. NATIONAL AVENUE MILWAUKEE, WI

Issue Date SEPTEMBER 05, 2025
Checked PHINIE
Drawn MAIBEJ

Project Number 695-21-700
Building Number 113
Drawing Number 113-TD100

VA FORM 08 - 6231

Autodesk Docs://OCFM East - Milwaukee EHRM /R24/T24_18004375.03_VA MilwEHRM_C.rvt
9/3/2025 4:04:37 PM

SHEET NOTES:

1. REMOVE ALL NETWORK CABLING TO POINTS OF TERMINATION IN ASSOCIATED TELECOM ROOMS. REFER TO FLOOR PLANS AND SHEET T1001 FOR TR ROOM LOCATIONS.
2. REFER TO ARCHITECTURAL PHASING PLANS FOR WHEN EXISTING CABLING IS ALLOWED TO BE DEMOLISHED.
3. FOR ALL EXISTING WIRELESS ACCESS POINTS AND SURVEILLANCE CAMERAS, DEVICES SHALL REMAIN. SCOPE OF WORK INCLUDES CABLE REPLACEMENT ONLY. COORDINATE WITH COR FOR ANY DOWNTIME OF DEVICES.
4. EXISTING LOCATIONS OF WORK AREA OUTLETS SHOWN ON THIS SHEET MAY NOT NECESSARILY BE IN THE EXACT LOCATION AS IDENTIFIED.

1 BUILDING 113 FIRST FLOOR DEMOLITION PLAN - TECHNOLOGY

1/8" = 1'-0"

TRUE NORTH
PLAN NORTH

Revisions:	Date:
35% SCHEMATIC DESIGN SUBMISSION	5.17.21
65% DESIGN DEVELOPMENT SUBMISSION	6.15.21
65% DESIGN DEVELOPMENT RESUBMISSION	8.25.21

CONSULTANT

IMEG
The FUTURE Built Smarter www.imegcorp.com
15 SUNNEN DRIVE
SUITE 104
ST. LOUIS, MO 63143
P: 314.645.1132 F: 314.645.1173
PROJECT #18004375.03

ARCHITECT/ENGINEER OF RECORD

Romanyk Consulting
Focusing on what matters
Romanyk Consulting Corp. www.romanykconsulting.com
3308 Preston Road, Suite 350-164, Plano, Texas 75093

STAMP

REGISTERED COMMUNICATIONS DISTRIBUTION DESIGNER
Bicsi
DAVID LARSON
BICSI ID # 106098
EXPIRES 12-31-25
RCDD

Office of Construction and Facilities Management

VA U.S. Department of Veterans Affairs

Drawing Title BUILDING 113 FIRST FLOOR DEMO PLAN - TECHNOLOGY	**Phase** FINAL BID DOCUMENTS	**Project Title** EHRM INFRASTRUCTURE UPGRADES - MILWAUKEE, WI	**Project Number** 695-21-700
			Building Number 113
Approved:	**Sprinklered** FULLY SPRINKLERED	**Location** 5000 W. NATIONAL AVENUE MILWAUKEE, WI	**Drawing Number** 113-TD101
		Issue Date SEPTEMBER 05, 2025 / **Checked** PHINIE / **Drawn** MAIBEJ	

VA FORM 08 - 6231

Autodesk Docs://OCFM East - Milwaukee EHRM (R24)/T24_18004375.03_VA MilwEHRM_C.rvt

9/3/2025 4:04:40 PM

Graphic Scale: 1/8" = 1'-0"
Graphic Scale: 1/16" = 1'-0"
Graphic Scale: 3/32" = 1'-0"
Graphic Scale: 1/4" = 1'-0"
Graphic Scale: 3/8" = 1'-0"
Graphic Scale: 1/2" = 1'-0"
Graphic Scale: 3/4" = 1'-0"
Graphic Scale: 1" = 1'-0"
Graphic Scale: 1 1/2" = 1'-0"

GENERAL NOTES:

1. REFER TO 1/TN400 FOR TECHNOLOGY ROUGH IN DETAIL.
2. ALL NETWORK CABLES ON THIS SHEET SHALL TERMINATE IN TE-113-106.
3. CONTRACTOR TO PROVIDE NEW J-HOOK ROUTES FOR ALL NEW CABLING. J-HOOK SIZE AND QUANTITY TO BE PER MANUFACTURER RECOMMENDATIONS.
4. REFER TO TN500-TN509 FOR RISER DIAGRAMS.
5. REFER TO SHEET TN402 FOR PENETRATION DETAILS.
6. THESE DRAWINGS MAKE THE BEST ATTEMPT TO IDENTIFY EXISTING DATA DROPS/WORK AREA OUTLETS. AS LONG AS THE TOTAL NEWLY INSTALLED DATA DROP COUNT DOES NOT VARY +/- 10% IDENTIFIED ON THESE DRAWINGS, THE CONTRACTOR'S SCOPE SHALL BE UNCHANGED.
7. NEW WORK AREA OUTLETS SHALL BE LOCATED IN EXISTING BOXES. WORK AREA OUTLETS SHOWN ON THIS SHEET MAY NOT BE IN THE EXACT LOCATION AS IDENTIFIED.
8. ALL HORIZONTAL CABLING IN BUILDING 113 SHALL BE OVERALL SHIELDED.
9. CONTRACTOR TO INCLUDE AN ALLOWANCE FOR 10% ADDITIONAL 2-PORTS CAT6A INFORMATION OUTLETS IN THEIR PROPOSAL FOR THIS SHEET. FUTURE INFORMATION OUTLET LOCATIONS WILL BE DETERMINED BY THE VA AT A LATER DATE.

KEYNOTES: #

1. EXISTING BACKBONE ENTRY POINT. PROTECT IN PLACE. DEMOLISH EXISTING FIBER OPTIC CABLE TO POINTS OF TERMINATION AFTER REDUNDANT PATH IS INSTALLED AND OPERATIONAL. REFER TO ARCHITECTURAL PHASING PLAN FOR ADDITIONAL INFORMATION. CONDUIT ENTERS ON LOWER LEVEL.

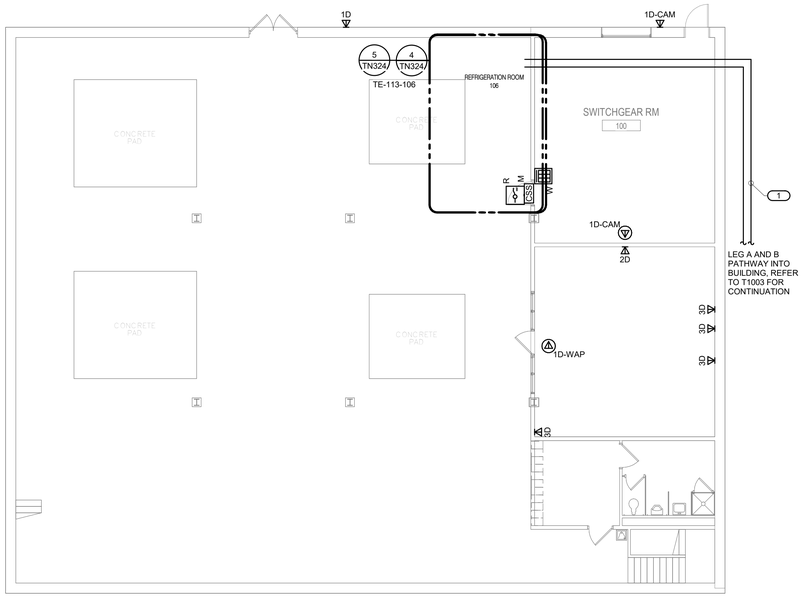

1 BUILDING 113 BASEMENT FLOOR PLAN - TECHNOLOGY

1/8" = 1'-0"

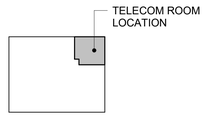

KEY PLAN - BLDG 113

NTS

35% SCHEMATIC DESIGN SUBMISSION	5.17.21
65% DESIGN DEVELOPMENT SUBMISSION	6.15.21
65% DESIGN DEVELOPMENT RESUBMISSION	8.25.21
Revisions:	Date:

CONSULTANT

IMEG
The FUTURE. Built Smarter www.imegcorp.com
15 SUNNEN DRIVE
SUITE 104
ST. LOUIS, MO 63143
P: 314.645.1132 F: 314.645.1173
PROJECT #18004375.03

ARCHITECT/ENGINEER OF RECORD

Romanyk Consulting
Focusing on what matters
Romanyk Consulting Corp. www.romanykconsulting.com
3308 Preston Road, Suite 350-164, Plano, Texas 75093

STAMP

REGISTERED COMMUNICATIONS DISTRIBUTION DESIGNER
BICSI
DAVID LARSON
BICSI ID # 105098
EXPIRES 12-31-25
RCDD

Office of Construction and Facilities Management

VA U.S. Department of Veterans Affairs

Drawing Title: BUILDING 113 BASEMENT FLOOR PLAN - TECHNOLOGY

Approved:

Phase: FINAL BID DOCUMENTS

Sprinklered: FULLY SPRINKLERED

Project Title: EHRM INFRASTRUCTURE UPGRADES - MILWAUKEE, WI

Location: 5000 W. NATIONAL AVENUE MILWAUKEE, WI

Issue Date: SEPTEMBER 05, 2025 | Checked: PHINIE | Drawn: MAIBEJ

Project Number: 695-21-700

Building Number: 113

Drawing Number: 113-TN100

VA FORM 08 - 6231

Autodesk Docs://OCFM East - Milwaukee EHRM (R24)/T24_18004375.03_VA MilwEHRM_C.rvt
9/3/2025 4:09:41 PM

GENERAL NOTES:

1. REFER TO 1/TN400 FOR TECHNOLOGY ROUGH IN DETAIL.
2. ALL NETWORK CABLES ON THIS SHEET SHALL TERMINATE IN TE-113-106.
3. CONTRACTOR TO PROVIDE NEW J-HOOK ROUTES FOR ALL NEW CABLING. J-HOOK SIZE AND QUANTITY TO BE PER MANUFACTURER RECOMMENDATIONS.
4. REFER TO TN500-TN509 FOR RISER DIAGRAMS.
5. REFER TO SHEET TN402 FOR PENETRATION DETAILS.
6. THESE DRAWINGS MAKE THE BEST ATTEMPT TO IDENTIFY EXISTING DATA DROPS/WORK AREA OUTLETS. AS LONG AS THE TOTAL NEWLY INSTALLED DATA DROP COUNT DOES NOT VARY +/- 10% IDENTIFIED ON THESE DRAWINGS, THE CONTRACTOR'S SCOPE SHALL BE UNCHANGED.
7. NEW WORK AREA OUTLETS SHALL BE LOCATED IN EXISTING BOXES. WORK AREA OUTLETS SHOWN ON THIS SHEET MAY NOT BE IN THE EXACT LOCATION AS IDENTIFIED.
8. ALL HORIZONTAL CABLING IN BUILDING 113 SHALL BE OVERALL SHIELDED.
9. CONTRACTOR TO INCLUDE AN ALLOWANCE FOR 10% ADDITIONAL 2-PORTS CAT6A INFORMATION OUTLETS IN THEIR PROPOSAL FOR THIS SHEET. FUTURE INFORMATION OUTLET LOCATIONS WILL BE DETERMINED BY THE VA AT A LATER DATE.

1 BUILDING 113 FIRST FLOOR PLAN - TECHNOLOGY

1/8" = 1'-0"

TRUE NORTH
PLAN NORTH

35% SCHEMATIC DESIGN SUBMISSION	5.17.21
65% DESIGN DEVELOPMENT SUBMISSION	6.15.21
65% DESIGN DEVELOPMENT RESUBMISSION	8.25.21
Revisions:	Date:

CONSULTANT

IMEG
The FUTURE. Built Smarter www.imegcorp.com
15 SUNNEN DRIVE
SUITE 104
ST. LOUIS, MO 63143
P: 314.645.1132 F: 314.645.1173
PROJECT #18004375.03

ARCHITECT/ENGINEER OF RECORD

Romanyk Consulting
Focusing on what matters
Romanyk Consulting Corp. www.romanykconsulting.com
3308 Preston Road, Suite 350-164, Plano, Texas 75093

STAMP

REGISTERED COMMUNICATIONS DISTRIBUTION DESIGNER
BICSI
DAVID LARSON
BICSI ID # 105098
Expires 12-31-25
RCDD

Office of Construction and Facilities Management

VA U.S. Department of Veterans Affairs

Drawing Title: BUILDING 113 FIRST FLOOR PLAN - TECHNOLOGY

Approved:

Phase: FINAL BID DOCUMENTS

Sprinklered: FULLY SPRINKLERED

Project Title: EHRM INFRASTRUCTURE UPGRADES - MILWAUKEE, WI

Location: 5000 W. NATIONAL AVENUE MILWAUKEE, WI

Issue Date: SEPTEMBER 05, 2025 | Checked: PHINIE | Drawn: MAIBEJ

Project Number: 695-21-700

Building Number: 113

Drawing Number: 113-TN101

VA FORM 08 - 6231

Autodesk Docs://OCFM East - Milwaukee EHRM (R24)/T24_18004375.03_VA MilwEHRM_C.rvt

9/3/2025 4:04:42 PM

SHEET NOTES:

1. REMOVE ALL NETWORK CABLING TO POINTS OF TERMINATION IN ASSOCIATED TELECOM ROOMS. REFER TO FLOOR PLANS AND SHEET T1001 FOR TR ROOM LOCATIONS.
2. REFER TO ARCHITECTURAL PHASING PLANS FOR WHEN EXISTING CABLING IS ALLOWED TO BE DEMOLISHED.
3. FOR ALL EXISTING WIRELESS ACCESS POINTS AND SURVEILLANCE CAMERAS, DEVICES SHALL REMAIN. SCOPE OF WORK INCLUDES CABLE REPLACEMENT ONLY. COORDINATE WITH COR FOR ANY DOWNTIME OF DEVICES.
4. EXISTING LOCATIONS OF WORK AREA OUTLETS SHOWN ON THIS SHEET MAY NOT NECESSARILY BE IN THE EXACT LOCATION AS IDENTIFIED.

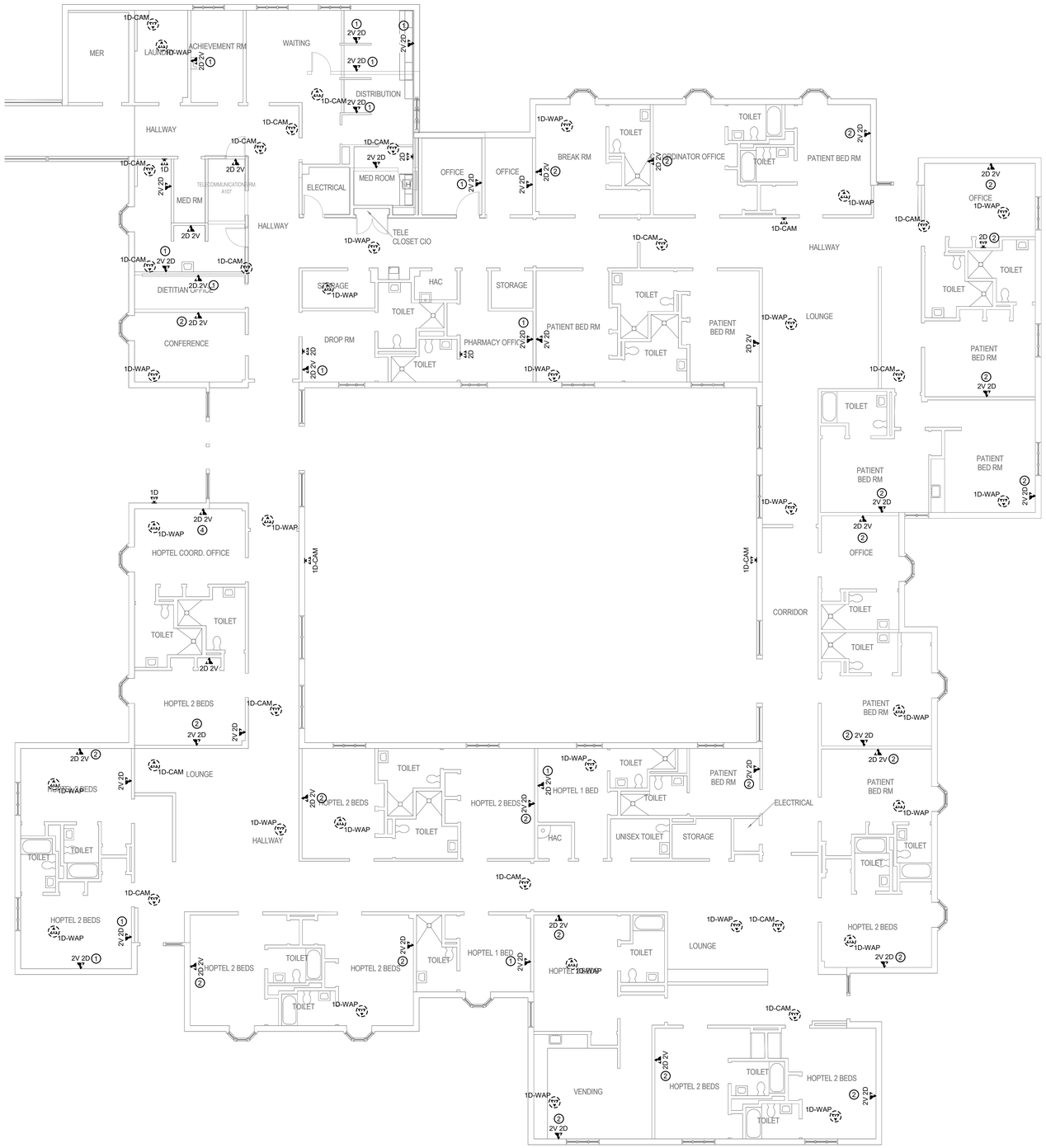

1 FIRST FLOOR DEMOLITION - TECHNOLOGY - BLDG. 123 - AREA A

1/8" = 1'-0"

TRUE NORTH
PLAN NORTH

Revisions:	Date:
35% SCHEMATIC DESIGN SUBMISSION	5.17.21
65% DESIGN DEVELOPMENT SUBMISSION	6.15.21
65% DESIGN DEVELOPMENT RESUBMISSION	8.25.21

CONSULTANT

IMEG
The FUTURE. Built Smarter. www.imegcorp.com
15 SUNNEN DRIVE
SUITE 104
ST. LOUIS, MO 63143
P: 314.645.1132 F: 314.645.1173
PROJECT #18004375.03

ARCHITECT/ENGINEER OF RECORD

Romanyk Consulting
Focusing on what matters
Romanyk Consulting Corp. www.romanykconsulting.com
3308 Preston Road, Suite 350-164, Plano, Texas 75093

STAMP

REGISTERED COMMUNICATIONS DISTRIBUTION DESIGNER
Bicsi
DAVID LARSON
BICSI ID # 106098
EXPIRES 12-31-25
RCDD

Office of Construction and Facilities Management

VA U.S. Department of Veterans Affairs

Drawing Title	BUILDING 123 FIRST FLOOR DEMO PLAN - TECHNOLOGY - AREA A
Approved:	
Phase	FINAL BID DOCUMENTS
Sprinklered	FULLY SPRINKLERED
Project Title	EHRM INFRASTRUCTURE UPGRADES - MILWAUKEE, WI
Location	5000 W. NATIONAL AVENUE MILWAUKEE, WI
Issue Date	SEPTEMBER 05, 2025
Checked	PHINIE
Drawn	MAIBEJ
Project Number	695-21-700
Building Number	123
Drawing Number	123-TD101A

VA FORM 08 - 6231

Autodesk Docs://OCFM East - Milwaukee EHRM (R24)/724_18004375.03_VA MilwEHRM_C.rvt

9/3/2025 4:04:45 PM

SHEET NOTES:

1. REMOVE ALL NETWORK CABLING TO POINTS OF TERMINATION IN ASSOCIATED TELECOM ROOMS. REFER TO FLOOR PLANS AND SHEET T1001 FOR TR ROOM LOCATIONS.
2. REFER TO ARCHITECTURAL PHASING PLANS FOR WHEN EXISTING CABLING IS ALLOWED TO BE DEMOLISHED.
3. FOR ALL EXISTING WIRELESS ACCESS POINTS AND SURVEILLANCE CAMERAS, DEVICES SHALL REMAIN. SCOPE OF WORK INCLUDES CABLE REPLACEMENT ONLY. COORDINATE WITH COR FOR ANY DOWNTIME OF DEVICES.
4. EXISTING LOCATIONS OF WORK AREA OUTLETS SHOWN ON THIS SHEET MAY NOT NECESSARILY BE IN THE EXACT LOCATION AS IDENTIFIED.

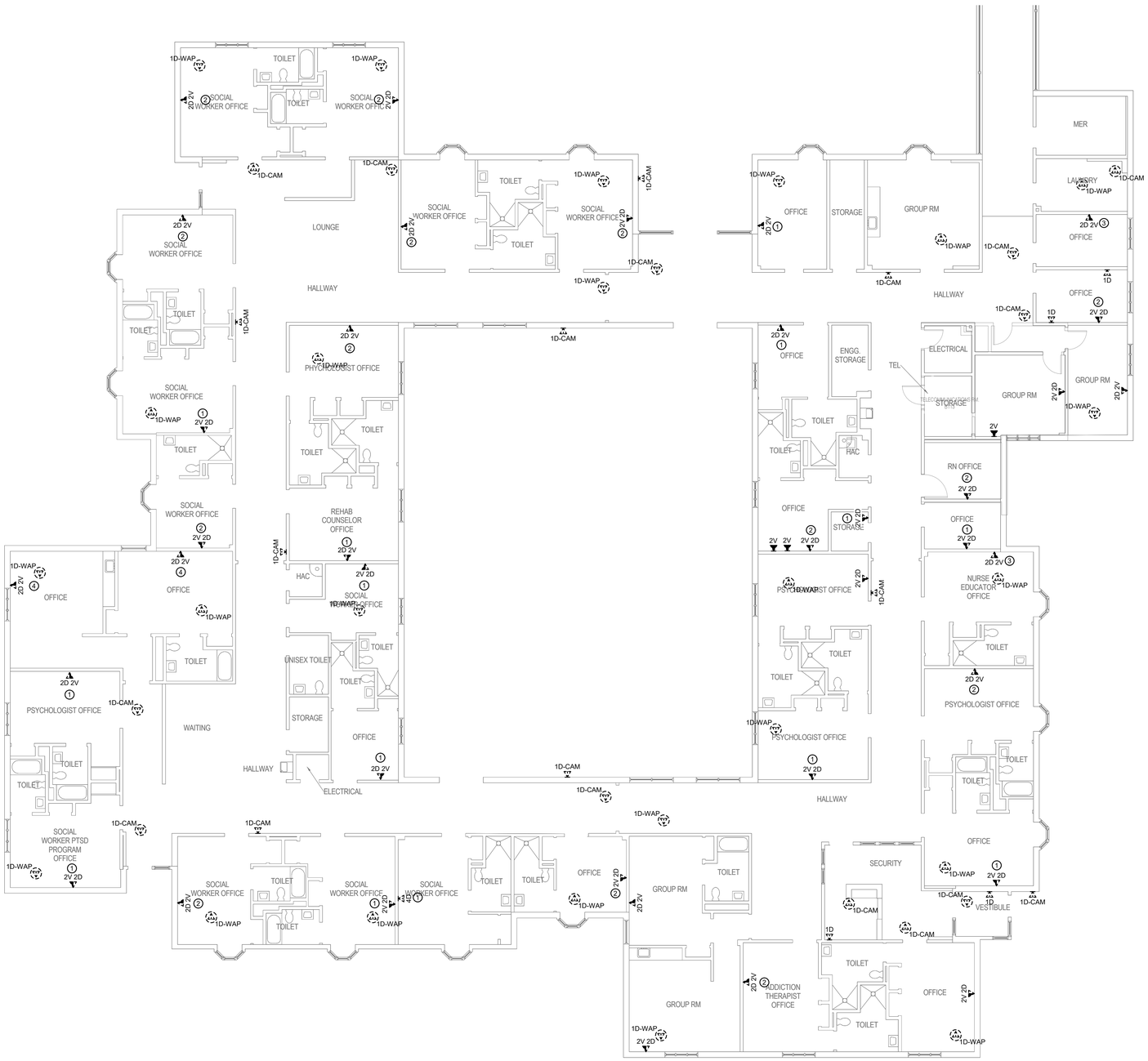

1 FIRST FLOOR DEMOLITION - TECHNOLOGY - BLDG. 123 - AREA B

1/8" = 1'-0"

TRUE NORTH
PLAN NORTH

35% SCHEMATIC DESIGN SUBMISSION	5.17.21
65% DESIGN DEVELOPMENT SUBMISSION	6.15.21
65% DESIGN DEVELOPMENT RESUBMISSION	8.25.21
Revisions:	Date:

CONSULTANT

IMEG
The FUTURE. Built Smarter www.imegcorp.com
15 SUNNEN DRIVE
SUITE 104
ST. LOUIS, MO 63143
P: 314.645.1132 F: 314.645.1173
PROJECT #18004375.03

ARCHITECT/ENGINEER OF RECORD

Romanyk Consulting
Focusing on what matters
Romanyk Consulting Corp. www.romanykconsulting.com
3308 Preston Road, Suite 350-164, Plano, Texas 75093

STAMP

REGISTERED COMMUNICATIONS DISTRIBUTION DESIGNER
Bicsi
DAVID LARSON
BICSI ID # 106098
Expires 12-31-25
RCDD

Office of Construction and Facilities Management

VA U.S. Department of Veterans Affairs

Drawing Title BUILDING 123 FIRST FLOOR DEMO PLAN - TECHNOLOGY - AREA B	**Phase** FINAL BID DOCUMENTS	**Project Title** EHRM INFRASTRUCTURE UPGRADES - MILWAUKEE, WI	**Project Number** 695-21-700
			Building Number 123
Approved:	**Sprinklered** FULLY SPRINKLERED	**Location** 5000 W. NATIONAL AVENUE MILWAUKEE, WI	**Drawing Number** 123-TD101B
		Issue Date SEPTEMBER 05, 2025 / **Checked** PHINIE / **Drawn** MAIBEJ	

VA FORM 08 - 6231

Autodesk Docs://OCFM East - Milwaukee EHRM (R24)/T24_18004375.03_VA MilwEHRM_C.rvt

9/3/2025 4:04:47 PM

SHEET NOTES:

1. REMOVE ALL NETWORK CABLING TO POINTS OF TERMINATION IN ASSOCIATED TELECOM ROOMS. REFER TO FLOOR PLANS AND SHEET T1001 FOR TR ROOM LOCATIONS.
2. REFER TO ARCHITECTURAL PHASING PLANS FOR WHEN EXISTING CABLING IS ALLOWED TO BE DEMOLISHED.
3. FOR ALL EXISTING WIRELESS ACCESS POINTS AND SURVEILLANCE CAMERAS, DEVICES SHALL REMAIN. SCOPE OF WORK INCLUDES CABLE REPLACEMENT ONLY. COORDINATE WITH COR FOR ANY DOWNTIME OF DEVICES.
4. EXISTING LOCATIONS OF WORK AREA OUTLETS SHOWN ON THIS SHEET MAY NOT NECESSARILY BE IN THE EXACT LOCATION AS IDENTIFIED.

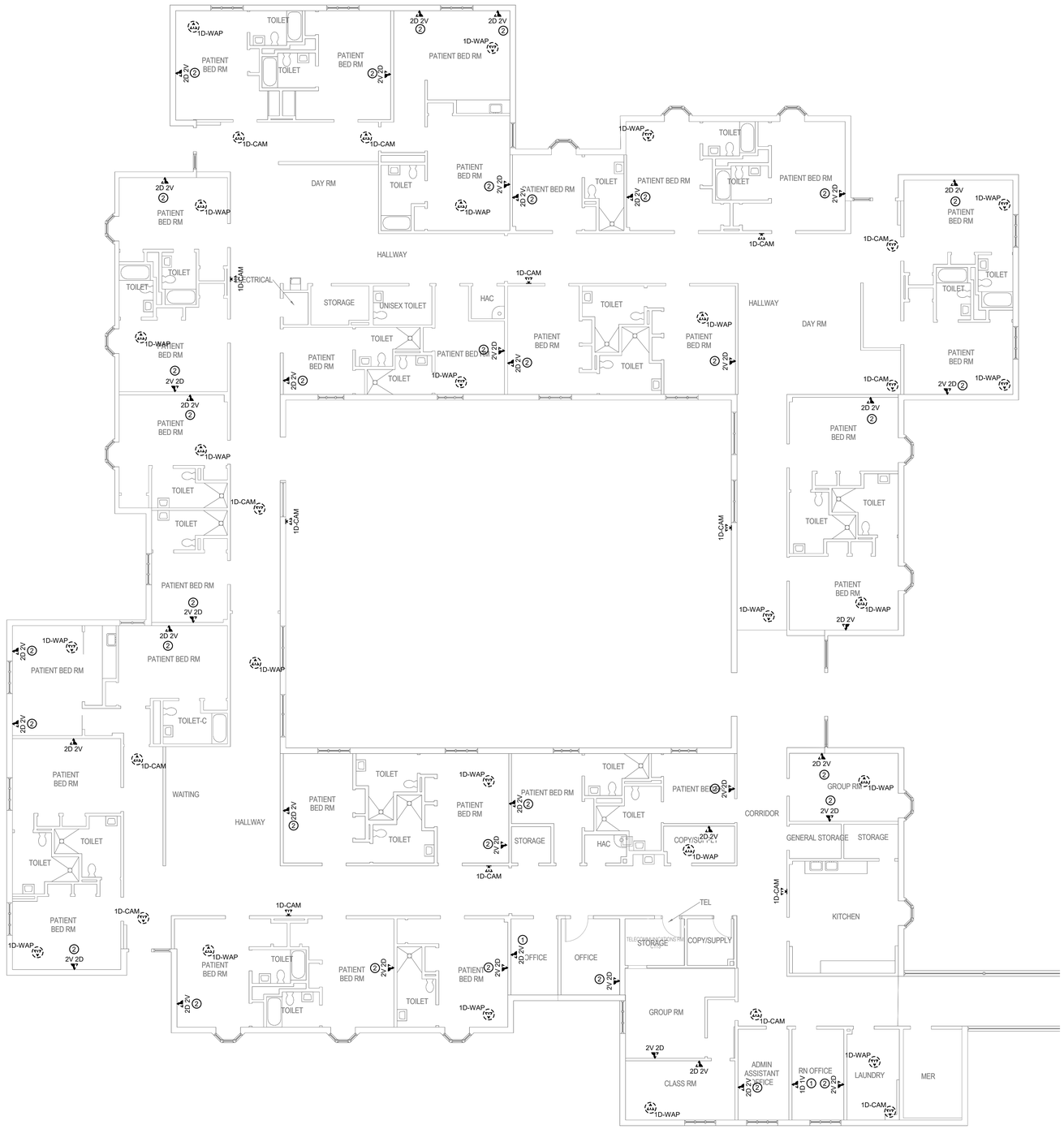

1 FIRST FLOOR DEMOLITION - TECHNOLOGY - BLDG. 123 - AREA C

1/8" = 1'-0"

TRUE NORTH
PLAN NORTH

Revisions:	Date:
35% SCHEMATIC DESIGN SUBMISSION	5.17.21
65% DESIGN DEVELOPMENT SUBMISSION	6.15.21
65% DESIGN DEVELOPMENT RESUBMISSION	8.25.21

CONSULTANT

IMEG
The FUTURE Built Smarter www.imegcorp.com
15 SUNNEN DRIVE
SUITE 104
ST. LOUIS, MO 63143
P: 314.645.1132 F: 314.645.1173
PROJECT #18004375.03

ARCHITECT/ENGINEER OF RECORD

Romanyk Consulting
Focusing on what matters
Romanyk Consulting Corp. www.romanykconsulting.com
3308 Preston Road, Suite 350-164, Plano, Texas 75093

STAMP

REGISTERED COMMUNICATIONS DISTRIBUTION DESIGNER
Bicsi
DAVID LARSON
BICSI ID # 106098
EXPIRES 12-31-25
RCDD

Office of Construction and Facilities Management

VA U.S. Department of Veterans Affairs

Drawing Title BUILDING 123 FIRST FLOOR DEMO PLAN - TECHNOLOGY - AREA C	**Phase** FINAL BID DOCUMENTS	**Project Title** EHRM INFRASTRUCTURE UPGRADES - MILWAUKEE, WI	**Project Number** 695-21-700
			Building Number 123
Approved:	**Sprinklered** FULLY SPRINKLERED	**Location** 5000 W. NATIONAL AVENUE MILWAUKEE, WI	**Drawing Number** 123-TD101C
		Issue Date SEPTEMBER 05, 2025 / **Checked** PHINIE / **Drawn** MAIBEJ	

VA FORM 08 - 6231

Autodesk Docs://OCFM East - Milwaukee EHRM (R24)/T24_18004375.03_VA MilwEHRM_C.rvt

9/3/2025 4:04:49 PM

Graphic Scale: 1/16" = 1'-0"
Graphic Scale: 1/8" = 1'-0"
Graphic Scale: 3/32" = 1'-0"
Graphic Scale: 1/4" = 1'-0"
Graphic Scale: 3/8" = 1'-0"
Graphic Scale: 1/2" = 1'-0"
Graphic Scale: 3/4" = 1'-0"
Graphic Scale: 1" = 1'-0"
Graphic Scale: 1 1/2" = 1'-0"

SHEET NOTES:

1. REMOVE ALL NETWORK CABLING TO POINTS OF TERMINATION IN ASSOCIATED TELECOM ROOMS. REFER TO FLOOR PLANS AND SHEET T1001 FOR TR ROOM LOCATIONS.
2. REFER TO ARCHITECTURAL PHASING PLANS FOR WHEN EXISTING CABLING IS ALLOWED TO BE DEMOLISHED.
3. FOR ALL EXISTING WIRELESS ACCESS POINTS AND SURVEILLANCE CAMERAS, DEVICES SHALL REMAIN. SCOPE OF WORK INCLUDES CABLE REPLACEMENT ONLY. COORDINATE WITH COR FOR ANY DOWNTIME OF DEVICES.
4. EXISTING LOCATIONS OF WORK AREA OUTLETS SHOWN ON THIS SHEET MAY NOT NECESSARILY BE IN THE EXACT LOCATION AS IDENTIFIED.

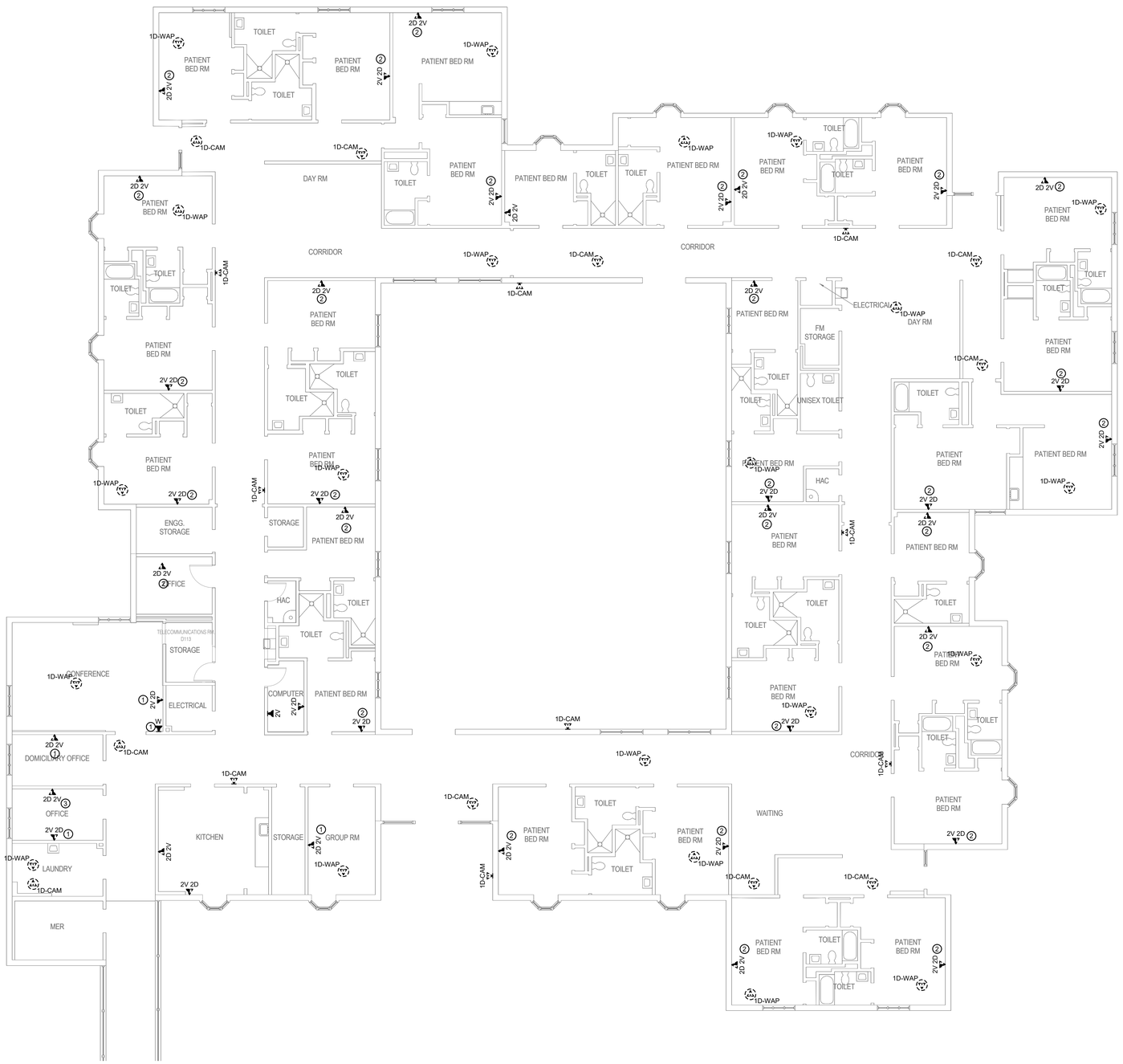

1 FIRST FLOOR DEMOLITION - TECHNOLOGY - BLDG. 123 - AREA D

1/8" = 1'-0"

TRUE NORTH
PLAN NORTH

35% SCHEMATIC DESIGN SUBMISSION	5.17.21
65% DESIGN DEVELOPMENT SUBMISSION	6.15.21
65% DESIGN DEVELOPMENT RESUBMISSION	8.25.21
Revisions:	Date:

CONSULTANT

IMEG
The FUTURE. Built Smarter www.imegcorp.com
15 SUNNEN DRIVE
SUITE 104
ST. LOUIS, MO 63143
P: 314.645.1132 F: 314.645.1173
PROJECT #18004375.03

ARCHITECT/ENGINEER OF RECORD

Romanyk Consulting
Focusing on what matters
Romanyk Consulting Corp. www.romanykconsulting.com
3308 Preston Road, Suite 350-164, Plano, Texas 75093

STAMP

REGISTERED COMMUNICATIONS DISTRIBUTION DESIGNER
BICSI
DAVID LARSON
BICSI ID # 106098
Expires 12-31-25
RCDD

Office of Construction and Facilities Management
VA U.S. Department of Veterans Affairs

Drawing Title: BUILDING 123 FIRST FLOOR DEMO PLAN - TECHNOLOGY - AREA D	Phase: FINAL BID DOCUMENTS	Project Title: EHRM INFRASTRUCTURE UPGRADES - MILWAUKEE, WI	Project Number: 695-21-700
Approved:	Sprinklered: FULLY SPRINKLERED	Location: 5000 W. NATIONAL AVENUE MILWAUKEE, WI	Building Number: 123
		Issue Date: SEPTEMBER 05, 2025 / Checked: PHINIE / Drawn: MAIBEJ	Drawing Number: 123-TD101D

VA FORM 08 - 6231

Autodesk Docs://OCFM East - Milwaukee EHRM (R24)/T24_18004375.03_VA MilwEHRM_C.rvt

9/3/2025 4:04:52 PM

SHEET NOTES:

1. REMOVE ALL NETWORK CABLING TO POINTS OF TERMINATION IN ASSOCIATED TELECOM ROOMS. REFER TO FLOOR PLANS AND SHEET T1001 FOR TR ROOM LOCATIONS.
2. REFER TO ARCHITECTURAL PHASING PLANS FOR WHEN EXISTING CABLING IS ALLOWED TO BE DEMOLISHED.
3. FOR ALL EXISTING WIRELESS ACCESS POINTS AND SURVEILLANCE CAMERAS, DEVICES SHALL REMAIN. SCOPE OF WORK INCLUDES CABLE REPLACEMENT ONLY. COORDINATE WITH COR FOR ANY DOWNTIME OF DEVICES.
4. EXISTING LOCATIONS OF WORK AREA OUTLETS SHOWN ON THIS SHEET MAY NOT NECESSARILY BE IN THE EXACT LOCATION AS IDENTIFIED.

1 FIRST FLOOR DEMOLITION - TECHNOLOGY - BLDG. 123 - AREA E

1/8" = 1'-0"

TRUE NORTH
PLAN NORTH

35% SCHEMATIC DESIGN SUBMISSION	5.17.21
65% DESIGN DEVELOPMENT SUBMISSION	6.15.21
65% DESIGN DEVELOPMENT RESUBMISSION	8.25.21
Revisions:	Date:

CONSULTANT

IMEG
The FUTURE. Built Smarter www.imegcorp.com
15 SUNNEN DRIVE
SUITE 104
ST. LOUIS, MO 63143
P: 314.645.1132 F: 314.645.1173
PROJECT #18004375.03

ARCHITECT/ENGINEER OF RECORD

Romanyk Consulting
Focusing on what matters
Romanyk Consulting Corp. www.romanykconsulting.com
3308 Preston Road, Suite 350-164, Plano, Texas 75093

STAMP

REGISTERED COMMUNICATIONS DISTRIBUTION DESIGNER
Bicsi
DAVID LARSON
BICSI ID # 106098
EXPIRES 12-31-25
RCDD

Office of Construction and Facilities Management

VA U.S. Department of Veterans Affairs

Drawing Title: BUILDING 123 FIRST FLOOR DEMO PLAN - TECHNOLOGY - AREA E	Phase: FINAL BID DOCUMENTS	Project Title: EHRM INFRASTRUCTURE UPGRADES - MILWAUKEE, WI	Project Number: 695-21-700
Approved:	Sprinklered: FULLY SPRINKLERED	Location: 5000 W. NATIONAL AVENUE MILWAUKEE, WI	Building Number: 123
		Issue Date: SEPTEMBER 05, 2025 / Checked: PHINIE / Drawn: MAIBEJ	Drawing Number: 123-TD101E

VA FORM 08 - 6231

Autodesk Docs://OCFM East - Milwaukee EHRM (R24)/T24_18004375.03_VA MilwEHRM_C.rvt

9/3/2025 4:04:54 PM

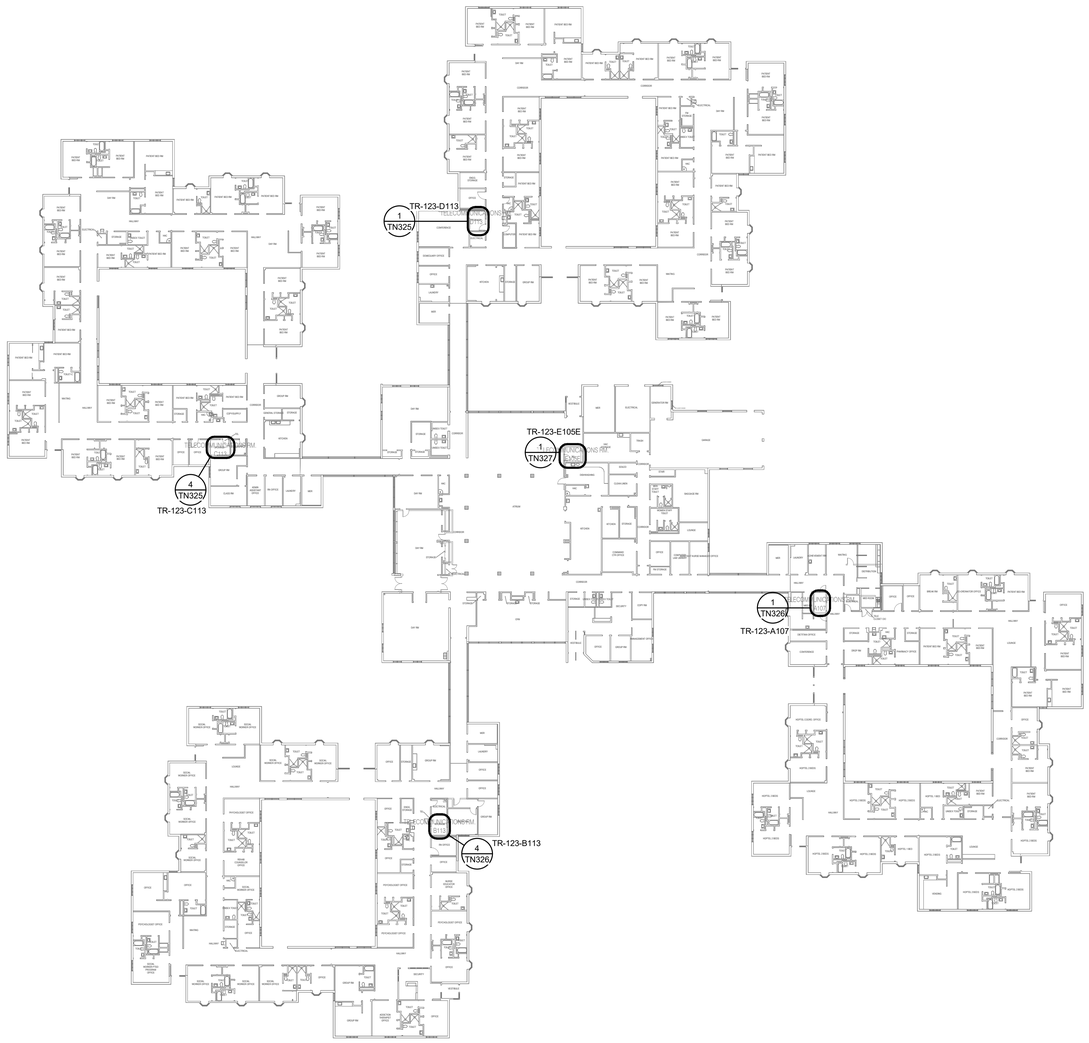

1 BUILDING 123 FIRST FLOOR OVERALL PLAN - TECHNOLOGY

1" = 30'-0"

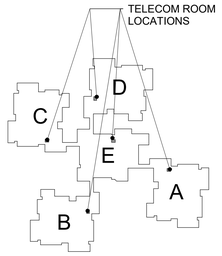

KEY PLAN - BLDG 123

NTS

TRUE NORTH
PLAN NORTH

0' 15' 30' 60'

Graphic Scale : 1" = 30'-0"

Revisions:	Date:
35% SCHEMATIC DESIGN SUBMISSION	5.17.21
65% DESIGN DEVELOPMENT SUBMISSION	6.15.21
65% DESIGN DEVELOPMENT RESUBMISSION	8.25.21

CONSULTANT

IMEG
The FUTURE. Built Smarter www.imegcorp.com
15 SUNNEN DRIVE
SUITE 104
ST. LOUIS, MO 63143
P: 314.645.1132 F: 314.645.1173
PROJECT #18004375.03

ARCHITECT/ENGINEER OF RECORD

Romanyk Consulting
Focusing on what matters
Romanyk Consulting Corp. www.romanykconsulting.com
3308 Preston Road, Suite 350-164, Plano, Texas 75093

STAMP

REGISTERED COMMUNICATIONS DISTRIBUTION DESIGNER
Bicsi
DAVID LARSON
BICSI ID # 106098
Expires 12-31-25
RCDD

Office of Construction and Facilities Management

VA U.S. Department of Veterans Affairs

Drawing Title: BUILDING 123 FIRST FLOOR OVERALL PLAN - TECHNOLOGY

Approved:

Phase: FINAL BID DOCUMENTS

Sprinklered: FULLY SPRINKLERED

Project Title: EHRM INFRASTRUCTURE UPGRADES - MILWAUKEE, WI

Location: 5000 W. NATIONAL AVENUE MILWAUKEE, WI

Issue Date: SEPTEMBER 05, 2025 | Checked: PHINIE | Drawn: MAIBEJ

Project Number: 695-21-700

Building Number: 123

Drawing Number: 123-TN101

VA FORM 08 - 6231

Autodesk Docs://OCFM East - Milwaukee EHRM (R24)/T24_18004375.03_VA MilwEHRM_C.rvt

9/3/2025 4:04:56 PM

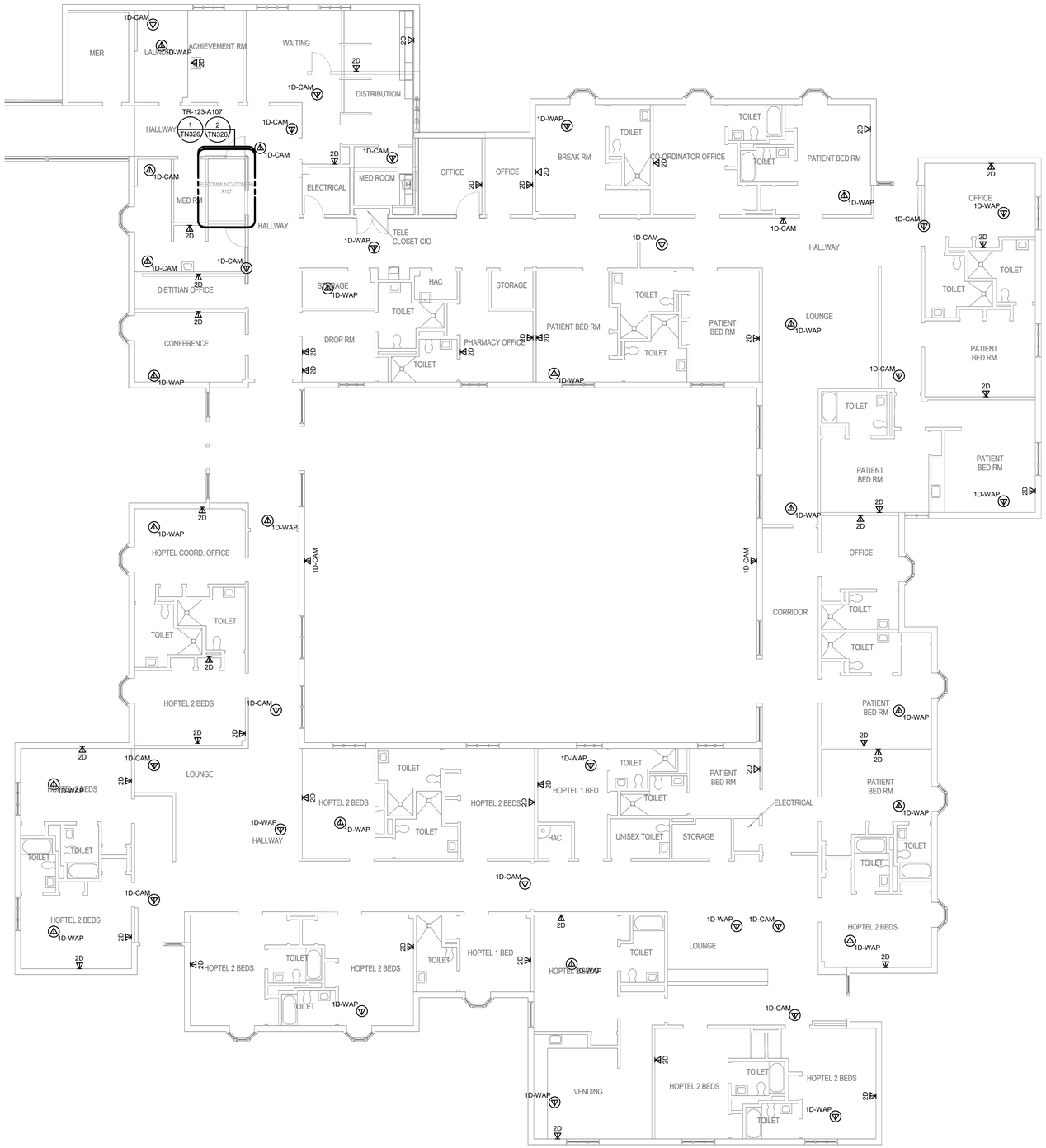

GENERAL NOTES:

1. REFER TO 1/TN400 FOR TECHNOLOGY ROUGH IN DETAIL.
2. ALL NETWORK CABLES ON THIS SHEET SHALL TERMINATE IN TR-123-A1007.
3. CONTRACTOR TO PROVIDE NEW J-HOOK ROUTES FOR ALL NEW CABLING. J-HOOK SIZE AND QUANTITY TO BE PER MANUFACTURER RECOMMENDATIONS.
4. REFER TO TN500-TN509 FOR RISER DIAGRAMS.
5. REFER TO SHEET TN402 FOR PENETRATION DETAILS.
6. THESE DRAWINGS MAKE THE BEST ATTEMPT TO IDENTIFY EXISTING DATA DROPS/WORK AREA OUTLETS. AS LONG AS THE TOTAL NEWLY INSTALLED DATA DROP COUNT DOES NOT VARY +/- 10% IDENTIFIED ON THESE DRAWINGS, THE CONTRACTOR'S SCOPE SHALL BE UNCHANGED.
7. NEW WORK AREA OUTLETS SHALL BE LOCATED IN EXISTING BOXES. WORK AREA OUTLETS SHOWN ON THIS SHEET MAY NOT BE IN THE EXACT LOCATION AS IDENTIFIED.
8. CONTRACTOR TO INCLUDE AN ALLOWANCE FOR 10% ADDITIONAL 2-PORTS CAT6A INFORMATION OUTLETS IN THEIR PROPOSAL FOR THIS SHEET. FUTURE INFORMATION OUTLET LOCATIONS WILL BE DETERMINED BY THE VA AT A LATER DATE.

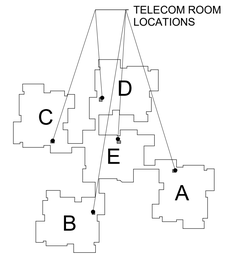

KEY PLAN - BLDG 123
NTS

TRUE NORTH
PLAN NORTH

1 BUILDING 123 FIRST FLOOR PLAN - TECHNOLOGY - AREA A

1/8" = 1'-0"

Revisions:	Date:
35% SCHEMATIC DESIGN SUBMISSION	5.17.21
65% DESIGN DEVELOPMENT SUBMISSION	6.15.21
65% DESIGN DEVELOPMENT RESUBMISSION	8.25.21

CONSULTANT

IMEG
The FUTURE. Built Smarter. www.imegcorp.com
15 SUNNEN DRIVE
SUITE 104
ST. LOUIS, MO 63143
P: 314.645.1132 F: 314.645.1173
PROJECT #18004375.03

ARCHITECT/ENGINEER OF RECORD

Romanyk Consulting
Focusing on what matters
Romanyk Consulting Corp. www.romanykconsulting.com
3308 Preston Road, Suite 350-164, Plano, Texas 75093

STAMP

REGISTERED COMMUNICATIONS DISTRIBUTION DESIGNER
Bicsi
DAVID LARSON
BICSI ID # 106098
EXPIRES 12-31-25
RCDD

Office of Construction and Facilities Management

VA U.S. Department of Veterans Affairs

Drawing Title: BUILDING 123 FIRST FLOOR PLAN - TECHNOLOGY - AREA A

Approved:

Phase: FINAL BID DOCUMENTS

Sprinklered: FULLY SPRINKLERED

Project Title: EHRM INFRASTRUCTURE UPGRADES - MILWAUKEE, WI

Location: 5000 W. NATIONAL AVENUE MILWAUKEE, WI

Issue Date: SEPTEMBER 05, 2025 | Checked: PHINIE | Drawn: MAIBEJ

Project Number: 695-21-700

Building Number: 123

Drawing Number: 123-TN101A

VA FORM 08 - 6231

Autodesk Docs://OCFM East - Milwaukee EHRM (R24)/T24_18004375.03_VA MilwEHRM_C.rvt

9/3/2025 4:04:58 PM

GENERAL NOTES:

1. REFER TO 1/TN400 FOR TECHNOLOGY ROUGH IN DETAIL.
2. ALL NETWORK CABLES ON THIS SHEET SHALL TERMINATE IN TR-123-B113.
3. CONTRACTOR TO PROVIDE NEW J-HOOK ROUTES FOR ALL NEW CABLING. J-HOOK SIZE AND QUANTITY TO BE PER MANUFACTURER RECOMMENDATIONS.
4. REFER TO TN500-TN509 FOR RISER DIAGRAMS.
5. REFER TO SHEET TN402 FOR PENETRATION DETAILS.
6. THESE DRAWINGS MAKE THE BEST ATTEMPT TO IDENTIFY EXISTING DATA DROPS/WORK AREA OUTLETS. AS LONG AS THE TOTAL NEWLY INSTALLED DATA DROP COUNT DOES NOT VARY +/- 10% IDENTIFIED ON THESE DRAWINGS, THE CONTRACTOR'S SCOPE SHALL BE UNCHANGED.
7. NEW WORK AREA OUTLETS SHALL BE LOCATED IN EXISTING BOXES. WORK AREA OUTLETS SHOWN ON THIS SHEET MAY NOT BE IN THE EXACT LOCATION AS IDENTIFIED.
8. CONTRACTOR TO INCLUDE AN ALLOWANCE FOR 10% ADDITIONAL 2-PORTS CAT6A INFORMATION OUTLETS IN THEIR PROPOSAL FOR THIS SHEET. FUTURE INFORMATION OUTLET LOCATIONS WILL BE DETERMINED BY THE VA AT A LATER DATE.

KEYNOTES: #

1. TWO (2) 4" CONDUITS TO BACKBONE PATH.

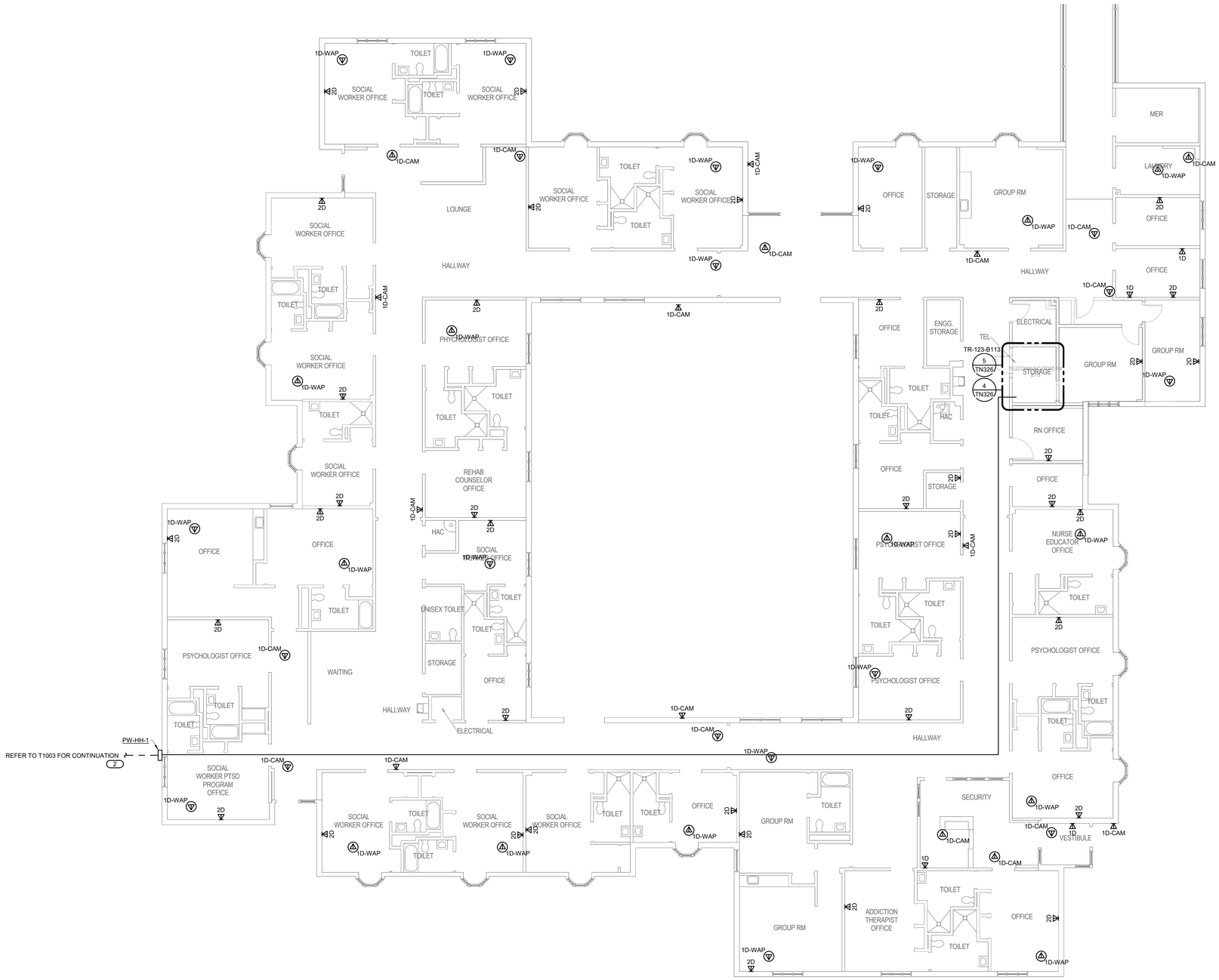

1 **BUILDING 123 FIRST FLOOR PLAN - TECHNOLOGY - AREA B**
1/8" = 1'-0"

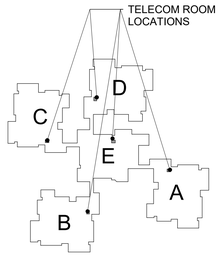

KEY PLAN - BLDG 123
NTS

TRUE NORTH
PLAN NORTH

Revisions:	Date:
35% SCHEMATIC DESIGN SUBMISSION	5.17.21
65% DESIGN DEVELOPMENT SUBMISSION	6.15.21
65% DESIGN DEVELOPMENT RESUBMISSION	8.25.21

CONSULTANT

IMEG
The FUTURE Built Smarter www.imegcorp.com
15 SUNNEN DRIVE
SUITE 104
ST. LOUIS, MO 63143
P: 314.645.1132 F: 314.645.1173
PROJECT #18004375.03

ARCHITECT/ENGINEER OF RECORD

Romanyk Consulting
Focusing on what matters
Romanyk Consulting Corp. www.romanykconsulting.com
3308 Preston Road, Suite 350-164, Plano, Texas 75093

STAMP

REGISTERED COMMUNICATIONS DISTRIBUTION DESIGNER
Bicsi
DAVID LARSON
BICSI ID # 106098
Expires 12-31-25
RCDD

Office of Construction and Facilities Management

VA U.S. Department of Veterans Affairs

Drawing Title: BUILDING 123 FIRST FLOOR PLAN - TECHNOLOGY - AREA B

Approved:

Phase: FINAL BID DOCUMENTS

Sprinklered: FULLY SPRINKLERED

Project Title: EHRM INFRASTRUCTURE UPGRADES - MILWAUKEE, WI

Location: 5000 W. NATIONAL AVENUE MILWAUKEE, WI

Issue Date: SEPTEMBER 05, 2025

Checked: PHINIE

Drawn: MAIBEJ

Project Number: 695-21-700

Building Number: 123

Drawing Number: 123-TN101B

VA FORM 08 - 6231

Autodesk Docs://OCFM East - Milwaukee EHRM (R24)/T24_18004375.03_VA MilwEHRM_C.rvt 9/3/2025 4:04:59 PM

GENERAL NOTES:

1. REFER TO 1/TN400 FOR TECHNOLOGY ROUGH IN DETAIL.
2. ALL NETWORK CABLES ON THIS SHEET SHALL TERMINATE IN TR-123-C113.
3. CONTRACTOR TO PROVIDE NEW J-HOOK ROUTES FOR ALL NEW CABLING. J-HOOK SIZE AND QUANTITY TO BE PER MANUFACTURER RECOMMENDATIONS.
4. REFER TO TN500-TN509 FOR RISER DIAGRAMS.
5. REFER TO SHEET TN402 FOR PENETRATION DETAILS.
6. THESE DRAWINGS MAKE THE BEST ATTEMPT TO IDENTIFY EXISTING DATA DROPS/WORK AREA OUTLETS. AS LONG AS THE TOTAL NEWLY INSTALLED DATA DROP COUNT DOES NOT VARY +/- 10% IDENTIFIED ON THESE DRAWINGS, THE CONTRACTOR'S SCOPE SHALL BE UNCHANGED.
7. NEW WORK AREA OUTLETS SHALL BE LOCATED IN EXISTING BOXES. WORK AREA OUTLETS SHOWN ON THIS SHEET MAY NOT BE IN THE EXACT LOCATION AS IDENTIFIED.
8. CONTRACTOR TO INCLUDE AN ALLOWANCE FOR 10% ADDITIONAL 2-PORTS CAT6A INFORMATION OUTLETS IN THEIR PROPOSAL FOR THIS SHEET. FUTURE INFORMATION OUTLET LOCATIONS WILL BE DETERMINED BY THE VA AT A LATER DATE.

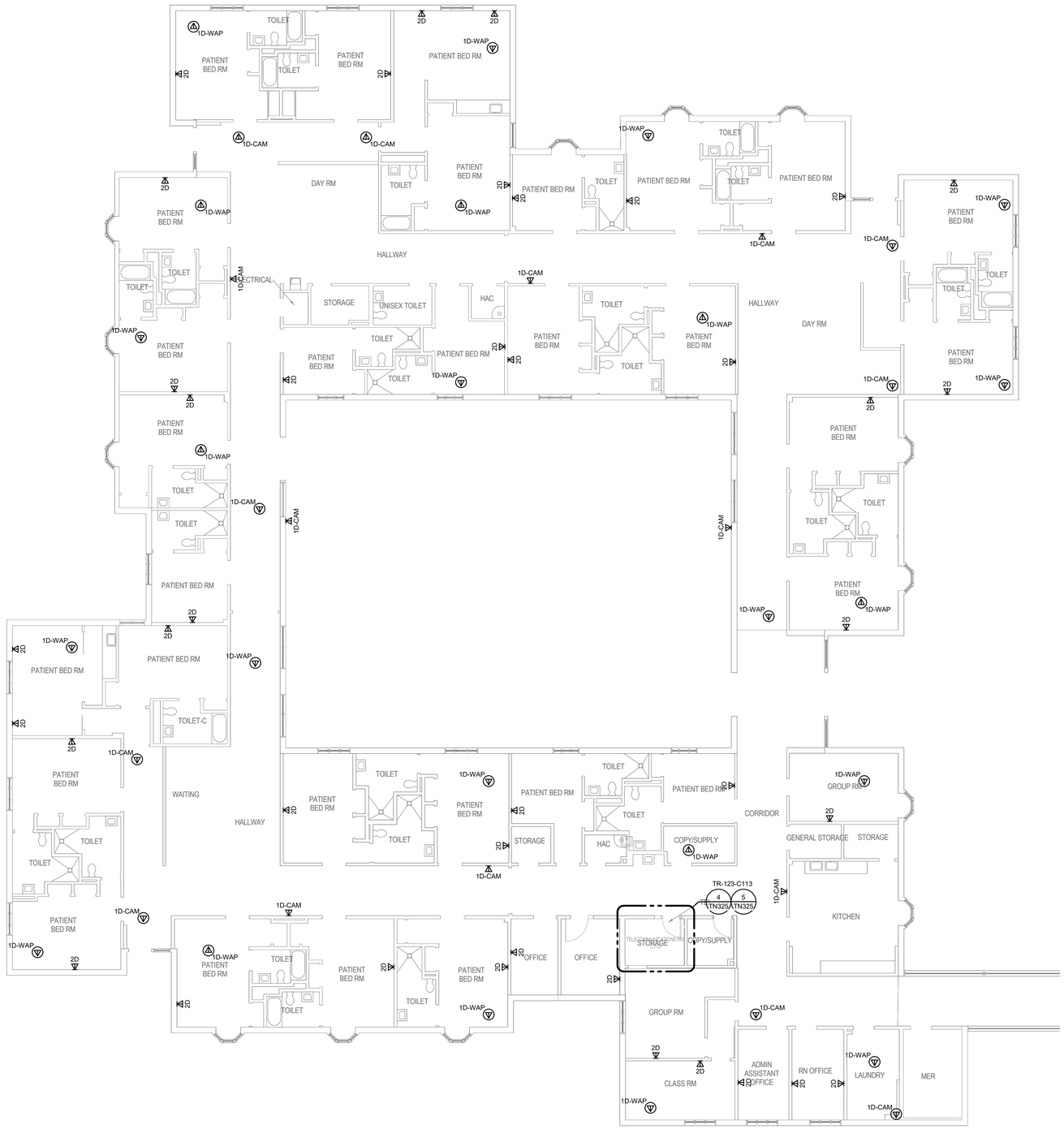

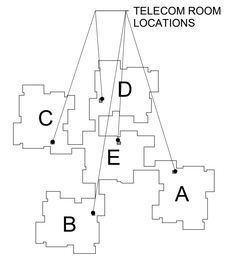

KEY PLAN - BLDG 123
NTS

1 BUILDING 123 FIRST FLOOR PLAN - TECHNOLOGY - AREA C

1/8" = 1'-0"

TRUE NORTH
PLAN NORTH

Revisions:	Date:
35% SCHEMATIC DESIGN SUBMISSION	5.17.21
65% DESIGN DEVELOPMENT SUBMISSION	6.15.21
65% DESIGN DEVELOPMENT RESUBMISSION	8.25.21

CONSULTANT

IMEG
The FUTURE Built Smarter www.imegcorp.com
15 SUNNEN DRIVE
SUITE 104
ST. LOUIS, MO 63143
P: 314.645.1132 F: 314.645.1173
PROJECT #18004375.03

ARCHITECT/ENGINEER OF RECORD

Romanyk Consulting
Focusing on what matters
Romanyk Consulting Corp. www.romanykconsulting.com
3308 Preston Road, Suite 350-164, Plano, Texas 75093

STAMP

REGISTERED COMMUNICATIONS DISTRIBUTION DESIGNER
Bicsi
DAVID LARSON
BICSI ID # 106098
EXPIRES 12-31-25
RCDD

Office of Construction and Facilities Management

VA U.S. Department of Veterans Affairs

Drawing Title: BUILDING 123 FIRST FLOOR PLAN - TECHNOLOGY - AREA C

Approved:

Phase: FINAL BID DOCUMENTS

Sprinklered: FULLY SPRINKLERED

Project Title: EHRM INFRASTRUCTURE UPGRADES - MILWAUKEE, WI

Location: 5000 W. NATIONAL AVENUE MILWAUKEE, WI

Issue Date: SEPTEMBER 05, 2025

Checked: PHINIE

Drawn: MAIBEJ

Project Number: 695-21-700

Building Number: 123

Drawing Number: 123-TN101C

VA FORM 08 - 6231

Autodesk Docs://CCFM East - Milwaukee EHRM (R24)/T24_18004375.03_VA MilwEHRM_C.rvt

9/3/2024 4:05:01 PM

Graphic Scale: 1/16" = 1'-0"
Graphic Scale: 1/8" = 1'-0"
Graphic Scale: 3/32" = 1'-0"
Graphic Scale: 1/4" = 1'-0"
Graphic Scale: 3/8" = 1'-0"
Graphic Scale: 1/2" = 1'-0"
Graphic Scale: 3/4" = 1'-0"
Graphic Scale: 1" = 1'-0"
Graphic Scale: 1 1/2" = 1'-0"

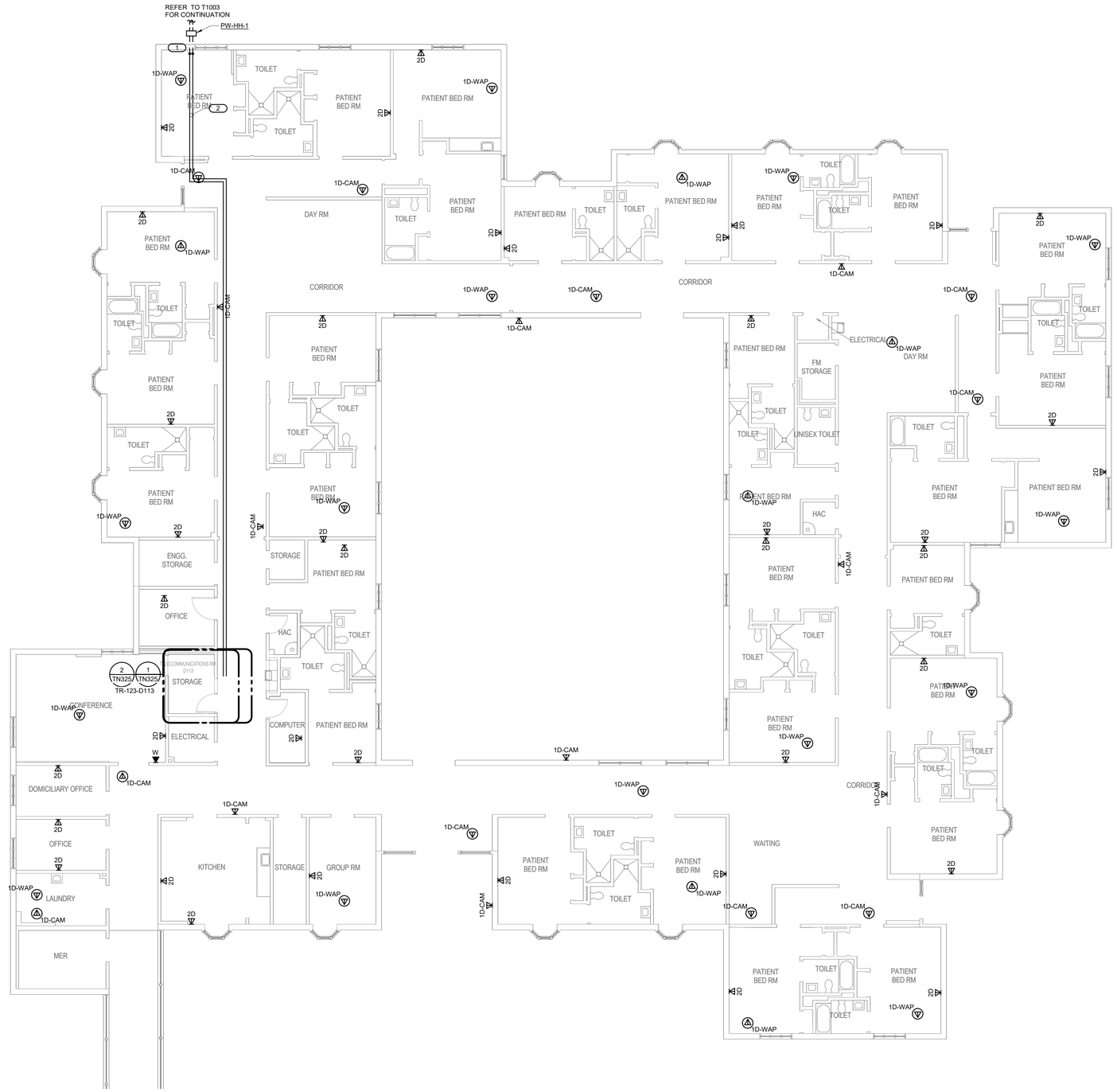

1 **BUILDING 123 FIRST FLOOR PLAN - TECHNOLOGY - AREA D**
1/8" = 1'-0"

GENERAL NOTES:

1. REFER TO 1/TN400 FOR TECHNOLOGY ROUGH IN DETAIL.
2. ALL NETWORK CABLES ON THIS SHEET SHALL TERMINATE IN TR-123-D113.
3. CONTRACTOR TO PROVIDE NEW J-HOOK ROUTES FOR ALL NEW CABLING. J-HOOK SIZE AND QUANTITY TO BE PER MANUFACTURER RECOMMENDATIONS.
4. REFER TO TN500-TN509 FOR RISER DIAGRAMS.
5. REFER TO SHEET TN402 FOR PENETRATION DETAILS.
6. THESE DRAWINGS MAKE THE BEST ATTEMPT TO IDENTIFY EXISTING DATA DROPS/WORK AREA OUTLETS. AS LONG AS THE TOTAL NEWLY INSTALLED DATA DROP COUNT DOES NOT VARY +/- 10% IDENTIFIED ON THESE DRAWINGS, THE CONTRACTOR'S SCOPE SHALL BE UNCHANGED.
7. NEW WORK AREA OUTLETS SHALL BE LOCATED IN EXISTING BOXES. WORK AREA OUTLETS SHOWN ON THIS SHEET MAY NOT BE IN THE EXACT LOCATION AS IDENTIFIED.
8. CONTRACTOR TO INCLUDE AN ALLOWANCE FOR 10% ADDITIONAL 2-PORTS CAT6A INFORMATION OUTLETS IN THEIR PROPOSAL FOR THIS SHEET. FUTURE INFORMATION OUTLET LOCATIONS WILL BE DETERMINED BY THE VA AT A LATER DATE.

KEYNOTES: (#)

1. TWO (2) 4" CONDUITS ROUTED UP THE SIDE OF THE BUILDING INTO THE CEILING SPACE. REFER TO 0-TG-003 FOR CONTINUATION.
2. TWO (2) 4" CONDUITS ROUTED ABOVE CEILING.

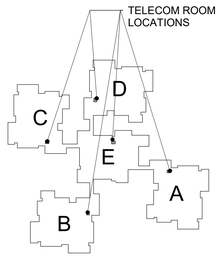

KEY PLAN - BLDG 123
NTS

TRUE NORTH
PLAN NORTH

Revisions:	Date:
35% SCHEMATIC DESIGN SUBMISSION	5.17.21
65% DESIGN DEVELOPMENT SUBMISSION	6.15.21
65% DESIGN DEVELOPMENT RESUBMISSION	8.25.21

CONSULTANT

IMEG
The FUTURE. Built Smarter www.imegcorp.com
15 SUNNEN DRIVE
SUITE 104
ST. LOUIS, MO 63143
P: 314.645.1132 F: 314.645.1173
PROJECT #18004375.03

ARCHITECT/ENGINEER OF RECORD

Romanyk Consulting
Focusing on what matters
Romanyk Consulting Corp. www.romanykconsulting.com
3308 Preston Road, Suite 350-164, Plano, Texas 75093

STAMP

REGISTERED COMMUNICATIONS DISTRIBUTION DESIGNER
Bicsi
DAVID LARSON
BICSI ID # 106098
Expires 12-31-25
RCDD

Office of Construction and Facilities Management
VA U.S. Department of Veterans Affairs

Drawing Title: BUILDING 123 FIRST FLOOR PLAN - TECHNOLOGY - AREA D

Approved:

Phase: FINAL BID DOCUMENTS

Sprinklered: FULLY SPRINKLERED

Project Title: EHRM INFRASTRUCTURE UPGRADES - MILWAUKEE, WI

Location: 5000 W. NATIONAL AVENUE MILWAUKEE, WI

Issue Date: SEPTEMBER 05, 2025 | Checked: PHINIE | Drawn: MAIBEJ

Project Number: 695-21-700

Building Number: 123

Drawing Number: 123-TN101D

VA FORM 08 - 6231

Autodesk Docs://OCFM East - Milwaukee EHRM (R24)/T24_18004375.03_VA MilwEHRM_C.rvt

9/3/2025 4:05:02 PM

GENERAL NOTES:

1. REFER TO 1/TN400 FOR TECHNOLOGY ROUGH IN DETAIL.
2. ALL NETWORK CABLES ON THIS SHEET SHALL TERMINATE IN TR-123-E105E.
3. CONTRACTOR TO PROVIDE NEW J-HOOK ROUTES FOR ALL NEW CABLING. J-HOOK SIZE AND QUANTITY TO BE PER MANUFACTURER RECOMMENDATIONS.
4. REFER TO TN500-TN509 FOR RISER DIAGRAMS.
5. REFER TO SHEET TN402 FOR PENETRATION DETAILS.
6. THESE DRAWINGS MAKE THE BEST ATTEMPT TO IDENTIFY EXISTING DATA DROPS/WORK AREA OUTLETS. AS LONG AS THE TOTAL NEWLY INSTALLED DATA DROP COUNT DOES NOT VARY +/- 10% IDENTIFIED ON THESE DRAWINGS, THE CONTRACTOR'S SCOPE SHALL BE UNCHANGED.
7. NEW WORK AREA OUTLETS SHALL BE LOCATED IN EXISTING BOXES. WORK AREA OUTLETS SHOWN ON THIS SHEET MAY NOT BE IN THE EXACT LOCATION AS IDENTIFIED.
8. CONTRACTOR TO INCLUDE AN ALLOWANCE FOR 10% ADDITIONAL 2-PORTS CAT6A INFORMATION OUTLETS IN THEIR PROPOSAL FOR THIS SHEET. FUTURE INFORMATION OUTLET LOCATIONS WILL BE DETERMINED BY THE VA AT A LATER DATE.

KEYNOTES: (#)

1. TWO (2) 4" CONDUITS TO BACKBONE PATH.
2. EXISTING BACKBONE ENTRY POINT. PROTECT IN PLACE. DEMOLISH EXISTING FIBER OPTIC CABLE TO POINTS OF TERMINATION AFTER REDUNDANT PATH IS INSTALLED AND OPERATIONAL. REFER TO PHASING PLAN FOR ADDITIONAL INFORMATION. EXISTING COPPER CABLING TO REMAIN.

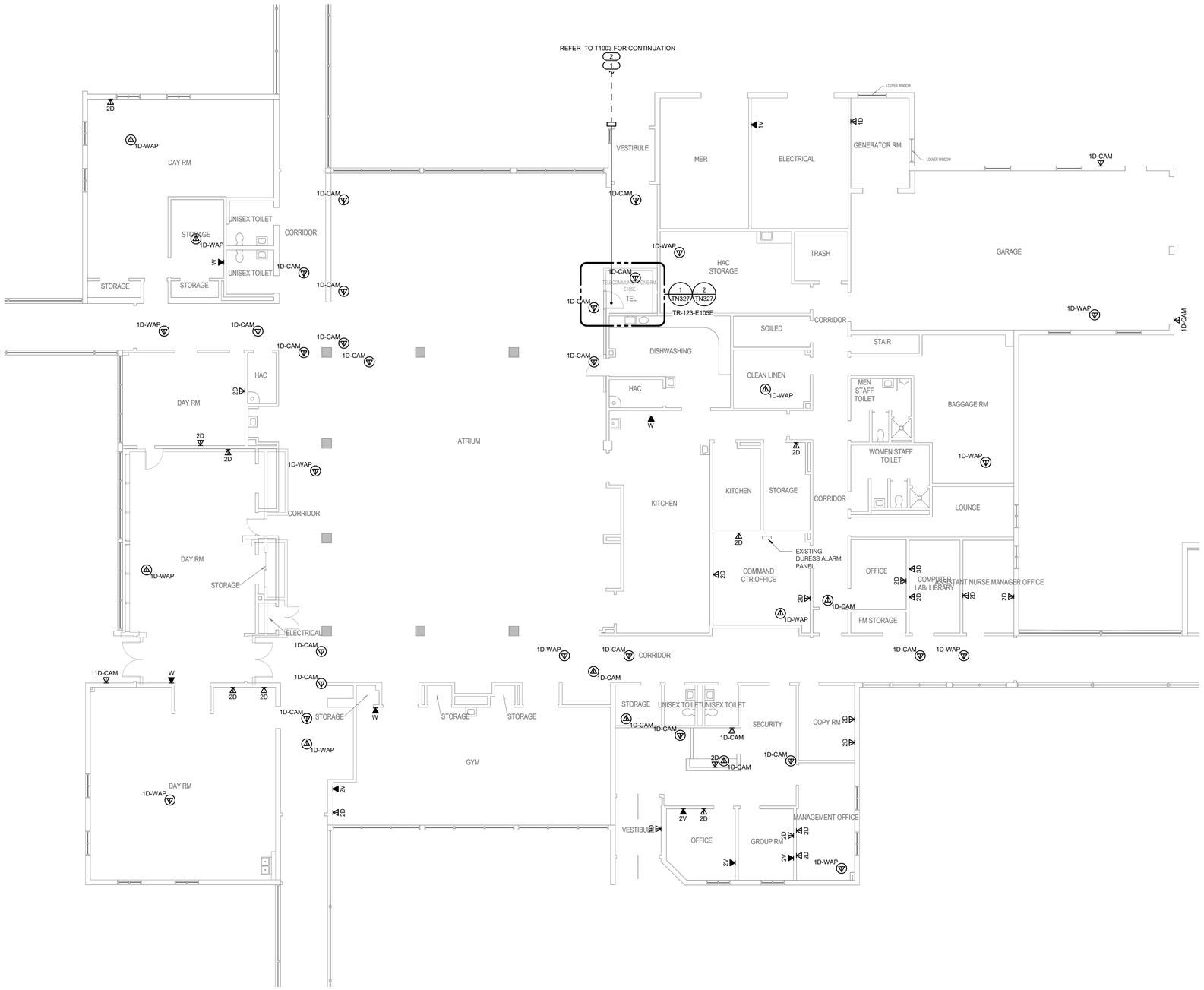

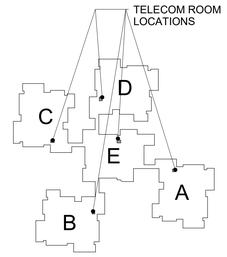

KEY PLAN - BLDG 123
NTS

1 BUILDING 123 FIRST FLOOR PLAN - TECHNOLOGY - AREA E

1/8" = 1'-0"

TRUE NORTH
PLAN NORTH

Revisions:	Date:
35% SCHEMATIC DESIGN SUBMISSION	5.17.21
65% DESIGN DEVELOPMENT SUBMISSION	6.15.21
65% DESIGN DEVELOPMENT RESUBMISSION	8.25.21

CONSULTANT

IMEG
The FUTURE. Built Smarter. www.imegcorp.com
15 SUNNEN DRIVE
SUITE 104
ST. LOUIS, MO 63143
P: 314.645.1132 F: 314.645.1173
PROJECT #18004375.03

ARCHITECT/ENGINEER OF RECORD

Romanyk Consulting
Focusing on what matters
Romanyk Consulting Corp. www.romanykconsulting.com
3308 Preston Road, Suite 350-164, Plano, Texas 75093

STAMP

REGISTERED COMMUNICATIONS DISTRIBUTION DESIGNER
Bicsi
DAVID LARSON
BICSI ID # 106098
EXPIRES 12-31-25
RCDD

Office of Construction and Facilities Management

VA U.S. Department of Veterans Affairs

Drawing Title: BUILDING 123 FIRST FLOOR PLAN - TECHNOLOGY - AREA E	Phase: FINAL BID DOCUMENTS	Project Title: EHRM INFRASTRUCTURE UPGRADES - MILWAUKEE, WI	Project Number: 695-21-700
			Building Number: 123
Approved:	Sprinklered: FULLY SPRINKLERED	Location: 5000 W. NATIONAL AVENUE MILWAUKEE, WI	Drawing Number: 123-TN101E
		Issue Date: SEPTEMBER 05, 2025 / Checked: PHINIE / Drawn: MAIBEJ	

VA FORM 08 - 6231

Autodesk Docs://OCFM East - Milwaukee EHRM (R24)/T24_18004375.03_VA MilwEHRM_C.rvt
9/3/2025 4:05:04 PM

SHEET NOTES:

1. REMOVE ALL NETWORK CABLING TO POINTS OF TERMINATION IN ASSOCIATED TELECOM ROOMS. REFER TO FLOOR PLANS AND SHEET T1001 FOR TR ROOM LOCATIONS.
2. REFER TO ARCHITECTURAL PHASING PLANS FOR WHEN EXISTING CABLING IS ALLOWED TO BE DEMOLISHED.
3. FOR ALL EXISTING WIRELESS ACCESS POINTS AND SURVEILLANCE CAMERAS, DEVICES SHALL REMAIN. SCOPE OF WORK INCLUDES CABLE REPLACEMENT ONLY. COORDINATE WITH COR FOR ANY DOWNTIME OF DEVICES.
4. EXISTING LOCATIONS OF WORK AREA OUTLETS SHOWN ON THIS SHEET MAY NOT NECESSARILY BE IN THE EXACT LOCATION AS IDENTIFIED.

KEYNOTES: (#)

1. EXISTING BACKBONE FIBER PATH, ABOVE CEILING, TO BUILDING 111. PROTECT IN PLACE.

1 BUILDING 144 BASEMENT OVERALL DEMOLITION PLAN - TECHNOLOGY

1/16" = 1'-0"

TRUE NORTH
PLAN NORTH

Revisions:	Date:
35% SCHEMATIC DESIGN SUBMISSION	5.17.21
65% DESIGN DEVELOPMENT SUBMISSION	6.15.21
65% DESIGN DEVELOPMENT RESUBMISSION	8.25.21

CONSULTANT

IMEG
The FUTURE. Built Smarter www.imegcorp.com
15 SUNNEN DRIVE
SUITE 104
ST. LOUIS, MO 63143
P: 314.645.1132 F: 314.645.1173
PROJECT #18004375.03

ARCHITECT/ENGINEER OF RECORD

Romanyk Consulting
Focusing on what matters
Romanyk Consulting Corp. www.romanykconsulting.com
3308 Preston Road, Suite 350-164, Plano, Texas 75093

STAMP

REGISTERED COMMUNICATIONS DISTRIBUTION DESIGNER
Bicsi
DAVID LARSON
BICSI ID # 106098
Expires 12-31-25
RCDD

Office of Construction and Facilities Management

VA U.S. Department of Veterans Affairs

Drawing Title: BUILDING 144 BASEMENT OVERALL DEMO PLAN - TECHNOLOGY

Approved:

Phase: FINAL BID DOCUMENTS

Sprinklered: FULLY SPRINKLERED

Project Title: EHRM INFRASTRUCTURE UPGRADES - MILWAUKEE, WI

Location: 5000 W. NATIONAL AVENUE MILWAUKEE, WI

Issue Date: SEPTEMBER 05, 2025 | Checked: PHINIE | Drawn: MAIBEJ

Project Number: 695-21-700

Building Number: 144

Drawing Number: 144-TD100

VA FORM 08 - 6231

Autodesk Docs://OCFM East - Milwaukee EHRM (R24)/T24_18004375.03_VA MilwEHRM_C.rvt

9/3/2025 4:05:05 PM

SHEET NOTES:

1. REMOVE ALL NETWORK CABLING TO POINTS OF TERMINATION IN ASSOCIATED TELECOM ROOMS. REFER TO FLOOR PLANS AND SHEET T1001 FOR TR ROOM LOCATIONS.
2. REFER TO ARCHITECTURAL PHASING PLANS FOR WHEN EXISTING CABLING IS ALLOWED TO BE DEMOLISHED.
3. FOR ALL EXISTING WIRELESS ACCESS POINTS AND SURVEILLANCE CAMERAS, DEVICES SHALL REMAIN. SCOPE OF WORK INCLUDES CABLE REPLACEMENT ONLY. COORDINATE WITH COR FOR ANY DOWNTIME OF DEVICES.
4. EXISTING LOCATIONS OF WORK AREA OUTLETS SHOWN ON THIS SHEET MAY NOT NECESSARILY BE IN THE EXACT LOCATION AS IDENTIFIED.

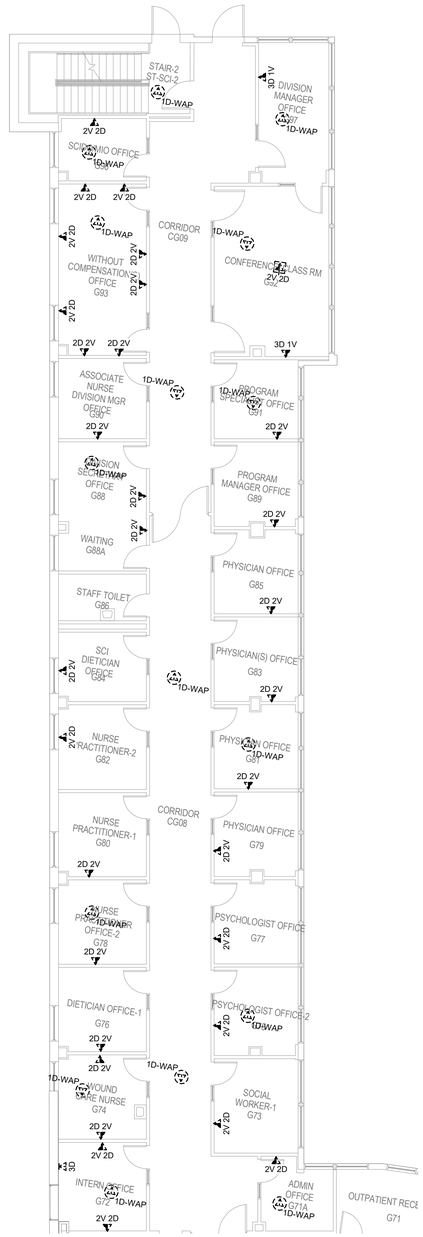

1 BUILDING 144 BASEMENT DEMOLITION PLAN - TECHNOLOGY - AREA A

1/8" = 1'-0"

TRUE NORTH
PLAN NORTH

Revisions:	Date:
35% SCHEMATIC DESIGN SUBMISSION	5.17.21
65% DESIGN DEVELOPMENT SUBMISSION	6.15.21
65% DESIGN DEVELOPMENT RESUBMISSION	8.25.21

CONSULTANT

IMEG
The FUTURE. Built Smarter www.imegcorp.com
15 SUNNEN DRIVE
SUITE 104
ST. LOUIS, MO 63143
P: 314.645.1132 F: 314.645.1173
PROJECT #18004375.03

ARCHITECT/ENGINEER OF RECORD

Romanyk Consulting
Focusing on what matters
Romanyk Consulting Corp. www.romanykconsulting.com
3308 Preston Road, Suite 350-164, Plano, Texas 75093

STAMP

REGISTERED COMMUNICATIONS DISTRIBUTION DESIGNER
Bicsi
DAVID LARSON
BICSI ID # 106098
Expires 12-31-25
RCDD

Office of Construction and Facilities Management

VA U.S. Department of Veterans Affairs

Drawing Title: BUILDING 144 BASEMENT DEMO PLAN - TECHNOLOGY - AREA A	Phase: FINAL BID DOCUMENTS	Project Title: EHRM INFRASTRUCTURE UPGRADES - MILWAUKEE, WI	Project Number: 695-21-700
			Building Number: 144
Approved:	Sprinklered: FULLY SPRINKLERED	Location: 5000 W. NATIONAL AVENUE MILWAUKEE, WI	Drawing Number: 144-TD100A
		Issue Date: SEPTEMBER 05, 2025 / Checked: PHINIE / Drawn: MAIBEJ	

VA FORM 08 - 6231

Autodesk Docs://OCFM East - Milwaukee EHRM (R24)/T24_18004375.03_VA MilwEHRM_C.rvt

9/3/2025 4:05:06 PM

Graphic Scale: 11/8" = 1'-0"
Graphic Scale: 1/8" = 1'-0"
Graphic Scale: 3/32" = 1'-0"
Graphic Scale: 1/4" = 1'-0"
Graphic Scale: 3/8" = 1'-0"
Graphic Scale: 1/2" = 1'-0"
Graphic Scale: 3/4" = 1'-0"
Graphic Scale: 1" = 1'-0"
Graphic Scale: 1 1/2" = 1'-0"

SHEET NOTES:

1. REMOVE ALL NETWORK CABLING TO POINTS OF TERMINATION IN ASSOCIATED TELECOM ROOMS. REFER TO FLOOR PLANS AND SHEET T1001 FOR TR ROOM LOCATIONS.
2. REFER TO ARCHITECTURAL PHASING PLANS FOR WHEN EXISTING CABLING IS ALLOWED TO BE DEMOLISHED.
3. FOR ALL EXISTING WIRELESS ACCESS POINTS AND SURVEILLANCE CAMERAS, DEVICES SHALL REMAIN. SCOPE OF WORK INCLUDES CABLE REPLACEMENT ONLY. COORDINATE WITH COR FOR ANY DOWNTIME OF DEVICES.
4. EXISTING LOCATIONS OF WORK AREA OUTLETS SHOWN ON THIS SHEET MAY NOT NECESSARILY BE IN THE EXACT LOCATION AS IDENTIFIED.

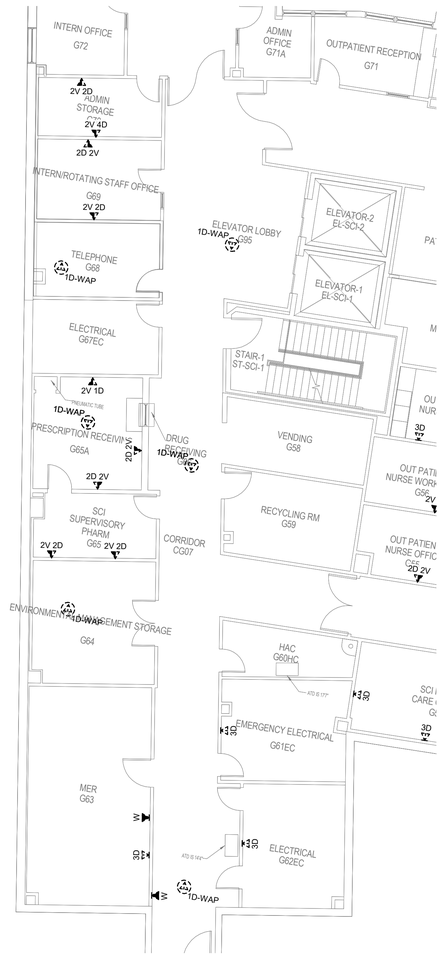

1 BUILDING 144 BASEMENT DEMOLITION PLAN - TECHNOLOGY - AREA B

1/8" = 1'-0"

TRUE NORTH
PLAN NORTH

Revisions:	Date:
35% SCHEMATIC DESIGN SUBMISSION	5.17.21
65% DESIGN DEVELOPMENT SUBMISSION	6.15.21
65% DESIGN DEVELOPMENT RESUBMISSION	8.25.21

CONSULTANT

IMEG
The FUTURE. Built Smarter. www.imegcorp.com
15 SUNNEN DRIVE
SUITE 104
ST. LOUIS, MO 63143
P: 314.645.1132 F: 314.645.1173
PROJECT #18004375.03

ARCHITECT/ENGINEER OF RECORD

Romanyk Consulting
Focusing on what matters
Romanyk Consulting Corp. www.romanykconsulting.com
3308 Preston Road, Suite 350-164, Plano, Texas 75093

STAMP

REGISTERED COMMUNICATIONS DISTRIBUTION DESIGNER
Bicsi
DAVID LARSON
BICSI ID # 106098
EXPIRES 12-31-25
RCDD

Office of Construction and Facilities Management

VA U.S. Department of Veterans Affairs

Drawing Title BUILDING 144 BASEMENT DEMO PLAN - TECHNOLOGY - AREA B	**Phase** FINAL BID DOCUMENTS	**Project Title** EHRM INFRASTRUCTURE UPGRADES - MILWAUKEE, WI	**Project Number** 695-21-700
			Building Number 144
Approved:	**Sprinklered** FULLY SPRINKLERED	**Location** 5000 W. NATIONAL AVENUE MILWAUKEE, WI	**Drawing Number** 144-TD100B
		Issue Date SEPTEMBER 05, 2025 / **Checked** PHINIE / **Drawn** MAIBEJ	

VA FORM 08 - 6231

Autodesk Docs://OCFM East - Milwaukee EHRM (R24)/T24_18004375.03_VA MilwEHRM_C.rvt

9/3/2025 4:06:07 PM

SHEET NOTES:

1. REMOVE ALL NETWORK CABLING TO POINTS OF TERMINATION IN ASSOCIATED TELECOM ROOMS. REFER TO FLOOR PLANS AND SHEET T1001 FOR TR ROOM LOCATIONS.
2. REFER TO ARCHITECTURAL PHASING PLANS FOR WHEN EXISTING CABLING IS ALLOWED TO BE DEMOLISHED.
3. FOR ALL EXISTING WIRELESS ACCESS POINTS AND SURVEILLANCE CAMERAS, DEVICES SHALL REMAIN. SCOPE OF WORK INCLUDES CABLE REPLACEMENT ONLY. COORDINATE WITH COR FOR ANY DOWNTIME OF DEVICES.
4. EXISTING LOCATIONS OF WORK AREA OUTLETS SHOWN ON THIS SHEET MAY NOT NECESSARILY BE IN THE EXACT LOCATION AS IDENTIFIED.

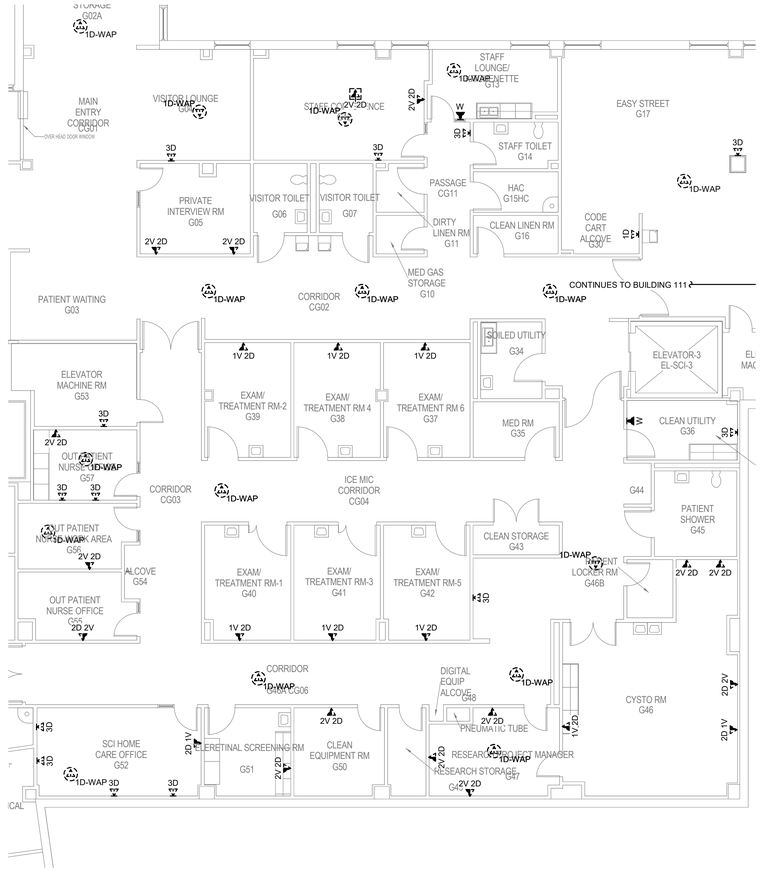

1 BUILDING 144 BASEMENT DEMOLITION PLAN - TECHNOLOGY - AREA C

1/8" = 1'-0"

TRUE NORTH
PLAN NORTH

Revisions:	Date:
35% SCHEMATIC DESIGN SUBMISSION	5.17.21
65% DESIGN DEVELOPMENT SUBMISSION	6.15.21
65% DESIGN DEVELOPMENT RESUBMISSION	8.25.21

CONSULTANT

IMEG
The FUTURE. Built Smarter www.imegcorp.com
15 SUNNEN DRIVE
SUITE 104
ST. LOUIS, MO 63143
P: 314.645.1132 F: 314.645.1173
PROJECT #18004375.03

ARCHITECT/ENGINEER OF RECORD

Romanyk Consulting
Focusing on what matters
Romanyk Consulting Corp. www.romanykconsulting.com
3308 Preston Road, Suite 350-164, Plano, Texas 75093

STAMP

REGISTERED COMMUNICATIONS DISTRIBUTION DESIGNER
Bicsi
DAVID LARSON
BICSI ID # 106098
EXPIRES 12-31-25
RCDD

Office of Construction and Facilities Management

VA U.S. Department of Veterans Affairs

Drawing Title: BUILDING 144 BASEMENT DEMO PLAN - TECHNOLOGY - AREA C	Phase: FINAL BID DOCUMENTS	Project Title: EHRM INFRASTRUCTURE UPGRADES - MILWAUKEE, WI	Project Number: 695-21-700
			Building Number: 144
Approved:	Sprinklered: FULLY SPRINKLERED	Location: 5000 W. NATIONAL AVENUE MILWAUKEE, WI	Drawing Number: 144-TD100C
		Issue Date: SEPTEMBER 05, 2025 / Checked: PHINIE / Drawn: MAIBEJ	

VA FORM 08 - 6231

Autodesk Docs://OCFM East - Milwaukee EHRM (R24)/T24_18004375.03_VA MilwEHRM_C.rvt

9/3/2025 4:05:08 PM

SHEET NOTES:

1. REMOVE ALL NETWORK CABLING TO POINTS OF TERMINATION IN ASSOCIATED TELECOM ROOMS. REFER TO FLOOR PLANS AND SHEET T1001 FOR TR ROOM LOCATIONS.
2. REFER TO ARCHITECTURAL PHASING PLANS FOR WHEN EXISTING CABLING IS ALLOWED TO BE DEMOLISHED.
3. FOR ALL EXISTING WIRELESS ACCESS POINTS AND SURVEILLANCE CAMERAS, DEVICES SHALL REMAIN. SCOPE OF WORK INCLUDES CABLE REPLACEMENT ONLY. COORDINATE WITH COR FOR ANY DOWNTIME OF DEVICES.
4. EXISTING LOCATIONS OF WORK AREA OUTLETS SHOWN ON THIS SHEET MAY NOT NECESSARILY BE IN THE EXACT LOCATION AS IDENTIFIED.

KEYNOTES: (#)

1. EXISTING BACKBONE CABLE, PROTECT IN PLACE.

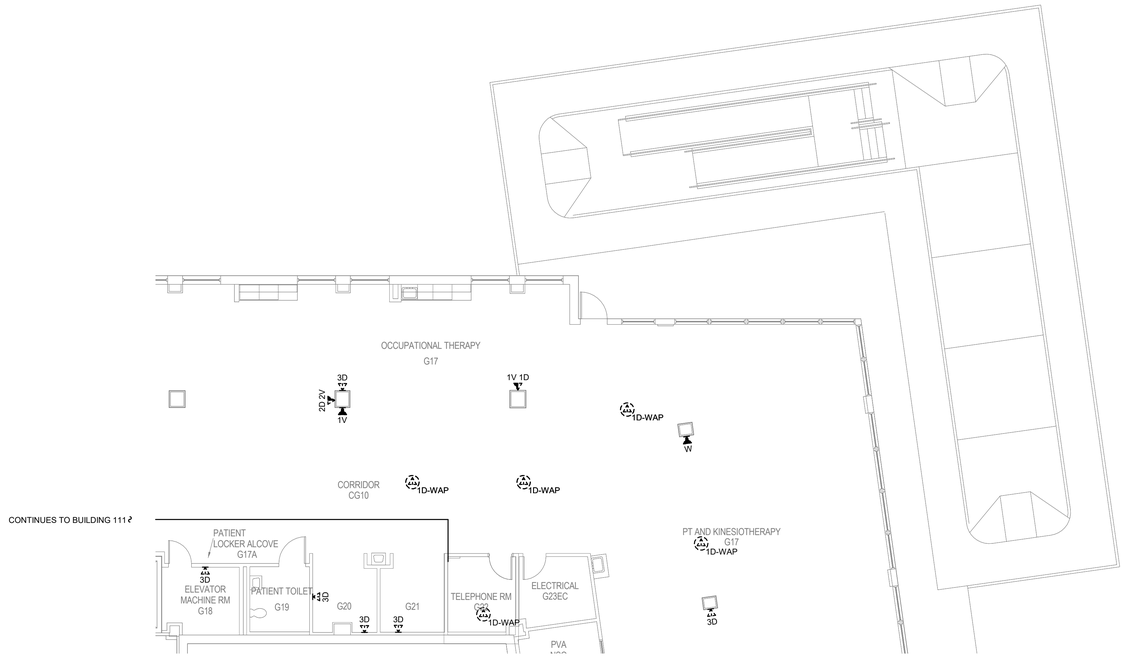

1 BUILDING 144 BASEMENT DEMOLITION PLAN - TECHNOLOGY - AREA D

1/8" = 1'-0"

TRUE NORTH
PLAN NORTH

35% SCHEMATIC DESIGN SUBMISSION	5.17.21
65% DESIGN DEVELOPMENT SUBMISSION	6.15.21
65% DESIGN DEVELOPMENT RESUBMISSION	8.25.21
Revisions:	Date:

CONSULTANT

IMEG
The FUTURE. Built Smarter. www.imegcorp.com
15 SUNNEN DRIVE
SUITE 104
ST. LOUIS, MO 63143
P: 314.645.1132 F: 314.645.1173
PROJECT #18004375.03

ARCHITECT/ENGINEER OF RECORD

Romanyk Consulting
Focusing on what matters
Romanyk Consulting Corp. www.romanykconsulting.com
3308 Preston Road, Suite 350-164, Plano, Texas 75093

STAMP

REGISTERED COMMUNICATIONS DISTRIBUTION DESIGNER
Bicsi
DAVID LARSON
BICSI ID # 105098
Expires 12-31-25
RCDD

Office of Construction and Facilities Management

VA U.S. Department of Veterans Affairs

Drawing Title: BUILDING 144 BASEMENT DEMO PLAN - TECHNOLOGY - AREA D	Phase: FINAL BID DOCUMENTS	Project Title: EHRM INFRASTRUCTURE UPGRADES - MILWAUKEE, WI	Project Number: 695-21-700
			Building Number: 144
Approved:	Sprinklered: FULLY SPRINKLERED	Location: 5000 W. NATIONAL AVENUE MILWAUKEE, WI	Drawing Number: 144-TD100D
		Issue Date: SEPTEMBER 05, 2025 / Checked: PHINIE / Drawn: MAIBEJ	

VA FORM 08 - 6231

Autodesk Docs://OCFM East - Milwaukee EHRM (R24)/T24_18004375.03_VA MilwEHRM_C.rvt

9/3/2025 4:05:09 PM

SHEET NOTES:

1. REMOVE ALL NETWORK CABLING TO POINTS OF TERMINATION IN ASSOCIATED TELECOM ROOMS. REFER TO FLOOR PLANS AND SHEET T1001 FOR TR ROOM LOCATIONS.
2. REFER TO ARCHITECTURAL PHASING PLANS FOR WHEN EXISTING CABLING IS ALLOWED TO BE DEMOLISHED.
3. FOR ALL EXISTING WIRELESS ACCESS POINTS AND SURVEILLANCE CAMERAS, DEVICES SHALL REMAIN. SCOPE OF WORK INCLUDES CABLE REPLACEMENT ONLY. COORDINATE WITH COR FOR ANY DOWNTIME OF DEVICES.
4. EXISTING LOCATIONS OF WORK AREA OUTLETS SHOWN ON THIS SHEET MAY NOT NECESSARILY BE IN THE EXACT LOCATION AS IDENTIFIED.

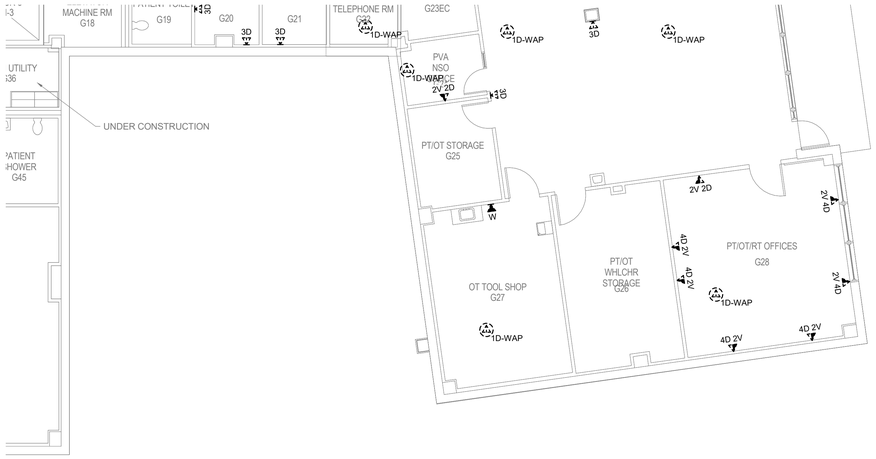

1 BUILDING 144 BASEMENT DEMOLITION PLAN - TECHNOLOGY - AREA E

1/8" = 1'-0"

TRUE NORTH
PLAN NORTH

35% SCHEMATIC DESIGN SUBMISSION	5.17.21
65% DESIGN DEVELOPMENT SUBMISSION	6.15.21
65% DESIGN DEVELOPMENT RESUBMISSION	8.25.21
Revisions:	Date:

CONSULTANT

IMEG
The FUTURE. Built Smarter. www.imegcorp.com
15 SUNNEN DRIVE
SUITE 104
ST. LOUIS, MO 63143
P: 314.645.1132 F: 314.645.1173
PROJECT #18004375.03

ARCHITECT/ENGINEER OF RECORD

Romanyk Consulting
Focusing on what matters
Romanyk Consulting Corp. www.romanykconsulting.com
3308 Preston Road, Suite 350-164, Plano, Texas 75093

STAMP

REGISTERED COMMUNICATIONS DISTRIBUTION DESIGNER
Bicsi
DAVID LARSON
BICSI ID # 105098
Expires 12-31-25
RCDD

Office of Construction and Facilities Management

VA U.S. Department of Veterans Affairs

Drawing Title
BUILDING 144 BASEMENT DEMO PLAN - TECHNOLOGY - AREA E

Approved:

Phase
FINAL BID DOCUMENTS

Sprinklered
FULLY SPRINKLERED

Project Title
EHRM INFRASTRUCTURE UPGRADES - MILWAUKEE, WI

Location
5000 W. NATIONAL AVENUE MILWAUKEE, WI

Issue Date SEPTEMBER 05, 2025
Checked PHINIE
Drawn MAIBEJ

Project Number 695-21-700
Building Number 144
Drawing Number 144-TD100E

VA FORM 08 - 6231

Autodesk Docs://OCFM East - Milwaukee EHRM (R24)/T24_18004375.03_VA MilwEHRM_C.rvt
9/3/2025 4:05:10 PM

SHEET NOTES:

1. REMOVE ALL NETWORK CABLING TO POINTS OF TERMINATION IN ASSOCIATED TELECOM ROOMS. REFER TO FLOOR PLANS AND SHEET T1001 FOR TR ROOM LOCATIONS.
2. REFER TO ARCHITECTURAL PHASING PLANS FOR WHEN EXISTING CABLING IS ALLOWED TO BE DEMOLISHED.
3. FOR ALL EXISTING WIRELESS ACCESS POINTS AND SURVEILLANCE CAMERAS, DEVICES SHALL REMAIN. SCOPE OF WORK INCLUDES CABLE REPLACEMENT ONLY. COORDINATE WITH COR FOR ANY DOWNTIME OF DEVICES.
4. EXISTING LOCATIONS OF WORK AREA OUTLETS SHOWN ON THIS SHEET MAY NOT NECESSARILY BE IN THE EXACT LOCATION AS IDENTIFIED.

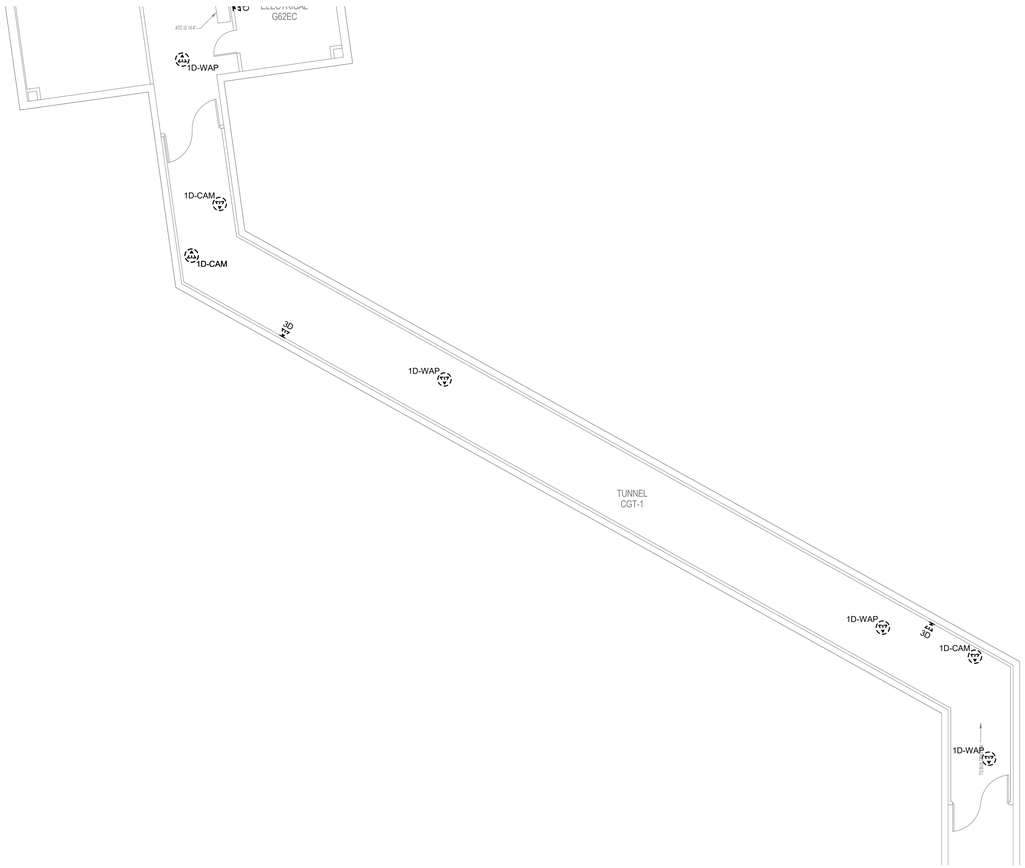

1 BUILDING 144 BASEMENT DEMOLITION PLAN - TECHNOLOGY - AREA F

1/8" = 1'-0"

TRUE NORTH
PLAN NORTH

Revisions:	Date:
35% SCHEMATIC DESIGN SUBMISSION	5.17.21
65% DESIGN DEVELOPMENT SUBMISSION	6.15.21
65% DESIGN DEVELOPMENT RESUBMISSION	8.25.21

CONSULTANT

IMEG
The FUTURE. Built Smarter. www.imegcorp.com
15 SUNNEN DRIVE
SUITE 104
ST. LOUIS, MO 63143
P: 314.645.1132 F: 314.645.1173
PROJECT #18004375.03

ARCHITECT/ENGINEER OF RECORD

Romanyk Consulting
Focusing on what matters
Romanyk Consulting Corp. www.romanykconsulting.com
3308 Preston Road, Suite 350-164, Plano, Texas 75093

STAMP

REGISTERED COMMUNICATIONS DISTRIBUTION DESIGNER
Bicsi
DAVID LARSON
BICSI ID # 106098
Expires 12-31-25
RCDD

Office of Construction and Facilities Management

VA U.S. Department of Veterans Affairs

Drawing Title BUILDING 144 BASEMENT DEMO PLAN - TECHNOLOGY - AREA F	**Phase** FINAL BID DOCUMENTS	**Project Title** EHRM INFRASTRUCTURE UPGRADES - MILWAUKEE, WI	**Project Number** 695-21-700
			Building Number 144
Approved:	**Sprinklered** FULLY SPRINKLERED	**Location** 5000 W. NATIONAL AVENUE MILWAUKEE, WI	**Drawing Number** 144-TD100F
		Issue Date SEPTEMBER 05, 2025 / **Checked** PHINIE / **Drawn** MAIBEJ	

VA FORM 08 - 6231

Autodesk Docs://OCFM East - Milwaukee EHRM (R24)/T24_18004375.03_VA MilwEHRM_C.rvt
9/3/2025 4:05:11 PM

SHEET NOTES:

1. REMOVE ALL NETWORK CABLING TO POINTS OF TERMINATION IN ASSOCIATED TELECOM ROOMS. REFER TO FLOOR PLANS AND SHEET T1001 FOR TR ROOM LOCATIONS.
2. REFER TO ARCHITECTURAL PHASING PLANS FOR WHEN EXISTING CABLING IS ALLOWED TO BE DEMOLISHED.
3. FOR ALL EXISTING WIRELESS ACCESS POINTS AND SURVEILLANCE CAMERAS, DEVICES SHALL REMAIN. SCOPE OF WORK INCLUDES CABLE REPLACEMENT ONLY. COORDINATE WITH COR FOR ANY DOWNTIME OF DEVICES.
4. EXISTING LOCATIONS OF WORK AREA OUTLETS SHOWN ON THIS SHEET MAY NOT NECESSARILY BE IN THE EXACT LOCATION AS IDENTIFIED.

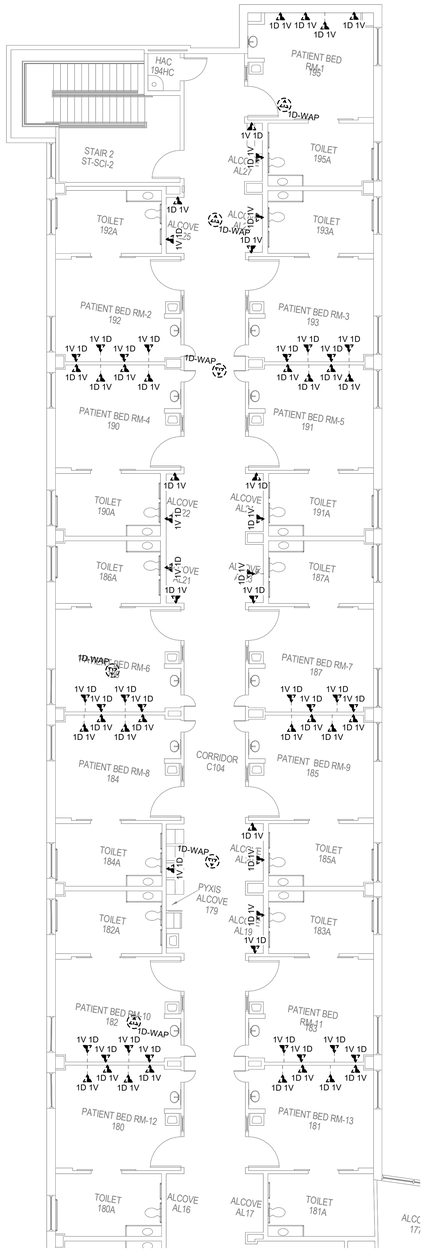

1 BUILDING 144 FIRST FLOOR DEMOLITION PLAN - TECHNOLOGY - AREA A

1/8" = 1'-0"

TRUE NORTH
PLAN NORTH

Revisions:	Date:
35% SCHEMATIC DESIGN SUBMISSION	5.17.21
65% DESIGN DEVELOPMENT SUBMISSION	6.15.21
65% DESIGN DEVELOPMENT RESUBMISSION	8.25.21

CONSULTANT

IMEG
The FUTURE. Built Smarter. www.imegcorp.com
15 SUNNEN DRIVE
SUITE 104
ST. LOUIS, MO 63143
P: 314.645.1132 F: 314.645.1173
PROJECT #18004375.03

ARCHITECT/ENGINEER OF RECORD

Romanyk Consulting
Focusing on what matters
Romanyk Consulting Corp. www.romanykconsulting.com
3308 Preston Road, Suite 350-164, Plano, Texas 75093

STAMP

REGISTERED COMMUNICATIONS DISTRIBUTION DESIGNER
Bicsi
DAVID LARSON
BICSI ID # 105098
Expires 12-31-25
RCDD

Office of Construction and Facilities Management

VA U.S. Department of Veterans Affairs

Drawing Title BUILDING 144 FIRST FLOOR DEMO PLAN - TECHNOLOGY - AREA A	**Phase** FINAL BID DOCUMENTS	**Project Title** EHRM INFRASTRUCTURE UPGRADES - MILWAUKEE, WI	**Project Number** 695-21-700
			Building Number 144
Approved:	**Sprinklered** FULLY SPRINKLERED	**Location** 5000 W. NATIONAL AVENUE MILWAUKEE, WI	**Drawing Number** 144-TD101A
		Issue Date SEPTEMBER 05, 2025 / **Checked** PHINIE / **Drawn** MAIBEJ	

VA FORM 08 - 6231

Autodesk Docs://OCFM East - Milwaukee EHRM (R24)/T24_18004375.03_VA MilwEHRM_C.rvt
9/3/2025 4:05:12 PM