TYPE B-3 FINAL

Comprehensive Interior Design

Repair B403 for Cyber

Project Number PBXP222050

Prepared for

179th Civil Engineering Squadron
Ohio Air National Guard
Mansfield Lahm ANG Base

May 2026

Jacobs

TYPE B-3 FINAL

Repair B403 for Cyber

Contract No. PBXP222050

Comprehensive Interior Design

Prepared for

179th Civil Engineering Squadron
Ohio Air National Guard
Mansfield Lahm ANG Base, OH

May 2026

Jacobs

Jacobs Government Services Company
2600 Michelson Drive, Suite 500
Irvine, CA 92612

TABLE OF CONTENTS

PROJECT: REPAIR B403 FOR CYBER

MANSFIELD LAHM AIR NATIONAL GUARD BASE, OH

JACOBS PROJECT: FA877006

DESIGNER OF RECORD: MICKEY WARRINER

JACOBS

STRUCTURAL INTERIOR DESIGN

Design Narrative	Tab 1
Finish Plans	Tab 2
Elevations and Details	Tab 3
Finish Material Legend/ Room Finish Schedule	Tab 4
Signage Plans	Tab 5
Signage Schedule and Details	Tab 6
REMOVED	Tab 7
Reflected Ceiling Plans	Tab 8
Interior Color/Sample Boards	Tab 9

Tab 1

Jacobs

Repair B403 for Cyber

Mansfield Air National Guard Base, OH

PREPARED FOR:	Ohio Air National Guard
PREPARED BY:	Jacobs Engineering
DATE:	May 2026
PROJECT NUMBER:	FA877006 (Jacobs), PBXP222050 (ANG)
REVISION NO.:	Type B-3 Design

1.0 Introduction

The 179th Cyberspace Wing requires data processing and operational space to support initial operating capability of a new Cyber Warfare mission. Building 403 was undergoing a construction project in 2021 to expand the building and provide corrosion control capabilities. The new cyber warfare mission was announced during construction and the project was descoped to include only the building shell and stub-ins for utilities. This project will modify the existing space in Building 403 to provide secure administration and training spaces, a conference room, and a server room for the new mission. The design will provide supporting infrastructure and backup power.

References to sensitive or secure information are omitted from this document.

2.0 Codes & Standards

Codes and standards in effect on 26 Feb 2025 are the governing codes for this project.

2.1 Air National Guard

- ANGETL 24-02 Air National Guard Design Objectives and Procedures
- ANGETL 15-01-01 Sustainable Design, Development, and Resource Conservation
- ANGETL 24-01-03 Fire Protection Design Guidance
- ANGETL 15-01-04 Mechanical Engineering
- ANGETL 24-01-05 Electrical and Communications Engineering
- ANGETL 24-01-07 Airfield and Vehicle Pavement Design Guidance

2.2 Unified Facilities Criteria

- UFC 1-200-01 DoD Building Code
- UFC 1-200-02 High Performance and Sustainable Building Requirements
- UFC 3-101-01 Architecture

- UFC 3-110-03 Roofing
- UFC 3-201-01 Civil Engineering
- UFC 3-210-10 Low Impact Development
- UFC 3-250-04 Standard Practice for Concrete Pavements
- UFC 3-301-01 Structural Engineering
- UFC 3-400-02 Design Engineering Weather Data
- UFC 3-401-01 Mechanical Engineering
- UFC 3-410-01 Heating, Ventilating, and Air Conditioning Systems
- UFC 3-410-02 Direct Digital Control for HVAC and Other Building Control Systems
- UFC 3-420-01 Plumbing Systems
- UFC 3-501-01 Electrical Engineering
- UFC 3-520-01 Interior Electrical Systems
- UFC 3-530-01 Interior and Exterior Lighting Systems
- UFC 3-575-01 Lightning and Static Electricity Protection Systems
- UFC 3-580-01 Information and Communications Technology Infrastructure Planning and Design
- UFC 3-600-01 Fire Protection Engineering for Facilities
- UFC 3-740-05 Construction Cost Estimating
- UFC 4-010-01 DoD Minimum Antiterrorism Standards for Buildings
- UFC 4-010-05 Secure Area Planning, Design, and Construction
- UFC 4-010-06 Cybersecurity of Facility-Related Control Systems
- UFC 4-021-01 Design and O&M: Mass Notification System

2.3 General Codes & Standards

- International Building Code (IBC)
- ANSI Z359.18-2017 Safety Requirements for Anchorage Connectors for Active Fall Protection Systems
- Architectural Barriers Act (ABA) Standards

6.0 Architectural Design

6.1 Design Concept

The project will utilize the existing CMU structure to accommodate the required program spaces. The spaces consist of an Entry Vestibule to access the building. Other spaces include an Open Office, three Offices, Break Area, Shred/Print, Conference Room, three Labs, and Telecommunications Entrance

Facility (TEF) and Men's and Women's Restrooms. The Electrical room and Fire Riser room are accessed from the exterior of the building. The Lab spaces are specialized rooms what will house workbenches, computer and server racks. The TEF will function and the primary entry point for Telecommunications as well as housing the main servers for the facility.

6.2 Occupancy

The building's primary occupancy will not change as part of this scope of work. The existing building is assumed to have a Business (B) occupancy classification.

6.3 Means of Egress

The occupancy count for the facility will be over 50 occupants but under 300 occupants, which will require a minimum of two means of egress for the facility. The primary entrance and an additional alarmed exit only egress door is provided for the facility. Since the facility will be sprinklered the two exits will be at least one third the length of the maximum overall diagonal dimensions of the buildings.

6.4 Construction Type

The construction type for this facility is Type II-B per the International Building Code and Type II (0,0,0) per NFPA 101.

6.5 Building Shell

The proposed exterior design for the alteration will match the look and feel of the existing structure as well as comply with the base design standards.

Exterior Walls

The existing exterior is comprised of 8-inch CMU block with exterior metal panels and brick veneer. Where doors or windows are to be infilled, the openings will be infilled with CMU and then covered with metal panel and brick veneer to make a cohesive exterior envelope. On the interior side of the walls insulation board will be provided to meet ASHRAE 90.1 requirements for exterior envelope. Existing CMU block that is exposed will be painted.

Doors and Windows

Exterior doors at secure areas will be painted hollow metal doors and frames and will be RF Shielding and STC-50 rated for acoustics were required by code. Doors at non-secured areas will meets the STC ratings required per UFC and be painted hollow metal doors and frames.

No windows will be provided for the facility.

Roof

The existing roofing system is a single-ply membrane over insulation board to provide an R value of 40. The existing roofing system will remain in place with minor modifications to the roof to accommodate mechanical and plumbing equipment and penetrations. Any existing equipment that will be removed from the roof, those areas will be patched to match the existing assembly. Where existing roof drains are to remain the interior drain lines will be furred out to meet the secure wall requirements. Existing gutters and downspouts will remain as-is.

6.6 Partitions

All interior construction consists of painted gypsum wall board on metal studs. Walls will be designed to meet applicable STC ratings for their associated spaces as required per the UFC. Sound attenuation insulation will be provided within all partitions to reduce noise transmittance. Restrooms are to receive cement backer board for installation of wall tiles.

Acoustical Requirements will be taken into consideration for the facility. The facility will be designed to meet STC-50.

6.7 Ceilings

Ceiling finishes are selected to address acoustical, maintenance, moisture, and impact resistance of the room they are serving. Where ceilings are required to be open, suspended acoustic baffles or other architecturally pleasing cloud type systems will be provided. At open ceilings, all interior components above the assumed ceiling height will be painted white. A STC-50 ceiling assembly will be provided at the underside of the roof structure. Ceilings in restrooms will be fiber reinforced water-resistant gypsum board with latex paint. Access panels will be provided in hard lid ceiling systems to allow for the inspection of secure spaces above.

6.8 Special Construction

Secured Areas

The building is broken up into two distinct security levels. Those levels are defined at Controlled Perimeter A and Controlled Perimeter B. Both Secure Zones must comply with secure area requirements.

No windows are allowed in the Secure Area.

Security measures for the facility must be provided via the keypad entry system, the ICIDS (Internal Commercial Intrusion Detection System) and security cameras with visual display within the space. The Secure area must be protected by measures identified in secure area requirements. Perimeter walls must be protected by Type A walls as prescribed by ICD/ICS 705 (Wall Type D and E in the drawings) with a sound class 4 acoustic rating (STC 50). All walls that are required to meet an STC 50 rating when tested will be designed higher to ensure that the walls will pass testing. Walls within the Controlled Area that are not perimeter walls must match the same sound class rating so that the space as a whole meets the required acoustic rating.

Entry must be controlled at a single entry and exit point. Secure area perimeters and the penetrations in those perimeters are the primary focus of the design. Secure area requirements provide the minimum and enhanced construction requirements for secure perimeter and area with regard to forced entry, covert entry, visual evidence of surreptitious penetration, and sound attenuation.

The Secure Zone level perimeter consists of:

- Type A walls as prescribed by ICD/ICS 705 (Wall Type D and E in the drawings) with a sound class 4 acoustic rating (STC 50) with RF mitigation measures. RF Mitigation is to consist of shielding measures to all walls, ceilings, floors, and doors per UFC 4-010-05 paragraph 3-5.15.2 using a single layer of approved Ultra Radiant R-Foil. Foil must be installed between the first and second layers of GWB. The first layer of foil backed drywall must face into the space served and must be electromagnetic-tape-shielded seams and to the metal roof/ceiling pan, the slab/floor material and to the metal door frames. Foil must be bonded to the buildings electrical ground. Walls will

be designed 3 to 5 points higher to ensure when tested the walls will meet the required STC 50 rating.

- Doors must be standard metal STC 50 rated doors with magnetic door seals and RF gasket. Perimeter metallic pipe and conduit penetrations must incorporate non-metallic dielectric unions and grounding only where the non-metallic couplings are not possible. Emergency notification systems that are outside the controlled perimeter, must be approved by the Accrediting Officer. If approve the system must incorporate high gain buffer amplifiers or electronic isolation filters installed where they penetrate the rooms. Doors will be designed 3 to 5 point higher to ensure when tested the door assembly will meet the required STC 50 rating.

6.9 Accessibility

The building will be brought up to current ABA standards for accessibility.

The door and ramp at the Telecommunications Entrance Facility (TEF) is designed to meet ABA compliance however it is not intended for this area to be an accessible form of egress. The ramp and door are used for moving of servers and other equipment only.

7.0 Interior Design

7.1 Paint and Colors

The walls will be painted white with an accent walls at the open office area provided to bring interest to the space. Restroom and Janitor ceilings will be painted white with latex paint in a scrubbable finish.

7.2 Flooring

The flooring in break room, circulation and open office areas is raised access floor with luxury vinyl tile (LVT) in a wood aesthetic.

The flooring in conference rooms is raised access floor with carpet tile (CPT).

The labs and telecommunication spaces will be provided with raised access floor with electrostatic dissipative flooring.

The flooring in restrooms is porcelain tile in a wood aesthetic.

All locations will receive wall base that is applicable to the adjacent surface material used.

7.3 Ceilings

The conference room and office ceilings will have acoustic baffles and painted exposed ceilings are to be colored black above.

The lab spaces will have suspended acoustic ceiling clouds and painted exposed ceilings are to be black above.

The open office and break room has painted exposed ceiling are to be black above.

Toilet rooms will have white moisture resistant epoxy painted ceilings.

7.4 Signage

Interior signage will be provided and will follow the bases standard for signage.

7.5 Furniture

Furniture is shown for coordination and space planning purposes only.

All FF&E is a bid option and will be contractor furnished contractor installed (CFCI) as an option to the contract unless noted as government furnished government installed (GFGI).

7.6 Finishes

Full height porcelain tile will be provided at the restrooms. Solid surface countertops at the break area will be provided with a full height backsplash to the underside of wall cabinets and as indicated on drawings. The cabinets will be plastic laminate in a wood visual aesthetic.

Tab 2

DRAWNING SYMBOLS

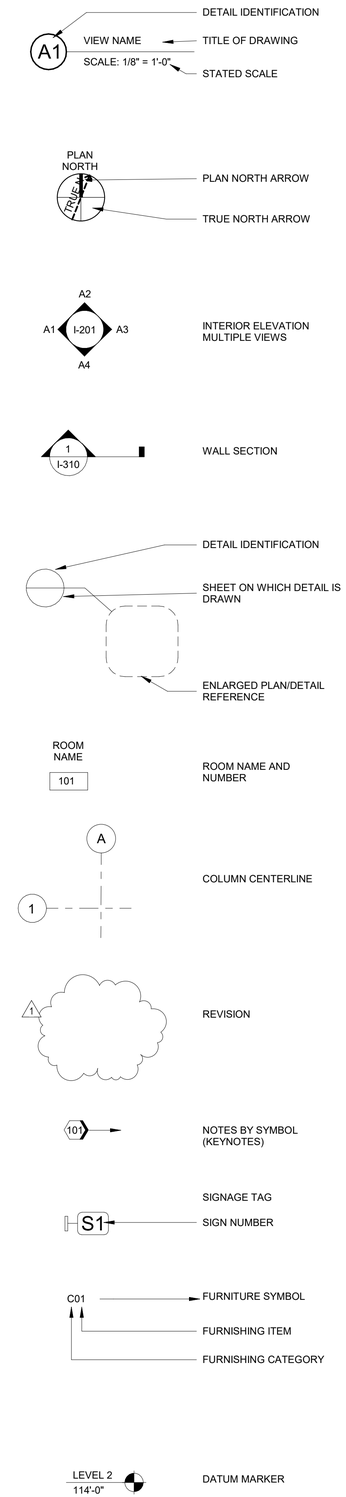

GENERAL SHEET NOTES

A. WHERE COLOR IS SHOWN AS BEING SPECIFIC TO ONE MANUFACTURER AN EQUIVALENT COLOR BY ANOTHER MANUFACTURER MAY BE SUBMITTED FOR APPROVAL. MANUFACTURERES AND MATERIALS SPECIFIED ARE NOT INTENDED TO LIMIT THE SELECTIONS OF EQUAL COLOR FROM OTHER MANUFACURERS. PAINT COLOR SELECTIONS ARE BASE STANDARD AND MUST BE REVIEWED AND APPROVED BY BASE FACILITY MANAGER IF CHANGES ARE REQUIRED.

B. REVIEW DOCUMENTS, VERIFY DIMENSIONS AND FIELD CONDITIONS, AND CONFIRM THAT WORK IS BUILDABLE AS SHOWN. REPORT ANY CONFLICT OR OMISSIONS TO THE GOVERNMENT FOR CLARIFICATION PRIOR TO PERFORMING ANY WORK IN QUESTION.

C. ALL FINISHES ARE TO BE INSTALLED/APPLIED IN ACCORDANCE WITH THE MANUFACTURER'S WRITTEN INSTRUCTIONS.

D. ALL FLOORING TRANSITIONS ARE TO OCCUR IN THE CENTERLINE OF THE DOOR, DOORWAY, OR CEILING U.O.N.

E. WHEN INSTALLING TILE, USE ALL APPLICABLE MATCHING TRIM PIECES, I.E. INSIDE AND OUTSIDE CORNERS AND EDGES. LEAVE NO EXPOSED TILE EDGES.

F. REFER TO ROOM FINISH SCHEDULE AND FINISH MATERIAL LEGEND ON SHEET IN601 FOR FINISH SELECTIONS IN EACH ROOM.

G. FLOORING MATERIAL / FINISH SPECIFIED FOR EACH AREA MUST EXTEND UNDERNEATH ALL EQUIPMENT AND CASEWORK U.O.N.

H. ALL VERTICAL SURFACES TO RECEIVE BASE U.O.N.

I. ACCENT PAINT COLOR WILL RUN CORNER TO CORNER AND FLOOR TO CEILING WHERE INDICATED.

J. PAINT ALL ACCESS PANELS TO MATCH ADJACENT SURFACE.

K. SEE INTERIOR DETAIL SHEET IN501 FOR FLOORING TRANSITION DETAILS.

L. SEE INTERIOR ELEVATIONS FOR WALL TILE PATTERNS.

M. REFERENCE IN101 FOR FINISH FLOOR PLAN.

N. ALL OPEN CEILINGS ARE TO BE PAINTED GYP-1 UNLESS OTHERWISE INDICATED. IN OPEN SPACES CEILING COLOR WILL STOP ON ADJACENT WALLS AT 10'-6" A.F.F.

LEGEND

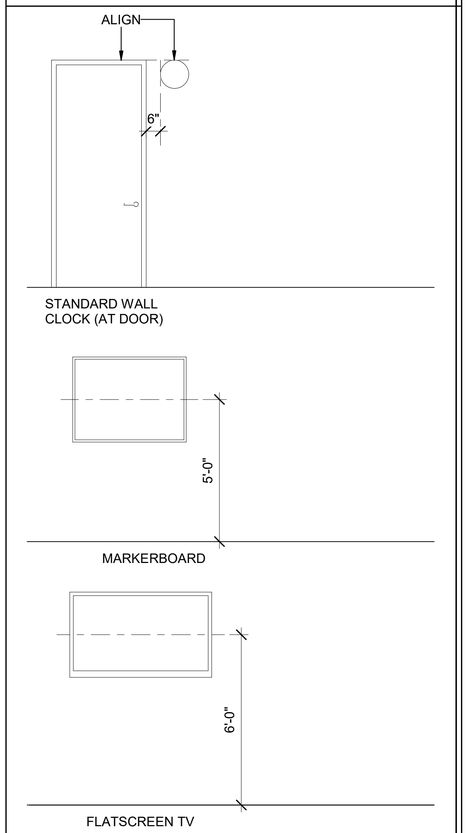

LICENSED ARCHITECT
DONALD WINSTEAD
No. ARC.2520029
Exp. 12-31-27
STATE OF OHIO

MARK	DESCRIPTION	DATE
1	Revision 1	Date 1

DESIGNED BY: M. WARRINER
DRAWN BY: M. WALTERS
CHECKED BY: B. ERNSTING
SUBMITTED BY: D. PEARSON
SIZE: ANSI D
ISSUE DATE: MAY 2026
ANG PROJECT NO.: PBXP222050
CONTRACT NO.: FA8903-21-D-0008
TASK ORDER NO.: W50S8R23F0009

OHIO AIR NATIONAL GUARD
MANSFIELD LAHM AIR NATIONAL GUARD BASE, OH

JACOBS GOVERNMENT SERVICES
2600 MICHELSON SR. STE 500
IRVINE, CA 92612

MANSFIELD LAHM AIR NATIONAL GUARD BASE, OH
REPAIR B403 FOR CYBER
FA877006
INTERIORS GENERAL NOTES, SYMBOLS, AND ABBREVIATIONS

SHEET ID
I-001

TYPE B-3 FINAL

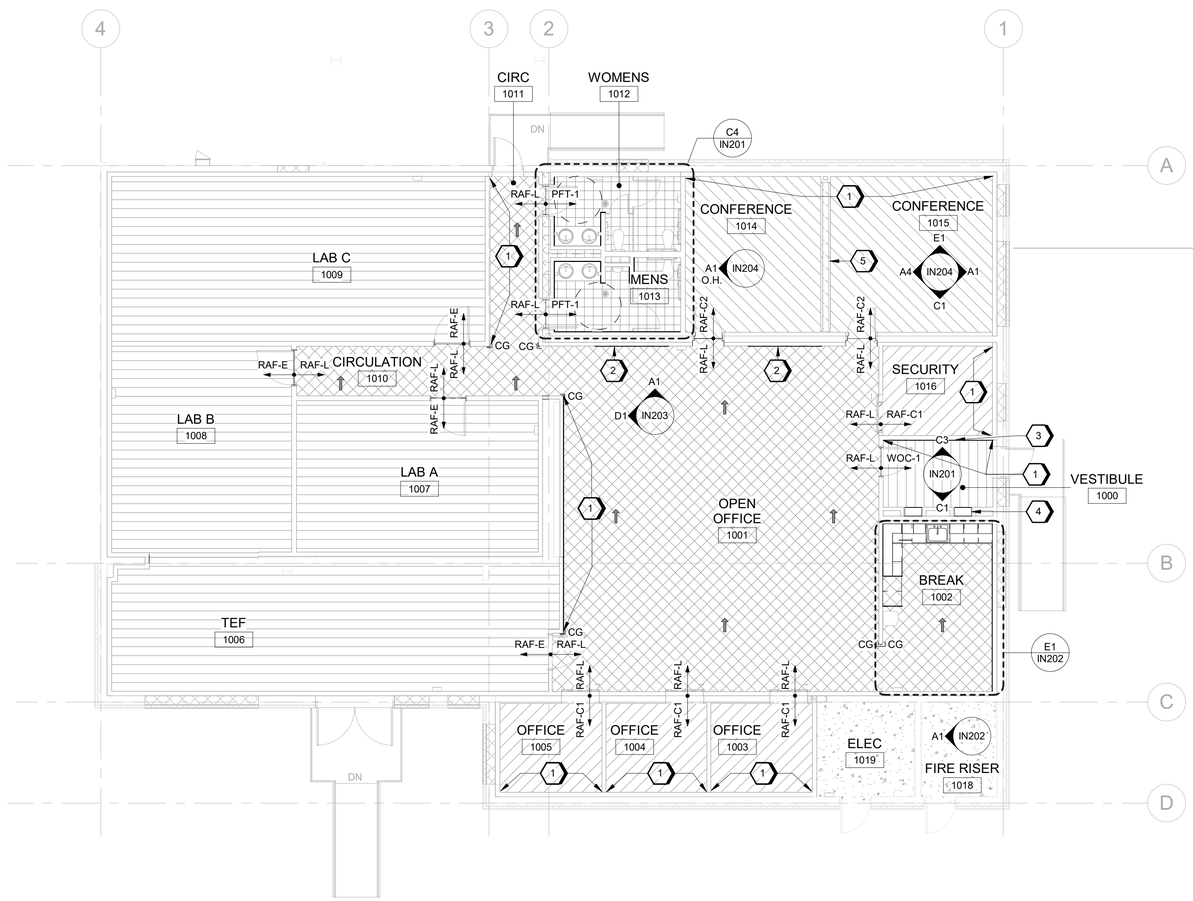

A1 INTERIOR FINISH FLOOR PLAN
SCALE 1/8" = 1'-0"

GENERAL SHEET NOTES

A. REFER TO SHEET IN602 FOR FINISH MATERIAL LEGEND.

B. REFER TO SHEET IN601 FOR ROOM FINISH SCHEDULE.

C. REFER TO ARCHITECTURE FOR REFLECTED CEILING PLAN.

D. REFER TO SHEET IN201 - IN202 FOR INTERIOR ELEVATIONS.

E. WHERE COLOR IS SHOWN AS BEING SPECIFIC TO ONE MANUFACTURER MAY BE SUBMITTED FOR APPROVAL. MANUFACTURERES AND MATERIALS SPECIFIED ARE NOT INTENDED TO LIMIT THE SELECTIONS OF EQUAL COLOR FROM OTHER MANUFACTURERS.

F. COORDINATE THERMOSTAT LOCATIONS WITH MECHANICAL DRAWINGS AND CONSTRUCTION MANAGER. INSTALL THERMOSTATS NEAR A CORNER OF A ROOM OR BY LIGHT SWICHES. DO NOT INSTALL THERMOSTATS IN THE CENTER OF A WALL.

G. TRANSITIONS MUST MEET ABA GUIDELINES.

H. TRANSITIONS OCCURING UNDER DOORS MUST BE CENTERED UNDER DOOR.

SHEET KEYNOTES

1. PT-2 ACCENT PAINT.
2. GROUPING OF AWP-1A, AWP-1B, AND AWP-1C ACOUSTIC WALL PANELS.
3. AWP-2 ACOUSTIC WALL PANEL SYSTEM.
4. CONFIRM WIDTH OF OPENING WITH CHARGING CELL PHONE LOCKER.
5. OPERABLE PARTITION WITH ACOUSTIC WALL COVERING OPR-1. REFER TO ARCHITECTURE.

LEGEND

- PFT-1 PORCELAIN FLOOR TILE
- RAF-C1 RAISED ACCESS FLOOR WITH CARPET TILE
- RAF-C2 RAISED ACCESS FLOOR WITH ACCENT CARPET TILE
- RAF-E RAISED ACCESS FLOOR WITH ELECTROSTATIC DISSIPATIVE FLOORING
- RAF-L RAISED ACCESS FLOOR WITH LUXURY VINYL TILE
- SC-1 SEALED CONCRETE
- WOC-1 WALK OFF CARPET
- CG — CORNER GUARD
- FLOORING DIRECTION

GRAPHIC SCALE(S)

0 4' 8' 16' 24'

SCALE: 1/8" = 1'-0"

PLAN NORTH

LICENSED ARCHITECT
DONALD WINSTEAD
No. ARC.2520029
Exp. 12-31-27
STATE OF OHIO

MARK	DESCRIPTION	DATE

DESIGNED BY: M. WARRINER
DRAWN BY: M. WALTERS
CHECKED BY: B. ERNSTING
SUBMITTED BY: D. PEARSON
SIZE: ANSI D
ISSUE DATE: MAY 2026
ANG PROJECT NO.: PBXP22050
CONTRACT NO.: FA8903-21-D-0008
TASK ORDER NO.: W50S8R23F0009

OHIO AIR NATIONAL GUARD
MANSFIELD LAHM AIR NATIONAL GUARD BASE, OH

JACOBS GOVERNMENT SERVICES
2600 MICHELSON SR, STE 500
IRVINE, CA 92612

MANSFIELD LAHM AIR NATIONAL GUARD BASE, OH
REPAIR B403 FOR CYBER
FA877006
INTERIOR FINISH FLOOR PLAN

SHEET ID
IN101

TYPE B-3 FINAL

Tab 3

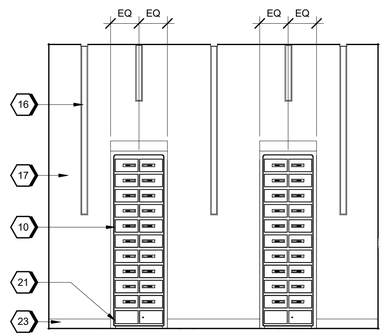

C1 VESTIBULE - SOUTH ELEVATION
SCALE 3/8" = 1'-0"

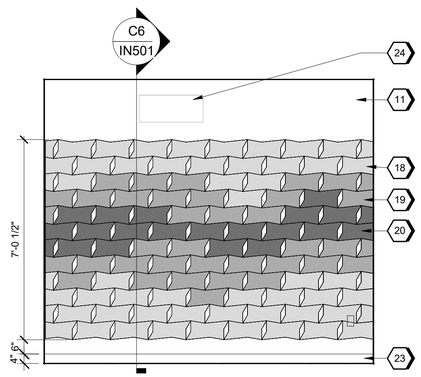

C3 VESTIBULE - NORTH ELEVATION
SCALE 3/8" = 1'-0"

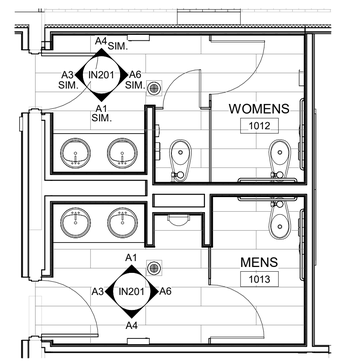

C4 ENLARGED PLAN - RESTROOMS
SCALE 1/4" = 1'-0"

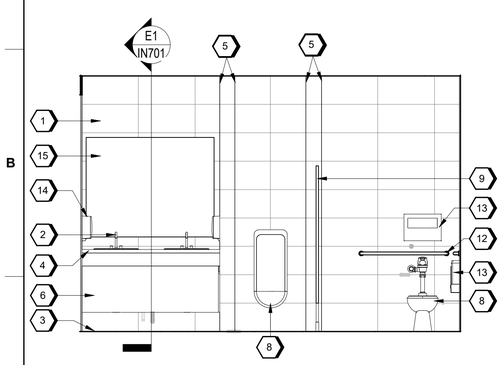

A1 MENS NORTH ELEVATION (WOMENS SIM. / OPP)
SCALE 3/8" = 1'-0"

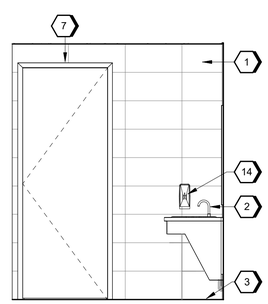

A3 MENS - WEST ELEVATION (WOMENS OPP.)
SCALE 3/8" = 1'-0"

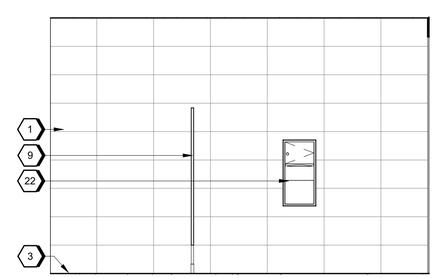

A4 MENS - SOUTH ELEVATION (WOMENS OPP.)
SCALE 3/8" = 1'-0"

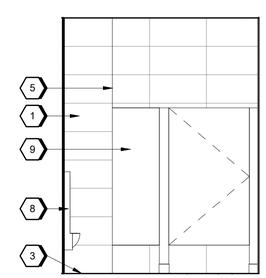

A6 MENS - EAST ELEVATION (WOMENS SIM. / OPP.)
SCALE 3/8" = 1'-0"

GENERAL SHEET NOTES

A. REFER TO SHEET IN601 FOR FINISH MATERIAL LEGEND AND ROOM FINISH SCHEDULE.

B. REFER TO ARCHITECTURE FOR REFLECTED CEILING PLAN.

C. REFER TO SHEET IN201 - IN202 FOR INTERIOR ELEVATIONS.

D. FINISHES INDICATED ARE THE APPROVED BASIS OF DESIGN TO CONVEY COLOR, PATTERN, TEXTURE AND SALIENT CHARACTERISTICS ONLY. THE LISTING OF MANUFACTURER INFORMATION IS NOT INTENDED TO LIMIT THE SELECTION OF PRODUCTS PROVIDED BY OTHER MANUFACTURERS. PRODUCTS MEETING THESE CRITERIA WILL BE CONSIDERD AND MUST BE REVIEWED BY USACE INTERIOR DESIGNER.

E. COORDINATE THERMOSTAT LOCATIONS WITH MECHANICAL DRAWINGS AND CONSTRUCTION MANAGER. INSTALL THERMOSTATS NEAR A CORNER OF A ROOM OR BY LIGHT SWICHES. DO NOT INSTALL THERMOSTATS IN THE CENTER OF A WALL.

F. TRANSITIONS MUST MEET ABA GUIDELINES.

G. REFER TO SHEET IF101 FOR ALL FF&E ITEMS.

H. REFER TO A-003 FOR ACCESSIBILITY MOUNTING STADNARDS AND TOILET ACCESSORIES.

I. PAINT ALL WALLS PT-1 UNLESS OTHERWISE NOTED.

J. PAINT ALL CEILING ELEMENTS, STRUCTURE, DUCTWORK, AND PIPES OTS-1.

SHEET KEYNOTES

1. PORCELAIN WALL TILE PWT-1
2. SINK AND FAUCET, REFER TO PLUMBING.
3. STAINLESS STEEL COVE BASE SSC-1.
4. SOLID SURFACE COUNTERTOP SS-1.
5. INSTALL METAL TRIM AT ALL OUTSIDE TILED CORNERS.
6. PLASTIC LAMINATE PL-1 ADA APRON.
7. PAINT DOOR FRAME PT-3 PER SCHEDULE.
8. PLUMBING FIXTURE, REFER TO PLUMBING.
9. TOILET PARTITION TP-1.
10. CHARGING CELL PHONE LOCKERS.
11. PT-2 ACCENT PAINT.
12. GRAB BAR. REFER TO ARCHITECTURE.
13. TOILET ACCESSORY. REFER TO ARCHITECTURE.
14. SOAP DISPENSER. REFER TO ARCHITECTURE.
15. WALL HUNG MIRROR, CENTER ABOVE SINK.
16. LIGHTING DEVICE. REFER TO ELECTRICAL.
17. PAINT PT-1.
18. AWP-2: 428 SILBER
19. AWP-2: 284 HIMMEL
20. AWP-2: 686 ENZIAN
21. EXTEND WALL AND BASE FINISH IN WALL RECESS.
22. PAPER TOWEL DISPENSER/DISPOSAL. REFER TO ARCHITECTURE.
23. RESILIENT BASE RB-1.
24. MECHANICAL EQUIPMENT. REFER TO MECHANICAL.

GRAPHIC SCALE(S)

0 1' 2' 4' 8'
SCALE: 3/8" = 1'-0"

0 2' 4' 8' 12'
SCALE: 1/4" = 1'-0"

LICENSED ARCHITECT
DONALD WINSTEAD
No. ARC.2520029
Exp. 12-31-27
STATE OF OHIO

MARK	DESCRIPTION	DATE

ISSUE DATE: MAY 2026
ANG PROJECT NO.: PBXP222050
CONTRACT NO.: FA8903-21-D-0008
TASK ORDER NO.: W50S8R23F0009

DESIGNED BY: M. WARRINER
DRAWN BY: M. WALTERS
CHECKED BY: B. ERNSTING
SUBMITTED BY: D. PEARSON
SIZE: ANSI D

OHIO AIR NATIONAL GUARD
MANSFIELD LAHM AIR NATIONAL GUARD BASE, OH

JACOBS GOVERNMENT SERVICES
2600 MICHELSON SR, STE 500
IRVINE, CA 92612

MANSFIELD LAHM AIR NATIONAL GUARD BASE, OH
REPAIR B403 FOR CYBER
FA877006
INTERIOR ELEVATIONS

SHEET ID
IN201

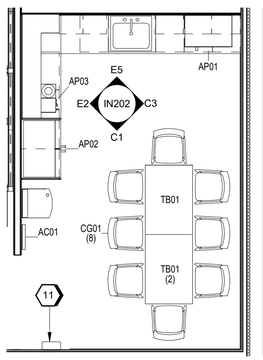

E1 ENLARGED PLAN - BREAK
SCALE 1/4" = 1'-0"

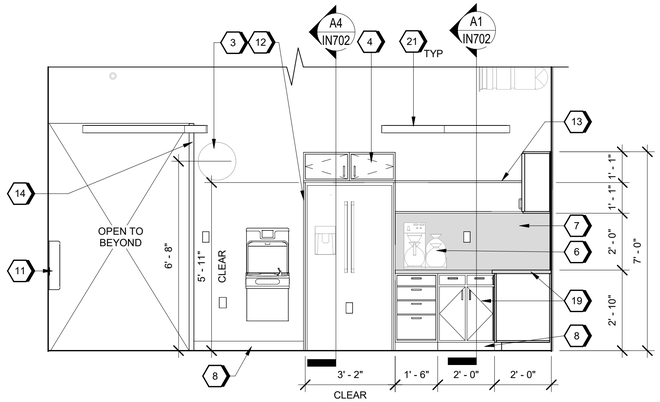

E2 BREAK - WEST ELEVATION
SCALE 3/8" = 1'-0"

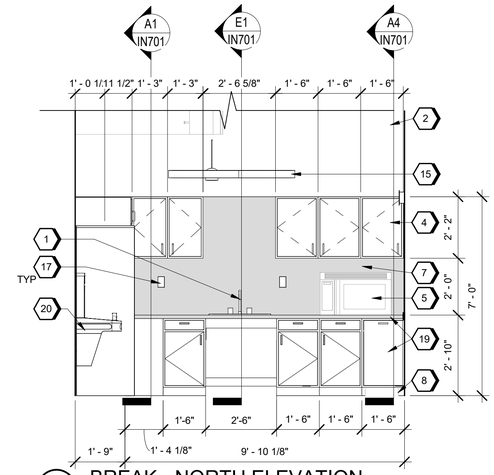

E5 BREAK - NORTH ELEVATION
SCALE 3/8" = 1'-0"

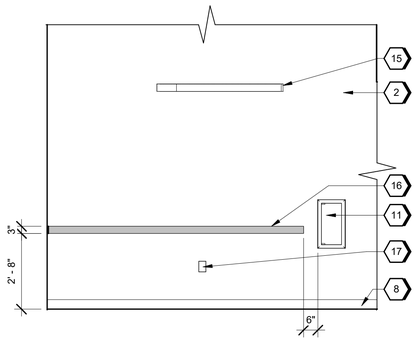

C1 BREAK - SOUTH ELEVATION
SCALE 3/8" = 1'-0"

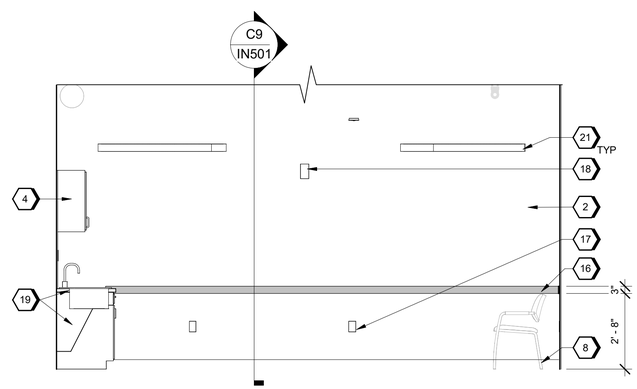

C3 BREAK - EAST ELEVATION
SCALE 3/8" = 1'-0"

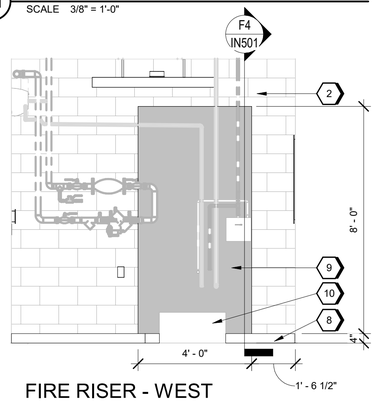

A1 FIRE RISER - WEST ELEVATION
SCALE 3/8" = 1'-0"

GENERAL SHEET NOTES

A. REFER TO SHEET IN601 FOR FINISH MATERIAL LEGEND AND ROOM FINISH SCHEDULE.

B. REFER TO ARCHITECTURE FOR REFLECTED CEILING PLAN.

C. REFER TO SHEET IN201 - IN202 FOR INTERIOR ELEVATIONS.

D. FINISHES INDICATED ARE THE APPROVED BASIS OF DESIGN TO CONVEY COLOR, PATTERN, TEXTURE AND SALIENT CHARACTERISTICS ONLY. THE LISTING OF MANUFACTURER INFORMATION IS NOT INTENDED TO LIMIT THE SELECTION OF PRODUCTS PROVIDED BY OTHER MANUFACTURERS. PRODUCTS MEETING THESE CRITERIA WILL BE CONSIDERD AND MUST BE REVIEWED BY USACE INTERIOR DESIGNER.

E. COORDINATE THERMOSTAT LOCATIONS WITH MECHANICAL DRAWINGS AND CONSTRUCTION MANAGER. INSTALL THERMOSTATS NEAR A CORNER OF A ROOM OR BY LIGHT SWICHES. DO NOT INSTALL THERMOSTATS IN THE CENTER OF A WALL.

F. TRANSITIONS MUST MEET ABA GUIDELINES.

G. REFER TO SHEET IF101 FOR ALL FF&E ITEMS.

H. REFER TO A-003 FOR ACCESSIBILITY MOUNTING STADNARDS AND TOILET ACCESSORIES.

I. PAINT ALL WALLS PT-1 UNLESS OTHERWISE NOTED.

J. PAINT ALL CEILING ELEMENTS, STRUCTURE, DUCTWORK, AND PIPES OTS-1.

SHEET KEYNOTES

1. SINK AND FAUCET, REFER TO PLUMBING.
2. PAINT PT-1.
3. AC1 WALL CLOCK, BATTERY (FF&E).
4. PL-1 PLASTIC LAMINATE UPPER CABINETS.
5. AP01, MICROWAVE (FFE).
6. AP03, COFFEE MAKER (FFE).
7. FULL HEIGHT SOLID SURFACE BACKSPLASH SS-1.
8. RESILIENT BASE RB-1.
9. FRP-1 FIBER REINFORCED PANEL.
10. MOP SINK. REFER TO PLUMBING.
11. FIRE EXTINGUISHING CABINET. REFER TO ARCHITECTURE.
12. PL-1 PLASTIC LAMINATE END PANEL.
13. PL-1 PLASTIC LAMINATE FLOATING SHELVES.
14. CORNER GUARD GG-1.
15. ACOUSTIC CEILING CLOUD ACC-1. REFER TO ARCHITECTURE REFLECTED CEILING PLANS.
16. CHAIR RAIL CR-1.
17. ELECTRICAL DEVICE. REFER TO ELECTRICAL .
18. FIRE ALARM DEVICE. REFER TO FIRE PROTECTION.
19. PL-1 PLASTIC LAMINATE CABINETS AND SS-1 SOLID SURFACE COUNTERTOP.
20. DRINKING FOUNTAIN, REFER TO ARCHITECTURE.
21. LIGHTING DEVICE. REFER TO ELECTRICAL.

GRAPHIC SCALE(S)

0 2' 4' 8' 12'
SCALE: 1/4" = 1'-0"

0 1' 2' 4' 8'
SCALE: 3/8" = 1'-0"

LICENSED ARCHITECT
DONALD WINSTEAD
No. ARC.3520029
Exp. 12-31-27
STATE OF OHIO

MARK	DESCRIPTION	DATE

ISSUE DATE: MAY 2026
ANG PROJECT NO.: PBXP222050
CONTRACT NO.: FA8903-21-D-0008
TASK ORDER NO.: W50S8R23F0009

DESIGNED BY: M. WARRINER
DRAWN BY: M. WALTERS
CHECKED BY: B. ERNSTING
SUBMITTED BY: D. PEARSON
SIZE: ANSI D

OHIO AIR NATIONAL GUARD
MANSFIELD LAHM AIR NATIONAL GUARD BASE, OH

JACOBS GOVERNMENT SERVICES
2600 MICHELSON SR, STE 500
IRVINE, CA 92612

MANSFIELD LAHM AIR NATIONAL GUARD BASE, OH
REPAIR B403 FOR CYBER
FA877006
INTERIOR ELEVATIONS

SHEET ID
IN202

TYPE B-3 FINAL

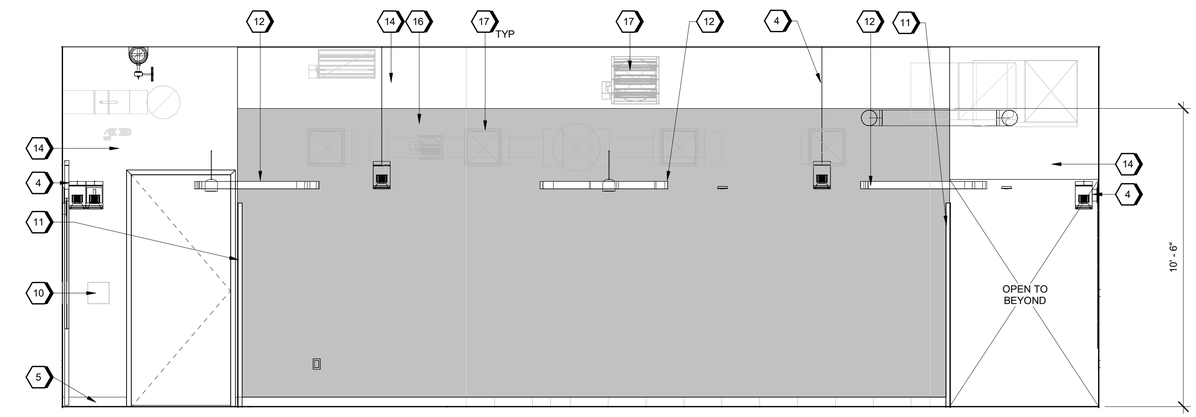

D1 OPEN OFFICE - WEST ELEVATION
SCALE 3/8" = 1'-0"

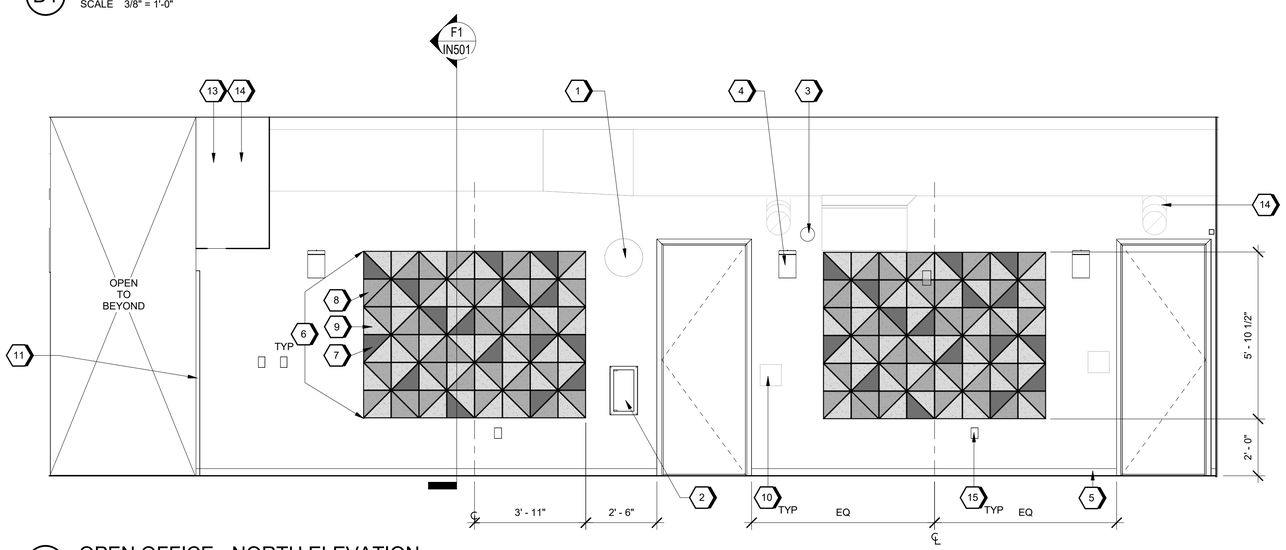

A1 OPEN OFFICE - NORTH ELEVATION
SCALE 3/8" = 1'-0"

GENERAL SHEET NOTES

A. REFER TO SHEET IN602 FOR FINISH MATERIAL LEGEND.

B. REFER TO SHEET IN601 FOR ROOM FINISH SCHEDULE.

C. REFER TO ARCHITECTURE FOR REFLECTED CEILING PLAN.

D. REFER TO SHEET IN201 - IN202 FOR INTERIOR ELEVATIONS.

E. FINISHES INDICATED ARE THE APPROVED BASIS OF DESIGN TO CONVEY COLOR, PATTERN, TEXTURE AND SALIENT CHARACTERISTICS ONLY. THE LISTING OF MANUFACTURER INFORMATION IS NOT INTENDED TO LIMIT THE SELECTION OF PRODUCTS PROVIDED BY OTHER MANUFACTURERS. PRODUCTS MEETING THESE CRITERIA WILL BE CONSIDERD AND MUST BE REVIEWED BY USACE INTERIOR DESIGNER.

F. COORDINATE THERMOSTAT LOCATIONS WITH MECHANICAL DRAWINGS AND CONSTRUCTION MANAGER. INSTALL THERMOSTATS NEAR A CORNER OF A ROOM OR BY LIGHT SWICHES. DO NOT INSTALL THERMOSTATS IN THE CENTER OF A WALL.

G. TRANSITIONS MUST MEET ABA GUIDELINES.

H. REFER TO SHEET IF101 FOR ALL FF&E ITEMS.

I. REFER TO A-003 FOR ACCESSIBILITY MOUNTING STADNARDS AND TOILET ACCESSORIES.

J. PAINT ALL WALLS PT-1 UNLESS OTHERWISE NOTED.

K. PAINT ALL CEILING ELEMENTS, STRUCTURE, DUCTWORK, AND PIPES OTS-1.

SHEET KEYNOTES

1. AC01, WALL CLOCK, BATTERY.
2. FIRE EXTINGUISHER CABINET, REFER TO ARCHITECTURE.
3. LIGHTING FIXTURE, REFER TO ELECTRICAL.
4. LIGHTING DEVICE. REFER TO ELECTRICAL.
5. RESILIENT BASE RB-1.
6. GROUPING OF AWP-1A, AWP-1B, AND AWP-1C - CONTAINS 20% AWP-1A, 40% AWP-1B, AND 40% AWP-1C.
7. AWP-1A.
8. AWP-1B.
9. AWP-1C.
10. SIGNAGE. REFER TO IG101 SIGNAGE PLAN.
11. CORNER GUARD GG-1.
12. ACOUSTIC CEILING CLOUD ACC-1. REFER TO ARCHITECTURE REFLECTED CEILING PLANS.
13. SOFFIT, REFER TO ARCHITECTURE.
14. PAINT PT-1.
15. ELECTRICAL DEVICE. REFER TO ELECTRICAL .
16. PAINT PT-2. .
17. MECHANICAL EQUIPMENT. REFER TO MECHANICAL.

GRAPHIC SCALE(S)

0 1' 2' 4' 8'

SCALE: 3/8" = 1'-0"

LICENSED ARCHITECT
DONALD WINSTEAD
No. ARC.2520029
Exp. 12-31-27
STATE OF OHIO

MARK	DESCRIPTION	DATE

DESIGNED BY: M. WARRINER
DRAWN BY: M. WALTERS
CHECKED BY: B. ERNSTING
SUBMITTED BY: S. PEARSON
SIZE: ANSI D
ISSUE DATE: MAY 2026
ANG PROJECT NO.: PBXP222050
CONTRACT NO.: FA8903-21-D-0008
TASK ORDER NO.: W90S8R23F0009

OHIO AIR NATIONAL GUARD
MANSFIELD LAHM AIR NATIONAL GUARD BASE, OH

JACOBS GOVERNMENT SERVICES
2600 MICHELSON SR, STE 500
IRVINE, CA 92612

MANSFIELD LAHM AIR NATIONAL GUARD BASE, OH
REPAIR B403 FOR CYBER
FA877006
INTERIOR ELEVATIONS

SHEET ID
IN203

TYPE B-3 FINAL

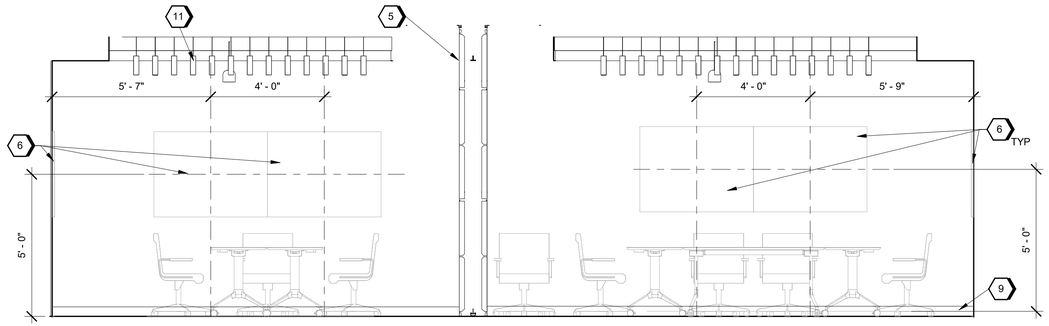

E1 CONFERENCE 1016 / 1015 - NORTH ELEVATION
SCALE 3/8" = 1'-0"

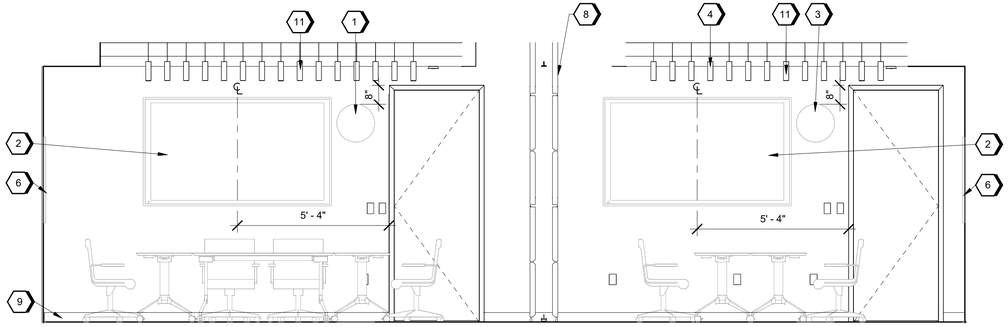

C1 CONFERENCE 1016 / 1015 - SOUTH ELEVATION
SCALE 3/8" = 1'-0"

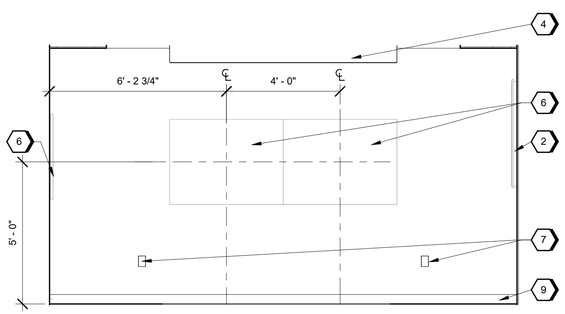

A1 CONFERENCE 1016 - EAST ELEVATION
SCALE 3/8" = 1'-0"

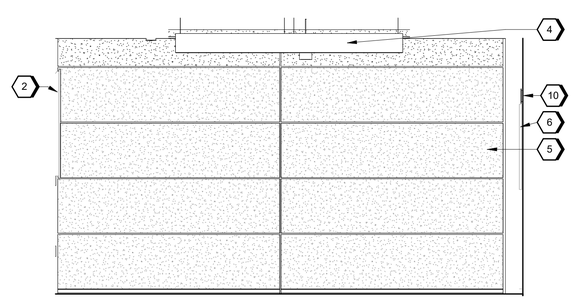

A4 CONFERENCE 1016 - WEST ELEVATION
SCALE 3/8" = 1'-0"

GENERAL SHEET NOTES

A. REFER TO SHEET IN001 FOR FINISH MATERIAL LEGEND AND ROOM FINISH SCHEDULE.

B. REFER TO ARCHITECTURE FOR REFLECTED CEILING PLAN.

C. REFER TO SHEET IN201 - IN202 FOR INTERIOR ELEVATIONS.

D. FINISHES INDICATED ARE THE APPROVED BASIS OF DESIGN TO CONVEY COLOR, PATTERN, TEXTURE AND SALIENT CHARACTERISTICS ONLY. THE LISTING OF MANUFACTURER INFORMATION IS NOT INTENDED TO LIMIT THE SELECTION OF PRODUCTS PROVIDED BY OTHER MANUFACTURERS. PRODUCTS MEETING THESE CRITERIA WILL BE CONSIDERD AND MUST BE REVIEWED BY USACE INTERIOR DESIGNER.

E. COORDINATE THERMOSTAT LOCATIONS WITH MECHANICAL DRAWINGS AND CONSTRUCTION MANAGER. INSTALL THERMOSTATS NEAR A CORNER OF A ROOM OR BY LIGHT SWICHES. DO NOT INSTALL THERMOSTATS IN THE CENTER OF A WALL.

F. TRANSITIONS MUST MEET ABA GUIDELINES.

G. REFER TO SHEET IF101 FOR ALL FF&E ITEMS.

H. REFER TO A-003 FOR ACCESSIBILITY MOUNTING STADNARDS AND TOILET ACCESSORIES.

I. PAINT ALL WALLS PT-1 UNLESS OTHERWISE NOTED.

J. PAINT ALL CEILING ELEMENTS, STRUCTURE, DUCTWORK, AND PIPES OTS-1.

SHEET KEYNOTES

1. AC01, WALL CLOCK, BATTERY.
2. PROVIDE WALL BLOCKING FOR TELEVISION/ MONITOR AS REQUIRED. REFER TO C3 / A-701.
3. AC1 WALL CLOCK, BATTERY (FF&E).
4. ACOUSTIC CEILING BAFFLE SYSTEM ACB-1 / ACB-2. REFER TO ARCHITECTURE REFLECTED CEILING PLAN.
5. OPERABLE PARTITION. FINISH: ACOUSTIC WALL COVERING OPR-1.
6. AC06, MARKERBOARD 48" X 36" (FFE).
7. ELECTRICAL DEVICE. REFER TO ELECTRICAL .
8. OPERABLE PARTITION WITH ACOUSTIC WALL COVERING OPR-1. REFER TO ARCHITECTURE.
9. RESILIENT BASE RB-1.
10. FIRE ALARM DEVICE. REFER TO FIRE PROTECTION.
11. ACOUSTICAL FELT CEILING BAFFLES - ACB-1 AND ACB-2 REFERENCE ELECTRICAL FOR LIGHTING INFORMATION. REFER TO ARCHITECTURE REFLECTED CEILING PLAN.

GRAPHIC SCALE(S)

0 1' 2' 4' 8'
SCALE: 3/8" = 1'-0"

LICENSED ARCHITECT
DONALD WINSTEAD
No. ARC.3520029
Exp. 12-31-27
STATE OF OHIO

MARK	DESCRIPTION	DATE

DESIGNED BY: M. WARRINER
DRAWN BY: M. WALTERS
CHECKED BY: B. ERNSTING
SUBMITTED BY: D. PEARSON
SIZE: ANSI D
ISSUE DATE: MAY 2026
ANG PROJECT NO.: PBXP222050
CONTRACT NO.: FA8903-21-D-0008
TASK ORDER NO.: W50S8R23F0009

OHIO AIR NATIONAL GUARD
MANSFIELD LAHM AIR NATIONAL GUARD BASE, OH

JACOBS GOVERNMENT SERVICES
2600 MICHELSON SR, STE 500
IRVINE, CA 92612

MANSFIELD LAHM AIR NATIONAL GUARD BASE, OH
REPAIR B403 FOR CYBER
FA877006
INTERIOR ELEVATIONS

SHEET ID
IN204

TYPE B-3 FINAL

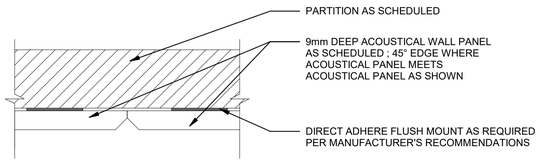

F1 ACOUSTICAL WALL PANEL INSTALLATION DETAIL
SCALE 3" = 1'-0"

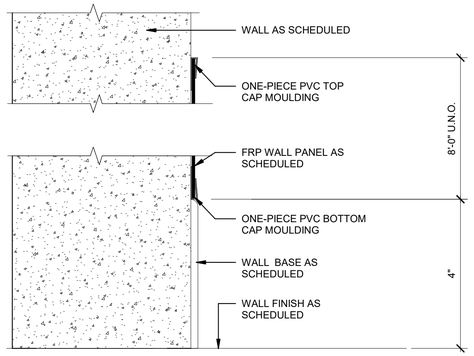

F4 FIBER REINFORCED PANEL
SCALE 6" = 1'-0"

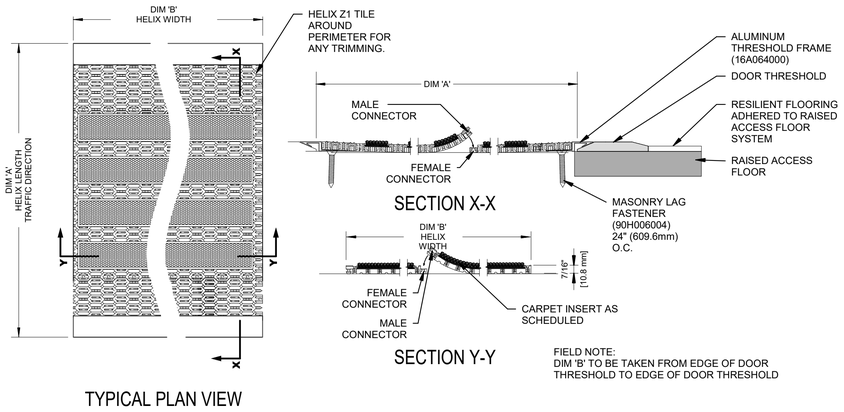

D6 WALK OFF CARPET DETAIL
SCALE 3" = 1'-0"

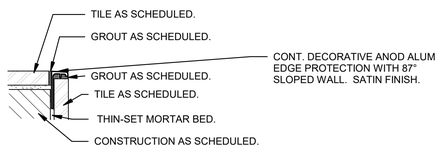

D1 METAL TRIM AT OUTSIDE CORNER
SCALE NTS

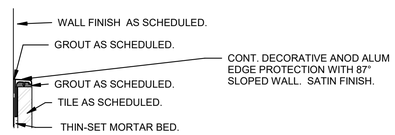

D3 METAL TRIM AT TILE WAINSCOT
SCALE 6" = 1'-0"

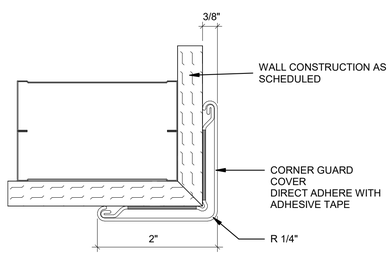

C1 CORNER GUARD - SURFACE MOUNT
SCALE NTS

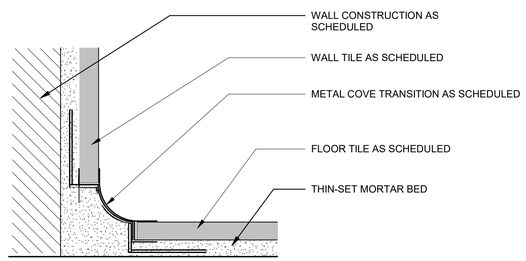

C3 COVE AT BASE
SCALE NTS

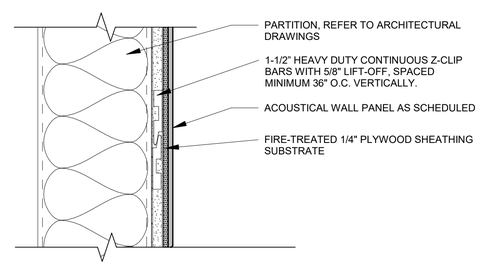

C6 BASE DETAIL - ACOUSTICAL WALL PANEL
SCALE 3" = 1'-0"

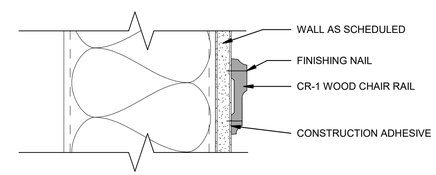

C9 WOOD CHAIR RAIL
SCALE 1" = 0'-3"

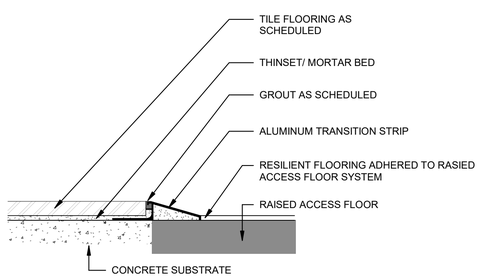

A1 RESILIENT FLOORING TO TILE
SCALE 6" = 1'-0"

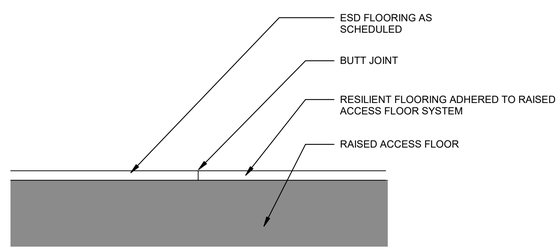

A3 RESILIENT FLOORING TO ELECTROSTATIC DISSAPATIVE FLOORING
SCALE 12" = 1'-0"

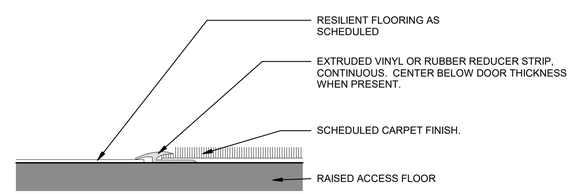

A6 RESILIENT FLOORING TO CARPET
SCALE 6" = 1'-0"

LICENSED ARCHITECT
DONALD WINSTEAD
No. ARC.3520029
Exp. 12-31-27
STATE OF OHIO

MARK	DESCRIPTION	DATE

DESIGNED BY: M. WARRINER
DRAWN BY: M. WALTERS
CHECKED BY: B. ERNSTING
SUBMITTED BY: D. PEARSON
SIZE: ANSI D
ISSUE DATE: MAY 2026
ANG PROJECT NO.: PBXP222050
CONTRACT NO.: FA8903-21-D-0008
TASK ORDER NO.: W50S8R23F0009

OHIO AIR NATIONAL GUARD
MANSFIELD LAHM AIR NATIONAL GUARD BASE, OH

JACOBS GOVERNMENT SERVICES
2600 MICHELSON SR, STE 500
IRVINE, CA 92612

MANSFIELD LAHM AIR NATIONAL GUARD BASE, OH
REPAIR B403 FOR CYBER
FA877006
INTERIOR DETAILS

SHEET ID
IN501

TYPE B-3 FINAL

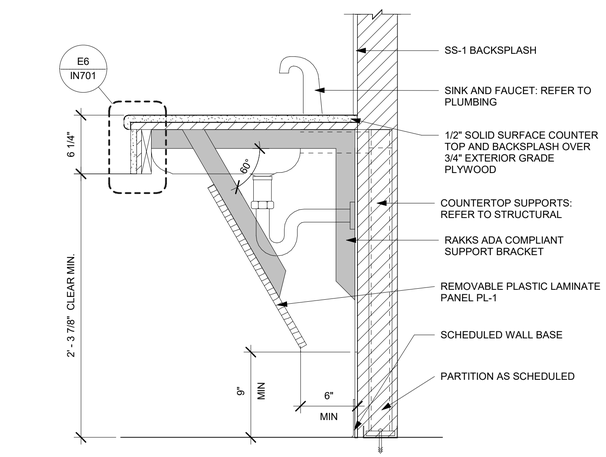

E1 SECTION AT SINK WITH APRON
SCALE 1 1/2" = 1'-0"

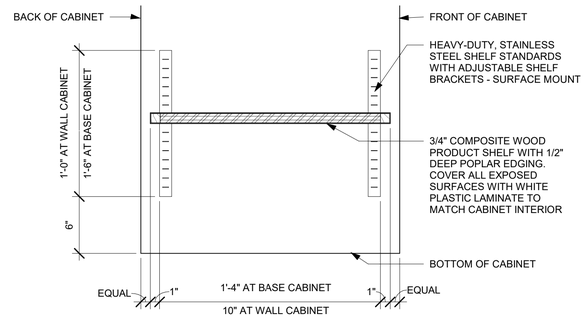

F4 ADJUSTABLE SHELF DETAIL
SCALE 1 1/2" = 1'-0"

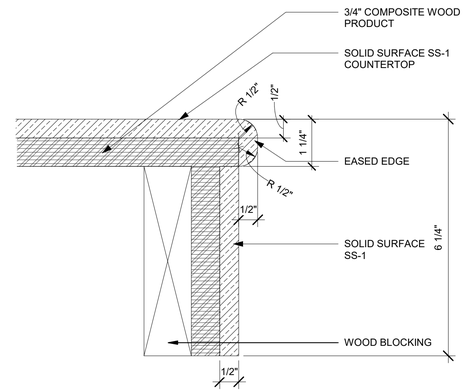

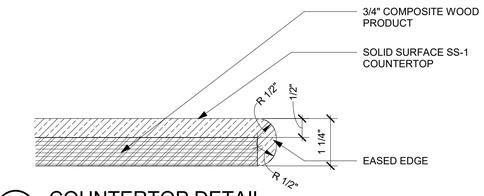

E4 COUNTERTOP DETAIL
SCALE 6" = 1'-0"

E6 COUNTERTOP EDGE DETAIL
SCALE 6" = 1'-0"

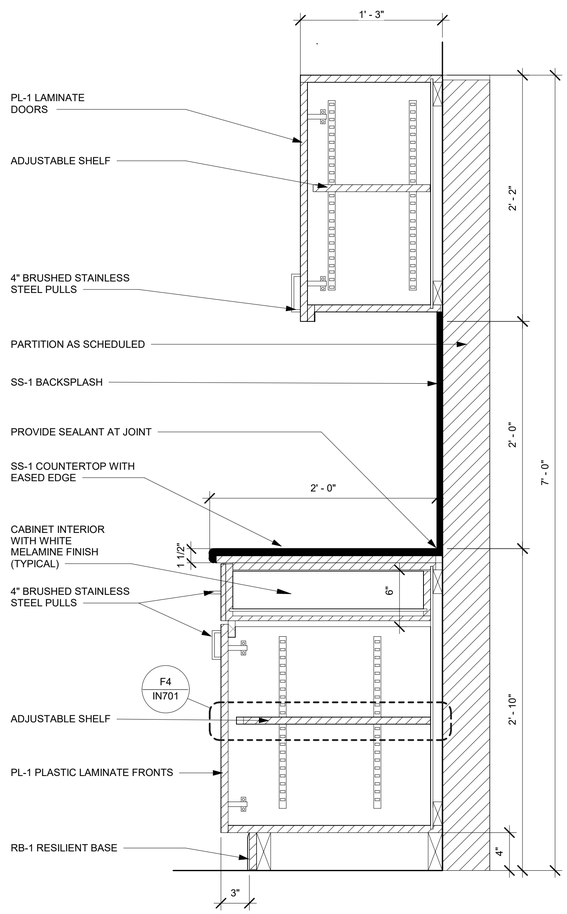

A1 MILLWORK SECTION - UPPER & LOWER CABINETS
SCALE 1 1/2" = 1'-0"

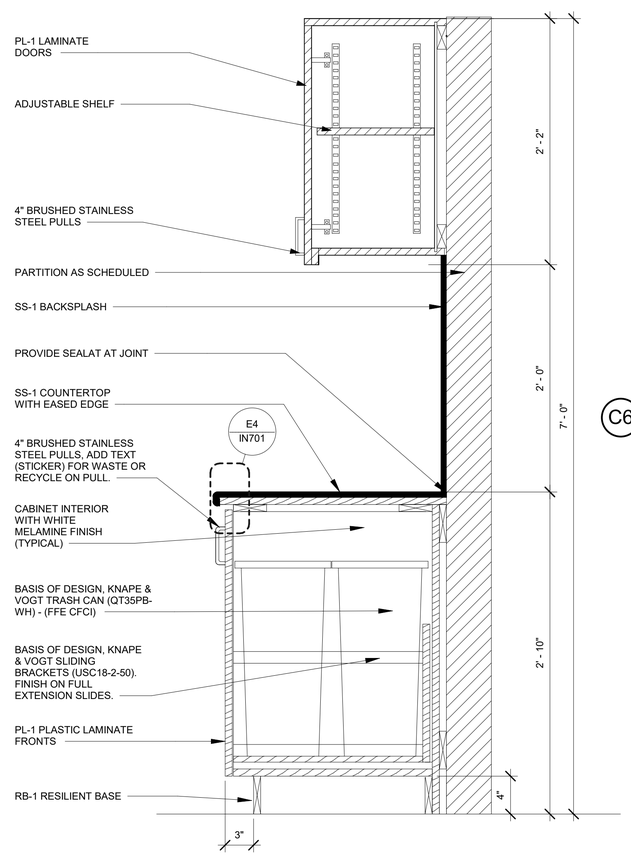

A4 MILLWORK SECTION - WASTE AND RECYCLE
SCALE 1 1/2" = 1'-0"

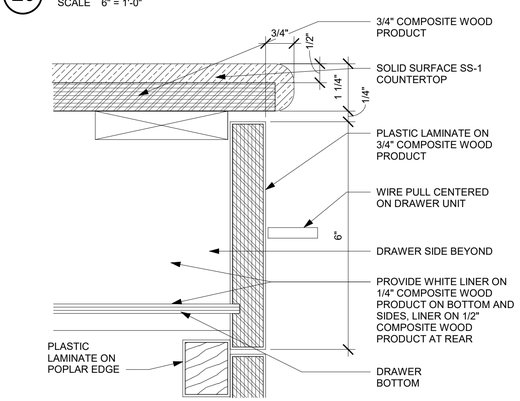

C6 COUNTERTOP DETAIL
SCALE 6" = 1'-0"

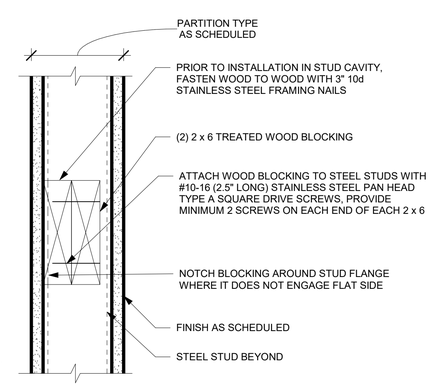

A6 BLOCKING DETAIL
SCALE 3" = 1'-0"

GRAPHIC SCALE(S)

0 1" 2" 4" 6"
SCALE: 6" = 1'-0"

0 3" 6" 1'
SCALE: 3" = 1'-0"

0 3" 6" 1' 2'
SCALE:1 1/2" = 1'-0"

LICENSED ARCHITECT
DONALD WINSTEAD
No. ARC.3520029
Exp. 12-31-27
STATE OF OHIO

MARK	DESCRIPTION	DATE

DESIGNED BY: M. WARRINER
DRAWN BY: M. WALTERS
CHECKED BY: B. ERNSTING
SUBMITTED BY: D. PEARSON
SIZE: ANSI D

ISSUE DATE: MAY 2026
ANG PROJECT NO.: PBXP222050
CONTRACT NO.: FA8903-21-D-0008
TASK ORDER NO.: W50S8R23F0009

OHIO AIR NATIONAL GUARD
MANSFIELD LAHM AIR NATIONAL GUARD BASE, OH

JACOBS GOVERNMENT SERVICES
2600 MICHELSON SR, STE 500
IRVINE, CA 92612

MANSFIELD LAHM AIR NATIONAL GUARD BASE, OH
REPAIR B403 FOR CYBER
FA877006
INTERIOR MILLWORK SECTIONS

SHEET ID
IN701

TYPE B-3 FINAL

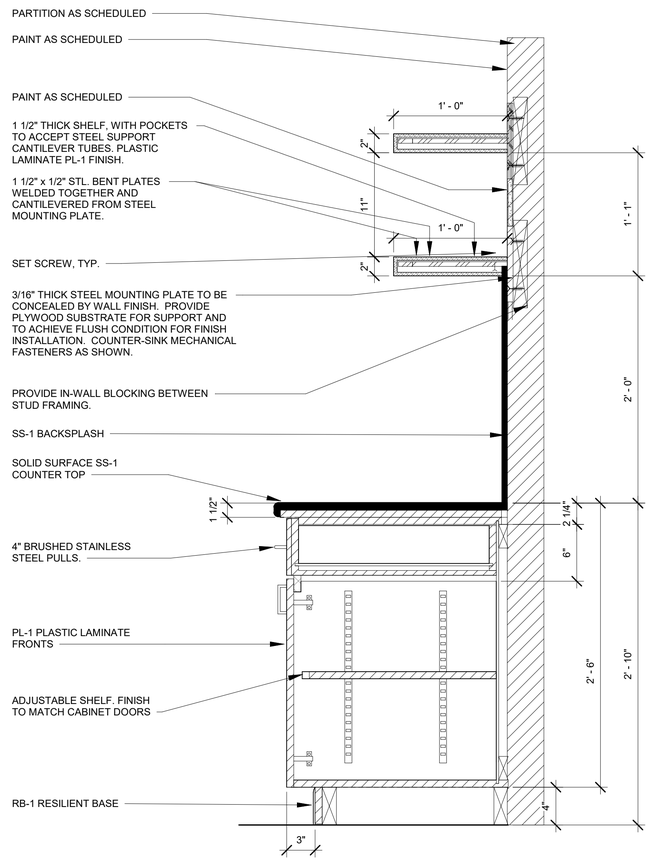

A1 MILLWORK SECTION - BASE CABINET WITH FLOATING SHELVES

SCALE 1 1/2" = 1'-0"

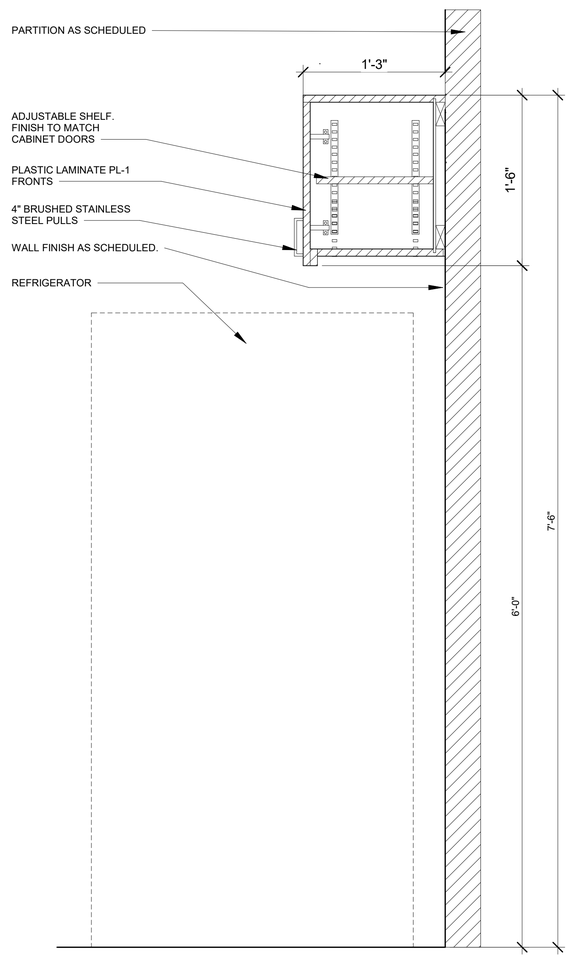

A4 MILLWORK SECTION - UPPER & BASE CABINET AT REFRIGERATOR

SCALE 1 1/2" = 1'-0"

LICENSED ARCHITECT
DONALD WINSTEAD
No. ARC.3520029
Exp. 12-31-27
STATE OF OHIO

MARK	DESCRIPTION	DATE

DESIGNED BY: M. WARRINER
DRAWN BY: M. WALTERS
CHECKED BY: B. ERNSTING
SUBMITTED BY: D. PEARSON
SIZE: ANSI D
ISSUE DATE: MAY 2026
ANG PROJECT NO.: PBXP222050
CONTRACT NO.: FA8903-21-D-0008
TASK ORDER NO.: W60SBR23F0009

OHIO AIR NATIONAL GUARD
MANSFIELD LAHM AIR NATIONAL GUARD BASE, OH

JACOBS GOVERNMENT SERVICES
2600 MICHELSON SR. STE 500
IRVINE, CA 92612

MANSFIELD LAHM AIR NATIONAL GUARD BASE, OH
REPAIR B403 FOR CYBER
FA877006
INTERIOR MILLWORK SECTIONS

SHEET ID

IN702

TYPE B-3 FINAL

Tab 4

ROOM FINISH SCHEDULE

ROOM	NAME	FLOOR FINISH	BASE FINISH	WALL FINISH NORTH	WALL FINISH EAST	WALL FINISH SOUTH	WALL FINISH WEST	CEILING FINISH	NOTES & REMARKS
1000	VESTIBULE	WOC-1	RB-1	PT-2 / AWP-2	PT-1	PT-1	PT-1	GYP-2	PAINT CELL PHONE LOCKER RECESS PT-1. CONTINUE RB-1 BEHIND CELL PHONE LOCKERS
1001	OPEN OFFICE	RAF-L	RB-1	PT-1 / AWP-1A / AWP-1B / AWP-1C	PT-1	PT-1	PT-1 / PT-2	GYP-1	
1002	BREAK	RAF-L	RB-1	PT-1 / SS-1	PT-1 / SS-1	PT-1 / CR-1	PT-1 / CR-1	GYP-1 / ACC-1	SS-1 COUNTER TOPS; PL-1 CABINETS; GR-1 GROUT. REFER TO INTERIOR ELEVATIONS ON IN202
1003	OFFICE	RAF-C1	RB-1	PT-1	PT-1	PT-2	PT-1	GYP-1 / ACB-1 / ACB-2	
1004	OFFICE	RAF-C1	RB-1	PT-1	PT-1	PT-2	PT-1	GYP-1 / ACB-1 / ACB-2	
1005	OFFICE	RAF-C1	RB-1	PT-1	PT-1	PT-2	PT-1	GYP-1 / ACB-1 / ACB-2	
1006	TEF	RAF-E	RB-1	PT-1	PT-1	PT-1	PT-1	GYP-1	
1007	LAB A	RAF-E	RB-1	PT-1	PT-1	PT-1	PT-1	GYP-1 / ACC-1	
1008	LAB B	RAF-E	RB-1	PT-1	PT-1	PT-1	PT-1	GYP-1 / ACC-1	
1009	LAB C	RAF-E	RB-1	PT-1	PT-1	PT-1	PT-1	GYP-1 / ACC-1	
1010	CIRCULATION	RAF-L	RB-1	PT-1	--	PT-1	PT-1	GYP-1	
1011	CIRC	RAF-L	RB-1	PT-1	PT-1	--	PT-2	GYP-1	
1012	WOMENS	PFT-1	SSC-1	PWT-1	PWT-1	PWT-1	PWT-1	GYP-2	SS-1 COUNTER TOPS; PL-1 BASE CABINET; GR-1 GROUT; TP-1 TOILET PARTITIONS. REFER TO INTERIOR ELEVATIONS ON IN201
1013	MENS	PFT-1	SSC-1	PWT-1	PWT-1	PWT-1	PWT-1	GYP-2	SS-1 COUNTER TOPS; PL-1 BASE CABINET; GR-1 GROUT; TP-1 TOILET PARTITIONS. REFER TO INTERIOR ELEVATIONS ON IN201
1014	CONFERENCE	RAF-C2	RB-1	PT-2	OPR-1 / PL-1	PT-1	PT-1	GYP-1 / ACB-1 / ACB-2	OPERABLE WALL. REFER TO ELEVATION C1 / IN201
1015	CONFERENCE	RAF-C2	RB-1	PT-2	PT-1	PT-1	OPR-1 / PL-1	GYP-1 / ACB-1 / ACB-2	OPERABLE WALL. REFER TO ELEVATION C1 / IN201
1016	SECURITY	RAF-C1	RB-1	PT-1	PT-2	PT-1	PT-1	GYP-1 / ACB-1 / ACB-2	
1018	FIRE RISER	SC-1	RB-1	PT-1	PT-1	PT-1	PT-1 / FRP-1	OTS-1	
1019	ELEC	SC-1	RB-1	PT-1	PT-1	PT-1	PT-1	OTS-1	

FINISH LEGEND

ITEM CODE	DESCRIPTION	MODEL	COLOR	SIZE	NOTES	LOCATION
FLOORING						
PFT-1	PORCELAIN FLOOR TILE	MALIBU	HONEY	12" X 70"		RESTROOMS
RAF-C1	RAISED ACCESS FLOOR WITH CARPET TILE	OPEN AIR 418	107042 CHARCOAL	50CM X 50CM	REFER TO ARCHITECTURAL DETAILS	PRIVATE OFFICES AND SECURITY
RAF-C2	RAISED ACCESS FLOOR WITH ACCENT CARPET TILE	KNITSTITCH	103339 LINEN / LAPIS	50CM X 50CM	REFER TO ARCHITECTURAL DETAILS	CONFERENCE ROOMS
RAF-E	RAISED ACCESS FLOOR WITH ELECRTOSTATIC DISSIPATIVE FLOORING	COLOREX SD	1502206 MOONSTONE	24"X24"	REFER TO ARCHITECTURAL DETAILS	LABS
RAF-L	RAISED ACCESS FLOOR WITH LUXURY VINYL TILE	CHRONICAL OAK	ARCHIVE 4620	6" X 24"	REFER TO ARCHITECTURAL DETAILS	CORRIDORS AND BREAK ROOM
SC-1	SEALED CONCRETE	SELECTSEAL PLUS	CLEAR			PER PLAN
WOC-1	WALK OFF CARPET	WITH THRESHOLD FRAME	BLACK	SEE PLAN		VESTIBULE
BASE						
RB-1	RESILIENT BASE	TYPE TS	NAVY BLUE	4" HIGH		
SSC-1	STAINLESS STEEL COVE BASE	--	CLASSIC GREY	3/8" H		
WALLS						
AWP-1A	ACOUSTIC WALL PANEL	--	26 FADED DENIM	12" X 12" TILE. 9 MM DEPTH	ADHESIVE BACKING. DIAMOND LAYOUT WITH AWP-2 AND AWP-3	OPEN OFFICE
AWP-1B	ACOUSTIC WALL PANEL	--	66 PEWTER	12" X 12" TILE. 9 MM DEPTH	ADHESIVE BACKING. DIAMOND LAYOUT WITH AWP-1 AND AWP-3	OPEN OFFICE
AWP-1C	ACOUSTIC WALL PANEL	--	50 IVORY	12" X 12" TILE. 9 MM DEPTH	ADHESIVE BACKING. DIAMOND LAYOUT WITH AWP-1 AND AWP-2	OPEN OFFICE
AWP-2	ACOUSTIC WALL PANEL SYSTEM	3-COLOR PATTERN 2: FF-AR-BLO3-004 ARO BLOCK	686 ENZIAN, 428 SILBER, 284 HIMMEL	3 1'-6" x 8" x 1/2"	ADHESIVE BACKING. REFER TO ELEVATION FOR PATTERN AND GROUPING SIZE.	VESTIBULE
FRP-1	FIBER REINFORCED PANEL	SMOOTH FRP	LIGHT GREY	48" AFF HEIGHT		FIRE RISER
PT-1	PAINT, FIELD	--	R-4 NEW RED - (OZ) ,1(32), 1(64), -(128) , W1-WHITE, 6(OZ), 8(32), -(64), - (128)			
PT-2	PAINT, ACCENT	--	B-1 BLACK 5 (OZ) ,57(32) -(64), -(128) , Y3-GOLD, 15(OZ), 32 (32), -(64), -(128)			
PWT-1	PORCELAIN WALL TILE	FORDHAM GRIGIO	GRIGIO	12" X 24"		RESTROOMS
CEILINGS						
ACB-1	ACOUSTIC CEILING BAFFLE	UNLIT 8" H	PEBBLE (PEB)			
ACB-2	ACOUSTIC CEILING BAFFLE WITH INTERGRATING LIGHTING	LIT 8" H	PEBBLE (PEB)			
ACC-1	ACOUSTIC CEILING CLOUD	--	TONAL TAUPE 34			
GYP-1	GYPSUM CEILING, PAINT	--	BLACK		EGG SHELL FINISH	
GYP-2	GYPSUM CEILING, EPOXY PAINT	INTERIOR ACRYLIC LATEX PAINT	WHITE		SEMI-GLOSS FINISH	
OTS-1	OPEN TO STRUCTURE - PAINTED	--	BLACK		FLAT FINISH	
MISCELLANEOUS						
CG-1	CORNER GUARD	CORNER GUARDS	858 PUMICE	3" LEGS		ALL OUTSIDE GYPSUM CORNERS.
CR-1	WOOD CHAIR RAIL	--	PAINT PT-2	4 3/8"H x 3/8"P x 96"L	PRIMED FINGERJOINT PINE	BREAK ROOM
GR-1	GROUT	--	STERLING SILVER			
LK-1	CELL PHONE CHARGING LOCKER	--	STANDARD WHITE			
OPR-1	OPERABLE PARTITION, ACOUSTIC WALL COVERING	MARIN 1300	DOLPHIN 1300-1147		FOR USE ON SKYFOLD OPERABLE PARTITION	CONFERENCE ROOM
PT-3	PAINT - DOORS, FRAMES, AND SIGNAGE	--	B-1 BLACK 5 (OZ) ,57(32) -(64), -(128) , Y3-GOLD, 15(OZ), 32 (32), -(64), -(128)			
TP-1	TOILET PARTITION	PARTITIONS	DESERT STONE S406			
MILLWORK						
PL-1	PLASTIC LAMINATE	HPL	8232 CONTINENTAL WALNUT		05 TIMBERGRAIN TEXTURE	ALL CABINETS AND IN CONFERENCE ROOM ON OPERABLE PARTITION
SS-1	SOLID SURFACE COUNTERTOP	SOLID SURFACE	BROOKLYN CONCRETE 9219GS			

GENERAL SHEET NOTES

A. REFER TO SHEET IN101 FOR FINISH FLOOR PLAN.

B. REFER TO ARCHITECTURE FOR REFLECTED CEILING PLAN.

C. REFER TO SHEET IN201 - IN202 FOR INTERIOR ELEVATIONS.

D. FINISHES INDICATED ARE THE APPROVED BASIS OF DESIGN TO CONVEY COLOR, PATTERN, TEXTURE AND SALIENT CHARACTERISTICS ONLY. THE LISTING OF MANUFACTURER INFORMATION IS NOT INTENDED TO LIMIT THE SELECTION OF PRODUCTS PROVIDED BY OTHER MANUFACTURERS. PRODUCTS MEETING THESE CRITERIA WILL BE CONSIDERED AND MUST BE REVIEWED BY USACE INTERIOR DESIGNER.

E. COORDINATE THERMOSTAT LOCATIONS WITH MECHANICAL DRAWINGS AND CONSTRUCTION MANAGER. INSTALL THERMOSTATS NEAR A CORNER OF A ROOM OR BY LIGHT SWITCHES. DO NOT INSTALL THERMOSTATS IN THE CENTER OF A WALL.

F. TRANSITIONS MUST MEET ABA GUIDELINES.

G. TRANSITIONS OCCURRING UNDER DOORS MUST BE CENTERED UNDER DOOR.

LICENSED ARCHITECT
DONALD WINSTEAD
No. ARC.2520029
Exp. 12-31-27
STATE OF OHIO

MARK	DESCRIPTION	DATE

ISSUE DATE: MAY 2026
ANG PROJECT NO.: PBXP222050
CONTRACT NO.: FA8903-21-D-0008
TASK ORDER NO.: W50S8R23F0009

DESIGNED BY: M. WARRINER
DRAWN BY: M. WALTERS
CHECKED BY: B. ERNSTING
SUBMITTED BY: D. PEARSON
SIZE: ANSI D

OHIO AIR NATIONAL GUARD
MANSFIELD LAHM AIR NATIONAL GUARD BASE, OH

JACOBS GOVERNMENT SERVICES
2600 MICHELSON SR. STE 500
IRVINE, CA 92612

MANSFIELD LAHM AIR NATIONAL GUARD BASE, OH
REPAIR B403 FOR CYBER
FA877006
ROOM FINISH SCHEDULE AND FINISH LEGEND

SHEET ID
IN601

TYPE B-3 FINAL

Tab 5

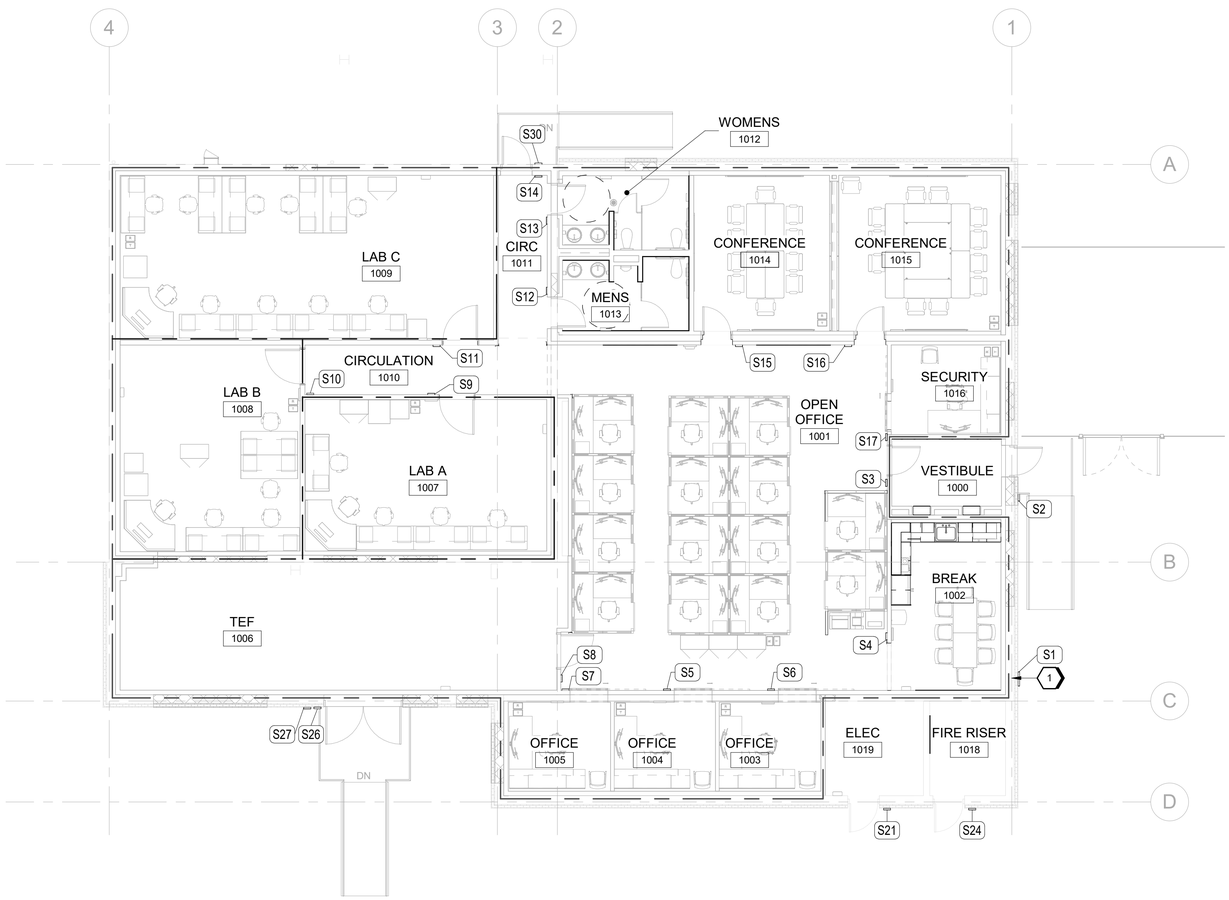

A1 GROUND FLOOR SIGNAGE PLAN

SCALE 1/8" = 1'-0"

GENERAL SHEET NOTES

A. ROOM NAMES FOR SIGNAGE TO BE VERIFIED WITH USER BEFORE INSTALLATION. CONFIRM FINAL ROOM NAMES AND NUMBERS WITH CONTRACTING OFFICER PRIOR TO ORDERING. SIGNAGE TO COMPLY WITH THE ARCHITECTURAL BARRIERS ACT.

B. SIGNS TO BE MOUNTED ACCORDING TO MANUFACTURER'S INSTALLATION INSTRUCTIONS.

C. REFER TO SHEET IG601 FOR SIGNAGE SCHEDULE AND DETAILS.

D. ALL RAISED CHARACTERS ARE BETWEEN 5/8" MIN TO 2" MAX IN HEIGHT & MADE IN CONTRASTING COLOR TO THE BACKGROUND. FONT MUST BE SANS-SERIF / UPPERCASE. ALL BRAILLE IS ENGLISH.

E. ALL RAISED CHARACTERS, BRAILLE AND PICTOGRAMS TO BE LOCATED BETWEEN 48" AND 60" AFF. TO BASELINE OF TEXT.

F. ALL CHARACTERS & BRAILLE MUST BE RAISED 1/32" ROUNDED EDGES.

G. WHERE A SIGN IS PROVIDED AT A DOOR, INSTALL ON LATCH SIDE. SIGNS ON DOUBLE DOORS WITH TWO ACTIVE LEAFS MUST BE AT THE RIGHT SIDE OF THE RIGHT HAND DOOR. SIGNS ON DOUBLE DOORS WITH AN INACTIVE LEAF ARE TO BE INSTALLED ON INACTIVE LEAF. MOUNT ON NEAREST ADJACENT WALL WHERE THERE IS INSUFFICIENT WIDTH AT DOOR.

H. FOR SIGNS MOUNTED ON GLAZING OR TRANSPARENT PARTITIONS INSTALL AN EQUAL SIZE BLANK SIGN ON OPPOSITE SIDE OF PARTITION.

I. SUBMIT ALL SIGNS WITH SHOP DRAWINGS AND LOCATIONS PER PLANS FOR APPROVAL OF GRAPHICS AND TEXT PRIOR TO CONSTRUCTION. PROVIDE FINISHED SAMPLE OF TYPICAL ROOM SIGN W/ INSERT PRINTED FOR APPROVAL.

SHEET KEYNOTES

1. EXTERIOR BUILDING NUMBER SIGN REFER TO ARCHITECTURE F1/A201 FOR LOCATION

GRAPHIC SCALE(S)

0 4' 8' 16' 24'

SCALE: 1/8" = 1'-0"

PLAN NORTH

LICENSED ARCHITECT
DONALD WINSTEAD
No. ARC.2020029
Exp. 12-31-27
STATE OF OHIO

MARK	DESCRIPTION	DATE

DESIGNED BY: M. WARRINER
DRAWN BY: M. WALTERS
CHECKED BY: B. ERNSTING
SUBMITTED BY: D. PEARSON
SIZE: ANSI D

ISSUE DATE: MAY 2026
AND PROJECT NO.: PBXP222050
CONTRACT NO.: FA8903-21-D-0008
TASK ORDER NO.: W50S8R23F0009

OHIO AIR NATIONAL GUARD
MANSFIELD LAHM AIR NATIONAL GUARD BASE, OH

JACOBS GOVERNMENT SERVICES
2600 MICHELSON SR. STE 500
IRVINE, CA 92612

MANSFIELD LAHM AIR NATIONAL GUARD BASE, OH
REPAIR B403 FOR CYBER
FA877006
INTERIORS SIGNAGE PLAN

SHEET ID
IG101

TYPE B-3 FINAL

Tab 6

B403

1'-4"

BUILDING SIGN - EXTERIOR
INDIVIDUAL LETTERS AND NUMBERS
BLACK
HELVETICA NEUE HEAVY FONT, 1'-4" HIGH

REFER TO ARCHITECTURE FOR LOCATION AND MOUNTING HEIGHT.

F1 EXTERIOR BUILDING NUMBER G

SCALE 1/2" = 1'-0"

SIGNAGE SCHEDULE

SIGN	ROOM NAME	ROOM NUMBER	VERBIAGE	SIGN TYPE	SIGN STYLE
S1	BREAK	1002	B403	G	EXTERIOR
S2	VESTIBULE	1000	NO SMOKING - REFER TO DETAIL	E	EXTERIOR
S3	VESTIBULE	1000	EXIT	F	INTERIOR
S4	BREAK	1002	BREAK	A.i	INTERIOR
S5	OFFICE	1004	OFFICE	A.i	INTERIOR
S6	OFFICE	1003	OFFICE	A.i	INTERIOR
S7	OFFICE	1005	OFFICE	A.i	INTERIOR
S8	TEF	1006	TEF	A.i	INTERIOR
S9	LAB A	1007	LAB A	A.i	INTERIOR
S10	LAB B	1008	LAB B	A.i	INTERIOR
S11	LAB C	1009	LAB C	A.i	INTERIOR
S12	MENS	1013	MENS	D2	INTERIOR
S13	WOMENS	1012	WOMENS	D1	INTERIOR
S14	CIRC	1011	EXIT	F	INTERIOR
S15	CONFERENCE	1014	CONFERENCE	C	INTERIOR
S16	CONFERENCE	1015	CONFERENCE	C	INTERIOR
S17	VESTIBULE	1000	SECURITY	A.i	INTERIOR
S21	ELEC	1019	ELECTRICAL	A	EXTERIOR
S24	FIRE RISER	1018	FIRE RISER	A	EXTERIOR
S26	TEF	1006	TEF	A	EXTERIOR
S27	TEF	1006	NO SMOKING - REFER TO DETAIL	E	EXTERIOR
S30	CIRC	1011	NO SMOKING - REFER TO DETAIL	E	EXTERIOR

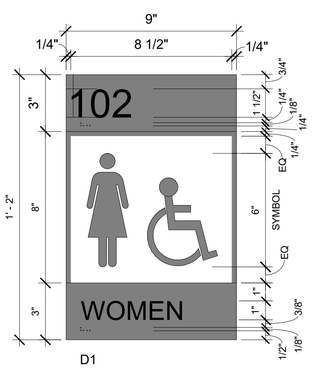

ROOM NUMBER: HELVETICA NEUE 55 ROMAN, 1-1/2" TACTILE ROOM NUMBER WITH GRADE TWO BRAILLE.

UPPER CASE HELVETICA NEUE 55 ROMAN, 1" CAPITAL LETTER HEIGHT, FLUSH LEFT, ACCOMPANIED BY GRADE TWO BRAILLE.

C1 RESTROOM IDENTIFICATION SIGN D

SCALE NTS

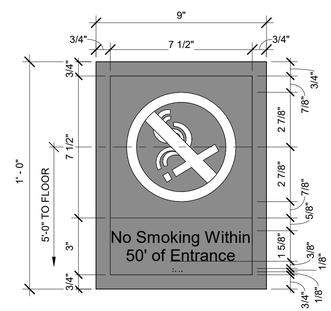

SERVICE NAME: UPPER CASE HELVETICA MEDIUM, 5/8" CAPITAL LETTER HEIGHT, CENTERED, ACCOMPANIED BY GRADE TWO BRAILLE, WHITE LETTERS AND SYMBOL ON COLORED BACKGROUND TO MATCH EXTERIOR BUILDING COLORS.

C4 REGULATORY SIGN E

SCALE 3" = 1'-0"

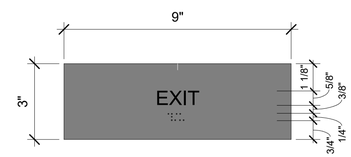

TEXT: HELVETICA NEUE 55 ROMAN, 3/4" INCH CAPITAL LETTER HEIGHT, CENTERED, TACTILE ROOM NUMBER ACCOMPANIED BY GRADE TWO BRAILLE

C6 EXIT DOOR TACTILE IDENTIFICATION SIGN F

SCALE NTS

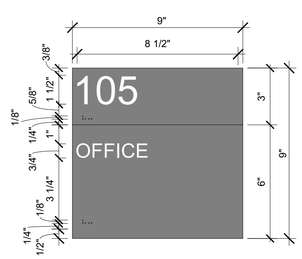

ROOM NUMBER: HELVETICA NEUE 55 ROMAN, 1-1/2" CAPITAL LETTER HEIGHT, FLUSH LEFT, TACTILE ROOM NUMBER ACCOMPANIED BY GRADE TWO BRAILLE

ROOM NAME: HELVETICA NEUE 55 ROMAN, 3/4" CAPITAL LETTER HEIGHT, FLUSH LEFT. TACTILE ROOM NAME WITH GRADE TWO BRAILLE.
NOTE: .i TYPE DESIGNATOR INDICATES INTERIOR MOUNTING

A1 PERMANENT ROOM IDENTIFICATION SIGN A

SCALE 3" = 1'-0"

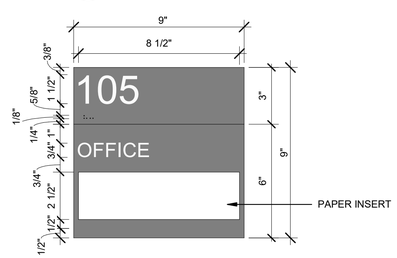

ROOM NUMBER: HELVETICA NEUE 55 ROMAN, 1 1/2" CAPITAL LETTER HEIGHT, FLUSH LEFT, TACTILE ROOM NUMBER ACCOMPANIED BY GRADE TWO BRAILLE

ROOM NAME: PRINTED PAPER INSERT WITH ROOM DESCRIPTION. UPPER AND LOWER CASE HELVETICA NEUE 55 ROMAN, 3/4" CAPITAL LETTER HEIGHT, FLUSH LEFT.

A4 ROOM IDENTIFICATION SIGN B

SCALE 3" = 1'-0"

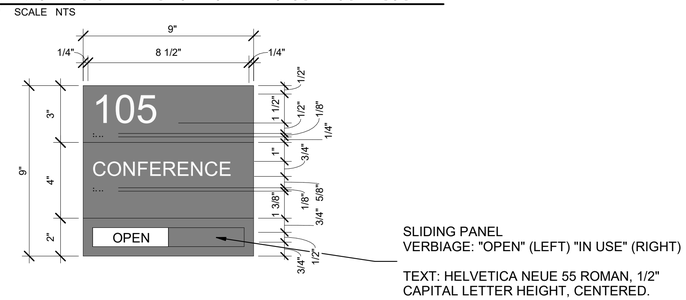

ROOM NUMBER: HELVETICA NEUE 55 ROMAN, 1-1/2" CAPITAL LETTER HEIGHT, FLUSH LEFT, TACTILE ROOM NUMBER ACCOMPANIED BY GRADE TWO BRAILLE

ROOM NAME: HELVETICA NEUE 55 ROMAN, 3/4" CAPITAL LETTER HEIGHT, FLUSH LEFT. TACTILE ROOM NAME WITH GRADE TWO BRAILLE.

A6 CONFERENCE IDENTIFICATION SIGN C

SCALE 3" = 1'-0"

LICENSED ARCHITECT
DONALD WINSTEAD
No. ARC.3520029
Exp. 12-31-27
STATE OF OHIO

MARK	DESCRIPTION	DATE

OHIO AIR NATIONAL GUARD
MANSFIELD LAHM AIR NATIONAL GUARD BASE, OH

JACOBS GOVERNMENT SERVICES
2600 MICHELSON SR, STE 500
IRVINE, CA 92612

DESIGNED BY: M. WARRINER
DRAWN BY: M. WALTERS
CHECKED BY: B. ERNSTING
SUBMITTED BY: D. PEARSON
SIZE: ANSI D
ISSUE DATE: MAY 2026
ANG PROJECT NO.: PBXP222050
CONTRACT NO.: FA8903-21-D-0008
TASK ORDER NO.: W6G8RK3F0009

MANSFIELD LAHM AIR NATIONAL GUARD BASE, OH
REPAIR B403 FOR CYBER
FA877006
INTERIORS SIGNAGE SCHEDULE AND DETAILS

SHEET ID
IG601

TYPE B-3 FINAL

Tab 8

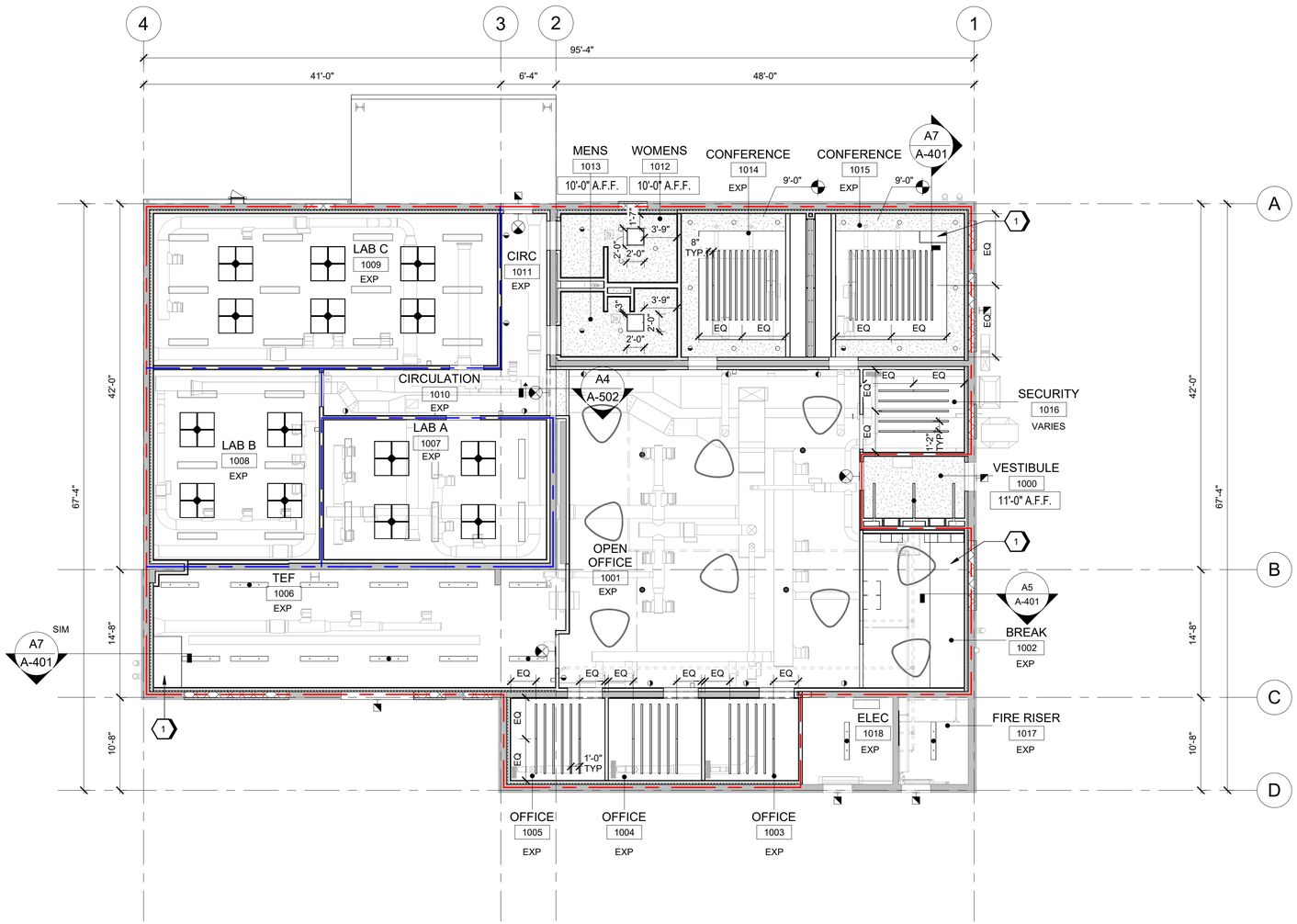

A1 REFLECTED CEILING PLAN
SCALE 1/8" = 1'-0"

GENERAL SHEET NOTES

A. REFERENCE PLUMBING, MECHANICAL AND ELECTRICAL DRAWINGS FOR ALL VENTS, GRILLES, REGISTERS, DUCTS, LIGHT, DETECTORS, ETC AND COORDINATE SAME AS REQUIRED.

B. CONTRACTOR SHALL COORDINATE ALL PLUMBING, MECHANICAL, AND ELECTRICAL WORK WITH CEILING HEIGHTS AND ARCHITECTURAL WORK. WHERE CEILINGS OCCURS, COORDINATE FINAL LOCATIONS WITH ARCHITECT.

C. REFERENCE ROOM FINISH SCHEDULE FOR CEILING MATERIAL AND FINISHES.

D. ALL CEILING MOUNTED OR RECESSED ITEMS SUCH AS HEADS, GRILLES, LIGHTS, ETC CENTERED IN THE LAY-IN PANELS. WHERE GYPSUM BOARD CEILINGS OCCUR, INSTALL IN A CONSISTENT PATTERN.

E. FOR TYPICAL LAYOUT, SPLAY AND FIXTURE WIRING, HANGER WIRE AND COMPRESSION STRUT, SEE DETAILS ON DRAWING A-515.

F. ALL CEILING GRIDS SHALL BE CENTERED WITHIN EACH SPACE, UNO.

G. ALL EXPOSED STRUCTURES AND UTILITIES VISIBLE FROM ANY POINT IN THE USABLE SPACE SHALL BE PAINTED (OTS-A), UNO.

H. FINISH AND PAINT (GYP-1) EXPOSED GYPSUM BOARD AT UNDERSIDE OF ROOF STRUCTURE.

I. CONTROL JOINTS IN INTERIOR CEILINGS WITHOUT PERIMETER RELIEF SHALL BE INSTALLED SO THAT LINEAR DIMENSIONS BETWEEN CONTROL JOINTS DO NOT EXCEED 30 FT AND TOTAL AREA BETWEEN CONTROL JOINTS DOES NOT EXCEED 900 SQ FT.

J. RF SHEILD ENCLOSURE AT UNDERSIDE OF EXISTING JOIST TO FOLLOW STRUCTURE.

K. PROVIDE CEILING ACCESS PANELS PER SPECIFICATIONS, UNO.

L. ALL SUSPENDED ITEMS INSTALLED BELOW THE STC AND RF BARRIER AT THE UNDERSIDE OF ROOF STRUCTURE MUST BE INSTALLED ON A STRUCTURAL CEILING GRID SUPPORT ATTACHED TO STRUCTURAL STEEL.

SHEET KEYNOTES

1. RF SHIELD ENCLOSURE HORIZONTAL UTILITY CHASE

LEGEND

- GYPSUM BOARD CEILING AS SCHEDULED
- LIGHT FIXTURE; REFER TO ELECTRICAL
- EXIT LIGHT FIXTURE; REFER TO ELECTRICAL
- SUPPLY AIR DIFFUSERS; REFER TO MECHANICAL
- EXHAUST GRILL; REFER TO MECHANICAL
- SUSPENDED ACOUSTICAL CEILING BAFFLES WITH INTEGRAL LED LIGHTING. 8'-6" A.F.F UNLESS NOTED OTHERWISE
- ACOUSTICAL CEILING CLOUD (ACC-1); REFER TO INTERIORS
- IN-WALL HORIZONTAL AND VERTICAL LIGHTING. VERTICAL TO HORIZONTAL TRANSITION MUST BE SEAMLESS
- SECURE AREA
- CONTROLLED AREA

GRAPHIC SCALE(S)

0 4' 8' 16' 24'
SCALE: 1/8" = 1'-0"

PLAN NORTH

LICENSED ARCHITECT
DONALD WINSTEAD
No. ARC.2520029
Exp. 12-31-27
STATE OF OHIO

MARK	DESCRIPTION	DATE

ISSUE DATE: MAY 2026
AMG PROJECT NO.: PBXP222050
CONTRACT NO.: FA8903-21-D-0008
TASK ORDER NO.: W50S8R23F0009

DESIGNED BY: R. SMITH
DRAWN BY: E. NEWSUM
CHECKED BY: D. WINSTEAD
SUBMITTED BY: D. PEARSON
SIZE: ANSI D

OHIO AIR NATIONAL GUARD
MANSFIELD LAHM AIR NATIONAL GUARD BASE, OH

JACOBS GOVERNMENT SERVICES
2600 MICHELSON SR. STE 500
IRVINE, CA 92612

MANSFIELD LAHM AIR NATIONAL GUARD BASE, OH
REPAIR B403 FOR CYBER
FA877006
ARCHITECTURAL REFLECTED CEILING PLAN

SHEET ID
A-111

TYPE B-3 FINAL

Tab 9

STRUCTURAL INTERIOR DESIGN COLOR/SAMPLE BOARDS

PROJECT: REPAIR B403 FOR CYBER FA877006
MANSFIELD LAHM AIR NATIONAL GUARD BASE, OH

GENERAL FINISHES



ACC-1 ACOUSTIC CEILING CLOUD

ACB-1 / ACB-2 ACOUSTIC CEILING BAFFLE

GYP-1 GYPSUM CEILING / OTS-1 OPEN TO STRUCTURE

GYP-2 GYPSUM CEILING, EPOXY PAINT /



AWP-2 ACOUSTIC WALL PANEL SYSTEM

PT-1 PAINT, FIELD

PT-2 PAINT, ACCENT



AWP-1A / AWP-1B / AWP-1C ACOUSTIC WALL PANEL



SS-1 SOLID SURFACE

PT-3 PAINT, DOORS, FRAMES, AND SIGNAGE

PL-1 PLASTIC LAMINATE

PWT-1 PORCELAIN WALL TILE

RB-1 RESILIENT BASE

PFT-1 PORCELAIN FLOOR TILE



RAF-C1 RAISED ACCES FLOOR WITH CARPET TILE

RAF-C2 RAISED ACCES FLOOR WITH CARPET TILE - ACCENT



RAF-E RAISED ACCESS FLOOR WITH ELECTROSTATIC DISCHARGE FLOORING

RAF-L RAISED ACCESS FLOOR WITH LUXURY VINYL TILE

SC-1 SEALED CONCRETE

FRP-1 FIBER REINFORCED PANEL

STRUCTURAL INTERIOR DESIGN COLOR/SAMPLE BOARDS

PROJECT: REPAIR B403 FOR CYBER FA877006
MANSFIELD LAHM AIR NATIONAL GUARD BASE, OH

VESTIBULE FINISHES



GYP-2 GYPSUM CEILING, EPOXY PAINT
WHITE

LK-1 CHELL PHONE CHARGING LOCKER
STANDARD WHITE

PT-1 PAINT – FIELD COLOR
R-4 NEW RED - (OZ) ,1(32), 1(64), -(128) , W1-WHITE, 6(OZ), 8(32), -(64), - (128)

PT-2 PAINT – ACCENT
B-1 BLACK 5 (OZ) ,57(32) -(64), -(128) , Y3-GOLD, 15(OZ), 32 (32), -(64), -(128)

RB-1 RESILIENT BASE
TYPE TS
NAVY BLUE



AWP-2 ACOUSTIC WALL PANEL SYSTEM
3-COLOR PATTERN 2:
FF-AR-BLO3-004 ARO BLOCK 3 1'-6" x 8" x 1/2“
686 ENZIAN, 428 SILBER, 284 HIMMEL

AWP-2 ACOUSTIC WALL PANEL SYSTEM INSTALLATION PATTERN

WOC-1 WALK OFF CARPET
WITH THRESHOLD FRAME
BLACK

STRUCTURAL INTERIOR DESIGN COLOR/SAMPLE BOARDS

PROJECT: REPAIR B403 FOR CYBER FA877006
MANSFIELD LAHM AIR NATIONAL GUARD BASE, OH

OPEN OFFICE / CIRCULATION FINISHES

GYP-1 GYPSUM CEILING, PAINT
BLACK



ACB-1 ACOUSTIC CEILING BAFFLE
UNLIT 8" H
PEBBLE (PEB)



ACB-2 ACOUSTIC CEILING BAFFLE WITH INTEGRATED LIGHTING
LIT 8" H
PEBBLE (PEB)

PT-1 PAINT – FIELD COLOR
R-4 NEW RED - (OZ) ,1(32), 1(64), (128) , W1-WHITE, 6(OZ), 8(32), -(64), - (128)

PT-2 PAINT – ACCENT
B-1 BLACK 5 (OZ) ,57(32) -(64), -(128) , Y3-GOLD, 15(OZ), 32 (32), -(64), -(128)

RB-1 RESILIENT BASE
TYPE TS
NAVY BLUE



AWP-1A / AWP-1B / AWP-1C ACOUSTIC WALL PANEL
AWP-1A: 26 FADED DENIM
AWP-1B: 66 PEWTER
AWP-1C: 50 IVORY

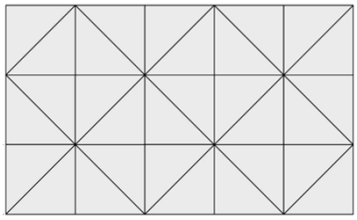

AWP-1A / AWP-1B / AWP-1C ACOUSTIC WALL PANEL INSTALLATION PATTERN (DIAMOND)

RAF-L RASIED ACCESS FLOORING WITH LVT
CHRONICAL OAK
ARCHIVE 4620

STRUCTURAL INTERIOR DESIGN COLOR/SAMPLE BOARDS

PROJECT: REPAIR B403 FOR CYBER FA877006
MANSFIELD LAHM AIR NATIONAL GUARD BASE, OH

PRIVATE OFFICE / SECURITY

GYP-1 GYPSUM CEILING, PAINT
BLACK



ACB-1 ACOUSTIC CEILING BAFFLE
UNLIT 8" H
PEBBLE (PEB)



ACB-2 ACOUSTIC CEILING BAFFLE WITH INTEGRATED LIGHTING
LIT 8" H
PEBBLE (PEB)

PT-1 PAINT – FIELD COLOR
R-4 NEW RED - (OZ) ,1(32), 1(64), - (128) , W1-WHITE, 6(OZ), 8(32), - (64), - (128)

PT-2 PAINT – ACCENT
B-1 BLACK 5 (OZ) ,57(32) -(64), -(128) , Y3-GOLD, 15(OZ), 32 (32), - (64), -(128)

RB-1 RESILIENT BASE
NAVY BLUE



RAF-C1 RAISED ACCESS FLOOR WITH CARPET TILE
OPEN AIR 418
107042 CHARCOAL

STRUCTURAL INTERIOR DESIGN COLOR/SAMPLE BOARDS

PROJECT: REPAIR B403 FOR CYBER FA877006
MANSFIELD LAHM AIR NATIONAL GUARD BASE, OH

CONFERENCE ROOM FINISHES

GYP-1 GYPSUM CEILING, PAINT
BLACK



ACB-1 ACOUSTIC CEILING BAFFLE
UNLIT 8" H
PEBBLE (PEB)



ACB-2 ACOUSTIC CEILING BAFFLE WITH INTEGRATED LIGHTING
LIT 8" H
PEBBLE (PEB)

PT-1 PAINT – FIELD COLOR
R-4 NEW RED - (OZ) ,1(32), 1(64), -(128) , W1-WHITE, 6(OZ), 8(32), -(64), - (128)

PT-2 PAINT – ACCENT
B-1 BLACK 5 (OZ) ,57(32) -(64), -(128) , Y3-GOLD, 15(OZ), 32 (32), -(64), -(128)

OPR-1 OPERABLE PARTITION, ACOUSTIC WALL COVERING
MARIN 1300
DOLPHIN 1147



RAF-C2 RAISED ACCESS FLOOR WITH ACCENT CARPET TILE
KNITSTICH
103339 LINEN / LAPIS

RB-1 RESILIENT BASE
TYPE TS
NAVY BLUE

STRUCTURAL INTERIOR DESIGN COLOR/SAMPLE BOARDS

PROJECT: REPAIR B403 FOR CYBER FA877006
MANSFIELD LAHM AIR NATIONAL GUARD BASE, OH

LAB / TEF FINISHES

GYP-1 GYPSUM CEILING, PAINT
BLACK





ACC-1 ACOUSTIC CEILING CLOUD
34 TONAL TAUPE
(LAB ONLY)

PT-1 PAINT – FIELD COLOR
R-4 NEW RED - (OZ) ,1(32), 1(64), -(128) , W1-WHITE, 6(OZ), 8(32), -(64), - (128)

RB-1 RESILIENT BASE
NAVY BLUE



RAF-E RAISED ACCESS FLOOR WITH ELECTROSTATIC DISSIPATIVE FLOORING
COLOREX SD
1502206 MOONSTONE

STRUCTURAL INTERIOR DESIGN COLOR/SAMPLE BOARDS

PROJECT: REPAIR B403 FOR CYBER FA877006
MANSFIELD LAHM AIR NATIONAL GUARD BASE, OH

BREAK ROOM FINISHES

GYP-1 GYPSUM CEILING, PAINT
BLACK





ACC-1 ACOUSTIC CEILING CLOUD
34 TONAL TAUPE

PT-1 PAINT – FIELD COLOR
R-4 NEW RED - (OZ) ,1(32), 1(64), -(128) , W1-WHITE, 6(OZ), 8(32), -(64), - (128)

CR-1 WOOD CHAIR RAIL
B-1 BLACK 5 (OZ) ,57(32) -(64), -(128) , Y3-GOLD, 15(OZ), 32 (32), -(64), -(128)

RB-1 RESILIENT BASE
TYPE TS
NAVY BLUE

PL-1 PLASTIC LAMINATE
HPL
CONTINENTAL WALNUT 8232



SS-1 SOLID SURFACE COUNTERTOP
SOLID SURFACE
BROOKLYN CONCRETE 9219GS

RAF-L RASIED ACCESS FLOORING WITH LVT
CHRONICAL OAK
ARCHIVE 4620

GR-1 GROUT
STERLING SILVER

STRUCTURAL INTERIOR DESIGN COLOR/SAMPLE BOARDS

PROJECT: REPAIR B403 FOR CYBER FA877006
MANSFIELD LAHM AIR NATIONAL GUARD BASE, OH

RESTROOM FINISHES

GYP-2 GYPSUM CEILING, EPOXY PAINT
WHITE

PWT-1 PORCELAIN WALL TILE, FIELD
FORDHAM GRIGIO
GRIGIO GRAY

TP-1 TOILET PARTITION
DESERT STONE S406



SSC-1 STAINLESS STEEL COVE BASE
CLASSIC GREY

PL-1 PLASTIC LAMINATE
HPL
CONTINENTAL WALNUT 8232



SS-1 SOLID SURFACE COUNTERTOP
SOLID SURFACE
BROOKLYN CONCRETE 9219GS

PFT-1 PORCELAIN FLOOR TILE
MALIBU, 12" x 70"
HONEY

GR-1 GROUT
STERLING SILVER

STRUCTURAL INTERIOR DESIGN COLOR/SAMPLE BOARDS

PROJECT: REPAIR B403 FOR CYBER FA877006
MANSFIELD LAHM AIR NATIONAL GUARD BASE, OH

CIRCULATION FINISHES

GYP-1 GYPSUM CEILING, PAINT
BLACK

PT-1 PAINT – FIELD COLOR
R-4 NEW RED - (OZ) ,1(32), 1(64), -(128) , W1-WHITE, 6(OZ), 8(32), -(64), - (128)

RB-1 RESILIENT BASE
TYPE TS
NAVY BLUE

RAF-L RASIED ACCESS FLOORING WITH LVT
CHRONICAL OAK
ARCHIVE 4620

PT-2 PAINT – ACCENT
B-1 BLACK 5 (OZ) ,57(32) -(64), -(128) , Y3-GOLD, 15(OZ), 32 (32), -(64), -(128)

ELECTRICAL / FIRE RISER FINISHES

OTS-1 OPEN TO STRUCTURE
BLACK

PT-1 PAINT – FIELD COLOR
R-4 NEW RED - (OZ) ,1(32), 1(64), -(128) , W1-WHITE, 6(OZ), 8(32), -(64), - (128)

RB-1 RESILIENT BASE
TYPE TS
NAVY BLUE

SC-1 SEALED CONCRETE
SELECTSEAL PLUS
CLEAR

STRUCTURAL INTERIOR DESIGN COLOR/SAMPLE BOARDS

PROJECT: REPAIR B403 FOR CYBER FA877006
MANSFIELD LAHM AIR NATIONAL GUARD BASE, OH

MISCELLANEOUS FINISHES

CG-1 CORNER GUARD
ACROVYN CORNER GUARDS - SM-20
858 PUMICE

PT-3 PAINT - DOORS, FRAMES, AND SIGNAGE
B-1 BLACK 5 (OZ) ,57(32) -(64), -(128) ,
Y3-GOLD, 15(OZ), 32 (32), -(64), -(128)

FRP-1 FIBER REINFORCED PANEL
SMOOTH FRP
LIGHT GREY