VET CENTER EST. 1979

Vet Center Internal Signage Guide

JANUARY 2025

VA Signage Design Manual
Section 2.3 Mandatory VA Policy & Directive Signage Guidelines
https://www.cfm.va.gov/til/dManual/dmSignage.pdf

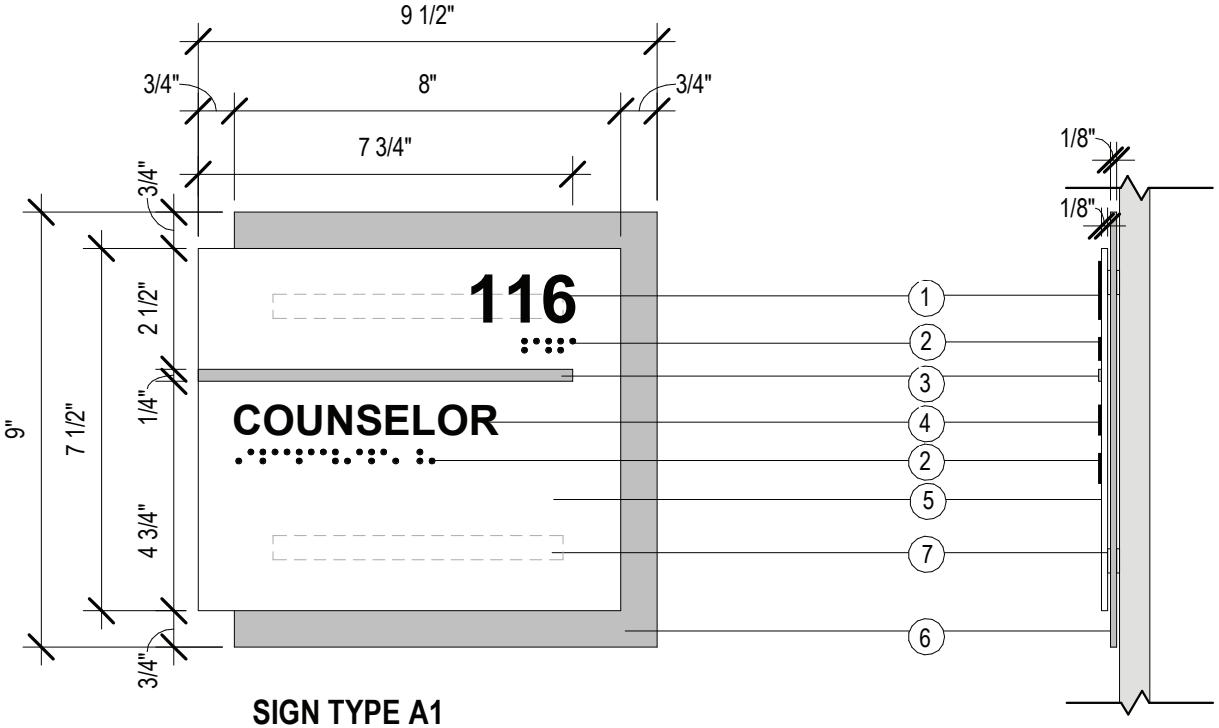

SIGN TYPE A1
3" = 1'-0"

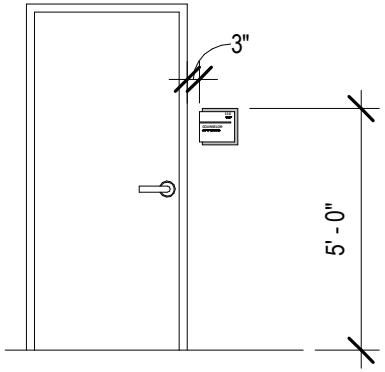

INSTALLATION DETAIL - TYPE A1
1/4" = 1'-0"

VETCENTER EST. 1979

1. TYPE: 1/16" RAISED ACRYLIC
   COLOR: BLACK
   TEXT: 1" HELVETICA
2. TYPE: GRADE 2 RAISED BRAILE
   COLOR: BLACK
3. TYPE: 1/16" BRUSHED METAL FACE ACCENT BAR, SET INTO CLEAR PANEL
   COLOR: BRUSHED NICKEL
4. TYPE: 1/16" RAISED ACRYLIC
   COLOR: BLACK
   TEXT: 5/8" HELVETICA
5. TYPE: 1/8" ACRYLIC PANEL
   COLOR: FROSTED W/ WHITE BACK, 50% TRANSPARENT
6. TYPE: 1/8" ACRYLIC PANEL W/ BRUSHED METAL FACE
   COLOR: BRUSHED NICKEL
7. DOUBLE SIDED FOAM TAPE BETWEEN PANELS AND TO WALL INSTALLATION

Sheet Title:
SIGNAGE TYPE A1

Sheet No.:
VC - 01.01

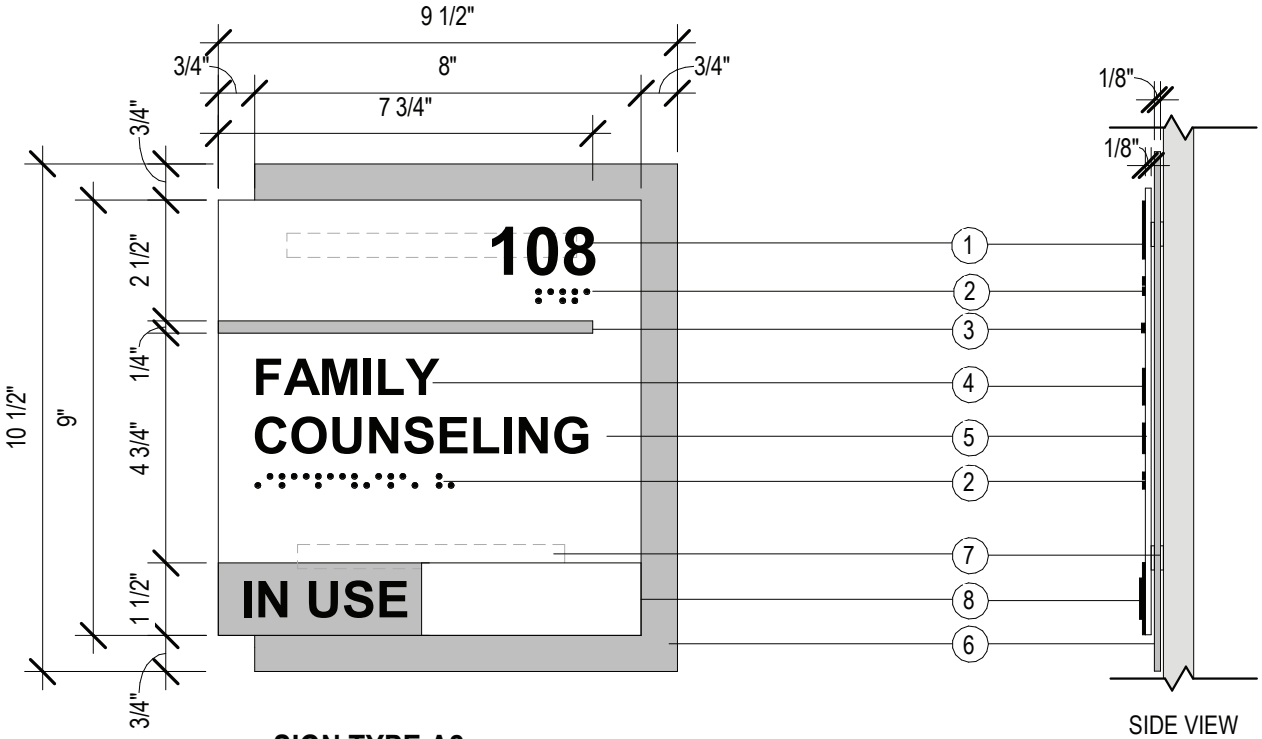

SIGN TYPE A2
3" = 1'-0"

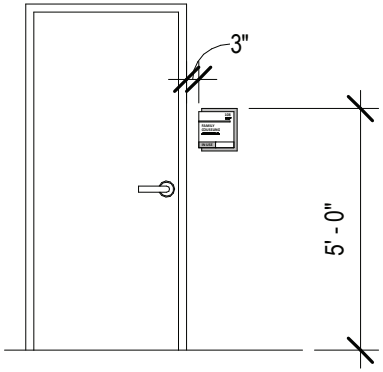

INSTALLATION DETAIL - TYPE A2
1/4" = 1'-0"

VETCENTER EST. 1979

1. TYPE: 1/16" RAISED ACRYLIC
   COLOR: BLACK
   TEXT: 1" HELVETICA
2. TYPE: GRADE 2 RAISED BRAILE
   COLOR: BLACK
3. TYPE: 1/16" BRUSHED METAL FACE ACCENT BAR, SET INTO CLEAR PANEL
   COLOR: BRUSHED NICKEL
4. TYPE: 1/16" RAISED ACRYLIC
   COLOR: BLACK
   TEXT: 5/8" HELVETICA
5. TYPE: 1/8" ACRYLIC PANEL
   COLOR: FROSTED W/ WHITE BACK, 50% TRANSPARENT
6. TYPE: 1/8" ACRYLIC PANEL W/ BRUSHED METAL FACE
   COLOR: BRUSHED NICKEL
7. DOUBLE SIDED FOAM TAPE BETWEEN PANELS AND TO WALL INSTALLATION
8. TYPE: LETERS SET INTO 1/8" ACRYLIC SLIDE PANEL
   COLOR: BLACK TEXT / BRUSHED NICKEL PANEL
   TEXT: 5/8" HELVETICA

Sheet Title:
SIGNAGE TYPE A2

Sheet No.:
VC - 01.02

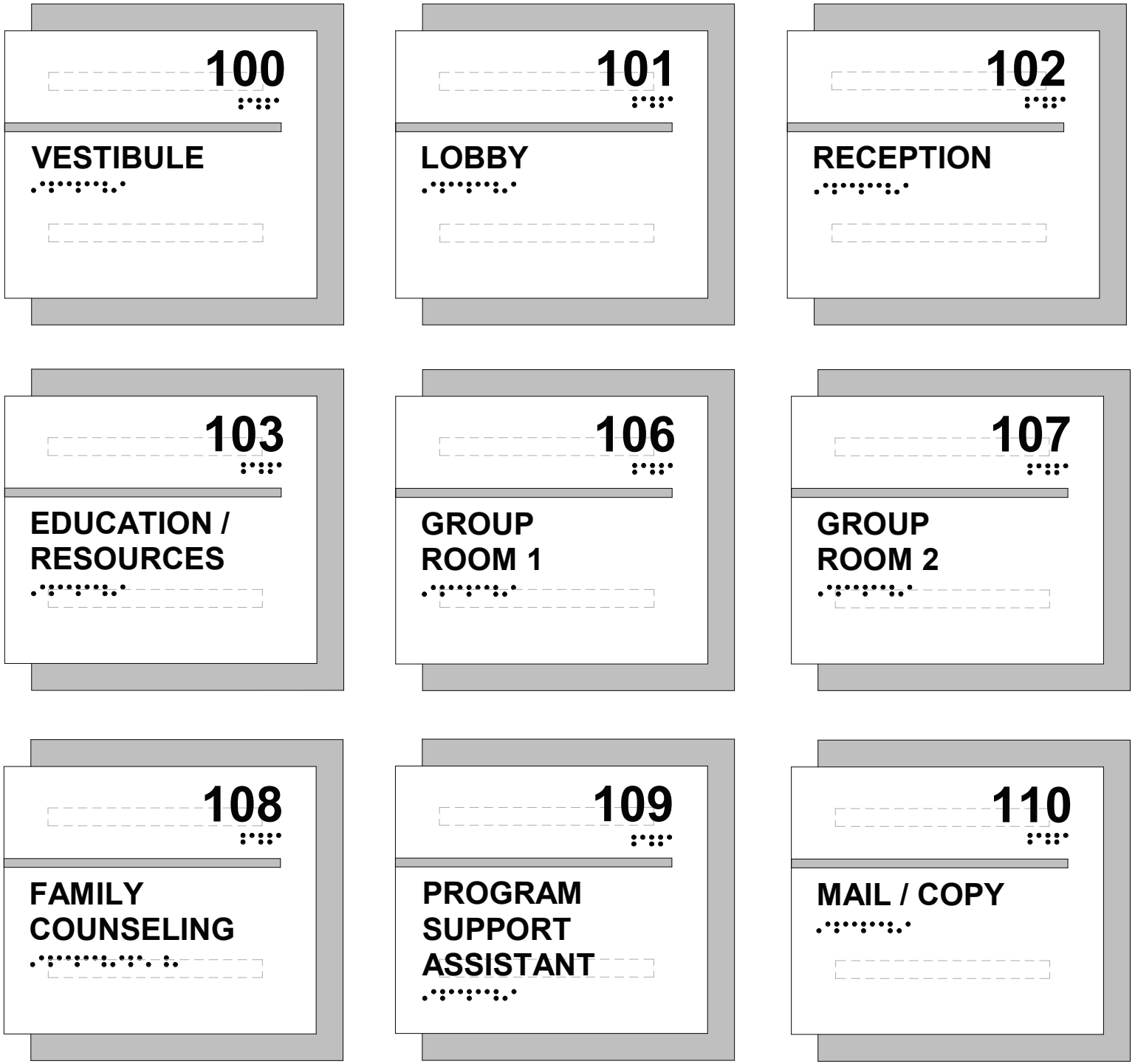

VETCENTER EST. 1979

1. TYPE: 1/16" RAISED ACRYLIC
   COLOR: BLACK
   TEXT: 1" HELVETICA
2. TYPE: GRADE 2 RAISED BRAILE
   COLOR: BLACK
3. TYPE: 1/16" BRUSHED METAL FACE ACCENT BAR, SET INTO CLEAR PANEL
   COLOR: BRUSHED NICKEL
4. TYPE: 1/16" RAISED ACRYLIC
   COLOR: BLACK
   TEXT: 5/8" HELVETICA
5. TYPE: 1/8" ACRYLIC PANEL
   COLOR: FROSTED W/ WHITE BACK, 50% TRANSPARENT
6. TYPE: 1/8" ACRYLIC PANEL W/ BRUSHED METAL FACE
   COLOR: BRUSHED NICKEL
7. DOUBLE SIDED FOAM TAPE BETWEEN PANELS AND TO WALL INSTALLATION

LESSOR SHALL VERIFY ALL SIGN TYPES AND LOCATIONS WITH VA DIRECTOR AT DESIGN INTENT DRAWINGS STAGE.

Sheet Title:
SIGNAGE TYPE A OVERALL

Sheet No.:
VC - 01.03

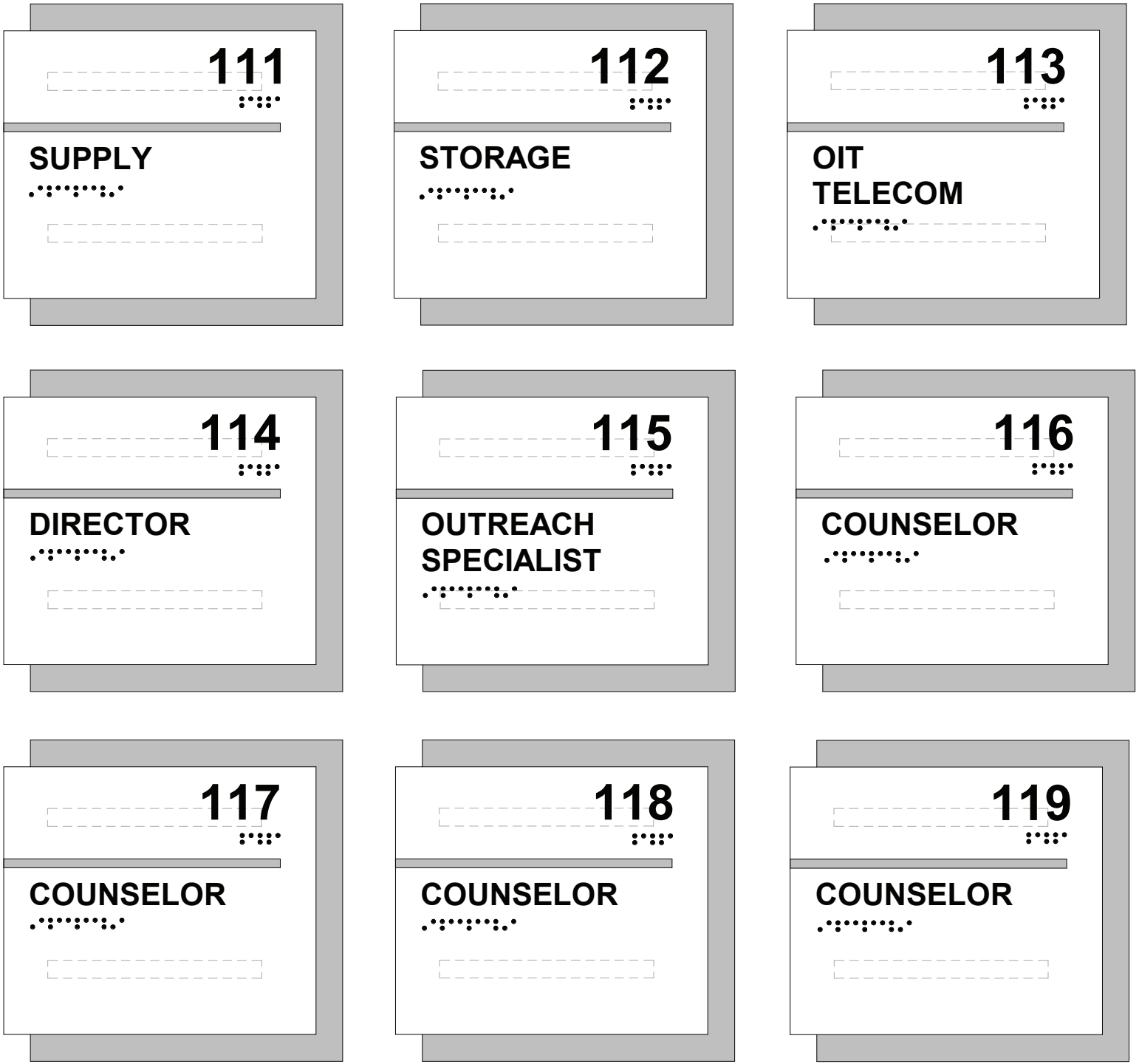

VETCENTER EST. 1979

1. TYPE: 1/16" RAISED ACRYLIC
   COLOR: BLACK
   TEXT: 1" HELVETICA
2. TYPE: GRADE 2 RAISED BRAILE
   COLOR: BLACK
3. TYPE: 1/16" BRUSHED METAL FACE ACCENT BAR, SET INTO CLEAR PANEL
   COLOR: BRUSHED NICKEL
4. TYPE: 1/16" RAISED ACRYLIC
   COLOR: BLACK
   TEXT: 5/8" HELVETICA
5. TYPE: 1/8" ACRYLIC PANEL
   COLOR: FROSTED W/ WHITE BACK, 50% TRANSPARENT
6. TYPE: 1/8" ACRYLIC PANEL W/ BRUSHED METAL FACE
   COLOR: BRUSHED NICKEL
7. DOUBLE SIDED FOAM TAPE BETWEEN PANELS AND TO WALL INSTALLATION

LESSOR SHALL VERIFY ALL SIGN TYPES AND LOCATIONS WITH VA DIRECTOR AT DESIGN INTENT DRAWINGS STAGE.

Sheet Title:
SIGNAGE TYPE A OVERALL

Sheet No.:
VC - 01.04

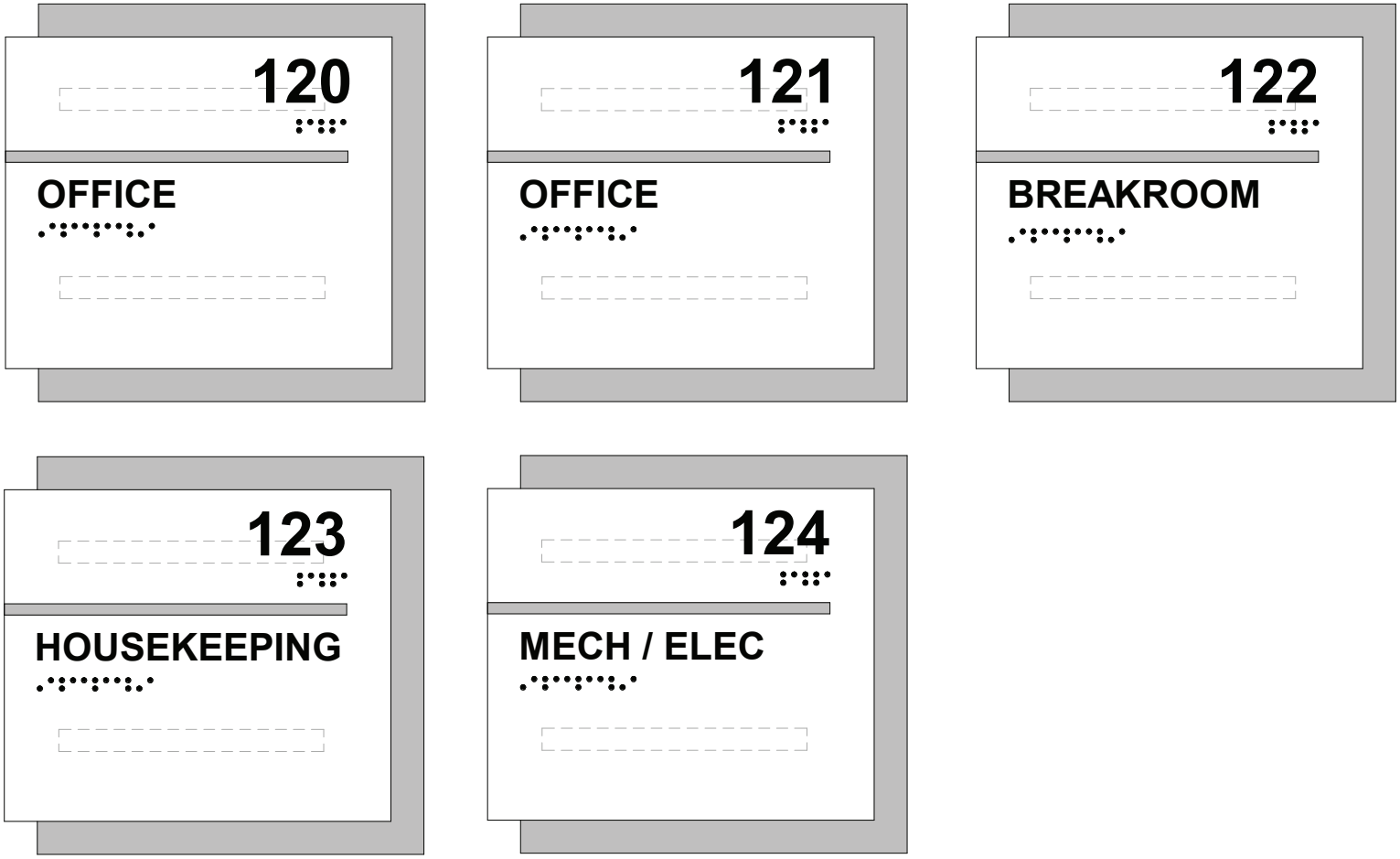

VETCENTER EST. 1979

1. TYPE: 1/16" RAISED ACRYLIC
   COLOR: BLACK
   TEXT: 1" HELVETICA
2. TYPE: GRADE 2 RAISED BRAILE
   COLOR: BLACK
3. TYPE: 1/16" BRUSHED METAL FACE ACCENT BAR, SET INTO CLEAR PANEL
   COLOR: BRUSHED NICKEL
4. TYPE: 1/16" RAISED ACRYLIC
   COLOR: BLACK
   TEXT: 5/8" HELVETICA
5. TYPE: 1/8" ACRYLIC PANEL
   COLOR: FROSTED W/ WHITE BACK, 50% TRANSPARENT
6. TYPE: 1/8" ACRYLIC PANEL W/ BRUSHED METAL FACE
   COLOR: BRUSHED NICKEL
7. DOUBLE SIDED FOAM TAPE BETWEEN PANELS AND TO WALL INSTALLATION

LESSOR SHALL VERIFY ALL SIGN TYPES AND LOCATIONS WITH VA DIRECTOR AT DESIGN INTENT DRAWINGS STAGE.

Sheet Title:

SIGNAGE TYPE A OVERALL

Sheet No.:

VC - 01.05

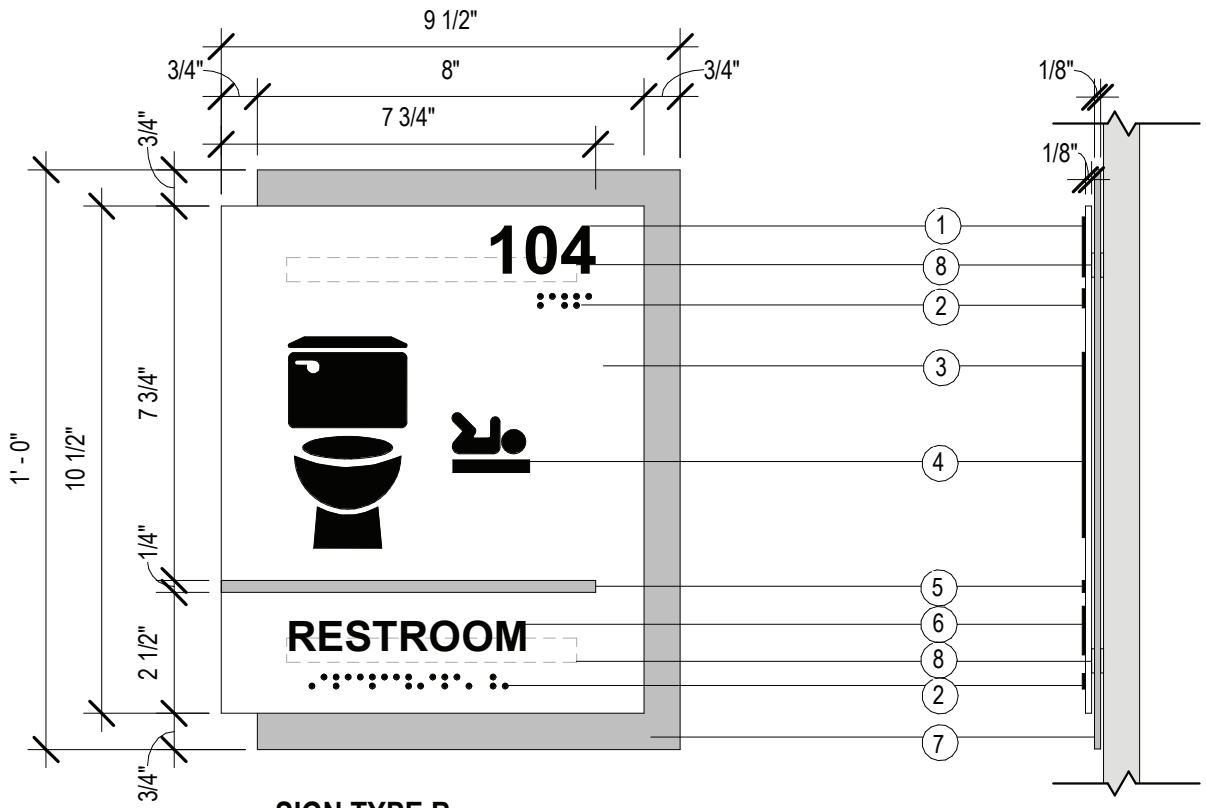

SIGN TYPE B
3" = 1'-0"

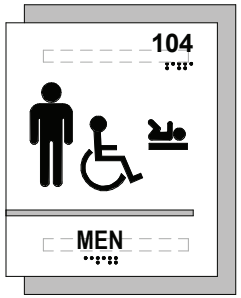

B1

B2

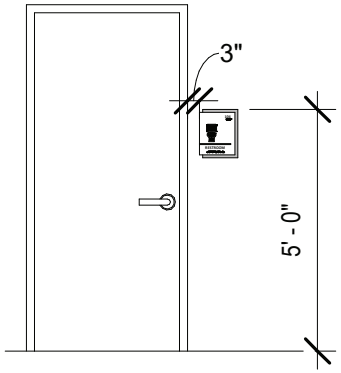

INSTALLATION DETAIL -TYPE B
1/4" = 1'-0"

VETCENTER EST. 1979

1. TYPE: 1/16" RAISED ACRYLIC
   COLOR: BLACK
   TEXT: 1" HELVETICA
2. TYPE: GRADE 2 RAISED BRAILE
   COLOR: BLACK
3. TYPE: 1/8" ACRYLIC PANEL
   COLOR: FROSTED W/ WHITE BACK, 50% TRANSPARENT
4. TYPE: 1/16" RAISED ACRYLIC PICTOGRAMS
   COLOR: BLACK
5. TYPE: 1/16" BRUSHED METAL FACE ACCENT BAR, SET INTO CLEAR PANEL
   COLOR: BRUSHED NICKEL
6. TYPE: 1/16" RAISED ACRYLIC
   COLOR: BLACK
   TEXT: 5/8" HELVETICA
7. TYPE: 1/8" ACRYLIC PANEL W/ BRUSHED METAL FACE
   COLOR: BRUSHED NICKEL
8. DOUBLE SIDED FOAM TAPE BETWEEN PANELS AND TO WALL INSTALLATION

BABY CHANGING PICTOGRAM ONLY TO BE PROVIDED AT ROOMS ONE IS PROVIDED.

Sheet Title:
SIGNAGE TYPE B

Sheet No.:
VC - 02.01

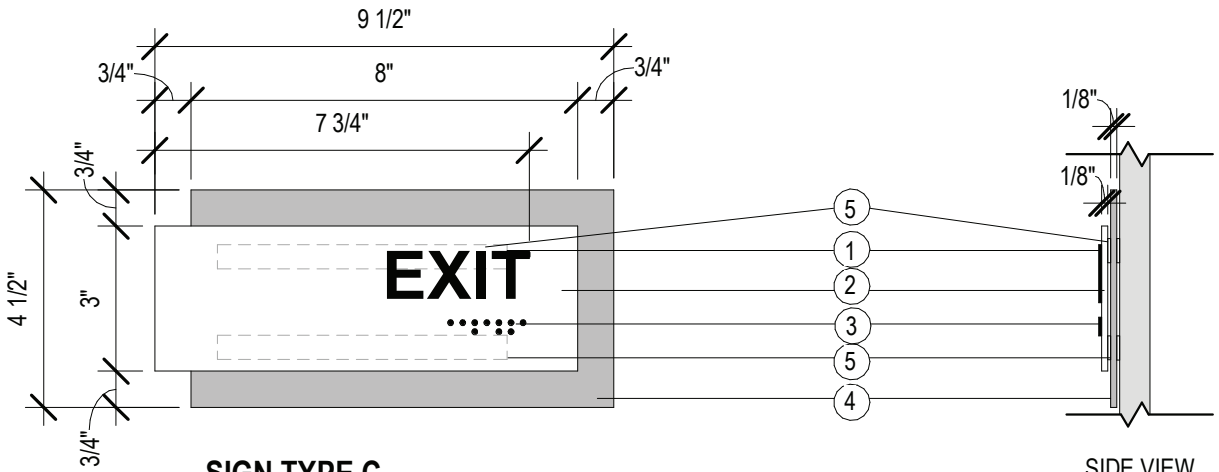

SIGN TYPE C
3" = 1'-0"

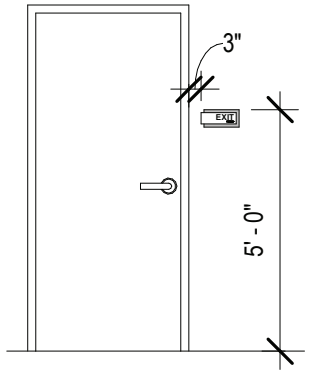

INSTALLATION DETAIL - TYPE C
1/4" = 1'-0"

1. TYPE: 1/16" RAISED ACRYLIC
   COLOR: BLACK
   TEXT: 1" HELVETICA
2. TYPE: 1/8" ACRYLIC PANEL
   COLOR: FROSTED W/ WHITE BACK, 50% TRANSPARENT
3. TYPE: GRADE 2 RAISED BRAILE
   COLOR: BLACK
4. TYPE: 1/8" ACRYLIC PANEL W/ BRUSHED METAL FACE
   COLOR: BRUSHED NICKEL
5. DOUBLE SIDED FOAM TAPE BETWEEN PANELS AND TO WALL INSTALLATION

Sheet Title:
SIGNAGE TYPE C

Sheet No.:
VC - 03.01

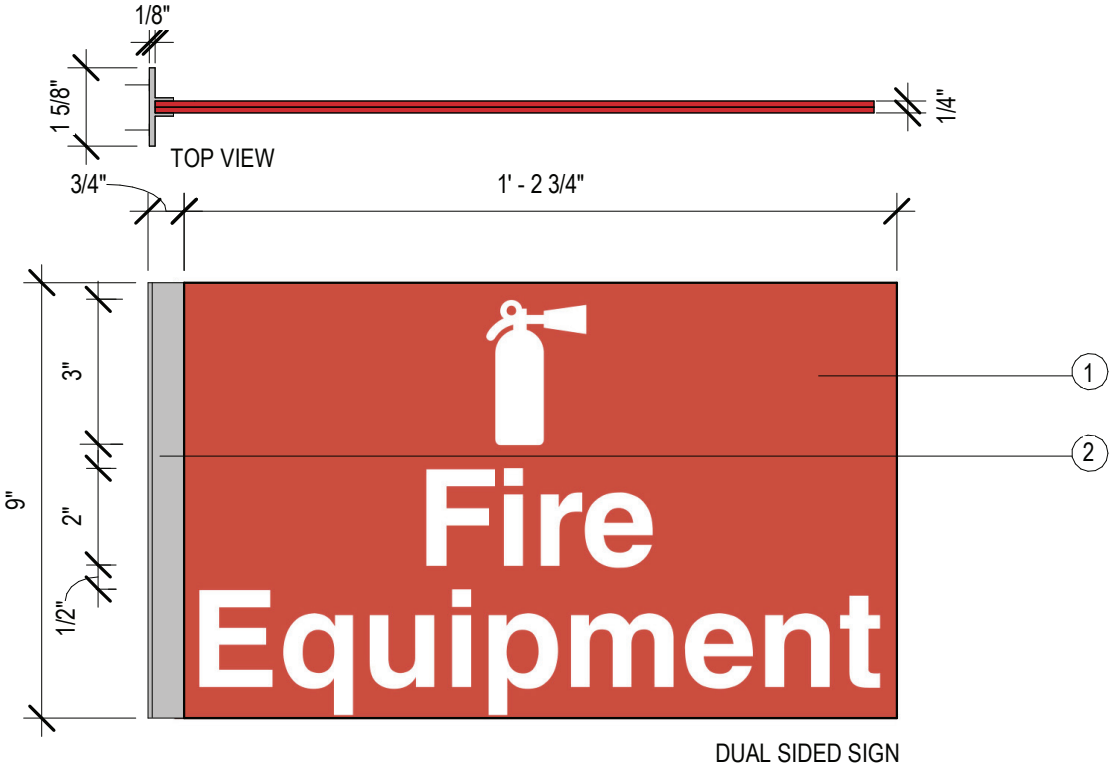

SIGN TYPE D - FIRE EQUIPMENT
3" = 1'-0"

SIDE A

SIDE B

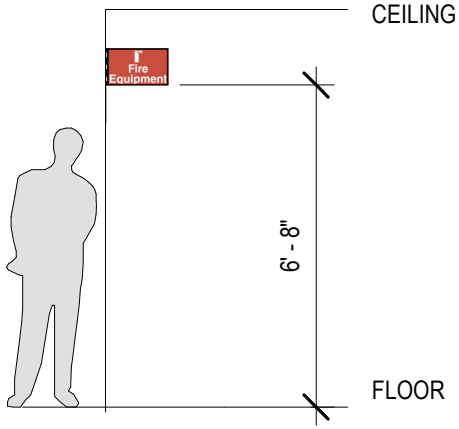

INSTALLATION DETAIL - TYPE D
1/4" = 1'-0"

VETCENTER EST. 1979

1. TYPE: (2) 1/8" ACRYLIC PANELS W/ PICTOGRAM LAMINATED TOGETHER
   COLOR: WHITE & RED PANTONE 1797C
2. CLEAR ANOD ALUMINUM BRACKET, MECHANICAL FASTENERS WITH ANCHORS AS REQ'D

SIGN SHALL BE LOCATED ABOVE EACH FIRE EXTINGUISHER CABINET

Sheet Title:
SIGNAGE TYPE D

Sheet No.:
VC - 04.01

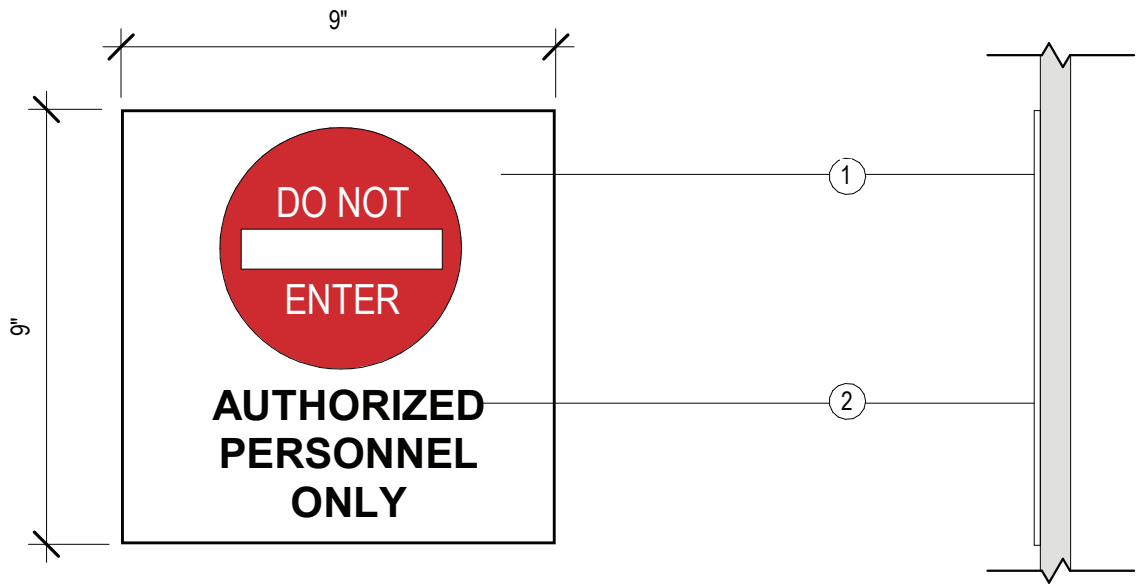

SIGN TYPE E - DO NOT ENTER
3" = 1'-0"

SIDE VIEW

E.1

E.2

E.3

1. TYPE: 1/8" ACRYLIC PANEL W/ PICTOGRAM
   COLOR: WHITE & RED PANTONE 1797C
   TEXT: 5/8" HELVETICA
2. TYPE: 1/16" RAISED ACRYLIC
   COLOR: BLACK
   TEXT: 5/8" HELVETICA

LESSOR SHALL VERIFY ACRYLIC OR VINYL STICKER WITH VA DIRECTOR AT DESIGN INTENT DRAWINGS STAGE

Sheet Title:
SIGNAGE TYPE E

Sheet No.:
VC - 05.01

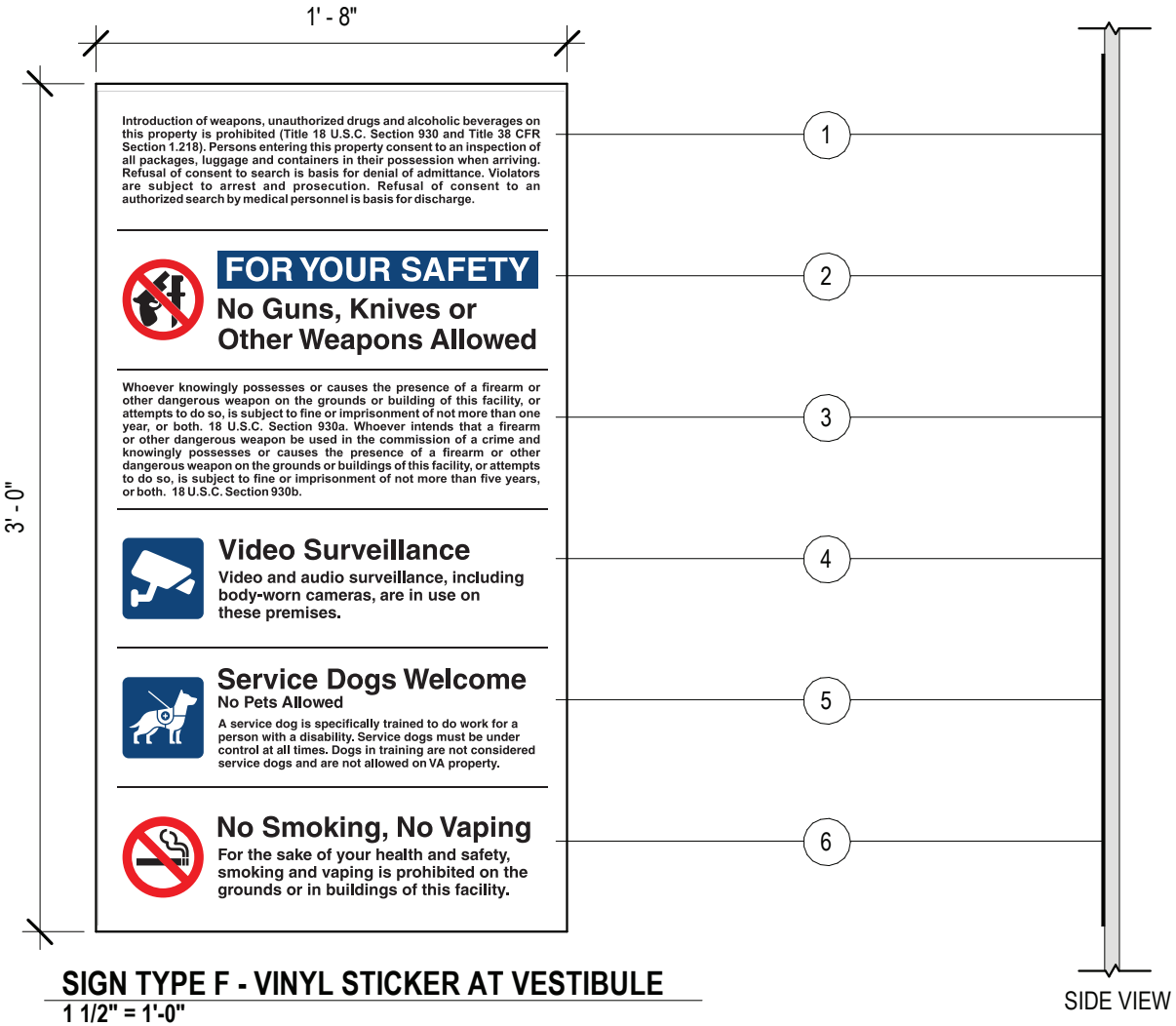

SIGN TYPE F - VINYL STICKER AT VESTIBULE

1 1/2" = 1'-0"



INSTALLATION DETAIL- SINGLE DOOR W/ SIDELITE

1/4" = 1'-0"

VETCENTER EST. 1979

1. CONSENT TO INSPECTION
2. NO WEAPONS NOTICE
   COLOR: BLUE PANTONE 647C
3. NO WEAPONS POLICY
4. VIDEO SURVEILLANCE
   COLOR: BLUE PANTONE 647C
5. SERVICE DOGS
   COLOR: BLUE PANTONE 647C
6. NO SMOKING, NO VAPING

LESSOR SHALL VERIFY ACRYLIC OR VINYL STICKER WITH VA DIRECTOR AT DESIGN INTENT DRAWINGS STAGE.

Sheet Title:

SIGNAGE TYPE F

Sheet No.:

VC - 06.01

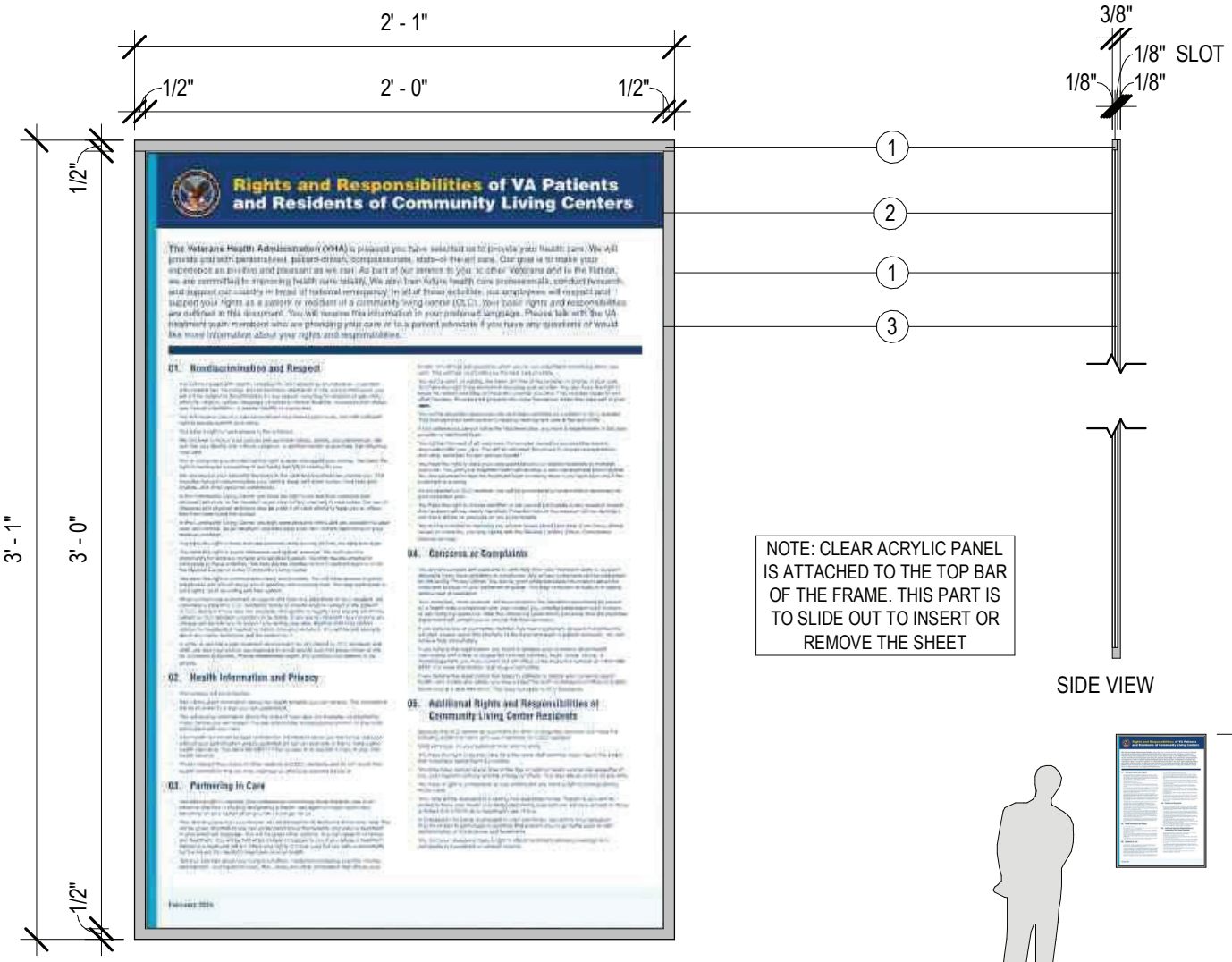

SIGN TYPE G - RIGHTS & RESPONSIBILITIES OF VA PATIENTS

1 1/2" = 1'-0"

INSTALLATION DETAIL

1/4" = 1'-0"

VETCENTER EST. 1979

1. TYPE: 1/8" ACRYLIC PANEL W/ BRUSHED METAL FACE COLOR: BRUSHED NICKEL
2. TYPE: 1/8" ACRYLIC PANEL COLOR: CLEAR
3. TYPE: RIGHTS & RESPONSIBILITIES OF VA PATIENTS, CARDSTOCK SHEET PROVIDED BY VA

LESSOR SHALL VERIFY SIGN TYPE AND LOCATION WITH VA DIRECTOR AT DESIGN INTENT DRAWINGS STAGE.

Sheet Title:

SIGNAGE TYPE G

Sheet No.:

VC - 07.01

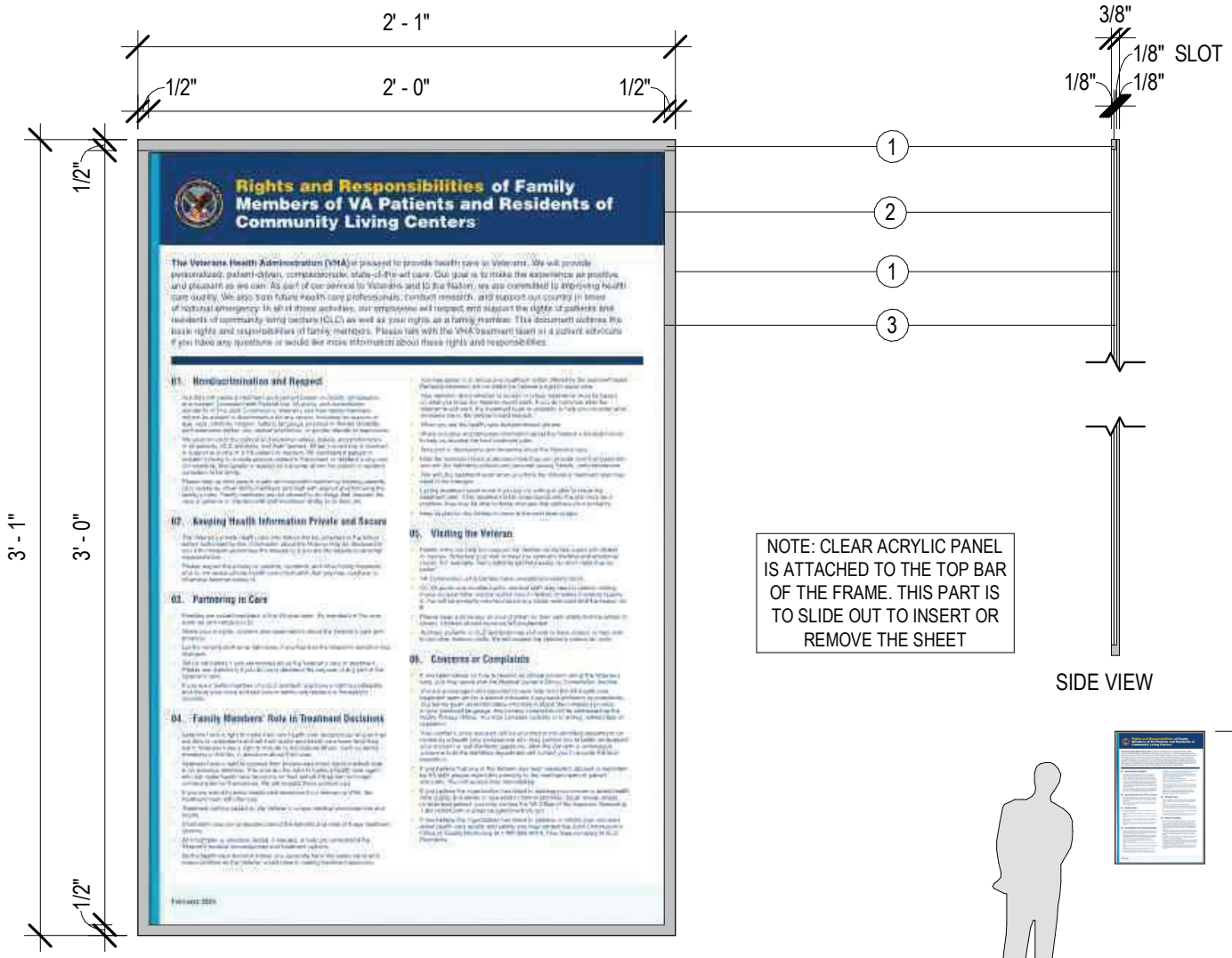

SIGN TYPE H - RIGHTS & RESPONSIBILITIES OF FAMILY MEMBERS OF VA PATIENTS

1 1/2" = 1'-0"

INSTALLATION DETAIL

1/4" = 1'-0"

VETCENTER EST. 1979

1. TYPE: 1/8" ACRYLIC PANEL W/ BRUSHED METAL FACE COLOR: BRUSHED NICKEL
2. TYPE: 1/8" ACRYLIC PANEL COLOR: CLEAR
3. TYPE: RIGHTS & RESPONSIBILITIES OF FAMILY MEMBERS OF VA PATIENTS, CARDSTOCK SHEET PROVIDED BY VA

LESSOR SHALL VERIFY SIGN TYPE AND LOCATION WITH VA DIRECTOR AT DESIGN INTENT DRAWINGS STAGE.

Sheet Title:

SIGNAGE TYPE H

Sheet No.:

VC - 07.02

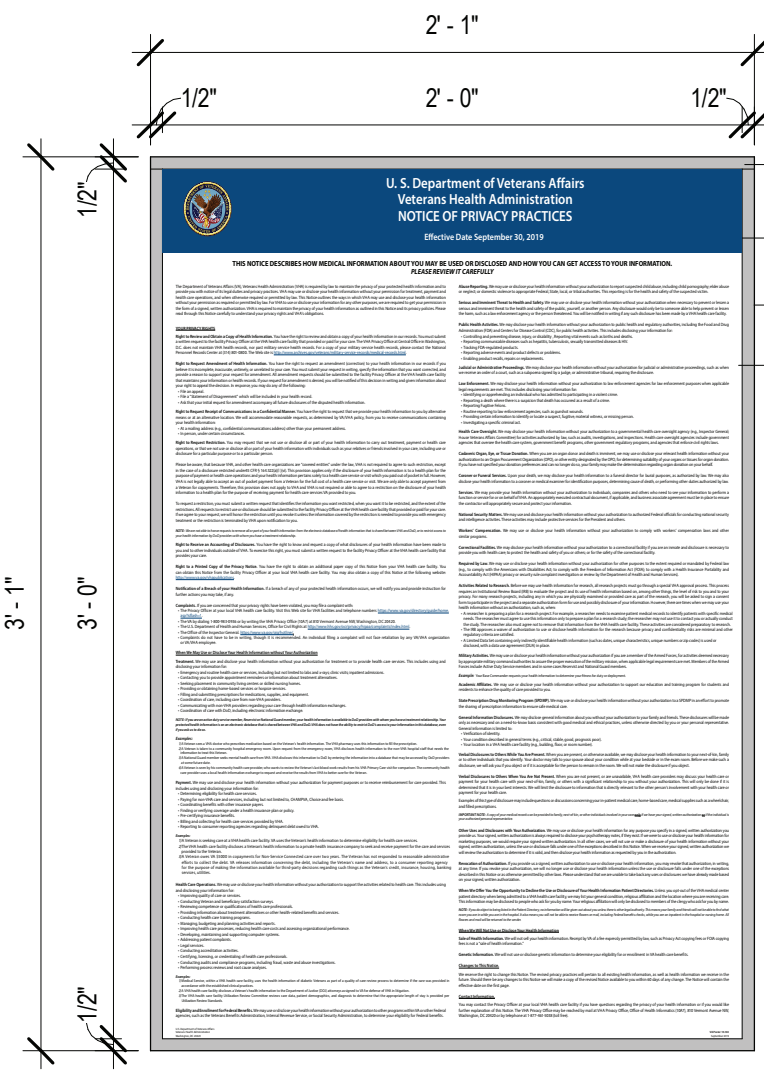

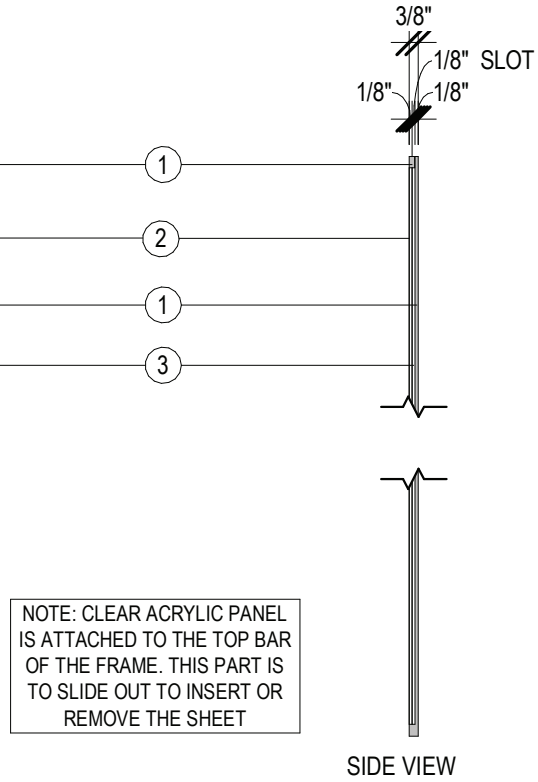

NOTE: CLEAR ACRYLIC PANEL IS ATTACHED TO THE TOP BAR OF THE FRAME. THIS PART IS TO SLIDE OUT TO INSERT OR REMOVE THE SHEET

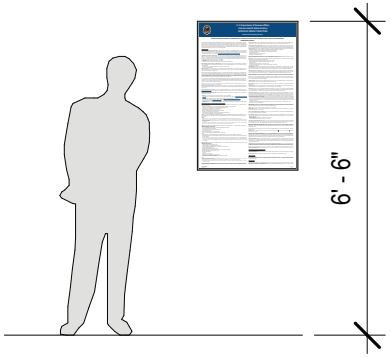

SIGN TYPE I - NOTICE OF PRIVACY PRACTICES

1 1/2" = 1'-0"

INSTALLATION DETAIL

1/4" = 1'-0"

VETCENTER EST. 1979

1. TYPE: 1/8" ACRYLIC PANEL W/ BRUSHED METAL FACE COLOR: BRUSHED NICKEL
2. TYPE: 1/8" ACRYLIC PANEL COLOR: CLEAR
3. TYPE: NOTICE OF PRIVACY PRACTICES, CARDSTOCK SHEET PROVIDED BY VA

LESSOR SHALL VERIFY SIGN TYPE AND LOCATION WITH VA DIRECTOR AT DESIGN INTENT DRAWINGS STAGE.

Sheet Title:

SIGNAGE TYPE I

Sheet No.:

VC - 07.03



SIGN TYPE J - POLICIES AND DIRECTIVES

1 1/2" = 1'-0"

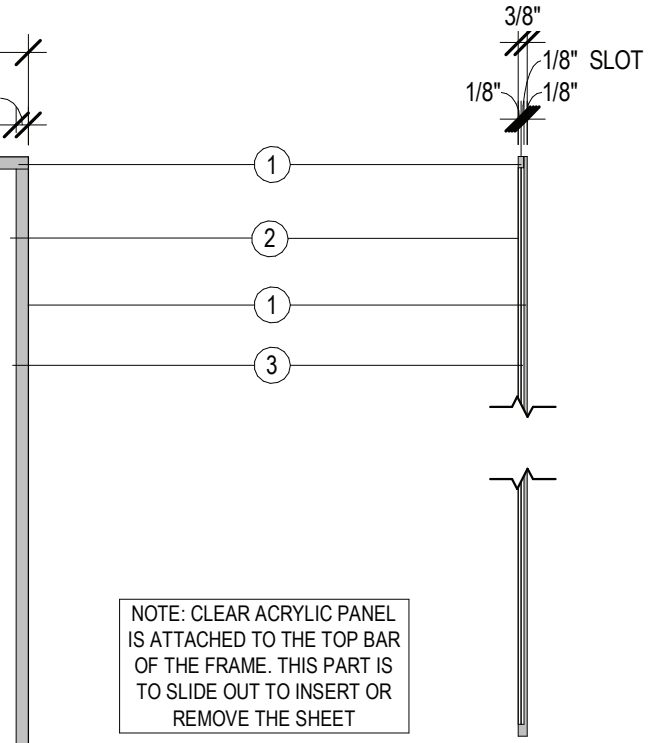

NOTE: CLEAR ACRYLIC PANEL IS ATTACHED TO THE TOP BAR OF THE FRAME. THIS PART IS TO SLIDE OUT TO INSERT OR REMOVE THE SHEET

SIDE VIEW

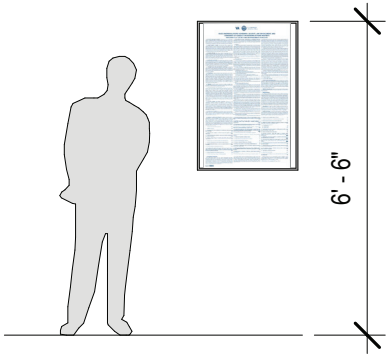

INSTALLATION DETAIL

1/4" = 1'-0"

VETCENTER EST. 1979

1. TYPE: 1/8" ACRYLIC PANEL W/ BRUSHED METAL FACE COLOR: BRUSHED NICKEL
2. TYPE: 1/8" ACRYLIC PANEL COLOR: CLEAR
3. TYPE: POLICIES AND DIRECTIVES, CARDSTOCK SHEET PROVIDED BY VA

LESSOR SHALL VERIFY SIGN TYPE AND LOCATION WITH VA DIRECTOR AT DESIGN INTENT DRAWINGS STAGE.

Sheet Title:

SIGNAGE TYPE J

Sheet No.:

VC - 07.04

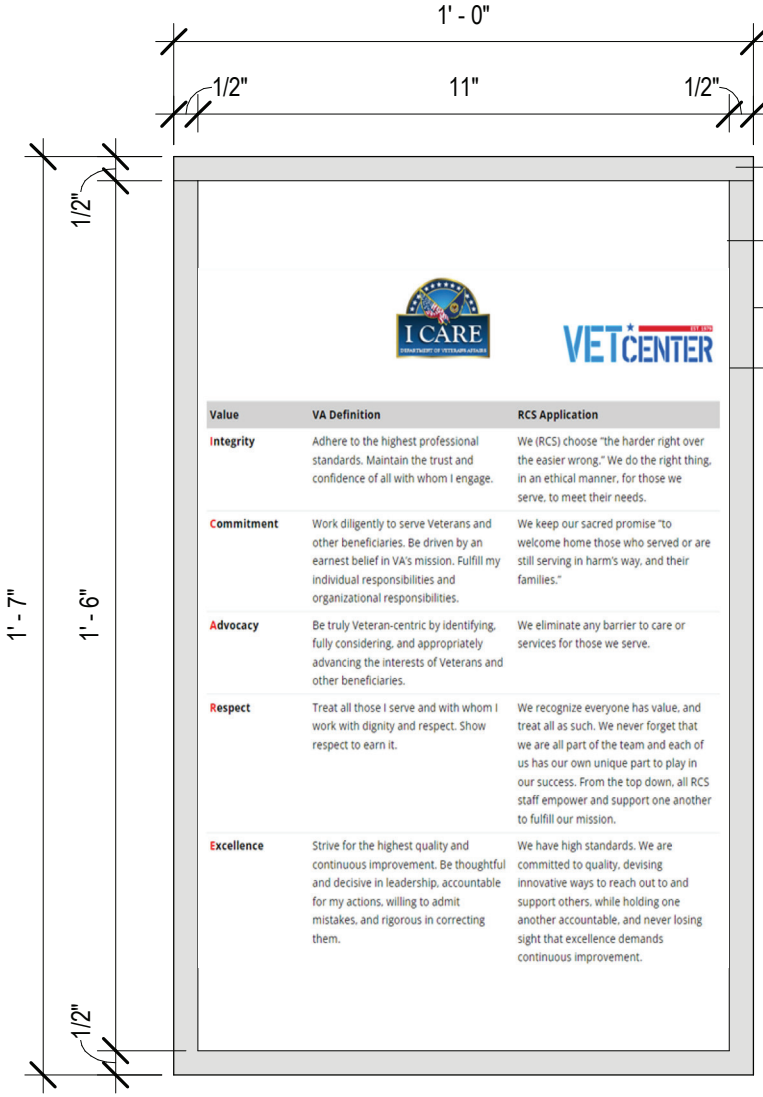

Value	VA Definition	RCS Application
Integrity	Adhere to the highest professional standards. Maintain the trust and confidence of all with whom I engage.	We (RCS) choose "the harder right over the easier wrong." We do the right thing, in an ethical manner, for those we serve, to meet their needs.
Commitment	Work diligently to serve Veterans and other beneficiaries. Be driven by an earnest belief in VA's mission. Fulfill my individual responsibilities and organizational responsibilities.	We keep our sacred promise "to welcome home those who served or are still serving in harm's way, and their families."
Advocacy	Be truly Veteran-centric by identifying, fully considering, and appropriately advancing the interests of Veterans and other beneficiaries.	We eliminate any barrier to care or services for those we serve.
Respect	Treat all those I serve and with whom I work with dignity and respect. Show respect to earn it.	We recognize everyone has value, and treat all as such. We never forget that we are all part of the team and each of us has our own unique part to play in our success. From the top down, all RCS staff empower and support one another to fulfill our mission.
Excellence	Strive for the highest quality and continuous improvement. Be thoughtful and decisive in leadership, accountable for my actions, willing to admit mistakes, and rigorous in correcting them.	We have high standards. We are committed to quality, devising innovative ways to reach out to and support others, while holding one another accountable, and never losing sight that excellence demands continuous improvement.

SIGN TYPE K - RCS VALUES

3" = 1'-0"

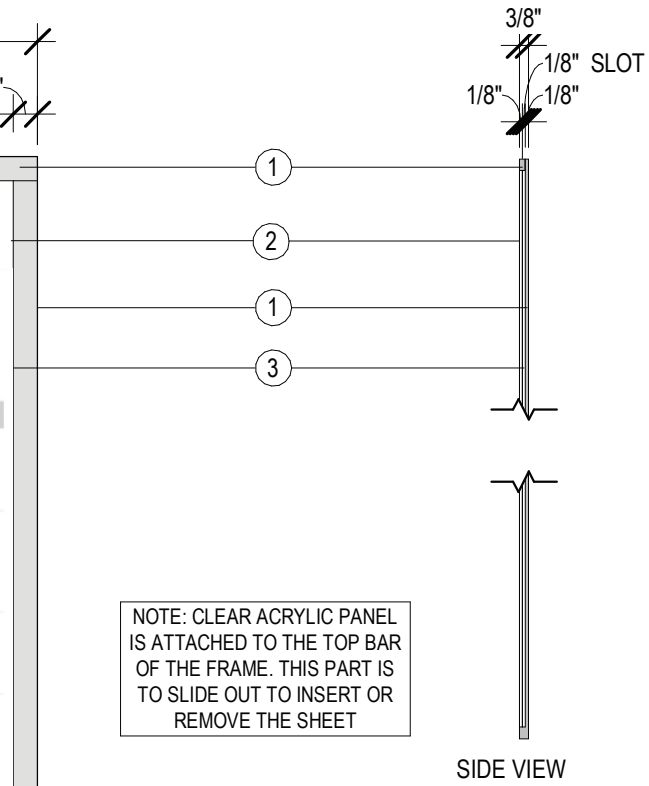

NOTE: CLEAR ACRYLIC PANEL IS ATTACHED TO THE TOP BAR OF THE FRAME. THIS PART IS TO SLIDE OUT TO INSERT OR REMOVE THE SHEET

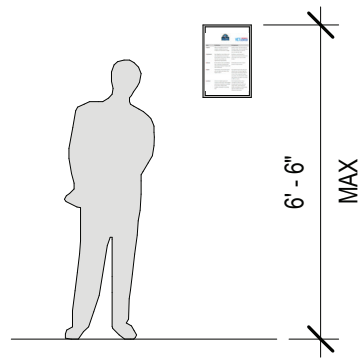

INSTALLATION DETAIL

1/4" = 1'-0"

1. TYPE: 1/8" ACRYLIC PANEL W/ BRUSHED METAL FACE COLOR: BRUSHED NICKEL
2. TYPE: 1/8" ACRYLIC PANEL COLOR: CLEAR
3. TYPE: RCS VALUES, CARDSTOCK SHEET PROVIDED BY VA

LESSOR SHALL VERIFY SIGN TYPE AND LOCATION WITH VA DIRECTOR AT DESIGN INTENT DRAWINGS STAGE.

Sheet Title:

SIGNAGE TYPE K

Sheet No.:

VC - 07.05

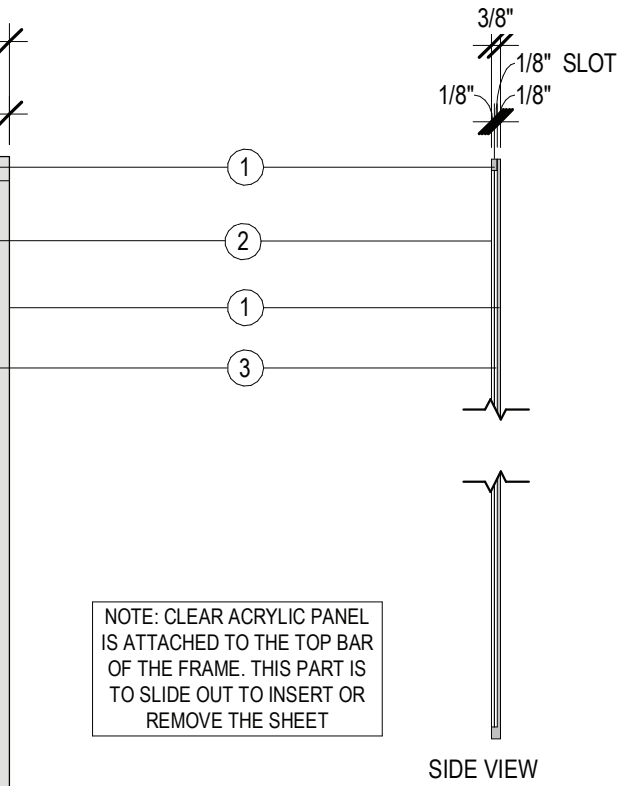

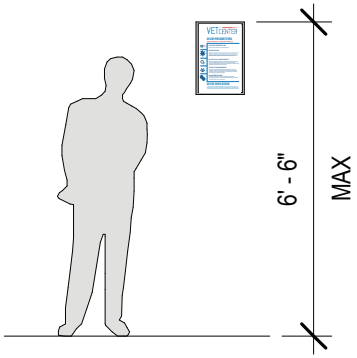

SIGN TYPE L - VET CENTER PRIORITIES

3" = 1'-0"

INSTALLATION DETAIL

1/4" = 1'-0"

VETCENTER EST. 1979

1. TYPE: 1/8" ACRYLIC PANEL W/ BRUSHED METAL FACE COLOR: BRUSHED NICKEL
2. TYPE: 1/8" ACRYLIC PANEL COLOR: CLEAR
3. TYPE: VET CENTER PRIORITIES, CARDSTOCK SHEET PROVIDED BY VA

LESSOR SHALL VERIFY SIGN TYPE AND LOCATION WITH VA DIRECTOR AT DESIGN INTENT DRAWINGS STAGE.

Sheet Title:

SIGNAGE TYPE L

Sheet No.:

VC - 07.06

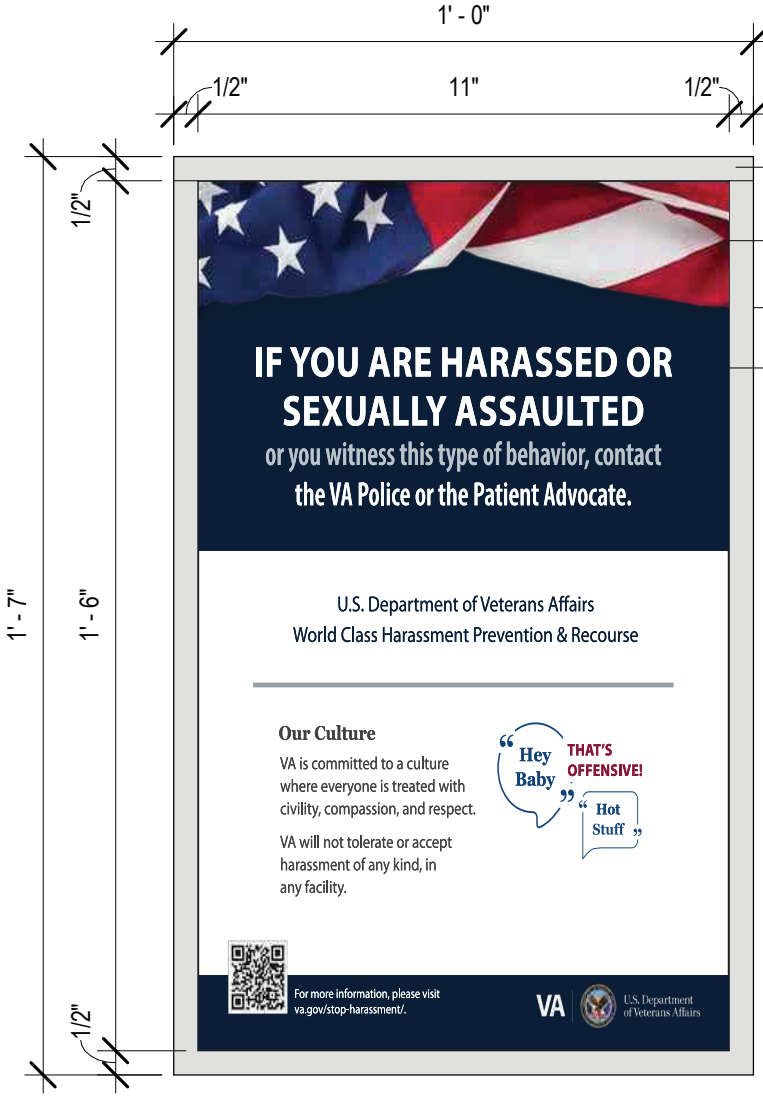

SIGNAGE TYPE M - ANTI-SEXUAL HARASSMENT

3" = 1'-0"

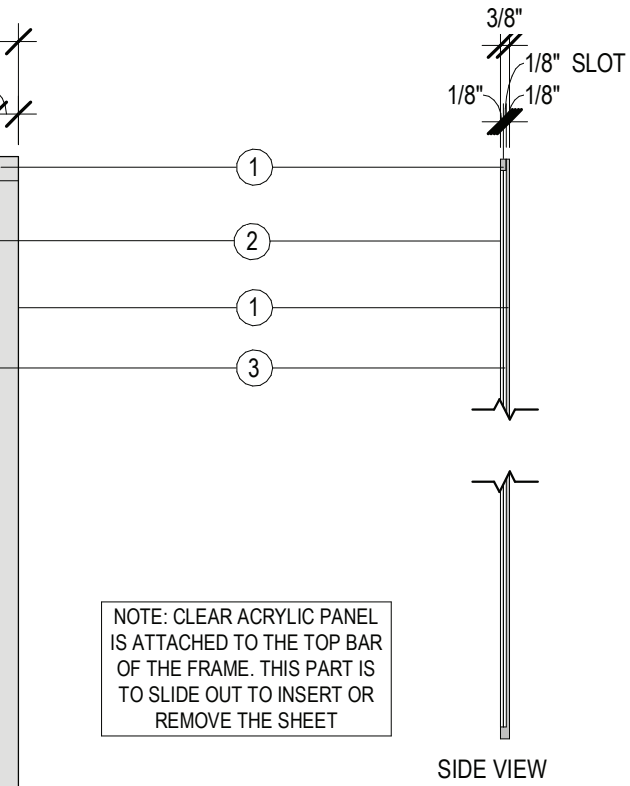

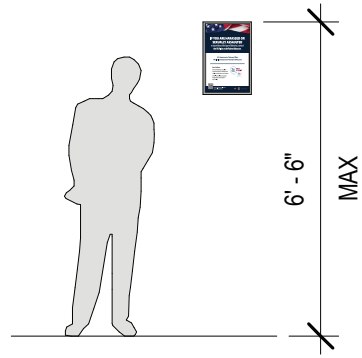

INSTALLATION DETAIL

1/4" = 1'-0"

VETCENTER EST. 1979

1. TYPE: 1/8" ACRYLIC PANEL W/ BRUSHED METAL FACE COLOR: BRUSHED NICKEL
2. TYPE: 1/8" ACRYLIC PANEL COLOR: CLEAR
3. TYPE: ANTI-SEXUAL HARASSMENT, CARDSTOCK SHEET PROVIDED BY VA

LESSOR SHALL VERIFY SIGN TYPE AND LOCATIONS WITH VA DIRECTOR AT DESIGN INTENT DRAWINGS STAGE.

Sheet Title:

SIGNAGE TYPE M

Sheet No.:

VC - 07.07

VETCENTER EST. 1979

1. TYPE: 1/8" ACRYLIC PANEL W/ BRUSHED METAL FACE COLOR: BRUSHED NICKEL
2. TYPE: 1/8" ACRYLIC PANEL COLOR: CLEAR
3. TYPE: HELP AND HAND SIGNAL SIGN, CARDSTOCK SHEET PROVIDED BY VA

NOTE: CLEAR ACRYLIC PANEL IS ATTACHED TO THE TOP BAR OF THE FRAME. THIS PART IS TO SLIDE OUT TO INSERT OR REMOVE THE SHEET

SIDE VIEW

SIGNAGE TYPE N - HELP AND HAND SIGNAL SIGN

3" = 1'-0"

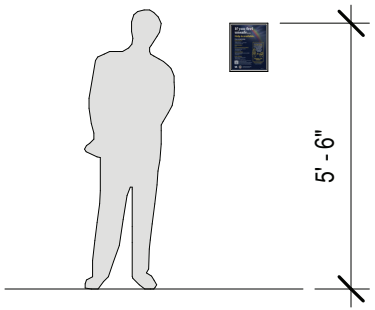

INSTALLATION DETAIL

1/4" = 1'-0"

LESSOR SHALL VERIFY SIGN TYPE AND LOCATIONS WITH VA DIRECTOR AT DESIGN INTENT DRAWINGS STAGE.

Sheet Title:

SIGNAGE TYPE N

Sheet No.:

VC - 07.08

1. TYPE: 1/8" ACRYLIC PANEL W/ BRUSHED METAL FACE COLOR: BRUSHED NICKEL
2. TYPE: 1/8" ACRYLIC PANEL COLOR: CLEAR
3. TYPE: BUILDING EVACUATION PLAN, CARDSTOCK SHEET

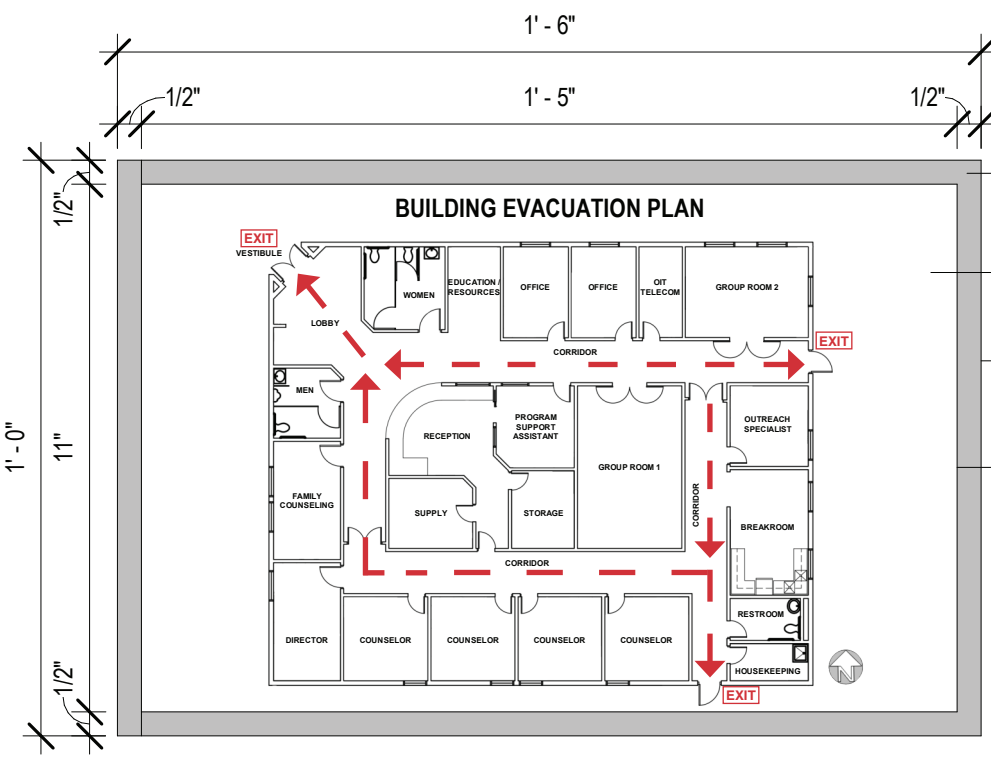

SIGN TYPE O - EVACUATION PLAN

3" = 1'-0"

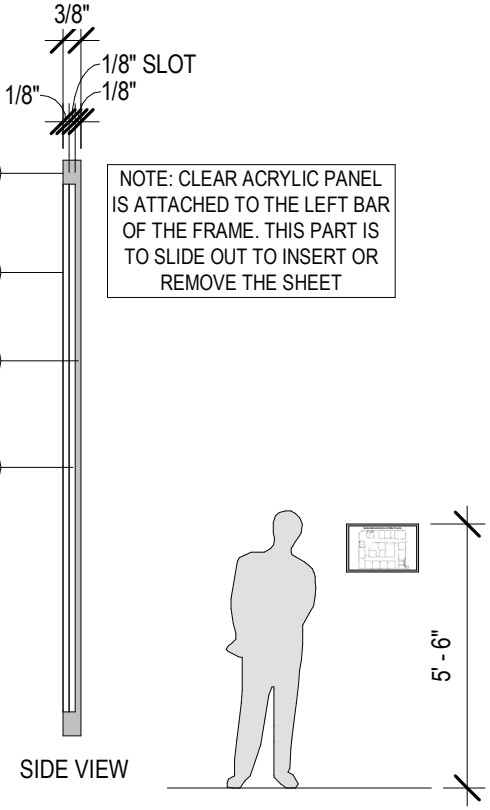

NOTE: CLEAR ACRYLIC PANEL IS ATTACHED TO THE LEFT BAR OF THE FRAME. THIS PART IS TO SLIDE OUT TO INSERT OR REMOVE THE SHEET

INSTALLATION DETAIL

1/4" = 1'-0"

LESSOR SHALL VERIFY SIGN TYPE AND LOCATIONS WITH VA DIRECTOR AT DESIGN INTENT DRAWINGS STAGE.

Sheet Title:

SIGNAGE TYPE O

Sheet No.:

VC - 07.09

VETCENTER EST. 1979 | Connection. Camaraderie. Community.

1

Vet Center Name
Vet Center Address
Open Monday-Friday 8:00AM-4:30PM

Ask about additional hours to meet your needs.
Vet Center Office Phone Number

After Hours
Vet Center Call Center
1-877-927-8387

Veterans Crisis Line
Call 1-800-273-8255 and
Press 1 to receive confidential support
24 hours a day.

SIGN TYPE P - VINYL PUBLIC ENTRANCE SIGN
1/2" = 1'-0"



INSTALLATION DETAIL - SLIDING DOORS
1/4" = 1'-0"

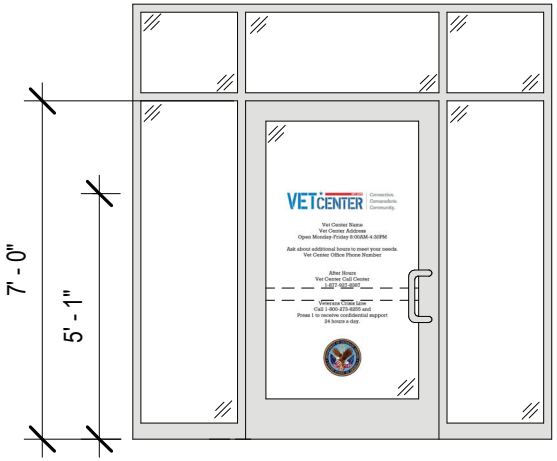

INSTALLATION DETAIL- SINGLE DOOR
1/4" = 1'-0"

VETCENTER EST. 1979

1. TYPE: VINYL LETTERS, LOGO, & SEAL W/ TRANSPARENT BACKGROUND
   COLOR: WHITE LETTERS W/ COLORED LOGOS & VA SEAL
   LOGO PANTONES:
   LIGHT BLUE - 7461C
   DARK BLUE - 647C
   RED - 1797C

Sheet Title:
SIGNAGE TYPE P

Sheet No.:
VC - 08.01

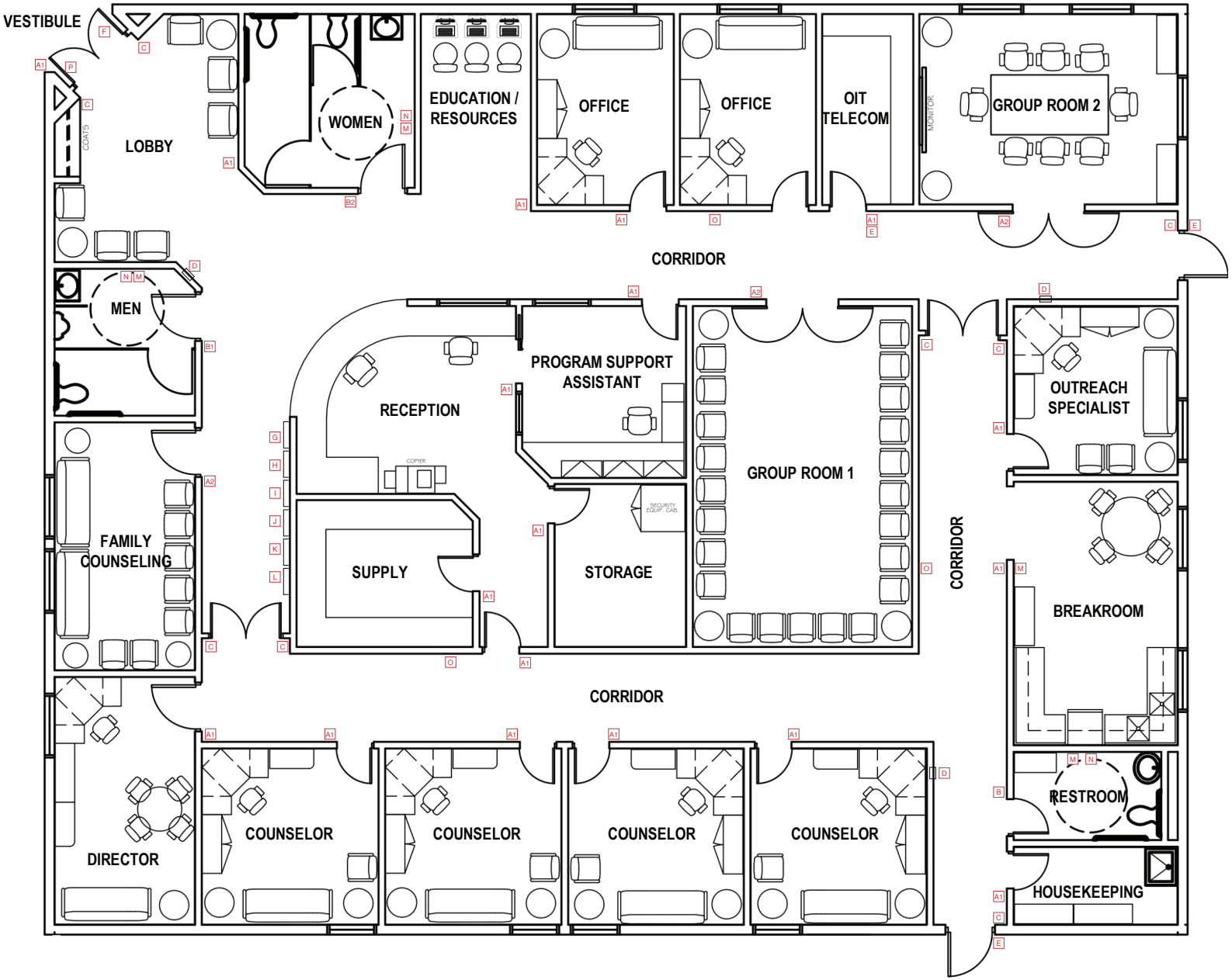

VETCENTER EST. 1979

X INDICATES SIGN TYPE TO USED AT A GIVEN LOCATION

LESSOR SHALL VERIFY ALL SIGN TYPES AND LOCATIONS WITH VA DIRECTOR AT DESIGN INTENT DRAWINGS STAGE.

Sheet Title:

SIGNAGE - GENERIC PLAN

Sheet No.:

VC - 00.01

VET CENTER - INTERIOR SIGN SCHEDULE

ROOM NUMBER	ROOM NAME	SIGN TYPE	SIGN TEXT	NOTES
100	VESTIBULE	TYPE A1	100 / VESTIBULE	
100	VESTIBULE	TYPE C	EXIT	
100	VESTIBULE	TYPE F	GROUPED POLICIES	
100	VESTIBULE	TYPE P	VINYL PUBLIC ENTRANCE	
101	HOUSEKEEPING	TYPE I	NOTICE OF PRIVACY PRACTICES	
101	LOBBY	TYPE F	101 / WAITING	
101	LOBBY	TYPE G	RIGHTS & RESPONSIBILITIES OF VA PATIENTS	
101	LOBBY	TYPE H	RIGHTS & RESPONSIBILITIES OF FAMILY MEMBERS OF VA PATIENTS	
101	LOBBY	TYPE J	POLICIES AND DIRECTIVES	
101	LOBBY	TYPE K	RCS VALUES	
101	LOBBY	TYPE L	VET CENTER PRIORITIES	
102	RECEPTION	TYPE A1	102 / RECEPTION	
103	EDUCATION / RESOURCES	TYPE A1	103 / EDUCATION / RESOURCES	
104	MENS	TYPE B	104 / MENS	
104	MENS	TYPE M	ANTI-SEXUAL HARASSMENT	
104	MENS	TYPE N	HELP AND HAND SIGNAL SIGN	
104	RESTROOM	TYPE B	104 / RESTROOM	
104	RESTROOM	TYPE M	ANTI-SEXUAL HARASSMENT	
104	RESTROOM	TYPE N	HELP AND HAND SIGNAL SIGN	
105	WOMENS	TYPE B	105 / WOMENS	
105	WOMENS	TYPE M	ANTI-SEXUAL HARASSMENT	
105	WOMENS	TYPE N	HELP AND HAND SIGNAL SIGN	
106	GROUP ROOM 1	TYPE A2	106 / GROUP ROOM 1	
107	GROUP ROOM 2	TYPE A2	107 / GROUP ROOM 2	
108	FAMILY COUNSELING	TYPE A2	108 / FAMILY COUNSELING	
109	PROGRAM SUPPORT ASSISTANT	TYPE A1	109/ PROGRAM SUPPORT ASSISTANT	
110	MAIL / COPY	TYPE A1	110 / MAIL / COPY	
111	SUPPLY	TYPE A1	111 / SUPPLY	
112	STORAGE	TYPE A1	112 / STORAGE	
113	TELECOM	TYPE A1	113 / TELECOM	
113	TELECOM	TYPE E	113/ DO NOT ENTER	
114	DIRECTOR	TYPE A1	114 / DIRECTOR	
115	OUTREACH SPECIALIST	TYPE A1	115 / OUTREACH SPECIALIST	
116	COUNSELOR	TYPE A1	116 / COUNSELOR	
117	COUNSELOR	TYPE A1	117 / COUNSELOR	
118	COUNSELOR	TYPE A1	118 / COUNSELOR	
119	COUNSELOR	TYPE A1	119 / COUNSELOR	
120	OFFICE	TYPE A1	120 / OFFICE	
121	OFFICE	TYPE A1	121 / OFFICE	
122	BREAKROOM	TYPE A1	122 / BREAKROOM	
122	BREAKROOM	TYPE M	ANTI-SEXUAL HARASSMENT	
123	HOUSEKEEPING	TYPE A1	123 / HOUSEKEEPING	
124	MECH / ELEC	TYPE A1	124 / MECH / ELEC	
C101	CORRIDOR	TYPE C	EXIT	(2) AT EXIT DOORS
C101	CORRIDOR	TYPE D	FIRE EQUIPMENT	ABOVE EACH FIRE EXTINGUISHER CABINET
C101	CORRIDOR	TYPE E	DO NOT ENTER	OUTSIDE ON SIDE OR BACK ENTRANCES
C101	CORRIDOR	TYPE O	EVACUATION PLAN	(1) IN EACH CORRIDOR

VETCENTER EST. 1979

SCHEDULE NOTE:

ALL SIGNAGE TO BE FIRST REVIEWED AND APPROVED BY THE VA. SUBMIT SHOP DRAWINGS, COLORS AND FINISH SCHEMES, VA PROVIDED ROOM NAMES & NUMBERS, ETC. FOR REVIEW PRIOR TO ORDERING. ALL SIGNS INDICATED MAY BE SELECTED BY VA. ADDITIONAL SIGNAGE TYPES AND OR STYLES MAY BE REQUIRED BY THE GOVERNMENT, AUTHORITY HAVING JURISDICTION OR VA AND SHALL BE CLARIFIED DURING THE SHOP DRAWING REVIEW PHASE. EXACT QUANTITIES AND LOCATIONS TO BE COORDINATED DURING THE SHOP DRAWING PHASE. LESSOR TO PROVIDE ALL CONCEALED BLOCKING AT LOCATIONS FINALIZED BY THE VA.

Sheet Title:

SIGNAGE - SCHEDULE

Sheet No.:

VC - 00.02

VETCENTER EST. 1979

VA | U.S. Department of Veterans Affairs