# Limited Hazardous Materials Survey

## Building 140

1117 Eagle Drive
JBSA – Chapman Training Annex, Texas 78245

*Prepared for:*
802 CES/CENME, Execution Support
2250 Engineer Street - Building 4196
JBSA - Fort Sam Houston, Texas 78234

*Prepared by:*
TTL, Inc.
17215 Jones Maltsberger Road, Suite 101
San Antonio, Texas 78247

Project No. 26-09-00191.00
February 27, 2026

17215 Jones Maltsberger Rd., Ste. 101
San Antonio, TX 78247
210.888.6100
www.TTLUSA.com

February 27, 2026

Mr. Eraldo David Martinez
802 CES/CENME, Execution Support (JBSA - 802 CES/CENME, EXECUTION SUPPORT)
2250 Engineer Street, Building 4196
JBSA - Fort Sam Houston, Texas 78234

P: 210.295.4727
E: eraldo.martinez@us.af.mil

RE: Limited Hazardous Materials Survey Report
Building 140
1117 Eagle Drive
JBSA – Chapman Training Annex, Texas 78245
TTL Project No. 26-09-00191.00

Dear Mr. Martinez,

TTL, Inc. (TTL) is pleased to submit this Hazardous Materials Survey report for Building 140 located at 1117 Eagle Drive, JBSA – Chapman Training Annex, Texas, herein referred to as the "Site". It should be noted that that JBSA – Chapman Training Annex is considered a National Standards for Hazardous Air Pollutants (NESHAP) facility due to limited access to buildings and badging requirements.

## Scope of Services

TTL was retained to conduct an asbestos-containing materials (ACM) survey, lead-based paint (LBP) inspection, a hazardous components survey, and a mold assessment.

The purpose of this survey was to determine the presence, quantity, and condition of suspect ACM, LBP, hazardous components, and mold growth located at the Site. The field work for the hazardous materials survey was conducted on January 22, 2026.

## Report

Laboratory results, sample location maps, and photographs are included in the appendices following the report. This report is divided into four (4) sections, which include ACM Survey, LPB Survey, Hazardous Components Survey, and a Mold Assessment. A photo log is provided in Appendix C. Applicable licenses or certifications are provided in Appendix D.

## Limitations

Observations and sampling performed during this site assessment are likely to be reasonable assessment of the conditions in the areas assessed at the Site. Environmental measurements within a building can vary from day to day and represent a snapshot on the day and time of the assessment. This assessment did not include destructive sampling to check behind wallpaper, wall cavities or concealed areas for hazardous materials.

Roof access was not available in the building. Roofing materials could not be safely sampled for ACM with traditional extension ladders. Roofing materials should be assumed ACM

This report is intended for the sole use and benefit of JBSA - 802 CES/CENME, Execution Support and may not be relied upon by any other party without express permission of TTL.

TTL has no knowledge of any hidden or unapparent or adverse environmental conditions of the property, including the presence of hidden mold, hazardous wastes, toxic substances, etc. TTL makes no guarantees or warranties, express or implied, regarding the condition of the property. This report is not an environmental assessment of the property.

This report and associated conclusions are based on the visible conditions of the inspected areas and materials. TTL reserves the right to revise opinions and conclusions if necessary and warranted by the discovery of new or additional circumstances. This report is specific and limited in nature and shall not be relied on as a statement that all Hazardous Materials have been identified and that more exist beyond the visibly accessible areas.

## Closing

TTL appreciates the opportunity to provide environmental consulting services to JBSA - 802 CES/CENME, EXECUTION SUPPORT on this phase of the project. Should you have any questions, or require additional information regarding the Hazardous Materials Survey, please call us at your convenience.

Respectfully submitted,

**TTL, Inc.**

Nicolas Espino
Project Professional
TDSHS Lead Risk Assessor 2071258
TDLR Mold Assessment Consultant MAC1943
TDSHS Asbestos Inspector 603646

Osanna Carrasco
Sr. Project Manager
TDSHS Lead Project Designer 2090091
TDLR Mold Assessment Consultant MAC1587

## TABLE OF CONTENTS

**1.0 ASBESTOS-CONTAINING MATERIAL SURVEY ..... 4**
1.1 Sampling Methods ..... 4
1.2 Laboratory Analysis ..... 4
1.3 Findings ..... 6
1.4 Asbestos Recommendations ..... 6
**2.0 LEAD BASED PAINT SURVEY ..... 8**
2.1 Sampling Methods ..... 8
2.2 Paint Chip Sample Summary ..... 8
2.4 Lead Recommendations ..... 10
**3.0 LIMITED HAZARDOUS COMPONENTS SURVEY ..... 11**
3.1 Purpose and Scope ..... 11
3.2 Polychlorinated Biphenyls ..... 11
3.3 Mercury ..... 11
3.4 Additional Hazardous Components ..... 12
**4.0 LIMITED MOLD ASSESSMENT ..... 13**
4.1 LIMITED MOLD ASSESSMENT METHODS ..... 13
4.1.1 Building Materials Moisture Assessment ..... 13
4.1.2 Indoor Air Parameters ..... 13
4.1.3 Bioaerosol Samples ..... 13
4.1.4 Surface Samples ..... 13
**4.2 MOLD ASSESSMENT FINDINGS ..... 13**
4.2.1 Visual Observations and Building Materials Moisture Assessment ..... 13
4.2.2 Indoor Air Parameters ..... 13
4.2.2 Bioaerosol Sample Results ..... 14
4.2.3 Surface Sample Results ..... 15
**4.3 MOLD ASSESSMENT CONCLUSIONS ..... 16**

APPENDIX A: SAMPLE LOCATION MAPS
APPENDIX B: LABORATORY RESULTS
APPENDIX C: SITE PHOTOGRAPHS
APPENDIX D: LICENSES AND CERTIFICATIONS

## 1.0 ASBESTOS-CONTAINING MATERIAL SURVEY

The limited asbestos survey was conducted on January 22, 2026, by Texas Department of State Health Services (TDSHS)-licensed Asbestos inspectors Deborah Salahuddin (license number 603987), and Nicolas Espino (license number 603646).

### 1.1 Sampling Methods

TTL performed the limited asbestos inspection survey in general accordance with TDSHS Administrative Code Title 25, Part 1, Chapter 296, *Texas Asbestos Health Protection Rules* (TAHPR), as well as the United States Environmental Protection Agency (USEPA) National Standards for Hazardous Air Pollutants (NESHAP). Approximate quantities of suspect materials were estimated by field measurements. The condition (e.g., good, damaged, significantly damaged) and friability (i.e., easily crumbled, pulverized, or reduced to powder by hand pressure) of suspect ACM was noted for each material. The friability of each sampled material was determined by hand-touch.

- Surfacing materials, including spray-applied or troweled on wall/ceiling coatings,
- Thermal system insulation (TSI), including pipe insulation, duct insulation, boiler lagging and
- Miscellaneous materials, including ceiling panels/tiles, floor tiles and mastic, gaskets (if accessible), and wallboard/joint compound.

Suspected ACMs were grouped into homogeneous areas (i.e., a material that is uniform in texture, color, date of application, use or system, and appears identical in every other aspect). Homogeneous areas were determined by the TDSHS licensed Asbestos Inspector(s) based upon date of installation and uniformity or color and texture. Fiberglass, foam glass, rubber or wood products, plastic products, glass and steel were not sampled since they are not considered suspect ACM.

### 1.2 Laboratory Analysis

A total of eighty-four (84) bulk samples were collected from the selected areas of the interior and exterior of the building. Samples were deposited in secure containers for transport to the analytical laboratory.

Bulk suspect asbestos samples were submitted under secure chain of custody and were analyzed utilizing Polarized Light Microscopy (PLM), following the USEPA PLM Method EPA-600/R-93/116. The bulk samples were analyzed by Moody Labs (Moody), in Farmers Branch, Texas. Moody is accredited by the National Institute of Standards and Technology National Voluntary Laboratory Accreditation Program (NVLAP No. 102056-0) and licensed by TDSHS (license number 300084).

A summary of TTL's asbestos sampling, including analytical results, sample number, material descriptions, sample locations, material condition, friability and estimated quantities is provided in Table 1 below.

| TABLE 1: Asbestos Sample Results Summary<br>Building 140<br>1117 Eagle Drive<br>JBSA – Chapman Training Annex, Texas 78245 | | | | | | |
|---|---|---|---|---|---|---|
| Sample No. | Suspect Material | Sample Location | Asbestos % | Estimated Quantities | Friability (F/NF) | Condition |
| 1-01, 02,03 | Steam Boiler Insulation | Boiler Room | 10% Amosite<br>10% Chrysotile | 50 SF | F | D |
| 2-01, 02,03 | Insulation on Domestic Hot Water Tank | Boiler Room | 65% Chrysotile | 50 SF | F | D |
| 3-01, 02,03 | Steam Line Pipe Wrap / Insulation | Boiler Room, East Restrooms | 20% Amosite | 250 LF | F | D |
| 4-01, 02,03 | Textured CMU | Boiler Room, Main Gym, Southwest Room | None Detected | N/A | F | D |
| 5-01, 02,03 | Thin Door Sealant | Boiler Room & Boiler Room Loft | 2% Chrysotile | 20 SF | NF | SD |
| 6-01, 02,03 | Thick Door Sealant | Main Gym | 2% Chrysotile | 20 SF | NF | SD |
| 7-01, 02,03 | Drywall System | Southeast Restrooms | JC: 2% Chrysotile<br>TX: 2% Chrysotile | 900 SF | NF | SD |
| 8-01, 02,03 | 12” x 12” Green VCT | South Hallway, East Entry | None Detected | N/A | NF | SD |
| 9-01, 02,03 | 9” x 9” Dark Green VCT & Black Mastic | East Entry, Southeast Room | FT: 5% Chrysotile<br>M: 3% Chrysotile | 300 SF | NF | SD |
| 10–01, 02, 03 | Red Vinyl Flooring with Treads | South Hallway, East Entry | None Detected | N/A | NF | D |
| 11-01, 02,03 | Paper Backing and Mastic | Beneath Wood Flooring in Main Gym | None Detected | N/A | NF | D |
| 12-01, 02,03 | Black Cove Base / Mastic | Main Gym | None Detected | N/A | NF | D |
| 13-01, 02,03 | Brown 4” Cove Base / Mastic | South Room | None Detected | N/A | NF | D |
| 14-01, 02,03 | Grey Cove Base / Mastic | East Entry | None Detected | N/A | NF | D |
| 15-01, 02,03 | 2’ x 2’ Dot & Fissures Ceiling Tile | South & Southwest Rooms | None Detected | N/A | F | SD |
| 16-01, 02,03 | 1’ x 1’ Pin Hole Ceiling Tile | South & Southwest Rooms | None Detected | N/A | F | SD |
| 17-01, 02,03 | Drywall Ceiling System with Black Paper Backing | South & Southwest Rooms | None Detected | N/A | F | D |
| 18-01, 02,03 | Tan Mastic associated with Mirror | Southwest Room | None Detected | N/A | NF | D |
| 19-01, 02,03 | 1” Ceramic Floor tile, Grout, & Thin set | East and South Restrooms | None Detected | N/A | NF | D |
| 20–01, 02, 03 | 4” Ceramic Wall Tile, Grout, & Thin set | South Restroom | TS: 2% Chrysotile | 1,000 SF | NF | D |
| 21-01, 02,03 | White Mastic on HVAC | South Room | None Detected | N/A | NF | SD |
| 22-01, 02,03 | Carpet Mastic | Southeast Room, South Hallway | None Detected | N/A | NF | D |
| 23-01, 02,03 | Mastic below Rubber Flooring | South Room | None Detected | N/A | NF | D |

© 2026, TTL, Inc.

| TABLE 1: Asbestos Sample Results Summary<br>Building 140<br>1117 Eagle Drive<br>JBSA – Chapman Training Annex, Texas 78245 | | | | | | |
|---|---|---|---|---|---|---|
| Sample No. | Suspect Material | Sample Location | Asbestos % | Estimated Quantities | Friability (F/NF) | Condition |
| 24-01, 02,03 | Texture and Grout associated with Brick | East Restrooms | None Detected | N/A | NF | D |
| 25-01, 02,03 | Exterior Tan Mastic on HVAC | Exterior | None Detected | N/A | NF | SD |
| 26-01, 02,03 | Sealant on CMU | Exterior | 2% Chrysotile | 50 SF | NF | D |
| 27-01, 02,03 | CMU Texture and Grout | Exterior | None Detected | N/A | NF | SD |
| 28-01, 02,03 | Window Glazing | Exterior | 2% Chrysotile | 20 SF | NF | SD |

**LEGEND**

SF – Square Feet
G – Good
D – Damaged
SD – Significantly Damaged
PACM – Presumed Asbestos-Containing Materials
VCT – Vinyl Composition Tile
F – Friable
NF – Non-Friable
N/A – Not Applicable
* – Positive for Asbestos
FT – Floor Tile
M - Mastic
TX – Texture
JC – Joint Compound

## 1.3 Findings

The laboratory analytical results identified asbestos at 1% or greater in the following materials:

- Steam boiler insulation found in boiler room.
- Dometic hot water pipe insulation found in boiler room.
- Steam line pipe wrap insulation found in boiler room and east restrooms.
- Thin sealant found on door in boiler room.
- Thick sealant found on door in main gym.
- Drywall system found in the southeast restrooms.
- 9” x 9” dark green VCT and black mastic found in east entry and southeast room.
- Thin set associated with 4” ceramic wall tile found in south restroom.
- Sealant on CMU found on the exterior of the building.
- Window glazing found on the exterior of the building.

Due to the lack of safe access to the roof, materials should be assumed to be ACM and removed under NESHAP methods.

The site sample location map is provided in Appendix A. The laboratory report and chain of custody are provided in Appendix B.

## 1.4 Asbestos Recommendations

ACMs identified at the building that will be impacted by renovation or demolition should be removed and disposed of in accordance with federal, state, and local regulation, prior to disturbance. It is recommended that the asbestos abatement must be performed by a TDSHS licensed asbestos abatement contractor in accordance with a project design prepared by a TDSHS licensed asbestos consultant. In addition, third party air monitoring should be performed during the abatement. Prior to initiating an asbestos abatement project, written notification must be provided no later than 10 calendar days prior to starting abatement.

Contractors should use caution during construction related activities as concealed suspect ACM or other hazardous materials that were not previously analyzed may be encountered. If additional material, not previously sampled are later identified during construction related activities, then supplemental sample should be performed.

Materials that were noted as none-detected for asbestos may be disposed of as general construction debris.

## 2.0 LEAD BASED PAINT SURVEY

As part of the Hazardous Materials Survey, TTL representative Mr. Nicolas Espino, a Texas Department of State Health Services (TDSHS) certified Lead Risk Assessor (license number 2071258) conducted a lead-based paint (LBP) survey at the Site on January 22, 2026.

### 2.1 Sampling Methods

The LBP sampling was conducted in general accordance with sampling guidelines and methodologies documented in the U.S. Department of Housing and Urban Development (HUD) *Guidelines for the Evaluation and Control of Lead-Based Paint Hazards in Housing*, Second Edition dated July 2012 and *EPA Lead: Requirements for Lead-Based Paint Activities in Target Housing and Child-Occupied Facilities*, dated August 1996. Paint chip sampling methods were utilized to complete this survey.

Lead-based paint (LBP) is defined as paint containing >1.0 milligrams per square centimeter ($mg/cm^2$) as measured by >0.5% of lead by weight as analyzed by Atomic Absorption, for the purposes of renovation and/or demolition work. Occupational Safety and Health Administration (OSHA) defines LBP as any paint containing detectable amounts of lead.

The scope of work required a visual inspection and sampling of all painted surfaces from the Site. Paint chip samples were collected from painted areas throughout the Site.

### 2.2 Paint Chip Sample Summary

A total of twenty-three (23) paint chip samples were collected from painted areas at the Site. The samples were submitted to SanAir Technologies Laboratory, North Chesterfield, Virginia. The samples were analyzed for total lead utilizing EPA Method SW846/M3050B/7000B. A summary of the samples collected, and analytical results are presented in Table 2.

| Table 2: Lead Based Paint Sample Results<br>Building 140<br>1117 Eagle Drive<br>JBSA – Chapman Training Annex, Texas 78245 | | | | |
|---|---|---|---|---|
| Sample ID | Paint Color / Substrate | Sample Location | Lead Concentration % by Weight | Approximate Quantity (SF) |
| L-01 | Cream Paint on Metal Ceiling | Boiler Room Loft | 0.650 | 1,000 SF |
| L-02 | Blue Paint on Wood Door | Boiler Room Loft | 0.220 | N/A |
| L-03 | Blue Paint on Metal Railing | Boiler Room Loft | 18.560 | 20 SF |
| L-04 | Yellow Paint on Metal Pipe | Boiler Room | 1.961 | 20 SF |
| L-05 | Grey Paint on Domestic Hot Water Tank Insulation Cover | Boiler Room | 0.165 | N/A |
| L-06 | Black Paint on Metal Boiler | Boiler Room | 0.262 | N/A |
| L-07 | Grey Paint on Metal Domestic Hot Water Tank | Boiler Room | 0.153 | N/A |
| L-08 | Green Paint on CMU Wall | Boiler Room | 0.553 | 250 SF |
| L-09 | Brown Paint on Concrete | Exterior North Entrance | 0.011 | N/A |
| L-10 | Brown Paint on Wood Door | Exterior West Entrance | 2.151 | 500 SF |
| L-11 | White Paint on CMU Wall | Exterior South | <0.010 | N/A |
| L-12 | Brown Paint on Metal Railing | Exterior South Entrance | 2.481 | 100 SF |
| L-13 | Cream Paint on HVAC Duct Insulation | Exterior South | <0.009 | N/A |
| L-14 | Cream Paint on Concrete Wall | Exterior South | 0.057 | N/A |
| L-15 | White on Metal Downspout | Exterior East | 0.222 | N/A |
| L-16 | White Paint Layered Over Brown on Concrete Wall | Exterior | <0.009 | N/A |
| L-17 | Red Paint on Metal Doors | East Restroom | 0.062 | N/A |
| L-18 | Black Paint on Metal Door Frame | West Restroom | <0.009 | N/A |
| L-19 | Red Paint on CMU Wall | Main Gym | <0.009 | N/A |
| L-20 | Black Paint on CMU Wall | Main Gym | <0.009 | N/A |
| L-21 | Yellow Paint on CMU Wall | Main Gym | <0.009 | N/A |
| L-22 | White Paint on Drywall | Southeast Restrooms | <0.008 | N/A |
| L-23 | Green Paint on CMUE Wall | Main Gym | <0.009 | N/A |

Laboratory analysis indicated that six (6) of the twenty-three (23) samples collected from the Site indicated a concentration of lead of 0.5% concentration by weight or greater, as noted below:

- Cream Paint on Metal Ceiling (L-01)
- Blue Paint on Metal Railing (L-03)
- Yellow Paint on Metal Pipe (L-04)
- Green Paint on CMU wall (L-08)
- Brown Paint on Wood Door (L-10)
- Brown Paint on Metal Railing (L-12)

A sample location map depicting all sampling locations is included in Appendix A. The laboratory results can be found in Appendix B.

## 2.4 Lead Recommendations

Contractor(s) should be made aware of the results for LBP. LBP that is in poor or deteriorated condition or that is disturbed during renovation by dry sanding, scraping, brushing, or burning can produce dust with lead, which can be inhaled or enter the body from hand-to-mouth contact.

Prior to performing renovation or demolition activities, the contractor should be made aware of the presence of LBP or potential LBP particularly in the areas of observed damaged paint to satisfy the hazard communication requirements set forth by OSHA regulations. Specifically, the contractors should be required to comply with OSHA regulations including 29 CFR 1926.62, Lead Exposure in Construction: Interim Final Rule and 29 CFR 1926.59, Hazardous Communication for the Construction Industry.

If any renovation, repair or demolition activity will disturb the LBP, engineering controls such as barriers and water should be used to minimize dust levels. The public should be prevented from unauthorized access to the work area. Ambient air monitoring is recommended to document engineering controls are adequate and that the ambient airborne concentrations do not exceed the permissible exposure levels.

## 3.0 LIMITED HAZARDOUS COMPONENTS SURVEY

As part of this Hazardous Materials Survey, a Limited Hazardous Components Survey was conducted at the Site on January 22, 2026.

### 3.1 Purpose and Scope

The purpose of the Hazardous Component Survey was to visually identify suspect hazardous components at the Site. This survey included identifying equipment that may contain Polychlorinated Biphenyls (PCBs) or Mercury that may be handled during renovation. These components may be subject to special handling for recycling or waste disposal prior to demolition activities. A hazardous component location map can be found in Appendix A.

### 3.2 Polychlorinated Biphenyls

PCBs are a class of man-made organic chemicals manufactured and used from the late 1920s until 1979 when the EPA banned its manufacture. PCBs are stable, resistant to acids and bases, have thermal stability, and fire resistance properties. These special properties led to widespread use of PCBs in industrial and commercial applications including electrical, heat transfer, hydraulic, and lighting equipment, caulks, paint, coatings, etc. The EPA regulates PCBs through several statutes, the most comprehensive of which is the Toxic Substances Control Act of 1976 codified in 40 CFR Part 761. This regulation governs the use, marking, storage, recording, and disposal of PCBs and PCB waste. In Texas, PCB waste is regulated by the Texas Commission on Environmental Quality (TCEQ) through 30 Texas Administrative Code (TAC) Chapter 335.

<u>Fluorescent Lamp Ballasts</u>

Fluorescent Lamp Ballasts (FLBs) manufactured prior to July 1, 1979 may contain PBCs. FLB manufactured between July 1. 1978 and July 1, 1998 that do not contain PCBs must be labeled “No PCBs”. If an FLB is not labeled "No PCBs", it is best to assume it contains PCBs unless it is known to be manufactured after 1979. FLBs manufactured after 1998 are not required to be labeled.

To inspect a light fixture for the presence of PCBs, parts of the fixture were temporarily removed to expose the ballast (if present) and identify a “no PCBs” label. A photograph was taken for every newly encountered ballast before the fixture was reassembled. Details regarding the styles of fluorescent light fixtures identified are provided below.

Approximately 64 individual ceiling mounted FLBs were observed throughout the building. Approximately 10% of these fixtures were disassembled and the “No PCBs” label was observed.

<u>Electric Transformers</u>

Dielectric fluids in electrical transformers may contain PCBs. Pole mounted transformers were observed near the exterior on the east side of the building. The labels did not indicate the presence or absence of PCBs – additional investigation is required to determine the presence of PCBs in the dielectric fluids therein.

### 3.3 Mercury

Mercury is found in thermostats, switches, thermometers, compact fluorescent bulbs and fluorescent and high-intensity discharge lamps.

Approximately 64 of the ballasts at the Site were equipped with mercury containing fluorescent tube bulbs. 44 of these ballasts were equipped with “U” shaped mercury containing bulbs. 20 of the ballasts were equipped with two (2) mercury containing tube bulbs per ballast. They should be disposed of in accordance with applicable rules and regulations. All fluorescent bulbs must be disposed of as a Universal Waste at an EPA approved recycling facility prior to any renovation / demolition activities.

All thermostats observed throughout the building were electric and do not contain mercury. All thermostats must be disposed as Universal Waste at an EPA approved recycling facility prior to any renovation / demolition activities.

### 3.4 Additional Hazardous Components

Approximately six (6) Illuminated exit signs and eight (8) emergency lighting systems were observed throughout the building. Approximately 10% of these fixtures were disassembled and they were found to contain Lead Acid back-up batteries. These batteries must be disposed of as Universal Waste at an EPA approved recycling facility prior to any renovation / demolition activities.

Approximately fifty-four ceiling mounted lighting fixtures with Halogen bulbs were observed in the main gym and Squash Courts. These bulbs can be disposed of as regular waste.

## 4.0 LIMITED MOLD ASSESSMENT

As part of the Hazardous Materials Survey, On January 22, 2026, TTL representative Mr. Nicolas Espino, a Texas Department of Licensing and Regulation (TDLR) licensed Mold Assessment Consultant (MAC) completed a limited mold assessment and sampling of the Site area, which included the following.

## 4.1 LIMITED MOLD ASSESSMENT METHODS

TTL conducted a limited mold assessment in accordance with TDLR *Texas Mold Assessors and Remediators Administrative Rules* (TMARR) as well as applicable portions of the Institute of Inspection, Cleaning and Restoration Certifications (IICRC) Standard and Reference Guide for Professional Water Damage Restoration, Fourth Addition and the American Society for Testing and Materials (ASTM) D7338-14 Standard Guide for Assessment of Fungal Growth in Buildings. The assessment included the following:

### 4.1.1 Building Materials Moisture Assessment

The relative moisture content (MC) of building materials potentially affected by moisture/water intrusion were measured by a moisture meter and or an infrared (IR) camera to identify temperature differentials that may be associated with wet building materials.

### 4.1.2 Indoor Air Parameters

TTL collected measurements of indoor relative humidity and temperature concentrations, as well as outdoors for comparison purposes utilizing a hand-held direct read instrument.

### 4.1.3 Bioaerosol Samples

Samples were collected in accordance with the American Council of Government Industrial Hygienist (ACGIH) protocol outlined in "Bioaerosols: Assessment and Control". Samples were collected by drawing air across an adhesive material within a "spore trap" cassette. Ambient air is drawn over the spore trap using a high-volume vacuum pump, calibrated to draw 15 liters of air per minute, for five minutes.

### 4.1.4 Surface Samples

Surface samples were collected via Tape Lift method from the surface of the select areas/materials with signs of suspect visible mold growth (SVMG) using clear adhesive tape. One side of the tape is pressed against an environmental surface to gather a representative sample of transient materials, such as mold spores

## 4.2 MOLD ASSESSMENT FINDINGS

### 4.2.1 Visual Observations and Building Materials Moisture Assessment

Visible mold growth was observed on the ceiling tiles in the south room, the wall and ceiling of the southwest room, in the southeast Men's restroom, and the walls of the east restrooms. Water damage was observed in the locker room and on the wood in the southwest room and the east restrooms.

Moisture meter readings were taken from the building materials at the Site indicated the materials were dry at the time of the assessment.

### 4.2.2 Indoor Air Parameters

The American Society of Heating, Refrigerating and Air Conditioning Engineers (ASHRAE) Standard 62.1-2016, *Ventilation for Acceptable Indoor Mold* recommends an indoor temperature of 68$^{0}$ Fahrenheit (F) to 74$^{0}$F in the winter and 72$^{0}$F to 80$^{0}$F in the summer, and an indoor relative humidity (RH) level of <65% to reduce the likelihood of conditions that can lead to microbial growth. Table 3, found below, lists the conditions observed during the assessment.

| Table 3: Indoor Air Parameters<br>Building 140<br>1117 Eagle Drive<br>JBSA – Chapman Training Annex, Texas 78245 | | |
|---|---|---|
| Area / Location | Temperature $^0$F | Relative Humidity (RH) % |
| Main Gym | 66.5 | 51.7 |
| Southwest Room | 66.5 | 59.9 |
| Pre-Assessment – Exterior | 73.5 | 45.9 |

The RH readings taken throughout the Site showed RH were within normal range. The temperature throughout the building was slightly below industry standards.

### 4.2.2 Bioaerosol Sample Results

Two (2) indoor spore trap samples were collected from the Site, and one (1) outdoor sample for comparison. Samples were submitted under chain of custody to Moody Labs (Moody) located in Farmers Branch, Texas. Moody is a TDLR license Mold Lab (LAB0117) and accredited by the American Industrial Hygiene Association (AIHA) (102577). Summary of sample results can be found on the table below:

| Table 4: Air Spore Sample Results<br>Building 140<br>1117 Eagle Drive<br>JBSA – Chapman Training Annex, Texas 78245 | | | |
|---|---|---|---|
| Sample ID. | OS-01 | ST-01 | ST-02 |
| Sample Location | Pre-Assessment Outdoor | Main Gym | Southwest Room |
| Identification | Spores/m³ | Spores/m³ | Spores/m³ |
| Alternaria | 67 | **253** | **267** |
| Arthrinium | | 13 | |
| Ascospores | 360 | 347 | **480** |
| Aspergillus / Penicillium | 893 | **2675** | **1013** |
| Basidiospores | 240 | **840** | **307** |
| Cercospora / Pseudocercospora | | **53** | |
| Cladosporium | 893 | **4320** | **3633** |
| Coprinus group | | **213** | **227** |
| Curvularia | | **27** | **27** |
| Diatrypaceae | 107 | | 107 |
| Dreschslera/Bipolaris /Helminthosporum / Exserohilum group | | **253** | **80** |
| Fusarium | 13 | **27** | |
| Ganoderma | | **120** | **53** |
| Hyphal / Spore Fragments - Dematiaceous | 160 | **853** | **413** |
| Hyphal / Spore Fragments - Hyaline | | **80** | **13** |
| Myxomycete / Periconia / Rust / Smut | 120 | **613** | **507** |
| Nigrospora | 93 | **160** | **133** |
| Paecilomyces | 187 | | |
| Pithomyces | | **67** | **53** |
| Stachybotrys | | **27** | |
| Stemphylium | | **13** | |
| Torula | | **27** | |
| **Spores/m³ Total** | **3133** | **10981** | **7313** |

Laboratory results indicated higher levels of mold spores in the indoor samples of of the building compared to the outdoor control sample.

A sample location map is found in Appendix A. Laboratory analysis results can be found in Appendix B.

### 4.2.3 Surface Sample Results

During the mold assessments, one (1) tape lift surface sample was collected from the drywall in Men's Southeast Restroom where suspect microbial growth was observed.

Clear tape was applied to the surface of suspect microbial growth. The sample was submitted under chain of custody to Moody Labs (Moody) located in Farmers Branch, Texas. Moody is a TDLR license Mold Lab (LAB0117) and accredited by the American Industrial Hygiene Association (AIHA) (102577).

Sample locations can be found in the sample location map in Appendix A. The laboratory analysis for surface tape sample collected during the mold assessment is presented in the table below and the analytical results are provided in Appendix B.

| Table 5: Surface Tape Sample Results<br>Building 140<br>1117 Eagle Drive<br>JBSA – Chapman Training Annex, Texas 78245 | | | |
|---|---|---|---|
| Sample No | Location/Surface | Spore Identification | Prevalence of Mold |
| T-01 | Drywall Surface / Men's Southeast Restroom | Cladosporium | Moderate |

Laboratory results indicated moderate levels of mold spores from the tape sample on the surface where the sample was collected.

## 4.3 MOLD ASSESSMENT CONCLUSIONS

- The indoor spore trap samples of the building indicated higher levels of total mold spores compared to the outdoor comparison sample.
- Tape sample results indicated moderate levels of mold spores from the tape samples which confirm the presence of mold growth on the drywall in the southeast Men's restroom where the sample was collected.
- The mold growth is likely due to roof leaks coupled with the lack of HVAC conditioning in the building.
- The temperature of the building was slightly below industry standards.

# APPENDIX A

# SAMPLE LOCATION MAPS

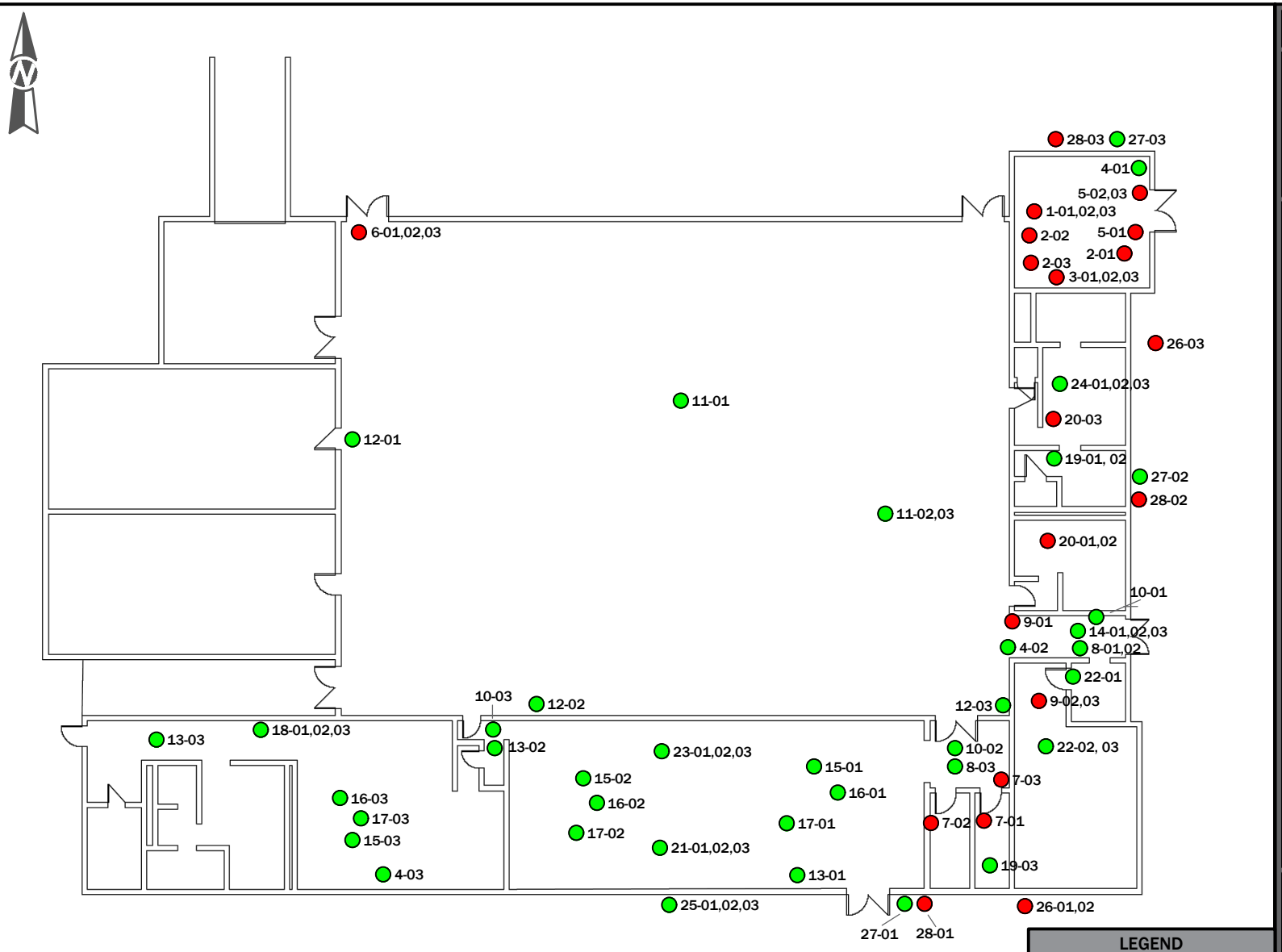


EXHIBIT
***A-1***

| | |
|---|---|
| Drawn By: | DS |
| Checked By: | NE |
| Date: | 01/26/2026 |
| Scale: | NOT TO SCALE |
| Proj. No.: | 26-09-00191.00 |
| File Name: | JBSA-Chapman-140.dwg |

**ASBESTOS CONTAINING MATERIALS SAMPLE LOCATIONS**

**BUILDING 140**
**1117 EAGLE DRIVE**
**JBSA - CHAPMAN TRAINING ANNEX**
**SAN ANTONIO, TEXAS 78245**

**LEGEND**

- POSITIVE ASBESTOS CONTAINING MATERIALS SAMPLE LOCATION
- NEGATIVE ASBESTOS CONTAINING MATERIALS SAMPLE LOCATION


TTL

17215 Jones Maltsberger Road
San Antonio, TX 78247
210.888.6100 | www.ttlusa.com
TBPE Firm Registration F-12622

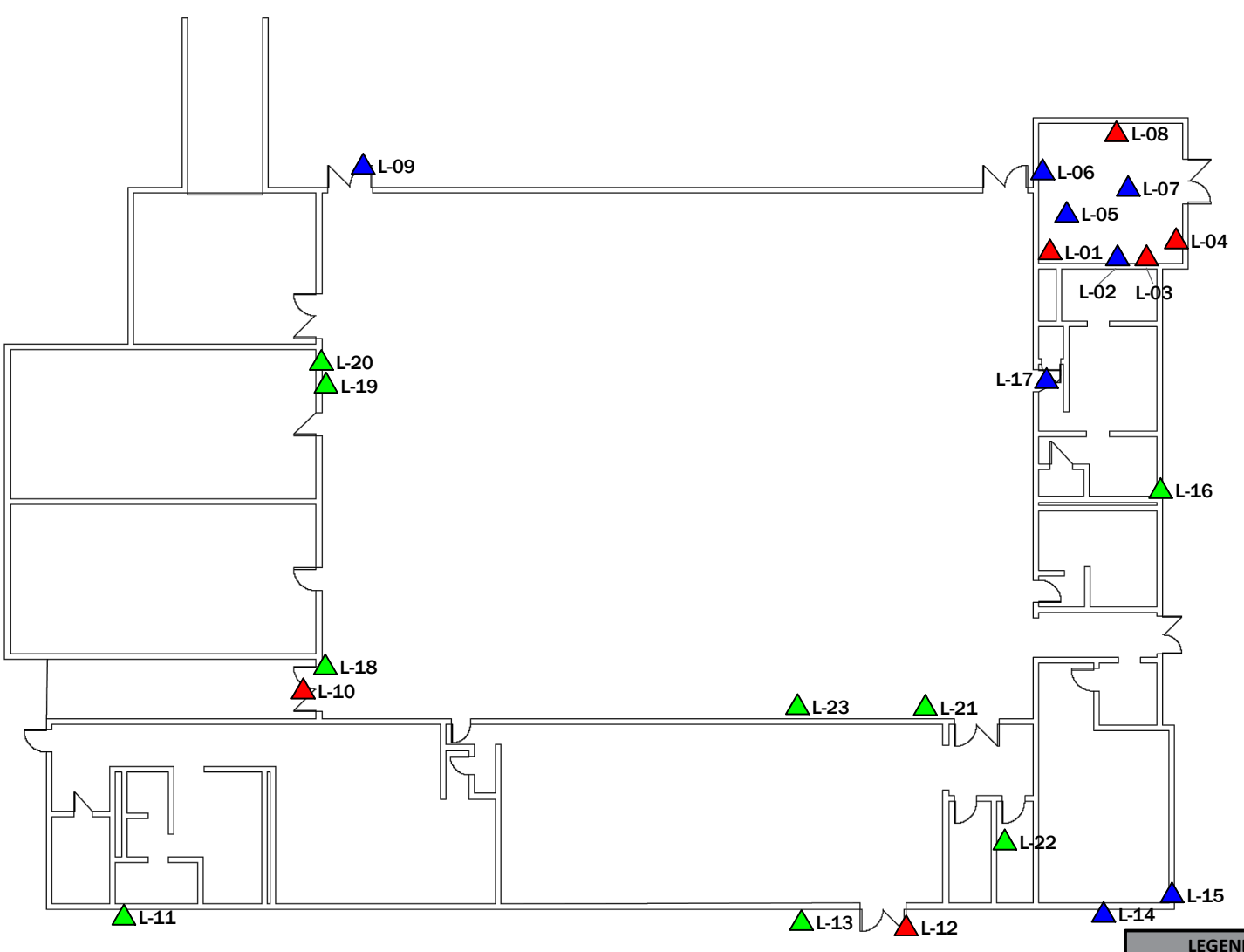


EXHIBIT
***A-2***

| | |
|---|---|
| Drawn By: | DS |
| Checked By: | NE |
| Date: | 01/26/2026 |
| Scale: | NOT TO SCALE |
| Proj. No.: | 26-09-00191.00 |
| File Name: | JBSA-Chapman-140.dwg |

**LEAD BASED PAINT SURVEY SAMPLE LOCATIONS**

**BUILDING 140**
**1117 EAGLE DRIVE**
**JBSA - CHAPMAN TRAINING ANNEX**
**SAN ANTONIO, TEXAS 78245**

**LEGEND**

- <10 ug REPORTING LIMIT FOR LEAD PAINT CHIP SAMPLE LOCATION
- <0.5% CONCENTRATION BY WEIGHT LBP SAMPLE LOCATION
- >0.5% CONCENTRATION BY WEIGHT LBP SAMPLE LOCATION

TTL
17215 Jones Maltsberger Road
San Antonio, TX 78247
210.888.6100 | www.ttlusa.com
TBPE Firm Registration F-12622

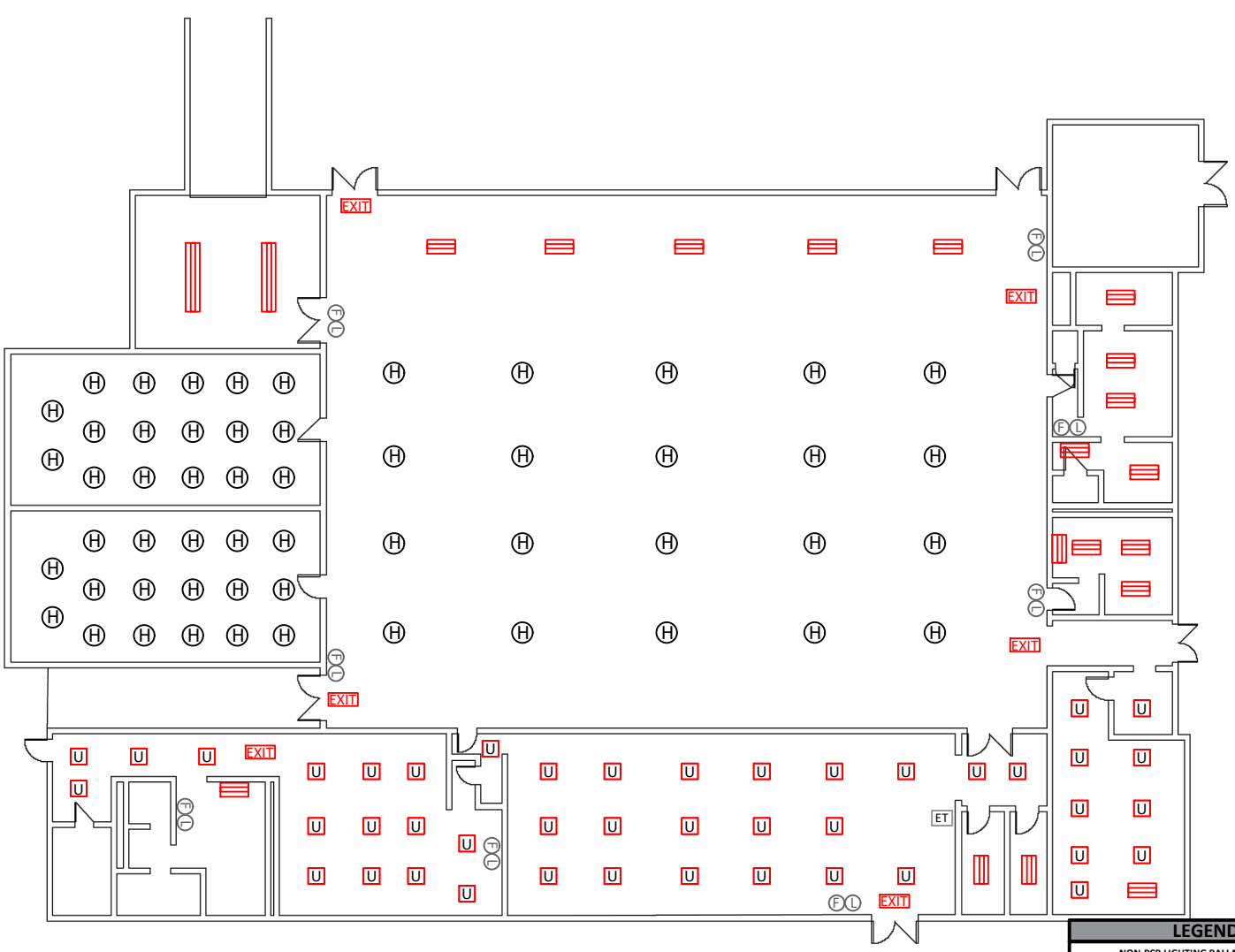


## LEGEND

- NON-PCB LIGHTING BALLAST WITH TWO (2) MERCURY CONTAINING BULBS
- U — NON-PCB LIGHTING BALLAST AND "U" SHAPED MERCURY CONTAINING BULB
- H — LIGHTING WITH HALOGEN BULBS
- EXIT — ILLUMINATED EXIT SIGN WITH LEAD ACID BATTERY
- F L — EMERGENCY FLOOD LIGHTS WITH LEAD ACID BATTERY
- ET — ELECTRONIC THERMOSTAT

EXHIBIT
*A-3*

| | |
|---|---|
| Drawn By: | DS |
| Checked By: | NE |
| Date: | 1/30/2026 |
| Scale: | NOT TO SCALE |
| Proj. No.: | 26-09-00191.00 |
| File Name: | JBSA-Chapman-140.dwg |

# HAZARDOUS COMPONENTS SURVEY

BUILDING 140
1117 EAGLE DRIVE
JBSA - CHAPMAN TRAINING ANNEX
SAN ANTONIO, TEXAS 78245

TTL
17215 Jones Maltsberger Road
San Antonio, TX 78247
210.888.6100 | www.ttlusa.com
TBPE Firm Registration F-12622

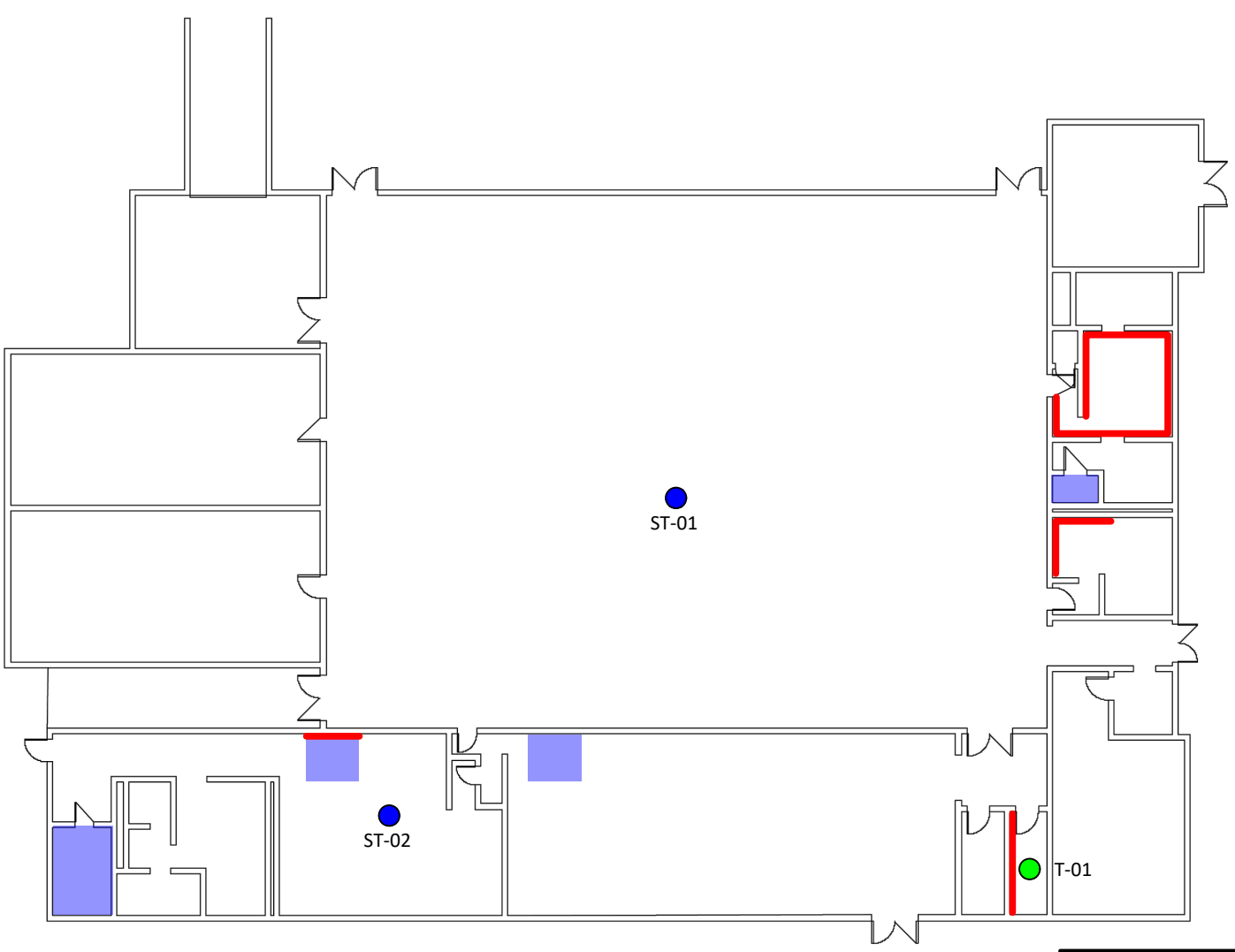


| EXHIBIT A-4 | |
|---|---|
| Drawn By: | DS |
| Checked By: | NE |
| Date: | 1/30/2026 |
| Scale: | NOT TO SCALE |
| Proj. No.: | 26-09-00191.00 |
| File Name: | JBSA-Chapman-140.dwg |

# MOLD ASSESMENT SAMPLE LOCATION MAP

BUILDING 140
1117 EAGLE DRIVE
JBSA - CHAPMAN TRAINING ANNEX
SAN ANTONIO, TEXAS 78245

## LEGEND

- VISIBLE MOLD GROWTH ON WALLS
- WATER DAMAGE LOCATIONS
- SURFACE TAPE SAMPLE LOCATION
- SPORE TRAP SAMPLE LOCATION

TTL
17215 Jones Maltsberger Road
San Antonio, TX 78247
210.888.6100 | www.ttlusa.com
TBPE Firm Registration F-12622

# APPENDIX B
# LABORATORY RESULTS

# PLM Summary Report

2051 Valley View Lane
Farmers Branch, TX 75234 Phone: (972) 241-8460

NVLAP Lab Code 102056-0
TDSHS License No. 300084

| | | | |
|---|---|---|---|
| Client : | TTL - San Antonio | Lab Job No. : | 26B-00995 |
| Project : | Bldg 140, JBSA Chapman Training Annex | Report Date : | 02/09/2026 |
| Project # : | 26-09-00191.00 | Sample Date : | 01/22/2026 |
| Identification : | Asbestos, Bulk Sample Analysis | | |
| Test Method : | Polarized Light Microscopy / Dispersion Staining (PLM/DS)<br>EPA Method 600 / R-93 / 116 | | |



On 1/30/2026, eighty four (84) bulk material samples were submitted by a representative of TTL - San Antonio for asbestos analysis by PLM/DS. The PLM Detail Report is attached; additional information may be found therein. The results are summarized below:

| Sample Number | Client Sample Description / Location | Asbestos Content |
|---|---|---|
| 01-01 | Steam Boiler Insulation, Boiler Room | 10% Amosite - Thermal Insulation<br>10% Chrysotile - Thermal Insulation |
| 01-02 | Steam Boiler Insulation, Boiler Room | Not Analyzed - Positive Stop |
| 01-03 | Steam Boiler Insulation, Boiler Room | Not Analyzed - Positive Stop |
| 02-01 | Domestic Hot Water Tank Insulation, Boiler Room | 65% Chrysotile - Thermal Insulation |
| 02-02 | Domestic Hot Water Tank Insulation, Boiler Room | Not Analyzed - Positive Stop |
| 02-03 | Domestic Hot Water Tank Insulation, Boiler Room | Not Analyzed - Positive Stop |
| 03-01 | Steam Line Pipe Wrap, Boiler Room, East Restrooms | 20% Amosite - Thermal Insulation |
| 03-02 | Steam Line Pipe Wrap, Boiler Room, East Restrooms | Not Analyzed - Positive Stop |
| 03-03 | Steam Line Pipe Wrap, Boiler Room, East Restrooms | Not Analyzed - Positive Stop |
| 04-01 | CMU Texture, Boiler Room, Main Gym, Southwest Room | None Detected - CMU<br>None Detected - Paint / Texture |
| 04-02 | CMU Texture, Boiler Room, Main Gym, Southwest Room | None Detected - CMU<br>None Detected - Paint / Texture |
| 04-03 | CMU Texture, Boiler Room, Main Gym, Southwest Room | None Detected - CMU<br>None Detected - Paint / Texture |
| 05-01 | Door Sealant Thin, Boiler Room and Boiler Room Loft | 2% Chrysotile - Sealant |
| 05-02 | Door Sealant Thin, Boiler Room and Boiler Room Loft | Not Analyzed - Positive Stop |
| 05-03 | Door Sealant Thin, Boiler Room and Boiler Room Loft | Not Analyzed - Positive Stop |
| 06-01 | Door Sealant Thick, Main Gym | 2% Chrysotile - Sealant |
| 06-02 | Door Sealant Thick, Main Gym | Not Analyzed - Positive Stop |
| 06-03 | Door Sealant Thick, Main Gym | Not Analyzed - Positive Stop |

# PLM Summary Report

2051 Valley View Lane
Farmers Branch, TX 75234 Phone: (972) 241-8460

NVLAP Lab Code 102056-0
TDSHS License No. 300084

| | | | |
|---|---|---|---|
| Client : | TTL - San Antonio | Lab Job No. : | 26B-00995 |
| Project : | Bldg 140, JBSA Chapman Training Annex | Report Date : | 02/09/2026 |
| Project # : | 26-09-00191.00 | Sample Date : | 01/22/2026 |
| Identification : | Asbestos, Bulk Sample Analysis | | |
| Test Method : | Polarized Light Microscopy / Dispersion Staining (PLM/DS)<br>EPA Method 600 / R-93 / 116 | | |



On 1/30/2026, eighty four (84) bulk material samples were submitted by a representative of TTL - San Antonio for asbestos analysis by PLM/DS. The PLM Detail Report is attached; additional information may be found therein. The results are summarized below:

| Sample Number | Client Sample Description / Location | Asbestos Content |
|---|---|---|
| 07-01 | Drywall System, Southeast Restrooms | None Detected - Drywall Material<br>2% Chrysotile - Joint Compound<br>2% Chrysotile - Texture |
| 07-02 | Drywall System, Southeast Restrooms | Not Analyzed - Positive Stop |
| 07-03 | Drywall System, Southeast Restrooms | Not Analyzed - Positive Stop |
| 08-01 | 12" x 12" Vinyl Composition Tile (Green), South Hallway, East Entry | None Detected - Yellow Mastic<br>None Detected - Floor Tile<br>None Detected - Yellow Mastic |
| 08-02 | 12" x 12" Vinyl Composition Tile (Green), South Hallway, East Entry | None Detected - Yellow Mastic<br>None Detected - Floor Tile<br>None Detected - Yellow Mastic |
| 08-03 | 12" x 12" Vinyl Composition Tile (Green), South Hallway, East Entry | None Detected - Yellow Mastic<br>None Detected - Floor Tile<br>None Detected - Yellow Mastic |
| 09-01 | 9" x 9" Vinyl Composition Tile (Dark Green), East Entry, Southeast Room | 5% Chrysotile - Floor Tile<br>3% Chrysotile - Black Mastic |
| 09-02 | 9" x 9" Vinyl Composition Tile (Dark Green), East Entry, Southeast Room | Not Analyzed - Positive Stop |
| 09-03 | 9" x 9" Vinyl Composition Tile (Dark Green), East Entry, Southeast Room | Not Analyzed - Positive Stop |
| 10-01 | Vinyl Flooring (Red) with Treads, South Hallway, East Entry | None Detected - Flooring<br>None Detected - Brown Mastic |
| 10-02 | Vinyl Flooring (Red) with Treads, South Hallway, East Entry | None Detected - Flooring<br>None Detected - Brown Mastic |
| 10-03 | Vinyl Flooring (Red) with Treads, South Hallway, East Entry | None Detected - Flooring<br>None Detected - Brown Mastic |
| 11-01 | Paper Backing and Mastic, Beneath Wood Flooring in Main Gym | None Detected - Tar Paper |

# PLM Summary Report

2051 Valley View Lane
Farmers Branch, TX 75234 Phone: (972) 241-8460

NVLAP Lab Code 102056-0
TDSHS License No. 300084

| | | | |
|---|---|---|---|
| Client : | TTL - San Antonio | Lab Job No. : | 26B-00995 |
| Project : | Bldg 140, JBSA Chapman Training Annex | Report Date : | 02/09/2026 |
| Project # : | 26-09-00191.00 | Sample Date : | 01/22/2026 |
| Identification : | Asbestos, Bulk Sample Analysis | | |
| Test Method : | Polarized Light Microscopy / Dispersion Staining (PLM/DS)<br>EPA Method 600 / R-93 / 116 | | |



On 1/30/2026, eighty four (84) bulk material samples were submitted by a representative of TTL - San Antonio for asbestos analysis by PLM/DS. The PLM Detail Report is attached; additional information may be found therein. The results are summarized below:

| Sample Number | Client Sample Description / Location | Asbestos Content |
|---|---|---|
| 11-02 | Paper Backing and Mastic, Beneath Wood Flooring in Main Gym | None Detected - Tar Paper |
| 11-03 | Paper Backing and Mastic, Beneath Wood Flooring in Main Gym | None Detected - Tar Paper |
| 12-01 | Cove Base (Black), Main Gym | None Detected - Cove Base<br>None Detected - Yellow Mastic |
| 12-02 | Cove Base (Black), Main Gym | None Detected - Cove Base<br>None Detected - Yellow Mastic |
| 12-03 | Cove Base (Black), Main Gym | None Detected - Cove Base<br>None Detected - Yellow Mastic |
| 13-01 | 4" Cove Base (Brown), South Room | None Detected - Cove Base<br>None Detected - Yellow Mastic |
| 13-02 | 4" Cove Base (Brown), South Room | None Detected - Cove Base<br>None Detected - Yellow Mastic |
| 13-03 | 4" Cove Base (Brown), South Room | None Detected - Cove Base<br>None Detected - Yellow Mastic |
| 14-01 | Cove Base (Grey), East Entry | None Detected - Cove Base<br>None Detected - Yellow Mastic |
| 14-02 | Cove Base (Grey), East Entry | None Detected - Cove Base<br>None Detected - Yellow Mastic |
| 14-03 | Cove Base (Grey), East Entry | None Detected - Cove Base<br>None Detected - Yellow Mastic |
| 15-01 | 2' x 2' Ceiling Tile (Dot and Fissure), South and Southwest Rooms | None Detected - Acoustic Tile |
| 15-02 | 2' x 2' Ceiling Tile (Dot and Fissure), South and Southwest Rooms | None Detected - Acoustic Tile |
| 15-03 | 2' x 2' Ceiling Tile (Dot and Fissure), South and Southwest Rooms | None Detected - Acoustic Tile |

# PLM Summary Report

2051 Valley View Lane
Farmers Branch, TX 75234 Phone: (972) 241-8460

NVLAP Lab Code 102056-0
TDSHS License No. 300084

| | | | |
|---|---|---|---|
| Client : | TTL - San Antonio | Lab Job No. : | 26B-00995 |
| Project : | Bldg 140, JBSA Chapman Training Annex | Report Date : | 02/09/2026 |
| Project # : | 26-09-00191.00 | Sample Date : | 01/22/2026 |
| Identification : | Asbestos, Bulk Sample Analysis | | |
| Test Method : | Polarized Light Microscopy / Dispersion Staining (PLM/DS)<br>EPA Method 600 / R-93 / 116 | | |



On 1/30/2026, eighty four (84) bulk material samples were submitted by a representative of TTL - San Antonio for asbestos analysis by PLM/DS. The PLM Detail Report is attached; additional information may be found therein. The results are summarized below:

| Sample Number | Client Sample Description / Location | Asbestos Content |
|---|---|---|
| 16-01 | 1' x 1' Ceiling Tile (Pinhole), South and Southwest Rooms | None Detected - Acoustic Tile |
| 16-02 | 1' x 1' Ceiling Tile (Pinhole), South and Southwest Rooms | None Detected - Acoustic Tile |
| 16-03 | 1' x 1' Ceiling Tile (Pinhole), South and Southwest Rooms | None Detected - Acoustic Tile |
| 17-01 | Drywall Ceiling System with Paper Backing (Black), South and Southwest Rooms | None Detected - Drywall Material |
| 17-02 | Drywall Ceiling System with Paper Backing (Black), South and Southwest Rooms | None Detected - Drywall Material |
| 17-03 | Drywall Ceiling System with Paper Backing (Black), South and Southwest Rooms | None Detected - Drywall Material |
| 18-01 | Mirror Mastic (Tan), Southwest Room | None Detected - Tan Mastic |
| 18-02 | Mirror Mastic (Tan), Southwest Room | None Detected - Tan Mastic |
| 18-03 | Mirror Mastic (Tan), Southwest Room | None Detected - Tan Mastic |
| 19-01 | 1" Ceramic Floor Tile, Grout and Thinset, East and South Restrooms | None Detected - Ceramic Tile<br>None Detected - Grout<br>None Detected - Thinset |
| 19-02 | 1" Ceramic Floor Tile, Grout and Thinset, East and South Restrooms | None Detected - Ceramic Tile<br>None Detected - Grout<br>None Detected - Thinset |
| 19-03 | 1" Ceramic Floor Tile, Grout and Thinset, East and South Restrooms | None Detected - Ceramic Tile<br>None Detected - Grout<br>None Detected - Thinset |
| 20-01 | 4" Ceramic Wall Tile, Grout and Thinset, South Restroom | None Detected - Ceramic Tile<br>None Detected - Grout<br>2% Chrysotile - Thinset |
| 20-02 | 4" Ceramic Wall Tile, Grout and Thinset, South Restroom | Not Analyzed - Positive Stop |
| 20-03 | 4" Ceramic Wall Tile, Grout and Thinset, South Restroom | Not Analyzed - Positive Stop |

# PLM Summary Report

2051 Valley View Lane
Farmers Branch, TX 75234 Phone: (972) 241-8460

NVLAP Lab Code 102056-0
TDSHS License No. 300084

| | | | |
|---|---|---|---|
| Client : | TTL - San Antonio | Lab Job No. : | 26B-00995 |
| Project : | Bldg 140, JBSA Chapman Training Annex | Report Date : | 02/09/2026 |
| Project # : | 26-09-00191.00 | Sample Date : | 01/22/2026 |
| Identification : | Asbestos, Bulk Sample Analysis | | |
| Test Method : | Polarized Light Microscopy / Dispersion Staining (PLM/DS)<br>EPA Method 600 / R-93 / 116 | | |



On 1/30/2026, eighty four (84) bulk material samples were submitted by a representative of TTL - San Antonio for asbestos analysis by PLM/DS. The PLM Detail Report is attached; additional information may be found therein. The results are summarized below:

| Sample Number | Client Sample Description / Location | Asbestos Content |
|---|---|---|
| 21-01 | HVAC Mastic (White), South Room | None Detected - Thermal Insulation<br>None Detected - Duct Tape<br>None Detected - Vinyl Wrap<br>None Detected - White Mastic |
| 21-02 | HVAC Mastic (White), South Room | None Detected - Paper / Foil Wrap<br>None Detected - Duct Tapes<br>None Detected - Vinyl Wrap<br>None Detected - White Mastic |
| 21-03 | HVAC Mastic (White), South Room | None Detected - Duct Tape<br>None Detected - Vinyl Wrap<br>None Detected - White Mastic |
| 22-01 | Carpet Mastic, Southeast Room, South Hallway | None Detected - Yellow Mastic |
| 22-02 | Carpet Mastic, Southeast Room, South Hallway | None Detected - Yellow Mastic |
| 22-03 | Carpet Mastic, Southeast Room, South Hallway | None Detected - Yellow Mastic |
| 23-01 | Rubber Flooring Mastic, South Room | None Detected - Yellow Mastic |
| 23-02 | Rubber Flooring Mastic, South Room | None Detected - Yellow Mastic |
| 23-03 | Rubber Flooring Mastic, South Room | None Detected - Yellow Mastic |
| 24-01 | Brick Texture and Grout, East Restrooms | None Detected - Grout<br>None Detected - Paint |
| 24-02 | Brick Texture and Grout, East Restrooms | None Detected - Grout<br>None Detected - Paint |
| 24-03 | Brick Texture and Grout, East Restrooms | None Detected - Grout<br>None Detected - Paint |
| 25-01 | Exterior HVAC Mastic (Tan), Exterior | None Detected - Insulation<br>None Detected - Glass Fiber Mesh<br>None Detected - White Mastic |

# PLM Summary Report

2051 Valley View Lane
Farmers Branch, TX 75234 Phone: (972) 241-8460

NVLAP Lab Code 102056-0
TDSHS License No. 300084

| | | | |
|---|---|---|---|
| Client : | TTL - San Antonio | Lab Job No. : | 26B-00995 |
| Project : | Bldg 140, JBSA Chapman Training Annex | Report Date : | 02/09/2026 |
| Project # : | 26-09-00191.00 | Sample Date : | 01/22/2026 |
| Identification : | Asbestos, Bulk Sample Analysis | | |
| Test Method : | Polarized Light Microscopy / Dispersion Staining (PLM/DS)<br>EPA Method 600 / R-93 / 116 | | |



On 1/30/2026, eighty four (84) bulk material samples were submitted by a representative of TTL - San Antonio for asbestos analysis by PLM/DS. The PLM Detail Report is attached; additional information may be found therein. The results are summarized below:

| Sample Number | Client Sample Description / Location | Asbestos Content |
|---|---|---|
| 25-02 | Exterior HVAC Mastic (Tan), Exterior | None Detected - Insulation<br>None Detected - Cotton Wrap<br>None Detected - White Mastic |
| 25-03 | Exterior HVAC Mastic (Tan), Exterior | None Detected - Thermal Insulation<br>None Detected - Paper / Foil Wrap<br>None Detected - White Mastic |
| 26-01 | CMU Sealant, Exterior | 2% Chrysotile - Sealant |
| 26-02 | CMU Sealant, Exterior | Not Analyzed - Positive Stop |
| 26-03 | CMU Sealant, Exterior | Not Analyzed - Positive Stop |
| 27-01 | Exterior CMU Texture and Grout, Exterior | None Detected - Grout<br>None Detected - Paint |
| 27-02 | Exterior CMU Texture and Grout, Exterior | None Detected - Grout<br>None Detected - Paint |
| 27-03 | Exterior CMU Texture and Grout, Exterior | None Detected - Grout<br>None Detected - Paint |
| 28-01 | Exterior Window Glazing, Exterior | 2% Chrysotile - Window Glazing |
| 28-02 | Exterior Window Glazing, Exterior | Not Analyzed - Positive Stop |
| 28-03 | Exterior Window Glazing, Exterior | Not Analyzed - Positive Stop |

These samples were analyzed by layers. Quantification, unless otherwise noted, is performed by calibrated visual estimate. The test report shall not be reproduced except in full without written approval of the laboratory. The results relate only to the items tested. These test results do not imply endorsement by NVLAP or any agency of the U.S. Government. Accredited by the National Voluntary Laboratory Accreditation Program for Bulk Asbestos Fiber Analysis under Lab Code 102056-0.

Analyst(s): Isaac Rubio, Tommie Smith

Lab Manager : Heather Lopez — Approved Signatory : Heather Lopez

Lab Director : Bruce Crabb — Approved Signatory : Bruce Crabb

*Moody Labs*
2051 Valley View Lane
Farmers Branch, TX 75234 Phone: (972) 241-8460

# PLM Detail Report

**Supplement to PLM Summary Report**

NVLAP Lab Code 102056-0
TDSHS License No. 300084

Client : TTL - San Antonio
Project : Bldg 140, JBSA Chapman Training Annex
Project # : 26-09-00191.00

Lab Job No. : 26B-00995
Report Date : 02/09/2026



| Sample Number | Layer | % Of Sample | Components | % of Layer | Analysis Date | Analyst |
|---|---|---|---|---|---|---|
| 01-01 | Thermal Insulation (Off-White) | 100% | Amosite | 10% | 02/08 | TS |
| | | | Chrysotile | 10% | | |
| | | | Binders / Fillers | 80% | | |
| 01-02 | Not Analyzed - Positive Stop | 100% | | | 02/08 | TS |
| 01-03 | Not Analyzed - Positive Stop | 100% | | | 02/08 | TS |
| 02-01 | Thermal Insulation (Grey) | 100% | Chrysotile | 65% | 02/08 | TS |
| | | | Binders / Fillers | 35% | | |
| 02-02 | Not Analyzed - Positive Stop | 100% | | | 02/08 | TS |
| 02-03 | Not Analyzed - Positive Stop | 100% | | | 02/08 | TS |
| 03-01 | Thermal Insulation (White) | 100% | Amosite | 20% | 02/08 | TS |
| | | | Binders / Fillers | 80% | | |
| 03-02 | Not Analyzed - Positive Stop | 100% | | | 02/08 | TS |
| 03-03 | Not Analyzed - Positive Stop | 100% | | | 02/08 | TS |
| 04-01 | CMU (Light Grey) | 90% | Aggregate | 65% | 02/08 | TS |
| | | | Cement Binders | 35% | | |
| | Paint / Texture (White) | 10% | Calcite | 25% | | |
| | | | Pigment / Binders | 75% | | |
| 04-02 | CMU (Light Grey) | 90% | Aggregate | 65% | 02/08 | TS |
| | | | Cement Binders | 35% | | |
| | Paint / Texture (White) | 10% | Calcite | 25% | | |
| | | | Pigment / Binders | 75% | | |
| 04-03 | CMU (Light Grey) | 60% | Aggregate | 65% | 02/08 | TS |
| | | | Cement Binders | 35% | | |
| | Paint / Texture (White) | 40% | Calcite | 25% | | |
| | | | Pigment / Binders | 75% | | |
| 05-01 | Sealant (Light Grey) | 100% | Chrysotile | 2% | 02/08 | TS |
| | | | Binders / Fillers | 98% | | |
| 05-02 | Not Analyzed - Positive Stop | 100% | | | 02/08 | TS |

*Moody Labs*
2051 Valley View Lane
Farmers Branch, TX 75234 Phone: (972) 241-8460

# PLM Detail Report

**Supplement to PLM Summary Report**

NVLAP Lab Code 102056-0
TDSHS License No. 300084

Client : TTL - San Antonio
Project : Bldg 140, JBSA Chapman Training Annex
Project # : 26-09-00191.00

Lab Job No. : 26B-00995
Report Date : 02/09/2026



| Sample Number | Layer | % Of Sample | Components | % of Layer | Analysis Date | Analyst |
|---|---|---|---|---|---|---|
| 05-03 | Not Analyzed - Positive Stop | 100% | | | 02/08 | TS |
| 06-01 | Sealant (Light Grey) | 100% | Chrysotile | 2% | 02/08 | TS |
| | | | Binders / Fillers | 98% | | |
| 06-02 | Not Analyzed - Positive Stop | 100% | | | 02/08 | TS |
| 06-03 | Not Analyzed - Positive Stop | 100% | | | 02/08 | TS |
| 07-01 | Drywall Material (White) | 35% | Cellulose Fibers | 5% | 02/08 | TS |
| | | | Gypsum / Binders | 95% | | |
| | DW Paper / Tape (Tan / White) | 30% | Cellulose Fibers | 100% | | |
| | Joint Compound (Off-White) | 15% | Chrysotile | 2% | | |
| | | | Calcite / Talc / Binders | 98% | | |
| | Texture (Off-White) | 20% | Chrysotile | 2% | | |
| | | | Calcite / Talc / Binders | 98% | | |
| 07-02 | Not Analyzed - Positive Stop | 100% | | | 02/08 | TS |
| 07-03 | Not Analyzed - Positive Stop | 100% | | | 02/08 | TS |
| 08-01 | Yellow Mastic (Yellow) | 1% | Glue Binders | 100% | 02/08 | TS |
| | Floor Tile (Green) | 97% | Calcite / Vinyl Binders | 100% | | |
| | Yellow Mastic (Yellow) | 2% | Glue Binders | 100% | | |
| 08-02 | Yellow Mastic (Yellow) | 1% | Glue Binders | 100% | 02/08 | TS |
| | Floor Tile (Green) | 97% | Calcite / Vinyl Binders | 100% | | |
| | Yellow Mastic (Yellow) | 2% | Glue Binders | 100% | | |
| 08-03 | Yellow Mastic (Yellow) | 1% | Glue Binders | 100% | 02/08 | TS |
| | Floor Tile (Green) | 97% | Calcite / Vinyl Binders | 100% | | |
| | Yellow Mastic (Yellow) | 2% | Glue Binders | 100% | | |
| 09-01 | Floor Tile (Green) | 98% | Chrysotile | 5% | 02/08 | TS |
| | | | Calcite / Vinyl Binders | 95% | | |
| | Black Mastic (Black) | 2% | Chrysotile | 3% | | |
| | | | Tar Binders | 97% | | |
| 09-02 | Not Analyzed - Positive Stop | 100% | | | 02/08 | TS |

*Moody Labs*
2051 Valley View Lane
Farmers Branch, TX 75234 Phone: (972) 241-8460

# PLM Detail Report

**Supplement to PLM Summary Report**

NVLAP Lab Code 102056-0
TDSHS License No. 300084

Client : TTL - San Antonio
Project : Bldg 140, JBSA Chapman Training Annex
Project # : 26-09-00191.00

Lab Job No. : 26B-00995
Report Date : 02/09/2026



| Sample Number | Layer | % Of Sample | Components | % of Layer | Analysis Date | Analyst |
|---|---|---|---|---|---|---|
| 09-03 | Not Analyzed - Positive Stop | 100% | | | 02/08 | TS |
| 10-01 | Flooring (Brown) | 99% | Rubber Binders | 100% | 02/08 | TS |
| | Brown Mastic (Brown) | 1% | Glue Binders | 100% | | |
| 10-02 | Flooring (Brown) | 99% | Rubber Binders | 100% | 02/08 | TS |
| | Brown Mastic (Brown) | 1% | Glue Binders | 100% | | |
| 10-03 | Flooring (Brown) | 99% | Rubber Binders | 100% | 02/08 | TS |
| | Brown Mastic (Brown) | 1% | Glue Binders | 100% | | |
| 11-01 | Tar Paper (Black) | 100% | Cellulose Fibers | 90% | 02/08 | TS |
| | | | Tar Binders | 10% | | |
| 11-02 | Tar Paper (Black) | 100% | Cellulose Fibers | 90% | 02/08 | TS |
| | | | Tar Binders | 10% | | |
| 11-03 | Tar Paper (Black) | 100% | Cellulose Fibers | 90% | 02/08 | TS |
| | | | Tar Binders | 10% | | |
| 12-01 | Cove Base (Black) | 99% | Calcite / Vinyl Binders | 100% | 02/08 | TS |
| | Yellow Mastic (Yellow) | 1% | Calcite | 40% | | |
| | | | Glue Binders | 60% | | |
| 12-02 | Cove Base (Black) | 99% | Calcite / Vinyl Binders | 100% | 02/08 | TS |
| | Yellow Mastic (Yellow) | 1% | Calcite | 40% | | |
| | | | Glue Binders | 60% | | |
| 12-03 | Cove Base (Black) | 99% | Calcite / Vinyl Binders | 100% | 02/08 | TS |
| | Yellow Mastic (Yellow) | 1% | Calcite | 40% | | |
| | | | Glue Binders | 60% | | |
| 13-01 | Cove Base (Brown) | 95% | Calcite / Vinyl Binders | 100% | 02/08 | TS |
| | Yellow Mastic (Yellow) | 5% | Calcite | 40% | | |
| | | | Glue Binders | 60% | | |
| 13-02 | Cove Base (Brown) | 99% | Calcite / Vinyl Binders | 100% | 02/08 | TS |
| | Yellow Mastic (Yellow) | 1% | Calcite | 40% | | |
| | | | Glue Binders | 60% | | |

*Moody Labs*
2051 Valley View Lane
Farmers Branch, TX 75234 Phone: (972) 241-8460

# PLM Detail Report

**Supplement to PLM Summary Report**

NVLAP Lab Code 102056-0
TDSHS License No. 300084

Client : TTL - San Antonio
Project : Bldg 140, JBSA Chapman Training Annex
Project # : 26-09-00191.00

Lab Job No. : 26B-00995
Report Date : 02/09/2026



| Sample Number | Layer | % Of Sample | Components | % of Layer | Analysis Date | Analyst |
|---|---|---|---|---|---|---|
| 13-03 | Cove Base (Brown) | 99% | Calcite / Vinyl Binders | 100% | 02/08 | TS |
| | Yellow Mastic (Yellow) | 1% | Calcite | 40% | | |
| | | | Glue Binders | 60% | | |
| 14-01 | Cove Base (Grey) | 96% | Calcite / Vinyl Binders | 100% | 02/08 | TS |
| | Yellow Mastic (Yellow) | 4% | Glue Binders | 100% | | |
| 14-02 | Cove Base (Grey) | 90% | Calcite / Vinyl Binders | 100% | 02/08 | TS |
| | Yellow Mastic (Yellow) | 10% | Glue Binders | 100% | | |
| 14-03 | Cove Base (Grey) | 90% | Calcite / Vinyl Binders | 100% | 02/08 | TS |
| | Yellow Mastic (Yellow) | 10% | Glue Binders | 100% | | |
| 15-01 | Acoustic Tile (Light Grey) | 100% | Cellulose Fibers | 40% | 02/08 | TS |
| | | | Mineral Wool Fibers | 40% | | |
| | | | Perlite | 20% | | |
| 15-02 | Acoustic Tile (Light Grey) | 100% | Cellulose Fibers | 40% | 02/08 | TS |
| | | | Mineral Wool Fibers | 40% | | |
| | | | Perlite | 20% | | |
| 15-03 | Acoustic Tile (Light Grey) | 100% | Cellulose Fibers | 40% | 02/08 | TS |
| | | | Mineral Wool Fibers | 40% | | |
| | | | Perlite | 20% | | |
| 16-01 | Acoustic Tile (Light Grey) | 100% | Mineral Wool Fibers | 75% | 02/08 | TS |
| | | | Cellulose Fibers | 25% | | |
| 16-02 | Acoustic Tile (Light Grey) | 100% | Mineral Wool Fibers | 75% | 02/08 | TS |
| | | | Cellulose Fibers | 25% | | |
| 16-03 | Acoustic Tile (Light Grey) | 100% | Mineral Wool Fibers | 75% | 02/08 | TS |
| | | | Cellulose Fibers | 25% | | |
| 17-01 | Drywall Material (White) | 90% | Cellulose Fibers | 5% | 02/08 | TS |
| | | | Gypsum / Binders | 95% | | |
| | DW Paper Facing (Tan / Black) | 10% | Cellulose Fibers | 100% | | |

*Moody Labs*
2051 Valley View Lane
Farmers Branch, TX 75234 Phone: (972) 241-8460

# PLM Detail Report

**Supplement to PLM Summary Report**

NVLAP Lab Code 102056-0
TDSHS License No. 300084

Client : TTL - San Antonio
Project : Bldg 140, JBSA Chapman Training Annex
Project # : 26-09-00191.00

Lab Job No. : 26B-00995
Report Date : 02/09/2026



| Sample Number | Layer | % Of Sample | Components | % of Layer | Analysis Date | Analyst |
|---|---|---|---|---|---|---|
| 17-02 | Drywall Material (White) | 65% | Cellulose Fibers | 5% | 02/08 | TS |
| | | | Gypsum / Binders | 95% | | |
| | DW Paper Facing (Tan / Black) | 35% | Cellulose Fibers | 100% | | |
| 17-03 | Drywall Material (White) | 65% | Cellulose Fibers | 5% | 02/08 | TS |
| | | | Gypsum / Binders | 95% | | |
| | DW Paper Facing (Tan / Black) | 35% | Cellulose Fibers | 100% | | |
| 18-01 | Tan Mastic (Tan) | 100% | Calcite | 40% | 02/08 | TS |
| | | | Glue Binders | 60% | | |
| 18-02 | Tan Mastic (Tan) | 100% | Calcite | 40% | 02/08 | TS |
| | | | Glue Binders | 60% | | |
| 18-03 | Tan Mastic (Tan) | 100% | Calcite | 40% | 02/08 | TS |
| | | | Glue Binders | 60% | | |
| 19-01 | Ceramic Tile (Light Blue) | 90% | Sintered Clays | 100% | 02/08 | TS |
| | Grout (Tan) | 2% | Aggregate | 65% | | |
| | | | Cement Binders | 35% | | |
| | Thinset (Tan) | 8% | Aggregate | 65% | | |
| | | | Cement Binders | 35% | | |
| 19-02 | Ceramic Tile (Light Blue) | 90% | Sintered Clays | 100% | 02/08 | TS |
| | Grout (Tan) | 2% | Aggregate | 65% | | |
| | | | Cement Binders | 35% | | |
| | Thinset (Tan) | 8% | Aggregate | 65% | | |
| | | | Cement Binders | 35% | | |
| 19-03 | Ceramic Tile (Light Blue) | 90% | Sintered Clays | 100% | 02/08 | TS |
| | Grout (Tan) | 2% | Aggregate | 65% | | |
| | | | Cement Binders | 35% | | |
| | Thinset (Grey) | 8% | Aggregate | 65% | | |
| | | | Cement Binders | 35% | | |

*Moody Labs*
2051 Valley View Lane
Farmers Branch, TX 75234 Phone: (972) 241-8460

# PLM Detail Report

**Supplement to PLM Summary Report**

NVLAP Lab Code 102056-0
TDSHS License No. 300084

Client : TTL - San Antonio
Project : Bldg 140, JBSA Chapman Training Annex
Project # : 26-09-00191.00

Lab Job No. : 26B-00995
Report Date : 02/09/2026



| Sample Number | Layer | % Of Sample | Components | % of Layer | Analysis Date | Analyst |
|---|---|---|---|---|---|---|
| 20-01 | Ceramic Tile (White) | 85% | Sintered Clays | 100% | 02/09 | IR |
| | Grout (White) | 5% | Calcite / Binders | 100% | | |
| | Thinset (White) | 10% | Chrysotile | 2% | | |
| | | | Aggregate | 63% | | |
| | | | Calcite / Binders | 35% | | |
| 20-02 | Not Analyzed - Positive Stop | 100% | | | 02/09 | IR |
| 20-03 | Not Analyzed - Positive Stop | 100% | | | 02/09 | IR |
| 21-01 | Thermal Insulation (Yellow) | 25% | Mineral Wool Fibers | 95% | 02/09 | IR |
| | | | Resin Binders | 5% | | |
| | Duct Tape (Silver) | 25% | Cotton Fibers | 25% | | |
| | | | Vinyl Binders | 50% | | |
| | | | Glue Binders | 25% | | |
| | Vinyl Wrap (White) | 25% | Vinyl Binders | 100% | | |
| | White Mastic (White) | 25% | Wollastonite | 5% | | |
| | | | Calcite | 30% | | |
| | | | Binders / Fillers | 65% | | |
| 21-02 | Paper / Foil Wrap (Tan / Silver) | 40% | Cellulose Fibers | 50% | 02/09 | IR |
| | | | Glass Wool Fibers | 20% | | |
| | | | Metal Foil | 30% | | |
| | Duct Tapes (Silver) | 40% | Cotton Fibers | 25% | | |
| | | | Vinyl Binders | 50% | | |
| | | | Glue Binders | 25% | | |
| | Vinyl Wrap (White) | 10% | Vinyl Binders | 100% | | |
| | White Mastic (White) | 10% | Wollastonite | 5% | | |
| | | | Calcite | 30% | | |
| | | | Binders / Fillers | 65% | | |

*Moody Labs*
2051 Valley View Lane
Farmers Branch, TX 75234 Phone: (972) 241-8460

# PLM Detail Report

**Supplement to PLM Summary Report**

NVLAP Lab Code 102056-0
TDSHS License No. 300084

Client : TTL - San Antonio
Project : Bldg 140, JBSA Chapman Training Annex
Project # : 26-09-00191.00

Lab Job No. : 26B-00995
Report Date : 02/09/2026



| Sample Number | Layer | % Of Sample | Components | % of Layer | Analysis Date | Analyst |
|---|---|---|---|---|---|---|
| 21-03 | Duct Tape (Silver) | 35% | Cotton Fibers | 25% | 02/09 | IR |
| | | | Vinyl Binders | 50% | | |
| | | | Glue Binders | 25% | | |
| | Vinyl Wrap (White) | 35% | Vinyl Binders | 100% | | |
| | White Mastic (White) | 30% | Wollastonite | 5% | | |
| | | | Calcite | 30% | | |
| | | | Binders / Fillers | 65% | | |
| 22-01 | Yellow Mastic (Yellow) | 100% | Glue Binders | 100% | 02/09 | IR |
| 22-02 | Yellow Mastic (Yellow) | 100% | Glue Binders | 100% | 02/09 | IR |
| 22-03 | Yellow Mastic (Yellow) | 100% | Glue Binders | 100% | 02/09 | IR |
| 23-01 | Yellow Mastic (Yellow) | 100% | Calcite | 40% | 02/09 | IR |
| | | | Glue Binders | 60% | | |
| 23-02 | Yellow Mastic (Yellow) | 100% | Calcite | 40% | 02/09 | IR |
| | | | Glue Binders | 60% | | |
| 23-03 | Yellow Mastic (Yellow) | 100% | Calcite | 40% | 02/09 | IR |
| | | | Glue Binders | 60% | | |
| 24-01 | Brick (Blue) | 60% | Sintered Clays | 100% | 02/09 | IR |
| | Grout (Grey) | 39% | Aggregate | 65% | | |
| | | | Cement Binders | 35% | | |
| | Paint (Blue) | 1% | Pigment / Binders | 100% | | |
| 24-02 | Grout (Grey) | 98% | Aggregate | 65% | 02/09 | IR |
| | | | Cement Binders | 35% | | |
| | Paint (Blue / White) | 2% | Pigment / Binders | 100% | | |
| 24-03 | Grout (Grey) | 98% | Aggregate | 65% | 02/09 | IR |
| | | | Cement Binders | 35% | | |
| | Paint (Blue) | 2% | Pigment / Binders | 100% | | |

*Moody Labs*
2051 Valley View Lane
Farmers Branch, TX 75234 Phone: (972) 241-8460

# PLM Detail Report

**Supplement to PLM Summary Report**

NVLAP Lab Code 102056-0
TDSHS License No. 300084

Client : TTL - San Antonio
Project : Bldg 140, JBSA Chapman Training Annex
Project # : 26-09-00191.00

Lab Job No. : 26B-00995
Report Date : 02/09/2026



| Sample Number | Layer | % Of Sample | Components | % of Layer | Analysis Date | Analyst |
|---|---|---|---|---|---|---|
| 25-01 | Insulation (Yellow) | 25% | Mineral Wool Fibers | 95% | 02/09 | IR |
| | | | Resin Binders | 5% | | |
| | Glass Fiber Mesh (White) | 5% | Glass Wool Fibers | 100% | | |
| | White Mastic (White) | 70% | Cellulose Fibers | 5% | | |
| | | | Calcite | 30% | | |
| | | | Binders / Fillers | 65% | | |
| 25-02 | Insulation (Yellow) | 25% | Mineral Wool Fibers | 95% | 02/09 | IR |
| | | | Resin Binders | 5% | | |
| | Cotton Wrap (Off-White) | 5% | Cotton Fibers | 100% | | |
| | White Mastic (White) | 70% | Cellulose Fibers | 5% | | |
| | | | Calcite | 30% | | |
| | | | Binders / Fillers | 65% | | |
| 25-03 | Thermal Insulation (Yellow) | 30% | Mineral Wool Fibers | 95% | 02/09 | IR |
| | | | Resin Binders | 5% | | |
| | Paper / Foil Wrap (Tan / Silver) | 30% | Cellulose Fibers | 50% | | |
| | | | Glass Wool Fibers | 20% | | |
| | | | Metal Foil | 30% | | |
| | White Mastic (White) | 40% | Cellulose Fibers | 5% | | |
| | | | Calcite | 30% | | |
| | | | Binders / Fillers | 65% | | |
| 26-01 | Sealant (Grey) | 100% | Chrysotile | 2% | 02/09 | IR |
| | | | Calcite / Binders | 98% | | |
| 26-02 | Not Analyzed - Positive Stop | 100% | | | 02/09 | IR |
| 26-03 | Not Analyzed - Positive Stop | 100% | | | 02/09 | IR |
| 27-01 | Grout (Grey) | 95% | Aggregate | 65% | 02/09 | IR |
| | | | Cement Binders | 35% | | |
| | Paint (Off-White) | 5% | Pigment / Binders | 100% | | |

*Moody Labs*
2051 Valley View Lane
Farmers Branch, TX 75234 Phone: (972) 241-8460

# PLM Detail Report

**Supplement to PLM Summary Report**

NVLAP Lab Code 102056-0
TDSHS License No. 300084

Client : TTL - San Antonio
Project : Bldg 140, JBSA Chapman Training Annex
Project # : 26-09-00191.00

Lab Job No. : 26B-00995
Report Date : 02/09/2026



| Sample Number | Layer | % Of Sample | Components | % of Layer | Analysis Date | Analyst |
|---|---|---|---|---|---|---|
| 27-02 | Grout (Grey) | 5% | Aggregate | 65% | 02/09 | IR |
| | | | Cement Binders | 35% | | |
| | Paint (Brown / Off-White) | 95% | Pigment / Binders | 100% | | |
| 27-03 | Grout (Grey) | 90% | Aggregate | 65% | 02/09 | IR |
| | | | Cement Binders | 35% | | |
| | Paint (Off-White) | 10% | Pigment / Binders | 100% | | |
| 28-01 | Window Glazing (Grey) | 100% | Chrysotile | 2% | 02/09 | IR |
| | | | Calcite / Binders | 98% | | |
| 28-02 | Not Analyzed - Positive Stop | 100% | | | 02/09 | IR |
| 28-03 | Not Analyzed - Positive Stop | 100% | | | 02/09 | IR |

# ASBESTOS INSPECTION CHAIN OF CUSTODY FORM

26B-00995 PLM

| Sample No. | HA | Material Description | Sample Location | Estimated Quantity | Sample Type | Disturbance Potential | Condition | Friable |
|---|---|---|---|---|---|---|---|---|
| 1-01,02,03 | 1 | Steam Boiler Insulation | Boiler Room | | S \| T \| M | L \| M \| H | G \| D \| SD | Y \| N |
| 2-01,02,03 | 2 | Domestic Hot Water Tank Insulation | Boiler Room | | S \| T \| M | L \| M \| H | G \| D \| SD | Y \| N |
| 3-01,02,03 | 3 | Steam Line Pipe Wrap | Boiler Room, East Restrooms | | S \| T \| M | L \| M \| H | G \| D \| SD | Y \| N |
| 4-01,02,03 | 4 | CMU texture | Boiler Room, Main Gym, Southwest Room | | S \| T \| M | L \| M \| H | G \| D \| SD | Y \| N |
| 5-01,02,03 | 5 | Door Sealant Thin | Boiler Room & Boiler Room Loft | | S \| T \| M | L \| M \| H | G \| D \| SD | Y \| N |
| 6-01,02,03 | 6 | Door Sealant Thick | Main Gym | | S \| T \| M | L \| M \| H | G \| D \| SD | Y \| N |
| 7-01,02,03 | 7 | Drywall System | Southeast Restrooms | | S \| T \| M | L \| M \| H | G \| D \| SD | Y \| N |
| 8-01,02,03 | 8 | 12"x12" Green VCT | South Hallway, East Entry | | S \| T \| M | L \| M \| H | G \| D \| SD | Y \| N |
| 9-01,02,03 | 9 | 9"x9" Dark Green VCT | East Entry, Southeast Room | | S \| T \| M | L \| M \| H | G \| D \| SD | Y \| N |
| 10-01,02,03 | 10 | Red Vinyl Flooring with Treads | South Hallway, East Entry | | S \| T \| M | L \| M \| H | G \| D \| SD | Y \| N |
| 11-01,02,03 | 11 | Paper backing and Mastic | Beneath Wood Flooring in Main Gym | | S \| T \| M | L \| M \| H | G \| D \| SD | Y \| N |
| 12-01,02,03 | 12 | Black Cove Base | Main Gym | | S \| T \| M | L \| M \| H | G \| D \| SD | Y \| N |

Client Name: JBSA - 802 CES/CENME, Execution Support

Date Inspected: 01/22/2026

Page 1 of 3

Project Name: Building 140

Project Number: 26-09-00191.00

Project Location: JBSA - Chapman Training Annex

Inspector Name: Deborah Salahuddin & Nicolas Espino

Turnaround Time: Same Day 24 Hour 3 Day 5 Day

Positive Stop: Y | N

Analysis: PLM EPA 600 TEM Point Count

TTL Project Manager:

Email Results to: nespino@ttlusa.com

Relinquished by (signature): Nicolas Espino

Date / Time: 01/23/2026 5:00pm

Received by (Signature): UnitedEx

Date / Time: 1/30/26 11:30a

Notes/Special Instructions: Positive Stop

84

© 2026, TTL, Inc.

Passion | Purpose | Principles

TTL

# ASBESTOS INSPECTION CHAIN OF CUSTODY FORM

26B. 00 995

| Sample No. | HA | Material Description | Sample Location | Estimated Quantity | Sample Type | Disturbance Potential | Condition | Friable |
|---|---|---|---|---|---|---|---|---|
| 13-01,02,03 | 13 | Brown 4" Cove Base | South Room | | S \| T \| M | L \| M \| H | G \| D \| SD | Y \| N |
| 14 01,02,03 | 14 | Grey Cove Base | East Entry | | S \| T \| M | L \| M \| H | G \| D \| SD | Y \| N |
| 15-01,02,03 | 15 | 2'x2' Dot n Fissures Ceiling Tile | South & Southwest Rooms | | S \| T \| M | L \| M \| H | G \| D \| SD | Y \| N |
| 16-01,02,03 | 16 | 1'x1' Pin Hole Ceiling Tile | South & Southwest Rooms | | S \| T \| M | L \| M \| H | G \| D \| SD | Y \| N |
| 17-01,02,03 | 17 | Drywall Ceiling System With Black Paper Backing | South & Southwest Rooms | | S \| T \| M | L \| M \| H | G \| D \| SD | Y \| N |
| 18-01,02,03 | 18 | Tan Mirror Mastic | Southwest Room | | S \| T \| M | L \| M \| H | G \| D \| SD | Y \| N |
| 19-01,02,03 | 19 | 1" Ceramic Floor tile, Grout, & Thinset | East and South Restrooms | | S \| T \| M | L \| M \| H | G \| D \| SD | Y \| N |
| 20-01,02,03 | 20 | 4" Ceramic Wall Tile, Grout, & Thinset | South Restroom | | S \| T \| M | L \| M \| H | G \| D \| SD | Y \| N |
| 21-01,02,03 | 21 | White HVAC Mastic | South Room | | S \| T \| M | L \| M \| H | G \| D \| SD | Y \| N |
| 22-01,02,03 | 22 | Carpet Mastic | Southeast Room, South Hallway | | S \| T \| M | L \| M \| H | G \| D \| SD | Y \| N |
| 23-01,02,03 | 23 | Rubber Flooring Mastic | South Room | | S \| T \| M | L \| M \| H | G \| D \| SD | Y \| N |
| 24-01,02,03 | 24 | Brick Texture and Grout | East Restrooms | | S \| T \| M | L \| M \| H | G \| D \| SD | Y \| N |

| | |
|---|---|
| Client Name: JBSA - 802 CES/CENME, Execution Support | Date Inspected: 01/22/2026 — Page 2 of 3 |
| Project Name: Building 140 | Project Number: 26-09-00191.00 |
| Project Location: JBSA - Chapman Training Annex | Inspector Name: Deborah Salahuddin & Nicolas Espino |
| Turnaround Time: Same Day 24 Hour 3 Day 5 Day<br>Positive Stop: P \| N<br>Analysis: PLM EPA 600 TEM Point Count | TTL Project Manager:<br>Email Results to: nespino@ttlusa.com |
| Relinquished by (signature): Nicolas Espino — Date / Time: 01/23/2026 5:00pm | Received by (Signature): via FedEx — Date / Time: 1/30/26 11:30a |
| Notes/Special Instructions: Positive Stop | |

© 2026, TTL, Inc.

# ASBESTOS INSPECTION CHAIN OF CUSTODY FORM

26B-00995

| Sample No. | HA | Material Description | Sample Location | Estimated Quantity | Sample Type | Disturbance Potential | Condition | Friable |
|---|---|---|---|---|---|---|---|---|
| 25-01,02,03 | 25 | Exterior Tan HVAC Mastic | Exterior | | S \| T \| M | L \| M \| H | G \| D \| SD | Y \| N |
| 26-01,02,03 | 26 | CMU Sealant | Exterior | | S \| T \| M | L \| M \| H | G \| D \| SD | Y \| N |
| 27-01,02,03 | 27 | Exterior CMU Texture and Grout | Exterior | | S \| T \| M | L \| M \| H | G \| D \| SD | Y \| N |
| 28-01,02,03 | 28 | Exterior Window Glazing | Exterior | | S \| T \| M | L \| M \| H | G \| D \| SD | Y \| N |
| | | | | | S \| T \| M | L \| M \| H | G \| D \| SD | Y \| N |
| | | | | | S \| T \| M | L \| M \| H | G \| D \| SD | Y \| N |
| | | | | | S \| T \| M | L \| M \| H | G \| D \| SD | Y \| N |
| | | | | | S \| T \| M | L \| M \| H | G \| D \| SD | Y \| N |
| | | | | | S \| T \| M | L \| M \| H | G \| D \| SD | Y \| N |
| | | | | | S \| T \| M | L \| M \| H | G \| D \| SD | Y \| N |
| | | | | | S \| T \| M | L \| M \| H | G \| D \| SD | Y \| N |
| | | | | | S \| T \| M | L \| M \| H | G \| D \| SD | Y \| N |

Client Name: JBSA - 802 CES/CENME, Execution Support

Date Inspected: 01/22/2026

Page 3 of 3

Project Name: Building 140

Project Number: 26-09-00191.00

Project Location: JBSA - Chapman Training Annex

Inspector Name: Deborah Salahuddin & Nicolas Espino

Turnaround Time: Same Day 24 Hour 3 Day 5 Day

Positive Stop: Y | N

Analysis: PLM EPA 600 TEM Point Count

TTL Project Manager:

Email Results to: nespino@ttlusa.com

Relinquished by (signature): Nicolas Espino

Date / Time: 01/23/2026 5:00pm

Received by (Signature): UnitedExp

Date / Time: 1/30/26 11:30a

Notes/Special Instructions: Positive Stop

© 2026, TTL, Inc.

SanAir Technologies Laboratory

The Identification Specialists

# Analysis Report prepared for TTL, Inc.

**Report Date: 2/6/2026**

**Project Name: JBSA Chapman Training Annex-Bldg 140**

**Project #: 26-09-00191.00**

**SanAir ID#: 26005228**

10501 Trade Court, North Chesterfield, Virginia 23236
888.895.1177 | 804.897.1177 | fax: 804.897.0070 | LabReports@SanAir.com | SanAir.com

SanAir ID Number
26005228
FINAL REPORT
2/6/2026 9:44:06 AM

**Name:** TTL, Inc.
**Address:** 17215 Jones Maltsberger
San Antonio, TX 78247
**Phone:** 210-888-6100

**Project Number:** 26-09-00191.00
**P.O. Number:**
**Project Name:** JBSA Chapman Training Annex-Bldg 140
**Collected Date:** 1/22/2026
**Received Date:** 1/30/2026 11:30:00 AM

Dear Nicholas Espino,

We at SanAir would like to thank you for the work you recently submitted. The 23 sample(s) were received on Friday, January 30, 2026 via FedEx. The final report(s) is enclosed for the following sample(s): L-01, L-02, L-03, L-04, L-05, L-06, L-07, L-08, L-09, L-10, L-11, L-12, L-13, L-14, L-15, L-16, L-17, L-18, L-19, L-20, L-21, L-22, L-23.

These results only pertain to this job and should not be used in the interpretation of any other job. This report is only complete in its entirety. Refer to the listing below of the pages included in a complete final report.

Sincerely,

Abisola Kasali
Metals Laboratory Director
SanAir Technologies Laboratory

Final Report Includes:
- Cover Letter
- Chemistry Analysis
- Disclaimers and Additional Information

Sample conditions:
- 23 samples in Good condition.

SanAir ID Number
26005228
FINAL REPORT
2/6/2026 9:44:06 AM

**Name:** TTL, Inc.
**Address:** 17215 Jones Maltsberger
San Antonio, TX 78247
**Phone:** 210-888-6100

**Project Number:** 26-09-00191.00
**P.O. Number:**
**Project Name:** JBSA Chapman Training Annex-Bldg 140
**Collected Date:** 1/22/2026
**Received Date:** 1/30/2026 11:30:00 AM

Analyst: Baird, Marti
Test Method: SW846/M3050B/7000B

# Lead Paint Analysis

| PAINT Sample | Description | µg Pb In Sample | Sample Size (grams) | Calculated RL | Sample Results | Sample Results |
|---|---|---|---|---|---|---|
| 26005228 - 1 | L-01<br>Cream Paint On Metal Ceiling / Boiler Room Loft | 682 | 0.1048 | 95.4 | 6504<br>µg/g (ppm) | 0.650 %<br>By Weight |
| 26005228 - 2 | L-02<br>Blue Paint On Wood Door / Boiler Room Loft | 243 | 0.1106 | 90.4 | 2195<br>µg/g (ppm) | 0.220 %<br>By Weight |
| 26005228 - 3 | L-03<br>Blue Paint On Metal Railing / Boiler Room Loft | 18930 | 0.102 | 98 | 185600<br>µg/g (ppm) | 18.560 %<br>By Weight |
| 26005228 - 4 | L-04<br>Yellow Paint On Metal Pipe / Boiler Room | 2428 | 0.1238 | 80.8 | 19610<br>µg/g (ppm) | 1.961 %<br>By Weight |
| 26005228 - 5 | L-05<br>Grey Paint On Domestic Hot Water Tank Insulation Cover / | 176 | 0.1064 | 94 | 1653<br>µg/g (ppm) | 0.165 %<br>By Weight |
| 26005228 - 6 | L-06<br>Black Paint On Metal Boiler / Boiler Room | 282 | 0.1078 | 92.8 | 2616<br>µg/g (ppm) | 0.262 %<br>By Weight |
| 26005228 - 7 | L-07<br>Grey Paint On Metal Domestic Hot Water Tank / Boiler Room | 168 | 0.1102 | 90.7 | 1527<br>µg/g (ppm) | 0.153 %<br>By Weight |
| 26005228 - 8 | L-08<br>Green Paint On CMU Wall / Boiler Room | 556 | 0.1006 | 99.4 | 5528<br>µg/g (ppm) | 0.553 %<br>By Weight |
| 26005228 - 9 | L-09<br>Brown Paint On Concrete / Exterior North Entrance | 13 | 0.1222 | 81.8 | 109.9<br>µg/g (ppm) | 0.011 %<br>By Weight |
| 26005228 - 10 | L-10<br>Brown Paint On Wood Door / Exterior West Entrance | 2331 | 0.1084 | 92.3 | 21510<br>µg/g (ppm) | 2.151 %<br>By Weight |
| 26005228 - 11 | L-11 | < 10.0 | 0.1024 | 97.7 | <97.7 | <0.010 % |

Method Reporting Limit <10 µg/0.1 g paint

Signature: Marti Baird
Date: 2/4/2026

Reviewed: Alissa Calcaterra
Date: 2/5/2026

SanAir ID Number
26005228
FINAL REPORT
2/6/2026 9:44:06 AM

**Name:** TTL, Inc.
**Address:** 17215 Jones Maltsberger
San Antonio, TX 78247
**Phone:** 210-888-6100

**Project Number:** 26-09-00191.00
**P.O. Number:**
**Project Name:** JBSA Chapman Training Annex-Bldg 140
**Collected Date:** 1/22/2026
**Received Date:** 1/30/2026 11:30:00 AM

Analyst: Baird, Marti
Test Method: SW846/M3050B/7000B

# Lead Paint Analysis

| PAINT Sample | Description | µg Pb In Sample | Sample Size (grams) | Calculated RL | Sample Results | Sample Results |
|---|---|---|---|---|---|---|
| | White Paint On CMU Wall / Exterior South | | | | µg/g (ppm) | By Weight |
| 26005228 - 12 | L-12 | 2754 | 0.111 | 90.1 | 24810 | 2.481 % |
| | Brown Paint On Metal Railing / Exterior South Entrance | | | | µg/g (ppm) | By Weight |
| 26005228 - 13 | L-13 | < 10.0 | 0.1064 | 94 | <94 | <0.009 % |
| | Cream Paint On HVAC Duct Insulation / Exterior South | | | | µg/g (ppm) | By Weight |
| 26005228 - 14 | L-14 | 66 | 0.1144 | 87.4 | 573.2 | 0.057 % |
| | Cream Paint On Concrete Wall / Exterior South | | | | µg/g (ppm) | By Weight |
| 26005228 - 15 | L-15 | 270 | 0.1216 | 82.2 | 2222 | 0.222 % |
| | White On Metal Downspout / Exterior East | | | | µg/g (ppm) | By Weight |
| 26005228 - 16 | L-16 | < 10.0 | 0.1148 | 87.1 | <87.1 | <0.009 % |
| | White Paint Layered Over Brown On Concrete Wall / Exterior | | | | µg/g (ppm) | By Weight |
| 26005228 - 17 | L-17 | 72 | 0.1164 | 85.9 | 620.6 | 0.062 % |
| | Red Paint On Metal Doors / East Restroom | | | | µg/g (ppm) | By Weight |
| 26005228 - 18 | L-18 | < 10.0 | 0.1142 | 87.6 | <87.6 | <0.009 % |
| | Black Paint On Metal Door Frame / West Restroom | | | | µg/g (ppm) | By Weight |
| 26005228 - 19 | L-19 | < 10.0 | 0.111 | 90.1 | <90.1 | <0.009 % |
| | Red Paint On CMU Wall / Main Gym | | | | µg/g (ppm) | By Weight |
| 26005228 - 20 | L-20 | < 10.0 | 0.1162 | 86.1 | <86.1 | <0.009 % |
| | Black Paint On CMU Wall / Main Gym | | | | µg/g (ppm) | By Weight |
| 26005228 - 21 | L-21 | < 10.0 | 0.1138 | 87.9 | <87.9 | <0.009 % |
| | Yellow Paint On CMU Wall / Main Gym | | | | µg/g (ppm) | By Weight |

Method Reporting Limit <10 µg/0.1 g paint

Signature: Marti Hibard
Date: 2/4/2026

Reviewed: Alissa Calcaterra
Date: 2/5/2026

SanAir ID Number
26005228
FINAL REPORT
2/6/2026 9:44:06 AM

**Name:** TTL, Inc.
**Address:** 17215 Jones Maltsberger
San Antonio, TX 78247
**Phone:** 210-888-6100

**Project Number:** 26-09-00191.00
**P.O. Number:**
**Project Name:** JBSA Chapman Training Annex-Bldg 140
**Collected Date:** 1/22/2026
**Received Date:** 1/30/2026 11:30:00 AM

Analyst: Baird, Marti
Test Method: SW846/M3050B/7000B

# Lead Paint Analysis

| PAINT Sample | Description | µg Pb In Sample | Sample Size (grams) | Calculated RL | Sample Results | Sample Results |
|---|---|---|---|---|---|---|
| 26005228 - 22 | L-22<br>White Paint On Drywall / Southeast Restrooms | < 10.0 | 0.1222 | 81.8 | <81.8<br>µg/g (ppm) | <0.008 %<br>By Weight |
| 26005228 - 23 | L-23<br>Green Paint On CMUE Wall / Main Gym | < 10.0 | 0.1102 | 90.7 | <90.7<br>µg/g (ppm) | <0.009 %<br>By Weight |

Method Reporting Limit <10 µg/0.1 g paint

Signature: Marti Hibard
Date: 2/4/2026

Reviewed: Alissa Calcaterra
Date: 2/5/2026

## Disclaimer

This report is the sole property of the client account named on the chain-of-custody (COC) submitted to SanAir Technologies Laboratory, Inc. (SanAir). Results in the report are confidential information intended only for the use by the customer listed on the chain of custody. Neither results nor reports will be discussed with or released to any third party without our client's written permission. Final reports cannot be reproduced, except in full, without written approval from SanAir to assure that parts of the report are not taken out of context. This report and any information contained within shall not be edited, altered, or modified in any way by any persons or agencies receiving, viewing, distributing, or otherwise possessing a copy of this final report. The laboratory reserves the right to perform amendments to any finalized report, of which shall supersede and make obsolete any previous editions. Such changes, modifications, additions, or deletions shall be effective immediately upon notice thereof, which may be given by means including but not limited to posting on the SanAir client portal website, electronic or conventional mail, or by any other means.

The information provided in this report applies only to the samples submitted and is relevant only for the date, time, and location of sampling. The accuracy of the results of the analysis is dependent upon the method of sample procurement and information provided by the client on the COC. SanAir is not responsible for the method of sample procurement. SanAir assumes no responsibility for information provided by the client on the COC such as project number, project name, collection dates, po number, special instructions, samples collected by, sample numbers, sample identifications, sample type, selected analysis type, flow rate, total volume or area, and start stop times that may affect the validity of the results in this report. SanAir only assures the precision and accuracy of the data it generates and assumes no responsibility for errors or biasing that occur during collection prior to SanAir's receipt of the sample(s). Evaluation reports are based solely on the sample(s) in the condition in which they are received at the laboratory and on the information provided by the client on the COC. Sample(s) were received in good condition unless otherwise noted on the report. All quality control results are acceptable unless otherwise noted. SanAir does not make contamination corrections to reports based upon analysis of laboratory and/or field blanks. When the client requires samples to be tested that deviate from a specific method or condition, all reported results may be affected by the deviation. SanAir assumes no responsibility or liability for the manner in which the results are used or interpreted. SanAir's Method Detection Limits (MDL) and Reporting Limits (RL) have been derived using various materials meeting each accrediting agencies' standards. All samples are disposed of after 60 days unless otherwise requested by the client. For Lead Exposure Limits, refer to HUD Guidelines for the Evaluation and Control of Lead-Based Paint Hazards and State and Federal Regulations, where applicable.

SanAir Technologies Laboratory, Inc. participates in the Environmental Lead Accreditation Program (ELAP) administered by AIHA LAP, LLC (Laboratory ID LAP-162952), and has met the EPA's NLLAP program standards. SanAir also participates in the State of New York's DOH-ELAP program (NY Lab Id No. 11983) for lead in paint. This report does not constitute nor shall be used by the client to claim product, process, system, or person certification, approval, or endorsement by AIHA LAP, LLC, NELAC, NIST, and/or any other U.S. governmental agencies. All or some test results contained in this report may not be accredited by every local, state or federal regulatory agency. Refer to the SanAir website at www.sanair.com for copies of current certificates and scopes of various accreditations, certifications, and licenses or contact the laboratory for inquiries regarding the status or scope of an accreditation or certification.

AIHA LAP, LLC Lab ID: LAP-162952
New York State Department of Health Laboratory ID No: 11983
State of Connecticut Department of Public Health Environmental Laboratory Registration Number: PH-0105
Ohio Department of Health Environmental Lead Laboratory Approval Number E10049
State of Rhode Island Department of Health Environmental Lead Laboratory No LAO00371

Revision Date 3/24/2025

SanAir Technologies Laboratory
10501 Trade Ct., Suite 100
N. Chesterfield, VA 23236
804.897.1177 / 888.895.1177
Fax 804.897.0070
sanair.com

# Metals & Lead
## Chain Of Custody
Form #70, Revision 14, 05/06/24

SanAir ID Number
**26005228**
Received by MN on 1/30/26 at 11:30 AM

| | | |
|---|---|---|
| Company: TTL, Inc. | Project #: 26-09-00191.00 | Collected By: Nicolas Espino |
| Address: 17215 Jones Maltsberger | Project Name: JBSA Chapman Training Annex-Bldg 140 | Phone #: 210.888.6100 |
| City, St., Zip: San Antonio, Texas 78247 | Date Collected: 01/22/2026 | Fax #: |
| State Of Collection: TX Account#: | P.O. Number: | Email: nespino@ttlusa.com |

**Matrix Types**

- ☐ Air (ug/m3) ☐ Wipe (ug/ft2)
- ☑ Paint ☐ Soil ☐ Bulk (ug/g or ppm)
- ☐ Other:

**Metals Analysis Types**

| | |
|---|---|
| ☑ Total Concentration of Lead (AA) | ☐ TCLP for Lead (TCLP) |
| ☐ Total Concentration of RCRA 8 Metals (RCRA 8) | ☐ TCLP for RCRA 8 Metals (RCRA) |
| ☐ Total Concentration of Mercury (Hg) | ☐ ICP (Total Concentration of Metals) Please list metals: |

| Turn Around Time | Same Day ☐ | 1 Day ☐ | 2 Days ☐ | 3 Days ☐ | 4 Days ☐ | 5 Days ☑ |
|---|---|---|---|---|---|---|

| Special Instructions | |
|---|---|

| Sample # | Collection Date & Time | Sample Identification/Location | Flow Rate | Start Time | Stop Time | Volume (L) Area (Sq ft) |
|---|---|---|---|---|---|---|
| L-01 | 1/23/26-9:00a | Cream Paint on Metal Ceiling / Boiler Room Loft | | | | |
| L-02 | 1/23/26-9:15a | Blue Paint on Wood Door / Boiler Room Loft | | | | |
| L-03 | 1/23/26-9:30a | Blue Paint on Metal Railing / Boiler Room Loft | | | | |
| L-04 | 1/23/26-9:45a | Yellow Paint on Metal Pipe / Boiler Room | | | | |
| L-05 | 1/23/26-10:00a | Gray Paint on Domestic Hot Water Tank Insulation Cover / Boiler Room | | | | |
| L-06 | 1/23/26-10:15a | Black Paint on Metal Boiler / Boiler Room | | | | |
| L-07 | 1/23/26-10:30a | Gray Paint on Metal Domestic Hot Water Tank / Boiler Room | | | | |
| L-08 | 1/23/26-10:45a | Green Paint on CMU Wall / Boiler Room | | | | |
| L-09 | 1/23/26-11:00a | Brown Paint on Concrete / Exterior North Entrance | | | | |
| L-10 | 1/23/26-11:15a | Brown Paint on Wood Door / Exterior West Entrance | | | | |
| L-11 | 1/23/26-11:30a | White Paint on CMU Wall / Exterior South | | | | |
| L-12 | 1/23/26-11:45a | Brown Paint on Metal Railing / Exterior South Entrance | | | | |
| L-13 | 1/23/26-12:00 | Cream Paint on HVAC Duct Insulation / Exterior South | | | | |
| L-14 | 1/23/26-1:00p | Cream Paint on Concrete Wall / Exterior South | | | | |

| Relinquished by | Date | Time | Received by | Date | Time |
|---|---|---|---|---|---|
| Nicolas Espino | 01-23-2026 | 5:00 pm | | | |
| | | | | | |

If no technician is provided, then the primary contact for your account will be selected. Unless scheduled, the turnaround time for all samples received after 3 pm EST will be logged in the next business day. Weekend or holiday work must be scheduled ahead of time and is charged at 150% of the 3hr TAT or a minimum charge of $150. A courier charge will be applied for same day and one-day turnaround times for offsite work. SanAir covers Ground and Next Day Air shipping. Shipments billed to SanAir with a faster shipping rate will result in additional charges.

SanAir Technologies Laboratory
10501 Trade Ct., Suite 100
N. Chesterfield, VA 23236
804.897.1177 / 888.895.1177
Fax 804.897.0070
sanair.com

# Metals & Lead
## Chain Of Custody

Form #70, Revision 14, 05/06/24

SanAir ID Number
**26005228**

Received by MN on 1/30/26 at 11:30 AM

| | | |
|---|---|---|
| Company: TTL, Inc. | Project #: 26-09-00191.00 | Collected By: Nicolas Espino |
| Address: 17215 Jones Maltsberger | Project Name: JBSA-Chapman Training Annex-Bldg 140 | Phone #: 210.888.6100 |
| City, St., Zip: San Antonio, Texas 78247 | Date Collected: 01/22/2026 | Fax #: |
| State Of Collection: TX Account#: | P.O. Number: | Email: nespino@ttlusa.com |

**Matrix Types**

- ☐ Air (ug/m3) ☐ Wipe (ug/ft2)
- ☑ Paint ☐ Soil ☐ Bulk (ug/g or ppm)
- ☐ Other:

**Metals Analysis Types**

- ☑ Total Concentration of Lead (AA)
- ☐ Total Concentration of RCRA 8 Metals (RCRA 8)
- ☐ Total Concentration of Mercury (Hg)
- ☐ TCLP for Lead (TCLP)
- ☐ TCLP for RCRA 8 Metals (RCRA)
- ☐ ICP (Total Concentration of Metals) Please list metals:

| Turn Around Time | Same Day ☐ | 1 Day ☐ | 2 Days ☐ | 3 Days ☐ | 4 Days ☐ | 5 Days ☑ |
|---|---|---|---|---|---|---|

| Special Instructions | |
|---|---|

| Sample # | Collection Date & Time | Sample Identification/Location | Flow Rate | Start Time | Stop Time | Volume (L) Area (Sq ft) |
|---|---|---|---|---|---|---|
| L-15 | 1/23/26-1:15p | White on Metal Downspout / Exterior East | | | | |
| L-16 | 1/23/26-1:30p | White Paint Layered over Brown on Concrete Wall / Exterior East | | | | |
| L-17 | 1/23/26-1:45p | Red Paint on Metal Doors / East Restroom | | | | |
| L-18 | 1/23/26-1:50p | Black Paint on Metal Door Frame / West Entrance | | | | |
| L-19 | 1/23/26-2:00p | Red Paint on CMU Wall / Main Gym | | | | |
| L-20 | 1/23/26-2:15p | Black Paint on CMU Wall / Main Gym | | | | |
| L-21 | 1/23/26-2:30p | Yellow Paint on CMU Wall / Main Gym | | | | |
| L-22 | 1/23/26-2:45p | White Paint on Drywall / Southeast Restrooms | | | | |
| L-23 | 1/23/26-3:00p | Cream Paint on CMUE Wall / Main Gym | | | | |
| | | | | | | |
| | | | | | | |
| | | | | | | |
| | | | | | | |
| | | | | | | |

| Relinquished by | Date | Time | Received by | Date | Time |
|---|---|---|---|---|---|
| Nicolas Espino | 01-23-2026 | 5:00pm | | | |
| | | | | | |

If no technician is provided, then the primary contact for your account will be selected. Unless scheduled, the turnaround time for all samples received after 3 pm EST will be logged in the next business day. Weekend or holiday work must be scheduled ahead of time and is charged at 150% of the 3hr TAT or a minimum charge of $150. A courier charge will be applied for same day and one-day turnaround times for offsite work. SanAir covers Ground and Next Day Air shipping. Shipments billed to SanAir with a faster shipping rate will result in additional charges.

# IAQ Mold Report

## Summary

2051 Valley View Lane
Farmers Branch, TX 75234 Phone: (972) 241-8460

TDLR License No.: LAB0117
AIHA EMPAT ID: 102577

**Client :** TTL - San Antonio
**Project :** JBSA, Chapman Training Annex, Building 140
**Project # :** 26-09-00191.00
**Sample Type:** Spore Trap, Non-cultured
**Test Method:** Mold: MLQ - 0112 - Standard Profile

**Lab Job No. :** 26F-00981
**Report Date :** 02/04/2026
**Sample Date:** 01/22/2026
**Spore Trap Type:** Zefon - Air-O-Cell



On 1/30/2026, three (3) samples were submitted by a representative of TTL - San Antonio (located at 17215 Jones Maltsberger, Suite 101, San Antonio, TX 78247) for Spore Trap, Non-cultured mold analysis. This report consists of three sections; a summary section, a data detail section, and an analytical notes section.

| Sample Number | Volume (liters) | Sample Description | Identification | Concentration spores/cubic meter | |
|---|---|---|---|---|---|
| OS-1 | 75 | Outdoor Pre-Assessment | Cladosporium | 893 | 29% |
| | | | Aspergillus / Penicillium | 893 | 29% |
| | | | Ascospores | 360 | 11% |
| | | | Basidiospores | 240 | 8% |
| | | | Paecilomyces | 187 | 6% |
| | | | Hyphal / Spore Fragments - Dematiaceous | 160 | 5% |
| | | | Myxomycete / Periconia / Rust / Smut | 120 | 4% |
| | | | Diatrypaceae | 107 | 3% |
| | | | Nigrospora | 93 | 3% |
| | | | Alternaria | 67 | 2% |
| | | | Fusarium | 13 | <1% |
| | | | Total: | 3133 | 100% |

# IAQ Mold Report

## Summary

2051 Valley View Lane
Farmers Branch, TX 75234 Phone: (972) 241-8460

TDLR License No.: LAB0117
AIHA EMPAT ID: 102577

**Client :** TTL - San Antonio
**Project :** JBSA, Chapman Training Annex, Building 140
**Project # :** 26-09-00191.00
**Sample Type:** Spore Trap, Non-cultured
**Test Method:** Mold: MLQ - 0112 - Standard Profile

**Lab Job No. :** 26F-00981
**Report Date :** 02/04/2026
**Sample Date:** 01/22/2026
**Spore Trap Type:** Zefon - Air-O-Cell



On 1/30/2026, three (3) samples were submitted by a representative of TTL - San Antonio (located at 17215 Jones Maltsberger, Suite 101, San Antonio, TX 78247) for Spore Trap, Non-cultured mold analysis. This report consists of three sections; a summary section, a data detail section, and an analytical notes section.

| Sample Number | Volume (liters) | Sample Description | Identification | Concentration spores/cubic meter | |
|---|---|---|---|---|---|
| ST-01 | 75 | Main Gym<br>* See Analytical Notes report for further details | Cladosporium | 4320 | 39% |
| | | | Aspergillus / Penicillium | 2675 | 24% |
| | | | Hyphal / Spore Fragments - Dematiaceous | 853 | 8% |
| | | | Basidiospores | 840 | 8% |
| | | | Myxomycete / Periconia / Rust / Smut | 613 | 6% |
| | | | Ascospores | 347 | 3% |
| | | | Alternaria | 253 | 2% |
| | | | Drechslera / Bipolaris / Helminthosporum / Exserohilum group | 253 | 2% |
| | | | Coprinus group | 213 | 2% |
| | | | Nigrospora | 160 | 1% |
| | | | Ganoderma | 120 | 1% |
| | | | Hyphal / Spore Fragments - Hyaline | 80 | <1% |
| | | | Pithomyces | 67 | <1% |
| | | | Cercospora / Pseudocercospora | 53 | <1% |
| | | | Curvularia | 27 | <1% |
| | | | Stachybotrys | 27 | <1% |
| | | | Torula | 27 | <1% |
| | | | Fusarium | 27 | <1% |
| | | | Stemphylium | 13 | <1% |
| | | | Arthrinium | 13 | <1% |
| | | | Total: | 10981 | 100% |

# IAQ Mold Report

## Summary

2051 Valley View Lane
Farmers Branch, TX 75234 Phone: (972) 241-8460

TDLR License No.: LAB0117
AIHA EMPAT ID: 102577

**Client :** TTL - San Antonio
**Project :** JBSA, Chapman Training Annex, Building 140
**Project # :** 26-09-00191.00
**Sample Type:** Spore Trap, Non-cultured
**Test Method:** Mold: MLQ - 0112 - Standard Profile

**Lab Job No. :** 26F-00981
**Report Date :** 02/04/2026
**Sample Date:** 01/22/2026
**Spore Trap Type:** Zefon - Air-O-Cell



On 1/30/2026, three (3) samples were submitted by a representative of TTL - San Antonio (located at 17215 Jones Maltsberger, Suite 101, San Antonio, TX 78247) for Spore Trap, Non-cultured mold analysis. This report consists of three sections; a summary section, a data detail section, and an analytical notes section.

| Sample Number | Volume (liters) | Sample Description | Identification | Concentration spores/cubic meter | |
|---|---|---|---|---|---|
| ST-02 | 75 | Southwest Room<br>* See Analytical Notes report for further details | Cladosporium | 3633 | 50% |
| | | | Aspergillus / Penicillium | 1013 | 14% |
| | | | Myxomycete / Periconia / Rust / Smut | 507 | 7% |
| | | | Ascospores | 480 | 7% |
| | | | Hyphal / Spore Fragments - Dematiaceous | 413 | 6% |
| | | | Basidiospores | 307 | 4% |
| | | | Alternaria | 267 | 4% |
| | | | Coprinus group | 227 | 3% |
| | | | Nigrospora | 133 | 2% |
| | | | Diatrypaceae | 107 | 1% |
| | | | Drechslera / Bipolaris / Helminthosporum / Exserohilum group | 80 | 1% |
| | | | Ganoderma | 53 | <1% |
| | | | Pithomyces | 53 | <1% |
| | | | Curvularia | 27 | <1% |
| | | | Hyphal / Spore Fragments - Hyaline | 13 | <1% |
| | | | Total: | 7313 | 100% |

This report shall not be reproduced except in full, without approval of the laboratory. Data contained in this test report relates only to the samples tested. This report does not express or imply interpretation of the results contained herein. Interpretation should be made by a qualified professional. Moody Labs assumes no responsibility for the manner in which these samples were collected or handled prior to being received at this laboratory. Volume, area, and/or weight is provided by the customer. Moody Labs assumes no responsibility for the qualifications of personnel performing sampling and/or interpretations of this data.

Analyst(s): Julia Krause

Lab Director : Heather Lopez — Approved Signatory : Heather Lopez

Lab Director : Bruce Crabb — Approved Signatory : Bruce Crabb

End of Summary section (26F-00981)

Thank you for choosing Moody Labs

**This Page Left Intentionally Blank**

# IAQ Mold Report

## Data Detail

2051 Valley View Lane
Farmers Branch, TX 75234 Phone: (972) 241-8460

TDLR License No.: LAB0117
AIHA EMPAT ID: 102577

**Client :** TTL - San Antonio
**Project :** JBSA, Chapman Training Annex, Building 140
**Project # :** 26-09-00191.00
**Sample Type:** Spore Trap, Non-cultured
**Test Method:** Mold: MLQ - 0112 - Standard Profile

**Lab Job No. :** 26F-00981
**Report Date :** 02/04/2026
**Sample Date:** 01/22/2026

**Spore Trap Type:** Zefon - Air-O-Cell

This report consists of three sections; a summary section, a data detail section, and an analytical notes section. Results may not be reported except in full.

| Sample ID: | OS-1 | | | | | ST-01 | | | | | ST-02 | | | | |
|---|---|---|---|---|---|---|---|---|---|---|---|---|---|---|---|
| Location: | Outdoor Pre-Assessment | | | | | Main Gym | | | | | Southwest Room | | | | |
| Media Expires On: | Oct 2026 | | | | | Oct 2026 | | | | | Oct 2026 | | | | |
| Notes Included: | | | | | | See Analytical Notes | | | | | See Analytical Notes | | | | |
| Volume: | 75 | | | | | 75 | | | | | 75 | | | | |
| | Raw Ct | RL* | spores/m³ | %Total | spores/m³ SF | Raw Ct | RL* | spores/m³ | %Total | spores/m³ SF | Raw Ct | RL* | spores/m³ | %Total | spores/m³ SF |
| Alternaria | 5 | 13 | 67 | 2% | 67 | 19 | 13 | 253 | 2% | 250 | 20 | 13 | 267 | 4% | 270 |
| Arthrinium | - | - | - | - | - | 1 | 13 | 13 | <1% | 13 | - | - | - | - | - |
| Ascospores | 27 | 13 | 360 | 11% | 360 | 26 | 13 | 347 | 3% | 350 | 36 | 13 | 480 | 7% | 480 |
| Aspergillus / Penicillium | 67 | 13 | 893 | 29% | 890 | 107 | 25 | 2675 | 24% | 2700 | 76 | 13 | 1013 | 14% | 1000 |
| Basidiospores | 18 | 13 | 240 | 8% | 240 | 63 | 13 | 840 | 8% | 840 | 23 | 13 | 307 | 4% | 310 |
| Cercospora / Pseudocercospora | - | - | - | - | - | 4 | 13 | 53 | <1% | 53 | - | - | - | - | - |
| Chaetomium | - | - | - | - | - | - | - | - | - | - | - | - | - | - | - |
| Cladosporium | 67 | 13 | 893 | 29% | 890 | 108 | 40 | 4320 | 39% | 4300 | 109 | 33 | 3633 | 50% | 3600 |
| Coprinus group | - | - | - | - | - | 16 | 13 | 213 | 2% | 210 | 17 | 13 | 227 | 3% | 230 |
| Curvularia | - | - | - | - | - | 2 | 13 | 27 | <1% | 27 | 2 | 13 | 27 | <1% | 27 |
| Diatrypaceae | 8 | 13 | 107 | 3% | 110 | - | - | - | - | - | 8 | 13 | 107 | 1% | 110 |
| Drechslera / Bipolaris / Helminthosporum / | - | - | - | - | - | 19 | 13 | 253 | 2% | 250 | 6 | 13 | 80 | 1% | 80 |
| Fusarium | 1 | 13 | 13 | <1% | 13 | 2 | 13 | 27 | <1% | 27 | - | - | - | - | - |
| Ganoderma | - | - | - | - | - | 9 | 13 | 120 | 1% | 120 | 4 | 13 | 53 | <1% | 53 |
| Hyphal / Spore Fragments - Dematiaceous | 12 | 13 | 160 | 5% | 160 | 64 | 13 | 853 | 8% | 850 | 31 | 13 | 413 | 6% | 410 |
| Hyphal / Spore Fragments - Hyaline | - | - | - | - | - | 6 | 13 | 80 | <1% | 80 | 1 | 13 | 13 | <1% | 13 |
| Myxomycete / Periconia / Rust / Smut | 9 | 13 | 120 | 4% | 120 | 46 | 13 | 613 | 6% | 610 | 38 | 13 | 507 | 7% | 510 |
| Nigrospora | 7 | 13 | 93 | 3% | 93 | 12 | 13 | 160 | 1% | 160 | 10 | 13 | 133 | 2% | 130 |
| Paecilomyces | 14 | 13 | 187 | 6% | 190 | - | - | - | - | - | - | - | - | - | - |
| Pithomyces | - | - | - | - | - | 5 | 13 | 67 | <1% | 67 | 4 | 13 | 53 | <1% | 53 |
| Stachybotrys | - | - | - | - | - | 2 | 13 | 27 | <1% | 27 | - | - | - | - | - |
| Stemphylium | - | - | - | - | - | 1 | 13 | 13 | <1% | 13 | - | - | - | - | - |
| Torula | - | - | - | - | - | 2 | 13 | 27 | <1% | 27 | - | - | - | - | - |
| TOTALS | 235 | - | 3133 | 100% | 3100 | 514 | - | 10981 | 100% | 11000 | 385 | - | 7313 | 100% | 7300 |
| Analyst | Julia Krause | | | | | Julia Krause | | | | | Julia Krause | | | | |
| Analysis Date | 2/3/2026 | | | | | 2/4/2026 | | | | | 2/4/2026 | | | | |
| Debris Rating | 3 | | | | | 4 | | | | | 4 | | | | |
| Debris Composition | | | | | | | | | | | | | | | |
| Fibers | 0/5 | | | | | 1/5 | | | | | 1/5 | | | | |
| Inorganic/Other | 3/5 | | | | | 4/5 | | | | | 4/5 | | | | |
| Insect Parts | 1/5 | | | | | 2/5 | | | | | 1/5 | | | | |
| Pollen | 1/5 | | | | | 1/5 | | | | | 1/5 | | | | |
| Skin/Dander | 1/5 | | | | | 1/5 | | | | | 1/5 | | | | |

End of Data Detail section
26F-00981

**This Page Left Intentionally Blank**

# IAQ Mold Report

## Analytical Notes

2051 Valley View Lane
Farmers Branch, TX 75234 Phone: (972) 241-8460

TDLR License No.: LAB0117
AIHA EMPAT ID: 102577

| | | | |
|---|---|---|---|
| **Client :** | TTL - San Antonio | **Lab Job No. :** | 26F-00981 |
| **Project :** | JBSA, Chapman Training Annex, Building 140 | **Report Date :** | 02/04/2026 |
| **Project # :** | 26-09-00191.00 | **Sample Date :** | 01/22/2026 |
| **Sample Type:** | Spore Trap, Non-cultured | **Spore Trap Type:** | Zefon - Air-O-Cell |
| **Test Method:** | Mold: MLQ - 0112 - Standard Profile | | |



This report consists of three sections; a summary section, a data detail section, and an analytical notes section. Results may not be reported except in full.

## Samples Analyzed

| | |
|---|---|
| Sample No: | ST-01 : Main Gym |
| Notes: | Please note: the minimum reporting limit for Cladosporium is 40 spores / cubic meter. When comparing results to other samples, use calculated results, not raw numbers.<br>Please note: the minimum reporting limit for Aspergillus / Penicillium is 25 spores / cubic meter. When comparing results to other samples, use calculated results, not raw numbers. |
| Sample No: | ST-02 : Southwest Room |
| Notes: | Please note: the minimum reporting limit for Cladosporium is 33 spores / cubic meter. When comparing results to other samples, use calculated results, not raw numbers. |

## Field Blanks

No discernable field blanks were submitted with this set of samples.

**NOTE: All remaining samples suitable for analysis.**

# IAQ Mold Report

## Analytical Notes

2051 Valley View Lane
Farmers Branch, TX 75234 Phone: (972) 241-8460

TDLR License No.: LAB0117
AIHA EMPAT ID: 102577

| | | | |
|---|---|---|---|
| **Client :** | TTL - San Antonio | **Lab Job No. :** | 26F-00981 |
| **Project :** | JBSA, Chapman Training Annex, Building 140 | **Report Date :** | 02/04/2026 |
| **Project # :** | 26-09-00191.00 | **Sample Date :** | 01/22/2026 |
| **Sample Type:** | Spore Trap, Non-cultured | **Spore Trap Type:** | Zefon - Air-O-Cell |
| **Test Method:** | Mold: MLQ - 0112 - Standard Profile | | |



This report consists of three sections; a summary section, a data detail section, and an analytical notes section. Results may not be reported except in full.

## Methods

Method: MLQ - 0112 / ASTM D7391: Categorization and Quantification of Airborne Fungal Structures in an Inertial Impaction.
Sample Analyzed by Optical Microscopy.
Samples are read at 100% under 400x magnification unless noted. Partial readings may be employed when concentrations are elevated. Use final spore concentrations, not raw spore counts, for interpretation of results.
Calculation: Spores/cubic meter = (Raw spore count)*(RL)
Note: RL (Reporting Limit) is based upon 1 raw spore count.
Moody Labs reports results to two significant figures (SF) for calculated values based on ASTM D7391.

This report must not be used by the customer to claim product certification, approval, or endorsement by AIHA-LAP LLC, ISO, or any agency of the Federal Government.

## Legend / Key

0 - No linear trace detected (No particulate matter detected in impaction area)
1 - Trace particulate/debris (>non detect to ~5% particulate matter)
2 - Light particulate/debris (~5% to ~25% particulate matter)
3 - Moderate particulate/debris (~25% to ~75% particulate matter)
4 - Substantial particulate/debris (~75% to ~90% particulate matter)
5 - Extensive particulate/debris (>~90% particulate matter)
6 - Field blank
10 - Hold Sample
11 - Modified Analysis per Client Instructions

(-) Indicates the spore was not detected
*RL(Reporting Limit) is the analytical sensitivity, reported in spores/m^3

NOTE: Particulate/debris are defined as skin, fibers, pollen grains, insect parts, fungal and/or other non-fungal particles.

# IAQ Mold Report

## Analytical Notes

2051 Valley View Lane
Farmers Branch, TX 75234 Phone: (972) 241-8460

TDLR License No.: LAB0117
AIHA EMPAT ID: 102577

| | | | |
|---|---|---|---|
| **Client :** | TTL - San Antonio | **Lab Job No. :** | 26F-00981 |
| **Project :** | JBSA, Chapman Training Annex, Building 140 | **Report Date :** | 02/04/2026 |
| **Project # :** | 26-09-00191.00 | **Sample Date :** | 01/22/2026 |
| **Sample Type:** | Spore Trap, Non-cultured | **Spore Trap Type:** | Zefon - Air-O-Cell |
| **Test Method:** | Mold: MLQ - 0112 - Standard Profile | | |



This report consists of three sections; a summary section, a data detail section, and an analytical notes section. Results may not be reported except in full.

End of Analytical Notes section
26F-00981

**This Page Left Intentionally Blank**

*Moody Labs*
2051 Valley View Lane
Farmers Branch, TX 75234 Phone: (972) 241-8460

# IAQ Mold Report

## Supplemental Overview

TDLR License No.: LAB0117
AIHA EMPAT ID: 102577

**Client :** TTL - San Antonio
**Project :** JBSA, Chapman Training Annex, Building 140
**Project # :** 26-09-00191.00

**Lab Job No.** 26F-00981
**Report Date** 02/04/2026
**Sample Date :** 01/22/2026

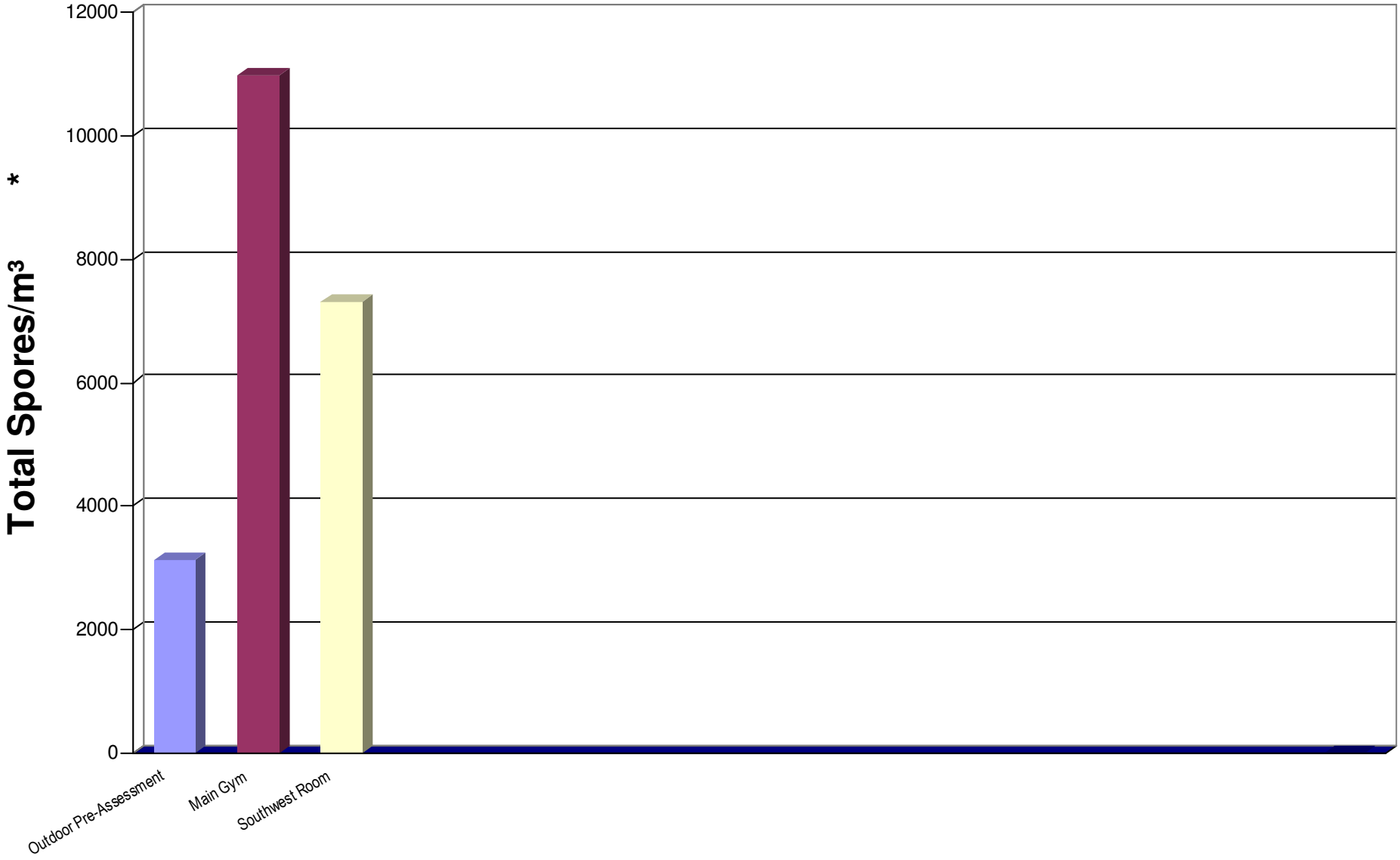

Moody Labs
2051 Valley View Lane
Farmers Branch, TX 75234 Phone: (972) 241-8460

# IAQ Mold Report

## Supplemental Overview

TDLR License No.: LAB0117
AIHA EMPAT ID: 102577

**Client :** TTL - San Antonio
**Project :** JBSA, Chapman Training Annex, Building 140
**Project # :** 26-09-00191.00

Outdoor Pre-Assessment

**Lab Job No.** 26F-00981
**Report Date** 02/04/2026
**Sample Date :** 01/22/2026

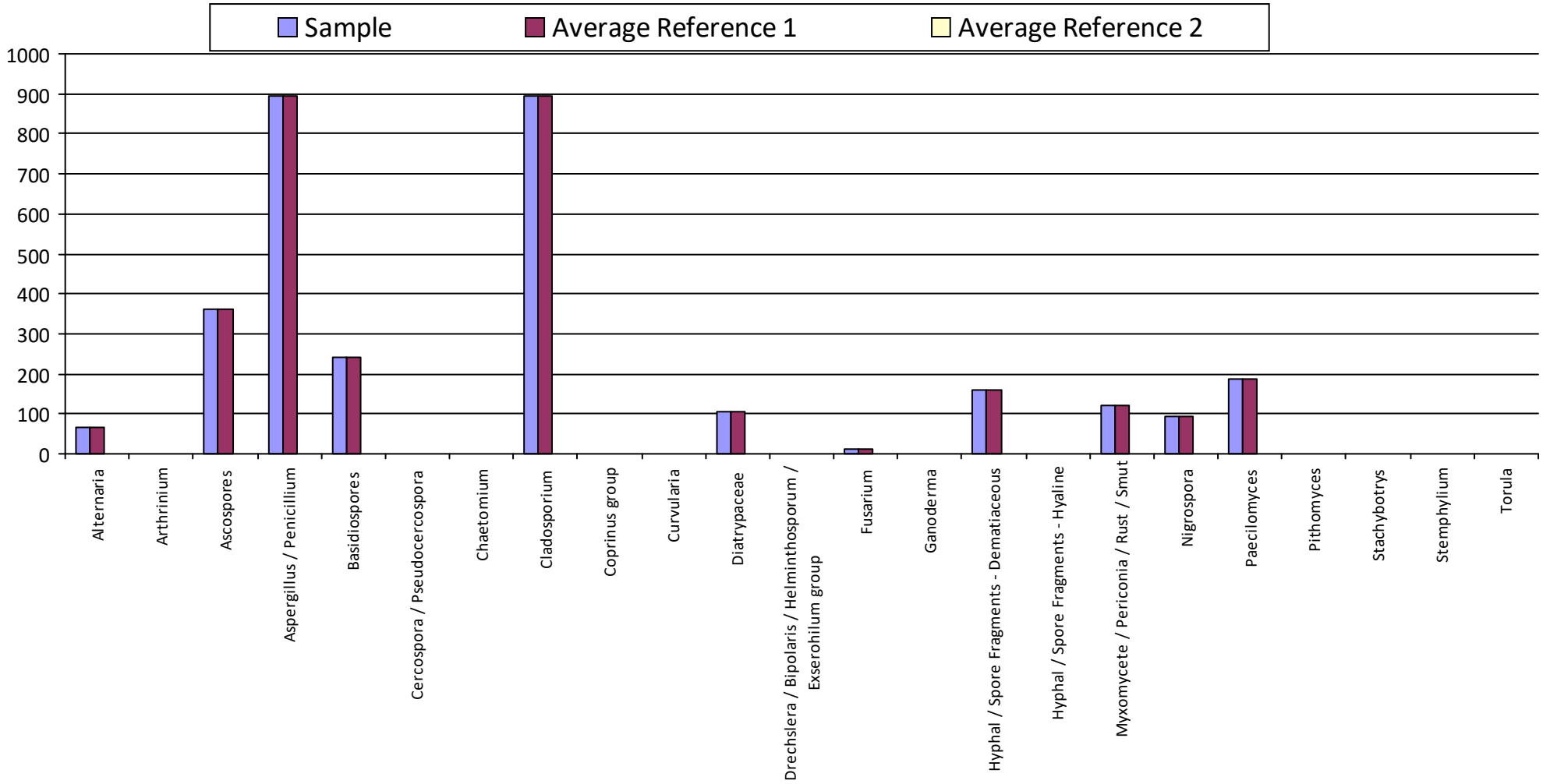


Average Reference 1 = Outdoor Pre-Assessment

Moody Labs
2051 Valley View Lane
Farmers Branch, TX 75234 Phone: (972) 241-8460

# IAQ Mold Report

## Supplemental Overview

TDLR License No.: LAB0117
AIHA EMPAT ID: 102577

**Client :** TTL - San Antonio
**Project :** JBSA, Chapman Training Annex, Building 140
**Project # :** 26-09-00191.00

Main Gym

**Lab Job No.** 26F-00981
**Report Date** 02/04/2026
**Sample Date :** 01/22/2026

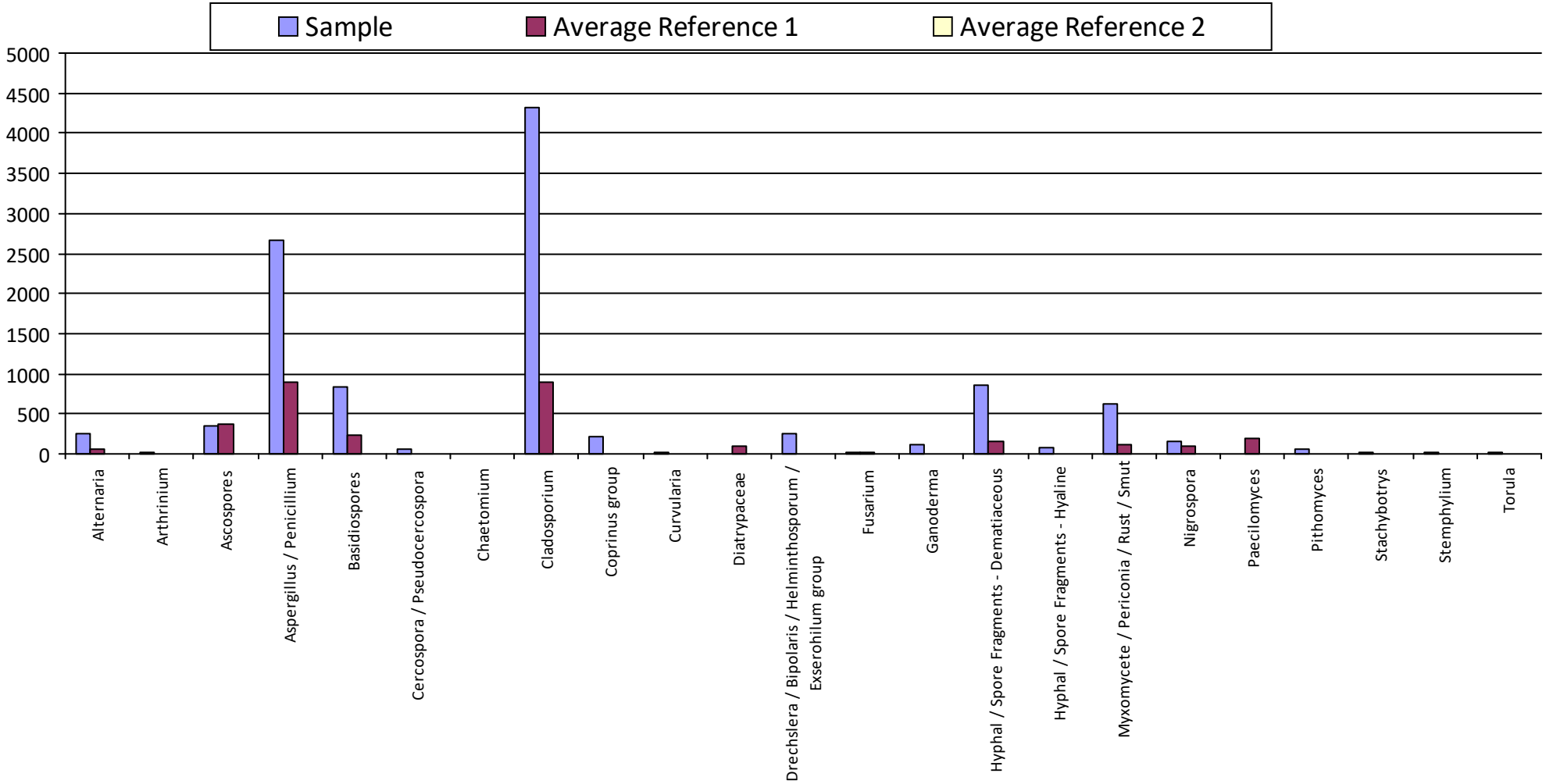


Average Reference 1 = Outdoor Pre-Assessment

# IAQ Mold Report

## Supplemental Overview

Moody Labs
2051 Valley View Lane
Farmers Branch, TX 75234 Phone: (972) 241-8460

TDLR License No.: LAB0117
AIHA EMPAT ID: 102577

**Client :** TTL - San Antonio
**Project :** JBSA, Chapman Training Annex, Building 140
**Project # :** 26-09-00191.00

Southwest Room

**Lab Job No.** 26F-00981
**Report Date** 02/04/2026
**Sample Date :** 01/22/2026

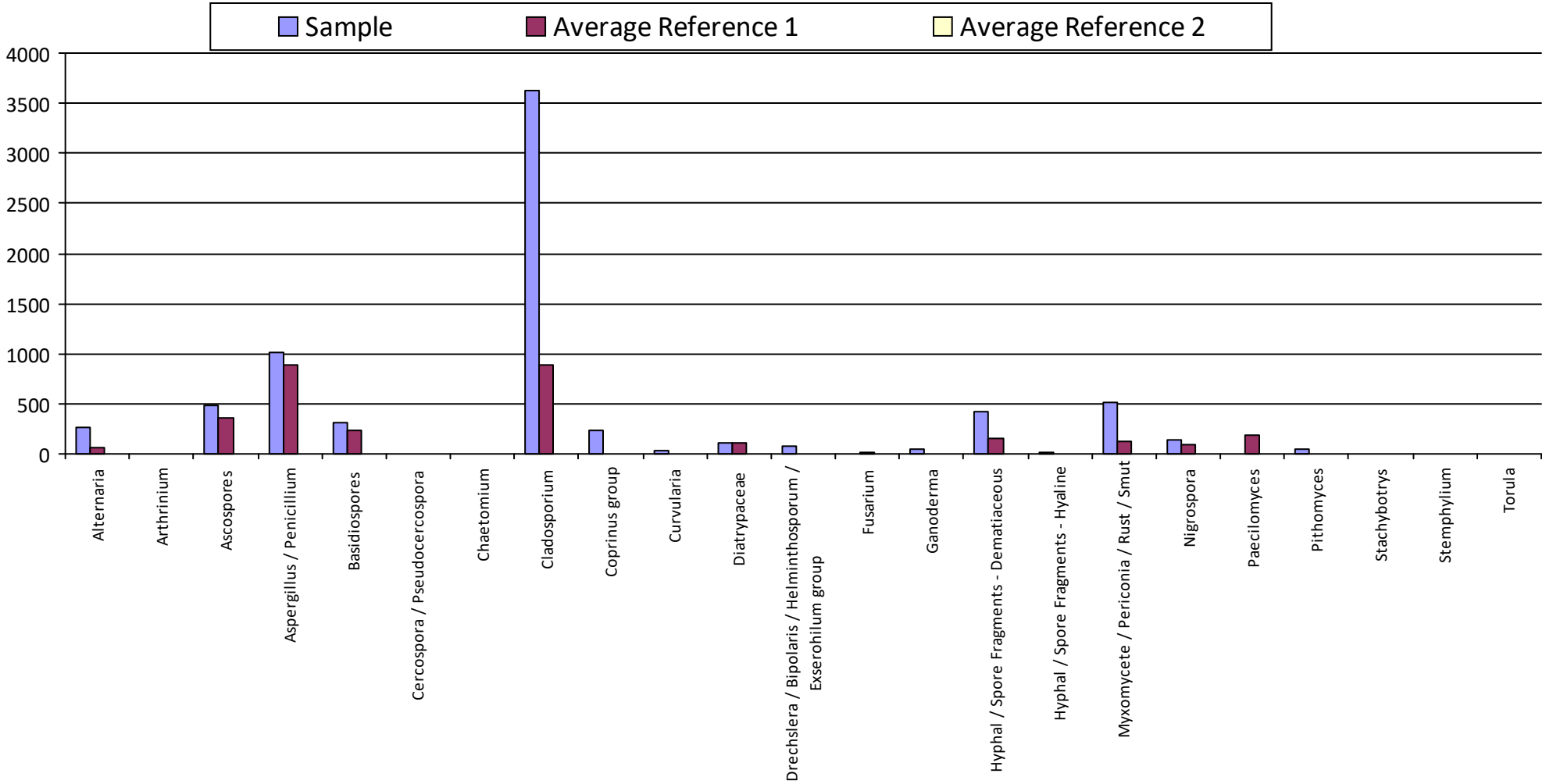


Average Reference 1 = Outdoor Pre-Assessment

End of Supplemental Overview section (26F-00981)

Moody Labs

# Chain of Custody

Lab Job # 26F-00981 Std
Lab Job # 3 AOC
Lab Job #

AFTER HOURS / WEEKEND WORK: ☐ YES ☐ NO
*Please call in advance for after hours / immediate pricing & availability*

Page 1 of 1

**ASBESTOS PLM**
Bulk ☐ Immediate ☐ 1 day ☐ 2 day ☐ 3 day ☐ 5-7 day
☐ **Analyze All** ☐ **Positive Stop**

**PCM Air (7400)**
☐ Immediate ☐ 1 day ☐ 2 day ☐ 3 day ☐ 5 day
**Analyze Blanks** ☐ **Yes** ☐ **No**

**TOTAL DUST(0500/0600)**
☐ 1 day ☐ 2 day

**ASBESTOS TEM**
Air AHERA Method ☐ Late Night* ☐ 6 hr ☐ 12 hr ☐ 24 hr
Air 7402 (Modified) ☐ 1 day ☐ 2 day ☐ 3 day
Bulk ☐ 1 day ☐ 2 day ☐ 3 day ☐ 5 day
Water/Wipe/Micro Vac ☐ 1 day ☐ 2 day ☐ 3 day
**Analyze Blanks** ☐ **Yes** ☐ **No**
*Late night analysis surcharges apply

**MOLD**
Direct Exam ☐ Immed ☐ 1 day ☐ 2 day ☐ 5 day
Standard Air ☐ Immed ☐ 1 day ☐ 2 day ☑ 5 day
Expanded Air ☐ Immed ☐ 1 day ☐ 2 day ☐ 5 day
TPC w/ Yeast & Mold (TYMC)** ☐ 5 day
Culture** ☐ 14 days
**Analyze Blanks** ☐ **Yes** ☐ **No**

**BACTERIA****
Total Plate Count (TAMC) ☐ 2 day
Coliform & E. coli (P/A) ☐ 1 day
Coliform & E. coli (Q) ☐ 1 day
**Please note Bacteria / Mold Culture turnarounds are approximate and subject to analytical requirements**

**OTHER:**

**Billing Company / City:** TTL, Inc. / San Antonio # of Samples: 3 Sample Date: 01/22/2026
Project: JBSA - Chapman Training Annex - Building 140 Project #: 26-09-00191.00
**Contact Information:** Name: Nicolas Espino Phone #: 210.888.6100
E-mail Results to: nespino@ttlusa.com Mobile #:
Invoice Address: P.O. #:

*Please review paperwork and samples before submitting to lab. Unsealed / improperly packaged / damaged / expired samples or excessive administrative requests may incur additional fees*

Notes:

| Sample # | Sample Description | Vol. / Area (if applicable) | Location / Notes |
|---|---|---|---|
| OS-01 | Outdoor Pre-Assessment | 75 L | RH: 45.9% \| Temp 73.5 F |
| ST-01 | Main Gym | 75 L | RH: 51.7% \| Temp 66.5 F |
| ST-02 | Southwest Room | 75 L | RH: 59.9% \| Temp 66.5 F |

| Released By: | Date / Time: | Received By: | Date / Time: |
|---|---|---|---|
| Nicolas Espino | 01-23-2026 5:00pm | Fed Ex | 1/30/26 1:30 |
| Released By: | Date / Time: | Received By: | Date / Time: |

# IAQ Mold Report

## Summary

2051 Valley View Lane
Farmers Branch, TX 75234 Phone: (972) 241-8460

TDLR License No.: LAB0117
AIHA EMPAT ID: 102577

**Client :** TTL - San Antonio
**Project :** JBSA, Chapman Training Annex, Building 140
**Project # :** 26-09-00191.00
**Sample Type:** Surface - Swab, Tape Lift, Bulk, Non-cultured
**Test Method:** Mold: MLQ - 0114 - Qualitative Direct Examination (with stain)

**Lab Job No. :** 26F-01023
**Report Date :** 02/04/2026
**Sample Date:** 01/22/2026



On 1/30/2026, one (1) samples was submitted by a representative of TTL - San Antonio (located at 17215 Jones Maltsberger, Suite 101, San Antonio, TX 78247) for Surface - Swab, Tape Lift, Bulk, Non-cultured mold analysis. This report consists of three sections; a summary section, a data detail section, and an analytical notes section.

| Sample Number | Sample Description | Identification | Prevalence |
|---|---|---|---|
| T-01 | Drywall Surface, Mens Southeast Restroom | Cladosporium | 3 |

This report shall not be reproduced except in full, without approval of the laboratory. Data contained in this test report relates only to the samples tested. This report does not express or imply interpretation of the results contained herein. Interpretation should be made by a qualified professional. Moody Labs assumes no responsibility for the manner in which these samples were collected or handled prior to being received at this laboratory. Volume, area, and/or weight is provided by the customer. Moody Labs assumes no responsibility for the qualifications of personnel performing sampling and/or interpretations of this data.

Analyst(s): Connor Fiscus

Lab Director : Heather Lopez — Approved Signatory : Heather Lopez

Lab Director : Bruce Crabb — Approved Signatory : Bruce Crabb

End of Summary section (26F-01023)

Thank you for choosing Moody Labs

**This Page Left Intentionally Blank**

# IAQ Mold Report

## Data Detail

2051 Valley View Lane
Farmers Branch, TX 75234 Phone: (972) 241-8460

TDLR License No.: LAB0117
AIHA EMPAT ID: 102577

**Client :** TTL - San Antonio
**Project :** JBSA, Chapman Training Annex, Building 140
**Project # :** 26-09-00191.00
**Sample Type:** Surface - Swab, Tape Lift, Bulk, Non-cultured
**Test Method:** Mold: MLQ - 0114 - Qualitative Direct Examination (with stain)

**Lab Job No. :** 26F-01023
**Report Date :** 02/04/2026
**Sample Date:** 01/22/2026



This report consists of three sections; a summary section, a data detail section, and an analytical notes section. Results may not be reported except in full.

| **Sample ID:** | **T-01** | | | | | | | | | | | |
|---|---|---|---|---|---|---|---|---|---|---|---|---|
| Location: | Drywall Surface, Mens Southeast Restroom | | | | | | | | | | | |
| Media Expires On: | | | | | | | | | | | | |
| Notes Included: | | | | | | | | | | | | |
| Volume: | - | - | - | - | - | - | - | - | - | - | - | - |
| | Score | RL* | - | %Total | - | - | - | - | - | - | - | - |
| Alternaria | - | - | - | - | - | - | - | - | - | - | - | - |
| Ascospores | - | - | - | - | - | - | - | - | - | - | - | - |
| Aspergillus / Penicillium | - | - | - | - | - | - | - | - | - | - | - | - |
| Basidiospores | - | - | - | - | - | - | - | - | - | - | - | - |
| Chaetomium | - | - | - | - | - | - | - | - | - | - | - | - |
| Cladosporium | 3 | - | - | - | - | - | - | - | - | - | - | - |
| Curvularia | - | - | - | - | - | - | - | - | - | - | - | - |
| Drechslera / Bipolaris / Helminthosporum / Exs | - | - | - | - | - | - | - | - | - | - | - | - |
| Fruiting bodies | - | - | - | - | - | - | - | - | - | - | - | - |
| Hyphal / Spore Fragments - Dematiaceous | - | - | - | - | - | - | - | - | - | - | - | - |
| Hyphal / Spore Fragments - Hyaline | - | - | - | - | - | - | - | - | - | - | - | - |
| Myxomycete / Rust / Smut | - | - | - | - | - | - | - | - | - | - | - | - |
| Stachybotrys | - | - | - | - | - | - | - | - | - | - | - | - |
| Analyst | Connor Fiscus | | | | | | | | | | | |
| Analysis Date | 2/4/2026 | | | | | | | | | | | |
| Debris Rating | 2 | | | | | | | | | | | |
| Debris Composition | | | | | | | | | | | | |
| Fibers | 1/5 | | | | | | | | | | | |
| Inorganic/Other | 2/5 | | | | | | | | | | | |
| Insect Parts | 0/5 | | | | | | | | | | | |
| Pollen | 1/5 | | | | | | | | | | | |
| Skin/Dander | 2/5 | | | | | | | | | | | |

**Prevalence Score Key:**

1 - Trace mold
2 - Light mold
3 - Moderate mold
4 - Substantial mold
5 - Extensive mold

End of Data Detail section
26F-01023

**This Page Left Intentionally Blank**

# IAQ Mold Report

## Analytical Notes

2051 Valley View Lane
Farmers Branch, TX 75234 Phone: (972) 241-8460

TDLR License No.: LAB0117
AIHA EMPAT ID: 102577

| | | | |
|---|---|---|---|
| **Client :** | TTL - San Antonio | **Lab Job No. :** | 26F-01023 |
| **Project :** | JBSA, Chapman Training Annex, Building 140 | **Report Date :** | 02/04/2026 |
| **Project # :** | 26-09-00191.00 | **Sample Date :** | 01/22/2026 |
| **Sample Type:** | Surface - Swab, Tape Lift, Bulk, Non-cultured | | |
| **Test Method:** | Mold: MLQ - 0114 - Qualitative Direct Examination (with stain) | | |



This report consists of three sections; a summary section, a data detail section, and an analytical notes section. Results may not be reported except in full.

**NOTE: No abnormalities or exceptions noted during analysis. All samples suitable for analysis.**

**NOTE: No discernable field blanks were included with this sample set.**

## Methods

Method: MLQ - 0114 / ASTM 7658 - Qualitative Direct Examination (with stain)
Data provided by the customer can affect the validity of results. Results apply to samples as received.
This report must not be used by the customer to claim product certification, approval, or endorsement by AIHA-LAP LLC, ISO, or any agency of the Federal Government.

## Legend / Key

0 - No linear trace detected (No particulate matter detected in impaction area)
1 - Trace particulate/debris (>non detect to ~5% particulate matter)
2 - Light particulate/debris (~5% to ~25% particulate matter)
3 - Moderate particulate/debris (~25% to ~75% particulate matter)
4 - Substantial particulate/debris (~75% to ~90% particulate matter)
5 - Extensive particulate/debris (>~90% particulate matter)
6 - Field blank
10 - Hold Sample
11 - Modified Analysis per Client Instructions

(-) Indicates the spore was not detected
*RL(Reporting Limit) is the analytical sensitivity, reported in spores/m^3

NOTE: Particulate/debris are defined as skin, fibers, pollen grains, insect parts, fungal and/or other non-fungal particles.

# IAQ Mold Report

## Analytical Notes

2051 Valley View Lane
Farmers Branch, TX 75234 Phone: (972) 241-8460

TDLR License No.: LAB0117
AIHA EMPAT ID: 102577

**Client :** TTL - San Antonio
**Project :** JBSA, Chapman Training Annex, Building 140
**Project # :** 26-09-00191.00
**Sample Type:** Surface - Swab, Tape Lift, Bulk, Non-cultured
**Test Method:** Mold: MLQ - 0114 - Qualitative Direct Examination (with stain)

**Lab Job No. :** 26F-01023
**Report Date :** 02/04/2026
**Sample Date :** 01/22/2026



This report consists of three sections; a summary section, a data detail section, and an analytical notes section. Results may not be reported except in full.

End of Analytical Notes section
26F-01023

Moody Labs

# Chain of Custody

Lab Job # 26F-01023 Direct
Lab Job # 1 Tape
Lab Job #

AFTER HOURS / WEEKEND WORK: ☐ YES ☐ NO
*Please call in advance for after hours / immediate pricing & availability*

Page 1 of 1

**ASBESTOS PLM**
Bulk ☐ Immediate ☐ 1 day ☐ 2 day ☐ 3 day ☐ 5-7 day
☐ **Analyze All** ☐ **Positive Stop**

**PCM Air (7400)**
☐ Immediate ☐ 1 day ☐ 2 day ☐ 3 day ☐ 5 day
**Analyze Blanks** ☐ **Yes** ☐ **No**

**TOTAL DUST(0500/0600)**
☐ 1 day ☐ 2 day

**ASBESTOS TEM**
Air AHERA Method ☐ Late Night* ☐ 6 hr ☐ 12 hr ☐ 24 hr
Air 7402 (Modified) ☐ 1 day ☐ 2 day ☐ 3 day
Bulk ☐ 1 day ☐ 2 day ☐ 3 day ☐ 5 day
Water/Wipe/Micro Vac ☐ 1 day ☐ 2 day ☐ 3 day
**Analyze Blanks** ☐ **Yes** ☐ **No**
*Late night analysis surcharges apply

**MOLD**
Direct Exam ☐ Immed ☐ 1 day ☐ 2 day ☑ 5 day
Standard Air ☐ Immed ☐ 1 day ☐ 2 day ☐ 5 day
Expanded Air ☐ Immed ☐ 1 day ☐ 2 day ☐ 5 day
TPC w/ Yeast & Mold (TYMC)** ☐ 5 day
Culture** ☐ 14 days
**Analyze Blanks** ☐ **Yes** ☐ **No**

**BACTERIA****
Total Plate Count (TAMC) ☐ 2 day
Coliform & E. coli (P/A) ☐ 1 day
Coliform & E. coli (Q) ☐ 1 day
**Please note Bacteria / Mold Culture turnarounds are approximate and subject to analytical requirements**

**OTHER:**

**Billing Company / City:** TTL, Inc. / San Antonio # of Samples: 1 Sample Date: 01/22/2026
Project: JBSA - Chapman Training Annex - Building 140 Project #: 26-09-00191.00
**Contact Information:** Name: Nicolas Espino Phone #: 210.888.6100
E-mail Results to: nespino@ttlusa.com Mobile #:
Invoice Address: P.O. #:

*Please review paperwork and samples before submitting to lab. Unsealed / improperly packaged / damaged / expired samples or excessive administrative requests may incur additional fees*

Notes:

| Sample # | Sample Description | Vol. / Area (if applicable) | Location / Notes |
|---|---|---|---|
| T-01 | Drywall Surface | | Men's Southeast Restroom |
| | | | |
| | | | |
| | | | |
| | | | |
| | | | |
| | | | |
| | | | |
| | | | |
| | | | |
| | | | |
| | | | |
| | | | |
| | | | |
| | | | |

| Released By: | Date / Time: | Received By: | Date / Time: |
|---|---|---|---|
| Nicolas Espino | 01-23-2026 5:00pm | via FedEx | 1/30/26 11:30a |
| Released By: | Date / Time: | Received By: | Date / Time: |

# APPENDIX C
# SITE PHOTOGRAPHS

**PHOTO 1:** View is of the building exterior.



**PHOTO 2:** View is of the interior of the main gym.

**PHOTO 3:** View is of domestic hot water tank with asbestos-containing insulation.

**PHOTO 4:** View is of the asbestos-containing steam boiler insulation.

**PHOTO 5:** View is of asbestos-containing steam line pipe wrap / insulation. (ACM)



**PHOTO 6:** View is of the main gym doors and associated asbestos-containing thick sealant around Door.

**PHOTO 7:** View is of the 4” ceramic tiles with asbestos-containing thin set.

**PHOTO 8:** View is of the exterior asbestos-containing window glazing.

© 2026 TTL, Inc.

**PHOTO 9:** View is of the asbestos-containing sealant on the exterior CMU of the building.

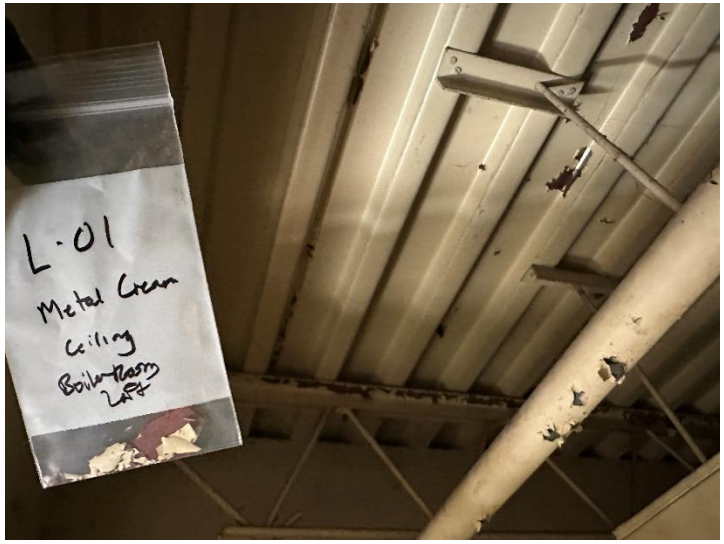


**PHOTO 10:** View is of cream paint on metal ceiling which Lead-Based Paint (LBP).

**PHOTO 11:** View is of blue LBP on metal railing.

**PHOTO 12:** View is of yellow LBP on metal pipe.




**PHOTO 13:** View is of green LBP on CMU wall.

**PHOTO 14:** View is of brown LBP on wood door.

**PHOTO 15:** View is of brown LBP on metal railing.



**PHOTO 16:** View is of the halogen bulbs inside the Squash Courts.

**PHOTO 17:** View is of the visible mold growth in southeast restrooms.

**PHOTO 18:** View is of the water damage on wood in the saunas.

**PHOTO 19:** View is of the water damage on ceiling tiles.

**PHOTO 20:** View is of the water damage in the locker room.

© 2026 TTL, Inc.

**PHOTO 21:** View is of mercury containing "U" shaped bulb found onsite.

**PHOTO 22:** View is of mercury containing fluorescent bulbs.

**PHOTO 23:** View is "No PCBs" lamp ballast.

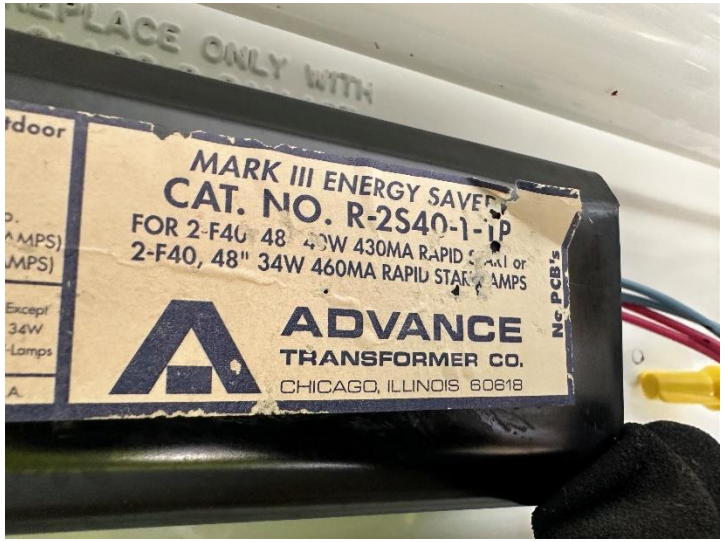


**PHOTO 24:** View is of "No PCBs" lamp ballast.



**PHOTO 25:** View is of interior of illuminated exit signs with Lead-Acid Battery

**PHOTO 26:** View is electric thermostat found onsite.

**PHOTO 27:** View is of typical emergency lighting system.

**PHOTO 28:** View is of Lead-Acid battery found inside emergency lighting system.

# APPENDIX D

# LICENSES / CERTIFICATIONS

# Texas Department of State Health Services

## TTL INC DBA
## TTL CONSULTING, INC

*is certified to perform as an*

## Asbestos Consultant Agency

*in the State of Texas and is hereby governed by the rights, privileges and responsibilities set forth in Texas Occupations Code, Chapter 1954 and Title 12, Texas Administrative Code, Chapter 295 relating to Texas Asbestos Health Protection, as long as this license is not suspended or revoked.*

***License Number: 100550***

***Expiration Date: 02/06/2027***

***Jennifer Shuford, MD, MPH,***
***Commissioner of Health***

***Control Number: 97732***

***(Void After Expiration Date)***

VOID IF ALTERED NON-TRANSFERABLE

SEE BACK

# Texas Department of State Health Services

*BE IT KNOWN THAT*

TTL INC DBA
TTL CONSULTING, INC

*is certified to perform as a*

Lead Firm

*in the State of Texas and is hereby governed by the rights, privileges and responsibilities set forth in Texas Occupations Code, Chapter 1955 and Title 25, Texas Administrative Code, Chapter 295 relating to Texas Environmental Lead Reduction, as long as this license is not suspended or revoked.*

***Certification Number: 2110644***

***Expiration Date: 03/26/2027***

***Jennifer Shuford, MD, MPH, Commissioner of Health***

***Control Number: 7649***

***(Void After Expiration Date)***

VOID IF ALTERED NON-TRANSFERABLE

SEE BACK

**TEXAS DEPARTMENT OF LICENSING AND REGULATION**
**P.O. Box 12157**
**Austin, Texas 78711-2157**
**1-800-803-9202 (512) 463-6599**
**www.tdlr.texas.gov**

If you cut around the border of the license it will fit in a standard 5" x 7" frame.

4524080100006501 01

11919382-ACO1228

**TTL INC.**
**17215 JONES MALTSBERGER RD**
**SAN ANTONIO TX 78247-2808**


*Rick Figueroa*
*Chair*

*Thomas F. Butler*
*Vice Chair*

*Gerald R. Callas, M.D., F.A.S.A.*
*Nora Castañeda*
*Sujeeth Draksharam*
*Lori High, R.N., N.P., Retired*
*Gary F. Wesson, D.D.S., M.S.*


*Mold Assessment Company*

**TTL INC.**

17215 JONES MALTSBERGER RD SAN ANTONIO

CHESTER DRASH - PRESIDENT

License Number: ACO1228

The entity named above is licensed by the Texas Department of Licensing and Regulation.

**License Expires:** March 20, 2027

Courtney Arbour
Executive Director

TEXAS
Health and Human Services

Texas Department of State Health Services

**Asbestos Inspector**

**NICOLAS A ESPINO**

**License Number: 603646**

**Control Number: 101306**

**Expiration Date: 29-Oct-2027**

Department of State Health Services certifies that

NICOLAS A ESPINO

is certified as a

Lead Risk Assessor

Certification No: 2071258

Control No: 8394

Expires: 9/1/2027

**STATE OF TEXAS**

NICOLAS ANDRES ESPINO

MOLD ASSESSMENT CONSULTANT

TDLR

TEXAS DEPARTMENT OF LICENSING & REGULATION

LICENSE NUMBER MAC1943
EXPIRES 05/10/2027

**TEXAS DEPARTMENT OF LICENSING & REGULATION**

**License Number: 603987** ***Current Date: 02/06/2026 01:48 PM***

| | |
|---|---|
| Name: | **SALAHUDDIN, DEBORAH AKUA** |
| License Type: | **Asbestos Inspector** |
| License Status: | **Current** |
| Expiry Date: | **01/24/2028** |
| Effective Rank Date: | **01/25/2022** |

## Addresses

**Mailing Address**

Address

**SALAHUDDIN, DEBORAH AKUA**
**SAN ANTONIO , TX**
**BEXAR**
**78224**
**US**

Phone Number:

**2106830332**

**STATE OF TEXAS**

OSANNA CARRASCO

MOLD ASSESSMENT CONSULTANT

TDLR

TEXAS DEPARTMENT OF LICENSING & REGULATION

LICENSE NUMBER MAC1587
EXPIRES 12/19/2026

**TEXAS DEPARTMENT OF LICENSING & REGULATION**