Limited Hazardous Materials Survey

Building 5584

Walker Avenue & Gott Street
29º22’32.0”N, 98º37’11.6”W
JBSA – Lackland Air Force Base, Texas 78236

Prepared for:
802 CES/CENME, Execution Support
2250 Engineer Street - Building 4196
JBSA - Fort Sam Houston, Texas 78234

Prepared by:
TTL, Inc.
17215 Jones Maltsberger Road, Suite 101
San Antonio, Texas 78247

Project No. 26-09-00191.00
February 25, 2026

17215 Jones Maltsberger Rd., Ste. 101
San Antonio, TX 78247
210.888.6100
www.TTLUSA.com

February 25, 2026

Mr. Eraldo David Martinez
802 CES/CENME, Execution Support (JBSA - 802 CES/CENME, EXECUTION SUPPORT)
2250 Engineer Street, Building 4196
JBSA - Fort Sam Houston, Texas 78234

P: 210.295.4727
E: eraldo.martinez@us.af.mil

RE: Limited Hazardous Materials Survey Report
Building 5584
Walker Avenue & Gott Street (29°22'32.0"N, 98°37'11.6"W)
JBSA – Lackland Air Force Base, Texas 78236
TTL Project No. 26-09-00191.00

Dear Mr. Martinez,

TTL, Inc. (TTL) is pleased to submit this Hazardous Materials Survey report for Building 5584 located on Walker Avenue & Gott Street (29°22'32.0"N, 98°37'11.6"W), JBSA – Lackland Air Force Base, Texas, herein referred to as the "Site". It should be noted that that JBSA – Lackland Air Force Base is considered a National Standards for Hazardous Air Pollutants (NESHAP) facility due to limited access to buildings and badging requirements.

Scope of Services

TTL was retained to conduct an asbestos-containing materials (ACM) survey, lead-based paint (LBP) inspection, a hazardous components survey, and a mold assessment.

The purpose of this survey was to determine the presence, quantity, and condition of suspect ACM, LBP, hazardous components, and mold growth located at the Site. The field work for the hazardous materials survey was conducted on January 23, 2026.

Report

Laboratory results, sample location maps, and photographs are included in the appendices following the report. This report is divided into four (4) sections, which include ACM Survey, LPB Survey, Hazardous Components Survey, and a Mold Assessment. A photo log is provided in Appendix C. Applicable licenses or certifications are provided in Appendix D.

Limitations

Observations and sampling performed during this site assessment are likely to be reasonable assessment of the conditions in the areas assessed at the Site. Environmental measurements within a building can vary from day to day and represent a snapshot on the day and time of the assessment. This assessment did not include destructive sampling to check behind wallpaper, wall cavities or concealed areas for hazardous materials.

This report is intended for the sole use and benefit of JBSA - 802 CES/CENME, Execution Support and may not be relied upon by any other party without express permission of TTL.

TTL has no knowledge of any hidden or unapparent or adverse environmental conditions of the property, including the presence of hidden mold, hazardous wastes, toxic substances, etc. TTL makes

no guarantees or warranties, express or implied, regarding the condition of the property. This report is not an environmental assessment of the property.

This report and associated conclusions are based on the visible conditions of the inspected areas and materials. TTL reserves the right to revise opinions and conclusions if necessary and warranted by the discovery of new or additional circumstances. This report is specific and limited in nature and shall not be relied on as a statement that all Hazardous Materials have been identified and that more exist beyond the visibly accessible areas.

Closing

TTL appreciates the opportunity to provide environmental consulting services to JBSA - 802 CES/CENME, EXECUTION SUPPORT on this phase of the project. Should you have any questions, or require additional information regarding the Hazardous Materials Survey, please call us at your convenience.

Respectfully submitted,

TTL, Inc.

Nicolas Espino
Project Professional
TDSHS Lead Risk Assessor 2071258
TDLR Mold Assessment Consultant MAC1943
TDSHS Asbestos Inspector 603646

Osanna Carrasco
Sr. Project Manager
TDSHS Lead Project Designer 2090091
TDLR Mold Assessment Consultant MAC1587

TABLE OF CONTENTS

1.0 ASBESTOS-CONTAINING MATERIAL SURVEY 4
1.1 Sampling Methods 4
1.2 Laboratory Analysis 4
1.3 Findings 5
1.4 Asbestos Recommendations 5
2.0 LEAD BASED PAINT SURVEY 7
2.1 Sampling Methods 7
2.2 Paint Chip Sample Summary 7
2.4 Lead Recommendations 8
3.0 LIMITED HAZARDOUS COMPONENTS SURVEY 9
3.1 Purpose and Scope 9
3.2 Polychlorinated Biphenyls 9
3.3 Mercury 9
4.0 LIMITED MOLD ASSESSMENT 11
4.1 LIMITED MOLD ASSESSMENT METHODS 11
4.1.1 Building Materials Moisture Assessment 11
4.1.2 Indoor Air Parameters 11
4.1.3 Bioaerosol Samples 11
4.2 MOLD ASSESSMENT FINDINGS 11
4.2.1 Visual Observations and Building Materials Moisture Assessment 11
4.2.2 Indoor Air Parameters 11
4.2.2 Bioaerosol Sample Results 12
4.3 MOLD ASSESSMENT CONCLUSIONS 13

APPENDIX A: SAMPLE LOCATION MAPS
APPENDIX B: LABORATORY RESULTS
APPENDIX C: SITE PHOTOGRAPHS
APPENDIX D: LICENSES AND CERTIFICATIONS

1.0 ASBESTOS-CONTAINING MATERIAL SURVEY

The limited asbestos survey was conducted on January 23, 2026, by TDSHS-licensed Asbestos inspectors Deborah Salahuddin (license number 603987), and Nicolas Espino (license number 603646).

1.1 Sampling Methods

TTL performed the limited asbestos inspection survey in general accordance with Texas Department of State Health Services (TDSHS) Administrative Code Title 25, Part 1, Chapter 296, *Texas Asbestos Health Protection Rules* (TAHPR), as well as the United States Environmental Protection Agency (USEPA) National Standards for Hazardous Air Pollutants (NESHAP). Approximate quantities of suspect materials were estimated by field measurements. The condition (e.g., good, damaged, significantly damaged) and friability (i.e., easily crumbled, pulverized, or reduced to powder by hand pressure) of suspect ACM was noted for each material. The friability of each sampled material was determined by hand-touch.

- Surfacing materials, including spray-applied or troweled on wall/ceiling coatings,
- Thermal system insulation (TSI), including pipe insulation, duct insulation, boiler lagging and
- Miscellaneous materials, including ceiling panels/tiles, floor tiles and mastic, gaskets (if accessible), and wallboard/joint compound.

Suspected ACMs were grouped into homogeneous areas (i.e., a material that is uniform in texture, color, date of application, use or system, and appears identical in every other aspect). Homogeneous areas were determined by the TDSHS licensed Asbestos Inspector(s) based upon date of installation and uniformity or color and texture. Fiberglass, foam glass, rubber or wood products, plastic products, glass and steel were not sampled since they are not considered suspect ACM.

1.2 Laboratory Analysis

A total of thirty (30) bulk samples were collected from the selected areas of the interior and exterior of the building. Samples were deposited in secure containers for transport to the analytical laboratory.

Bulk suspect asbestos samples were submitted under secure chain of custody and were analyzed utilizing Polarized Light Microscopy (PLM), following the USEPA PLM Method EPA-600/R-93/116. The bulk samples were analyzed by Moody Labs (Moody), in Farmers Branch, Texas. Moody is accredited by the National Institute of Standards and Technology National Voluntary Laboratory Accreditation Program (NVLAP No. 102056-0) and licensed by TDSHS (license number 300084).

A summary of TTL's asbestos sampling, including analytical results, sample number, material descriptions, sample locations, material condition, friability and estimated quantities is provided in Table 1 below.

TABLE 1: Asbestos Sample Results Summary Building 5584 Walker Avenue & Gott Street JBSA Lackland Air Force Base, Texas 78236						
Sample No.	Suspect Material	Sample Location	Asbestos %	Estimated Quantities	Friability (F/NF)	Condition
1-01, 02,03	1' x 1' Wall Tile with Fissures	Interior – East Wall, West Wall	None Detected	N/A	F	D
2-01, 02,03	1' x 1' Wall Tile with Short Fissures	Interior – East Wall	None Detected	N/A	F	D
3-01, 02,03	1'x1' Wall Tile with Deep Fissures	Interior – East Wall, West Wall	None Detected	N/A	F	D
4-01, 02,03	2' x 4' Ceiling Tile with Dots and Fissures	Interior – East, West, Center	None Detected	N/A	F	SD
5-01, 02,03	Spray on Insulation	Interior – East, Center	5% Chrysotile	800 SF	F	SD
6-01, 02,03	Black Paper Insulation Backing	Interior – West	None Detected	N/A	NF	SD
7-01, 02,03	CMU Grout and Texture	Interior – East Wall, West Wall	None Detected	N/A	NF	D
8-01, 02,03	Window Glazing	Interior – North Window, South Window	2% Chrysotile	10 SF	NF	SD
9-01, 02,03	Window Caulking	Exterior – North Window, South Window	3% Chrysotile	10 SF	NF	SD
10–01, 02, 03	Grout associated with Brick	Exterior - North Tunnel, South Tunnel	None Detected	N/A	NF	G

LEGEND

SF – Square Feet
G – Good
D – Damaged
SD – Significantly Damaged
PACM – Presumed Asbestos-Containing Materials
VCT – Vinyl Composition Tile
F – Friable
NF – Non-Friable
N/A – Not Applicable
* – Positive for Asbestos
FT – Floor Tile
M - Mastic
TX – Texture
JC – Joint Compound

1.3 Findings

The laboratory analytical results identified asbestos at 1% or greater in the following materials:

- Spray on insulation found above ceiling tile on walls and ceiling deck
- Window glazing found on interior windows
- Window caulking found on exterior windows

Site sample location map is provided in Appendix A. The laboratory report and chain of custody are provided in Appendix B.

1.4 Asbestos Recommendations

ACMs identified at the building that will be impacted by renovation or demolition should be removed and disposed of in accordance with federal, state, and local regulation, prior to disturbance. It is recommended that the asbestos abatement must be performed by a TDSHS licensed asbestos abatement contractor in accordance with a project design prepared by a TDSHS licensed asbestos consultant. In addition, third party air monitoring should be performed during the abatement. Prior to initiating an asbestos abatement project, written notification must be provided no later than 10 calendar days prior to starting abatement.

Contractors should use caution during construction related activities as concealed suspect ACM or other hazardous materials that were not previously analyzed may be encountered. If additional material, not previously sampled are later identified during construction related activities, then supplemental sample should be performed.

Materials that were noted as none-detected for asbestos may be disposed of as general construction debris.

2.0 LEAD BASED PAINT SURVEY

As part of the Hazardous Materials Survey, TTL representative Mr. Nicolas Espino, a Texas Department of State Health Services (TDSHS) certified Lead Risk Assessor (license number 2071258) conducted a lead-based paint (LBP) survey at the Site on January 23, 2026.

2.1 Sampling Methods

The LBP sampling was conducted in general accordance with sampling guidelines and methodologies documented in the U.S. Department of Housing and Urban Development (HUD) *Guidelines for the Evaluation and Control of Lead-Based Paint Hazards in Housing*, Second Edition dated July 2012 and *EPA Lead: Requirements for Lead-Based Paint Activities in Target Housing and Child-Occupied Facilities*, dated August 1996. Paint chip sampling methods were utilized to complete this survey.

Lead-based paint (LBP) is defined as paint containing >1.0 milligrams per square centimeter (mg/cm^2) as measured by >0.5% of lead by weight as analyzed by Atomic Absorption, for the purposes of renovation and/or demolition work. Occupational Safety and Health Administration (OSHA) defines LBP as any paint containing detectable amounts of lead.

The scope of work required a visual inspection and sampling of all painted surfaces from the Site. Paint chip samples were collected from painted areas throughout the Site.

2.2 Paint Chip Sample Summary

A total of ten (10) paint chip samples were collected from painted areas at the Site. The samples were submitted to SanAir Technologies Laboratory, North Chesterfield, Virginia. The samples were analyzed for total lead utilizing EPA Method SW846/M3050B/7000B. A summary of the samples collected, and analytical results are presented in Table 2.

Table 2: Lead Based Paint Sample Results Building 5584 Walker Avenue JBSA Lackland Air Force Base, Texas 78236				
Sample ID	Paint Color / Substrate	Sample Location	Lead Concentration % by Weight	Approximate Quantity (SF)
L-01	Red Paint on Concrete	Interior	0.168	N/A
L-02	Red Paint on Wood	Interior	0.055	N/A
L-03	Gray Paint on Metal	Interior	2.358	20 SF
L-04	White Paint on CMU Wall	Interior	0.491	N/A
L-05	Gray Paint on Wood	Interior	0.033	N/A
L-06	White Paint on Metal Door	Interior	0.213	N/A
L-07	Brown Paint on Metal Door Frame	Exterior	0.158	N/A
L-08	Cream Paint on CMU Wall	Exterior	0.011	N/A
L-09	Cream Paint on Metal Wall	Exterior	<0.010	N/A
L-10	Cream Paint on Concrete	Exterior – Tunnel Vent Stack	0.022	N/A

Laboratory analysis indicated that one (1) of the ten (10) samples collected from the Site indicated a concentration of lead of 0.5% concentration by weight or greater, as noted below:

- Gray paint on metal (L-03)

A Sample location map depicting all sampling locations is included in Appendix A. The laboratory results can be found in Appendix B.

2.4 Lead Recommendations

Contractor(s) should be made aware of the results for LBP. LBP that is in poor or deteriorated condition or that is disturbed during renovation by dry sanding, scraping, brushing, or burning can produce dust with lead, which can be inhaled or enter the body from hand-to-mouth contact.

Prior to performing renovation or demolition activities, the contractor should be made aware of the presence of LBP or potential LBP particularly in the areas of observed damaged paint to satisfy the hazard communication requirements set forth by OSHA regulations. Specifically, the contractors should be required to comply with OSHA regulations including 29 CFR 1926.62, Lead Exposure in Construction: Interim Final Rule and 29 CFR 1926.59, Hazardous Communication for the Construction Industry.

If any renovation, repair or demolition activity will disturb the LBP, engineering controls such as barriers and water should be used to minimize dust levels. The public should be prevented from unauthorized access to the work area. Ambient air monitoring is recommended to document engineering controls are adequate and that the ambient airborne concentrations do not exceed the permissible exposure levels.

3.0 LIMITED HAZARDOUS COMPONENTS SURVEY

As part of this Hazardous Materials Survey, a Limited Hazardous Components Survey was conducted at the Site on January 23, 2026.

3.1 Purpose and Scope

The purpose of the Hazardous Component Survey was to visually identify suspect hazardous components at the Site. This survey included identifying equipment that may contain Polychlorinated Biphenyls (PCBs) or Mercury that may be handled during renovation. These components may be subject to special handling for recycling or waste disposal prior to demolition activities. A hazardous component location map can be found in Appendix E.

3.2 Polychlorinated Biphenyls

PCBs are a class of man-made organic chemicals manufactured and used from the late 1920s until 1979 when the EPA banned its manufacture. PCBs are stable, resistant to acids and bases, have thermal stability, and fire resistance properties. These special properties led to widespread use of PCBs in industrial and commercial applications including electrical, heat transfer, hydraulic, and lighting equipment, caulks, paint, coatings, etc. The EPA regulates PCBs through several statutes, the most comprehensive of which is the Toxic Substances Control Act of 1976 codified in 40 CFR Part 761. This regulation governs the use, marking, storage, recording, and disposal of PCBs and PCB wastes. In Texas, PCB waste is regulated by the Texas Commission on Environmental Quality (TCEQ) through 30 Texas Administrative Code (TAC) Chapter 335.

<u>Fluorescent Lamp Ballasts</u>

Fluorescent Lamp Ballasts (FLBs) manufactured prior to July 1, 1979 may contain PBCs. FLB manufactured between July 1. 1978 and July 1, 1998 that do not contain PCBs must be labeled “No PCBs”. If an FLB is not labeled "No PCBs", it is best to assume it contains PCBs unless it is known to be manufactured after 1979. FLBs manufactured after 1998 are not required to be labeled.

To inspect a light fixture for the presence of PCBs, parts of the fixture were temporarily removed to expose the ballast (if present) and identify a “no PCBs” label. A photograph was taken for every newly encountered ballast before the fixture was reassembled. Details regarding the styles of fluorescent light fixtures identified are provided below.

Approximately four (4) individual ceiling mounted FLBs were observed inside the building. Approximately 10% of these fixtures were disassembled. The “No PCBs” label was not observed on the FLBs. Additional investigation is required to determine the presence of PCBs in the dielectric fluids therein.

<u>Electric Transformers</u>

Dielectric fluids in electrical transformers may contain PCBs. Pad mounted transformers were observed along Walker Avenue to the east of the building. The labels did not indicate the presence or absence of PCBs – additional investigation is required to determine the presence of PCBs in the dielectric fluids therein.

3.3 Mercury

Mercury is found in thermostats, switches, thermometers, compact fluorescent bulbs and fluorescent and high-intensity discharge lamps.

All four (4) ballasts at the Site were equipped with two (2) mercury containing fluorescent tube bulbs. They should be disposed of in accordance with applicable rules and regulations. All fluorescent bulbs must be disposed of as a Universal Waste at an EPA approved recycling facility prior to any renovation / demolition activities.

The building is conditioned with a wall mounted unit with a built-in thermostat. The thermostat is electric and does not contain mercury. All thermostats must be disposed as a Universal Waste at an EPA approved recycling facility prior to any renovation / demolition activities.

4.0 LIMITED MOLD ASSESSMENT

As part of the Hazardous Materials Survey, On January 23, 2026, TTL representative Mr. Nicolas Espino, a Texas Department of Licensing and Regulation (TDLR) licensed Mold Assessment Consultant (MAC) completed a limited mold assessment and sampling of the Site area, which included the following.

4.1 LIMITED MOLD ASSESSMENT METHODS

TTL conducted a limited mold assessment in accordance with TDLR *Texas Mold Assessors and Remediators Administrative Rules* (TMARR) as well as applicable portions of the Institute of Inspection, Cleaning and Restoration Certifications (IICRC) Standard and Reference Guide for Professional Water Damage Restoration, Fourth Addition and the American Society for Testing and Materials (ASTM) D7338-14 Standard Guide for Assessment of Fungal Growth in Buildings. The assessment included the following:

4.1.1 Building Materials Moisture Assessment

The relative moisture content (MC) of building materials potentially affected by moisture/water intrusion were measured by a moisture meter and or an infrared (IR) camera to identify temperature differentials that may be associated with wet building materials.

4.1.2 Indoor Air Parameters

TTL collected measurements of indoor relative humidity and temperature concentrations, as well as outdoors for comparison purposes utilizing a hand-held direct read instrument.

4.1.3 Bioaerosol Samples

Samples were collected in accordance with the American Council of Government Industrial Hygienist (ACGIH) protocol outlined in "Bioaerosols: Assessment and Control". Samples were collected by drawing air across an adhesive material within a "spore trap" cassette. Ambient air is drawn over the spore trap using a high-volume vacuum pump, calibrated to draw 15 liters of air per minutes, for five minutes.

4.2 MOLD ASSESSMENT FINDINGS

4.2.1 Visual Observations and Building Materials Moisture Assessment

Areas of suspect water damage were observed on the east side interior of the building. Water intrusion appears to originate from roof leakage.

Moisture meter readings were taken from the building materials at the Site indicated the materials were dry at the time of the assessment.

4.2.2 Indoor Air Parameters

The American Society of Heating, Refrigerating and Air Conditioning Engineers (ASHRAE) Standard 62.1-2016, *Ventilation for Acceptable Indoor Mold* recommends an indoor temperature of 68^0 Fahrenheit (F) to 74^{0}F in the winter and 72^{0}F to 80^{0}F in the summer, and an indoor relative humidity (RH) level of <65% to reduce the likelihood of conditions that can lead to microbial growth. Table 3, found below, lists the conditions observed during the assessment.

Table 3: Indoor Air Parameters Building 5584 Walker Avenue JBSA Lackland Air Force Base, Texas 78236		
Area / Location	Temperature ^{0}F	Relative Humidity (RH) %
Pre-Assessment – Exterior	64.5	99.9
Interior	65.3	99.9

The RH reading taken at the Site showed RH was significantly above normal range, which could be attributed to faulty seals on doors and windows in the building. The temperature throughout the building was below industry standards.

4.2.2 Bioaerosol Sample Results

One (1) indoor spore trap sample was collected from the Site, and one (1) outdoor sample for comparison. Samples were submitted under chain of custody to Moody Labs (Moody) located in Farmers Branch, Texas. Moody is a TDLR license Mold Lab (LAB0117) and accredited by the American Industrial Hygiene Association (AIHA) (102577). Summary of sample results can be found on the table below:

Table 4: Air Spore Sample Results – Samples collected on January 23, 2026 Building 5584 Walker Avenue JBSA Lackland Air Force Base, Texas 78236		
Sample ID.	OS-01	ST-01
Sample Location	Pre-Assessment Outdoor	Interior
Identification	Spores/m³	Spores/m³
Alternaria		**213**
Ascospores	400	**413**
Aspergillus / Penicillium	533	**920**
Basidiospores	600	293
Cercospora / Pseudocercospora		13
Chaetomium		
Cladosporium	1280	**3200**
Coprinus group		**13**
Curvularia		**27**
Dreschslera/Bipolaris /Helminthosporum / Exserohilum group		**80**
Epicoccum		**27**
Fusarium	13	
Ganoderma		**13**
Hyphal / Spore Fragments - Dematiaceous	27	**240**
Hyphal / Spore Fragments - Hyaline		
Myxomycete / Periconia / Rust / Smut	53	**320**
Nigrospora		**67**
Pithomyces		**133**
Stachybotrys		
Stemphylium		**40**
Torula		**13**
Spores/m³ Total	**2906**	**6025**

Laboratory results indicated significantly higher levels of *Cladosporium, Aspergillus / Penicillium*, and *Myxomycete / Periconia / Rust / Smut* in the interior of the building compared to the outdoor control sample. *Alternaria, Cercospora / Pseudocercospora, Coprinus group, Curvularia, Dreschslera / Bipolaris / Helminthosporum / Exserohilum group, Epicoccum, Ganoderma, Nigrospora, Pithomyces, Stemphylium,* and *Torula* were found in the interior sample that were not found in the outdoor control sample.

A sample location map is found in Appendix A. The laboratory analysis results can be found in Appendix B.

4.3 MOLD ASSESSMENT CONCLUSIONS

- Water damage was observed on the east interior of the building; The source of water damage appeared to be from roof leakages.
- The indoor spore trap sample showed *Aspergillus / Penicillium, Cladosporium, Hyphal / Spore Fragments – Dematiacious* and *Myxomycete / Periconia / Rust / Smut* were significantly elevated compared to the outdoor comparison sample.

- *Alternaria, Cercospora / Pseudocercospora, Coprinus group, Curvularia, Dreschslera / Bipolaris /Helminthosporum/Exserohilum group, Epicoccum, Ganoderma, Nigrospora, Pithomyces, Stemphylium,* and *Torula* were observed on the inside spore trap sample that that noted in the exterior sample.
- The relative humidity was significantly above the recommended levels and could be attributed to faulty seals on doors and windows in the building. It should be noted that relative humidity levels within the building were equal to those outside the building.

APPENDIX A

SAMPLE LOCATION MAPS

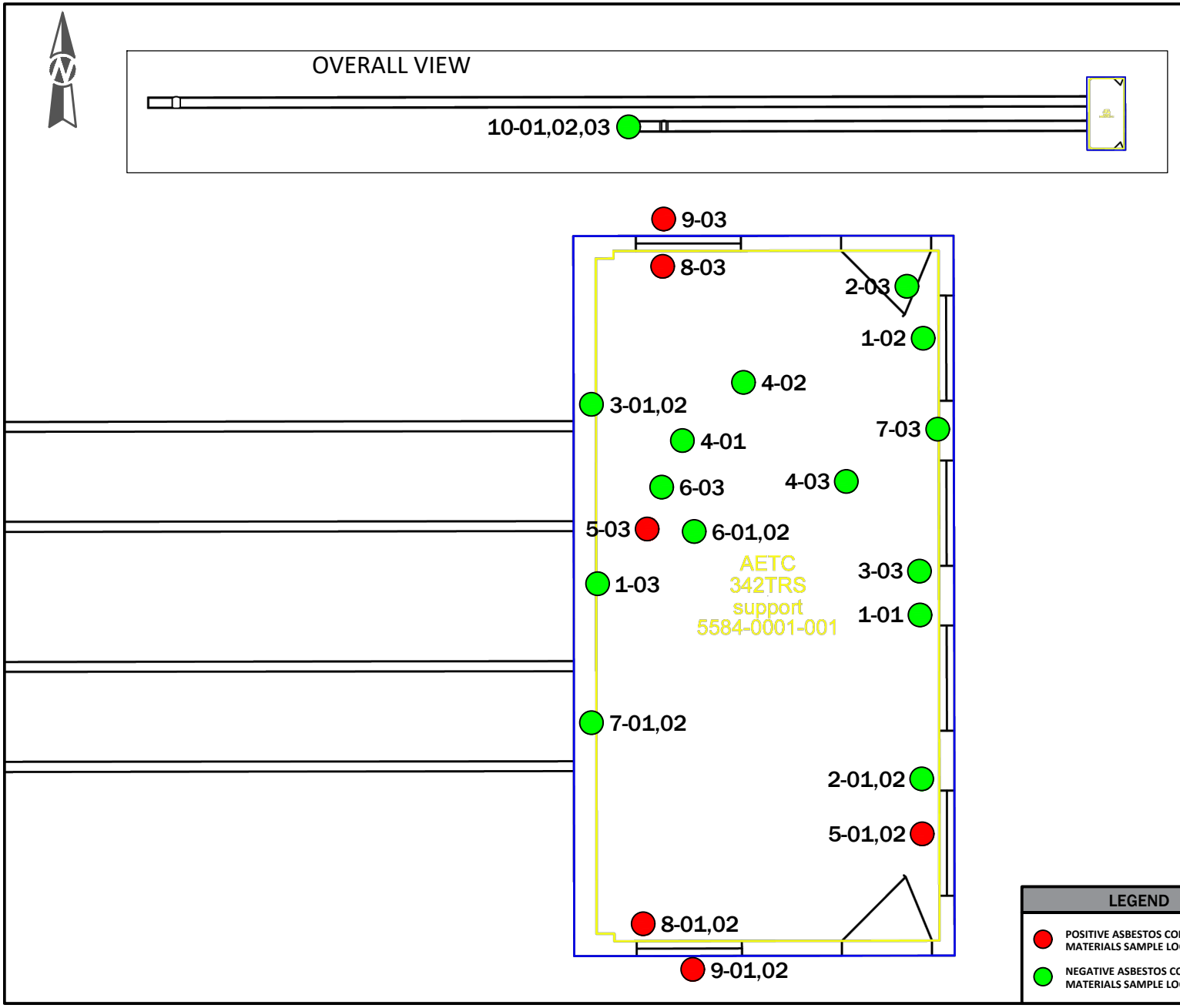

LEGEND

POSITIVE ASBESTOS CONTAINING MATERIALS SAMPLE LOCATION

NEGATIVE ASBESTOS CONTAINING MATERIALS SAMPLE LOCATION

EXHIBIT
A-1

Drawn By:	DS
Checked By:	NE
Date:	01/26/2026
Scale:	NOT TO SCALE
Proj. No.:	26-09-00191.00
File Name:	JBSA-LAK-5584.dwg

ASBESTOS CONTAINING MATERIALS SAMPLE LOCATIONS

BUILDING 5584
JBSA - LACKLAND AIR FORCE BASE
SAN ANTONIO, TEXAS 78236

TTL
17215 Jones Maltsberger Road
San Antonio, TX 78247
210.888.6100 | www.ttlusa.com
TBPE Firm Registration F-12622

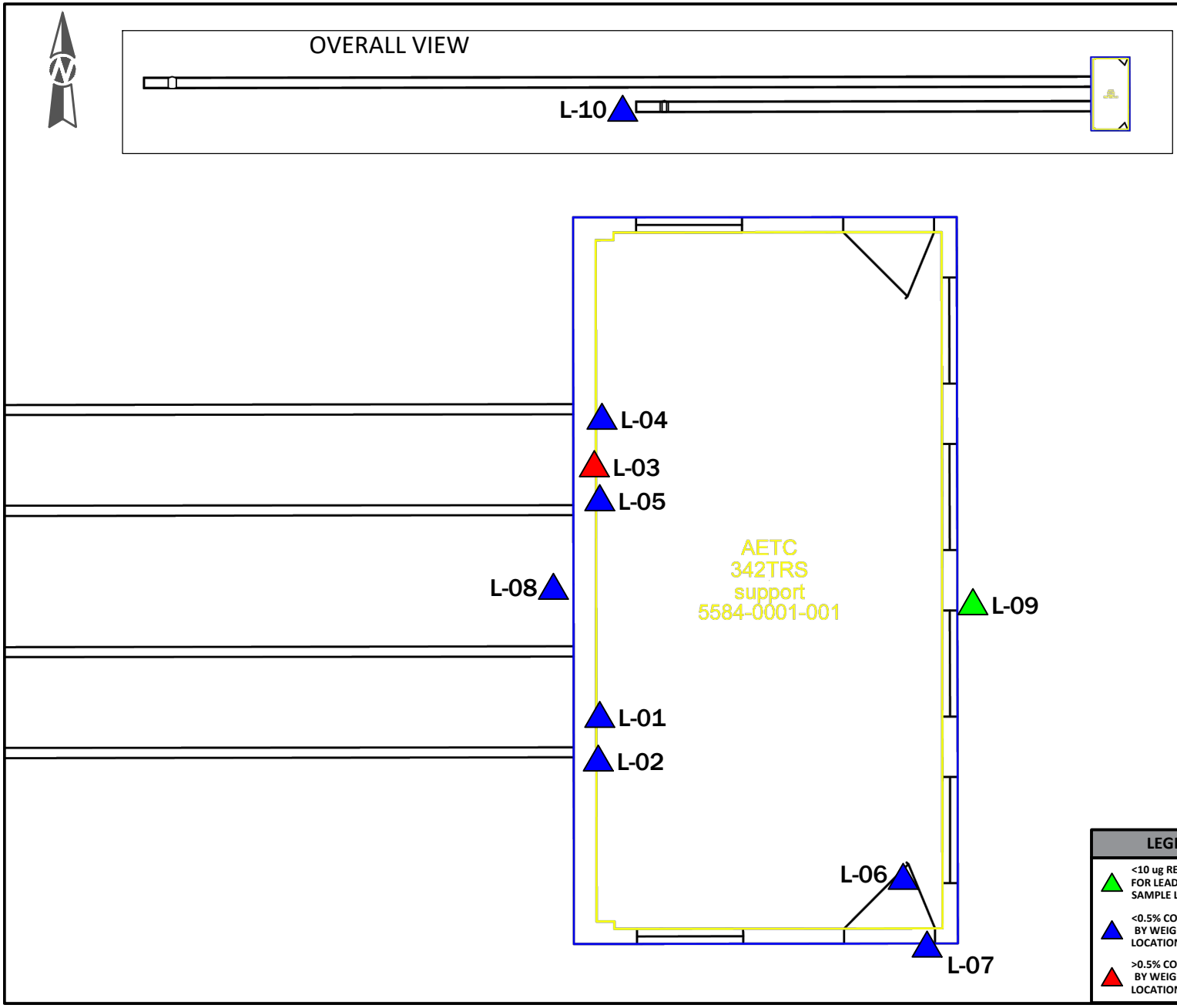

EXHIBIT
A-2

Drawn By:	DS
Checked By:	NE
Date:	01/26/2026
Scale:	NOT TO SCALE
Proj. No.:	26-09-00191.00
File Name:	JBSA-LAK-5584.dwg

LEAD BASED PAINT SURVEY SAMPLE LOCATIONS

BUILDING 5584
JBSA - LACKLAND AIR FORCE BASE
SAN ANTONIO, TEXAS 78236

LEGEND

- <10 ug REPORTING LIMIT FOR LEAD PAINT CHIP SAMPLE LOCATION
- <0.5% CONCENTRATION BY WEIGHT LBP SAMPLE LOCATION
- >0.5% CONCENTRATION BY WEIGHT LBP SAMPLE LOCATION

TTL
17215 Jones Maltsberger Road
San Antonio, TX 78247
210.888.6100 | www.ttlusa.com
TBPE Firm Registration F-12622

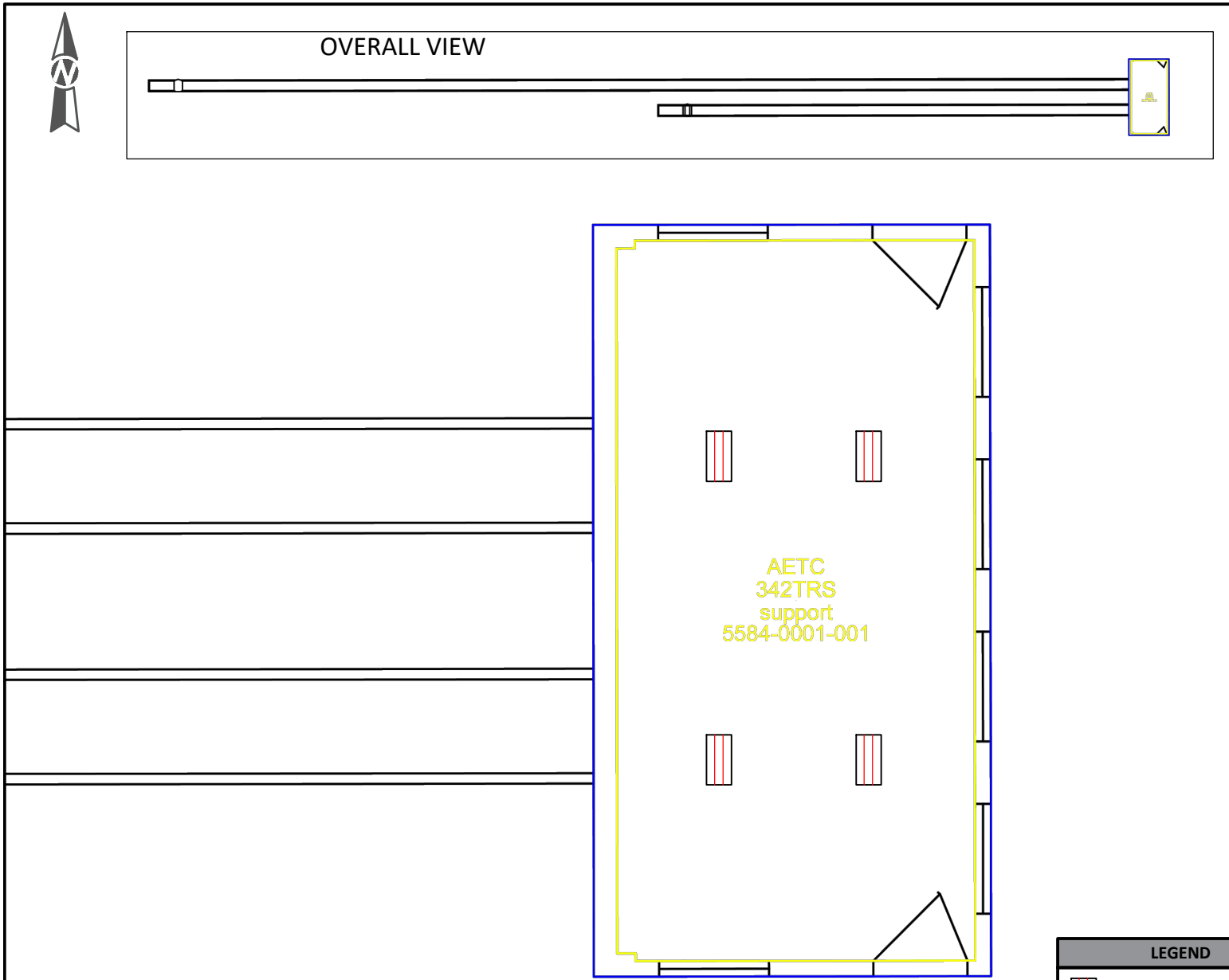

EXHIBIT
A-3

Drawn By:	DS
Checked By:	NE
Date:	01/26/2026
Scale:	NOT TO SCALE
Proj. No.:	26-09-00191.00
File Name:	JBSA-LAK-5584.dwg

HAZARDOUS COMPONENTS SURVEY

BUILDING 5584
JBSA - LACKLAND AIR FORCE BASE
SAN ANTONIO, TEXAS 78236

LEGEND

POTENTIAL PCB LIGHTING BALLAST WITH MERCURY TUBE BULBS

TTL
17215 Jones Maltsberger Road
San Antonio, TX 78247
210.888.6100 | www.ttlusa.com
TBPE Firm Registration F-12622

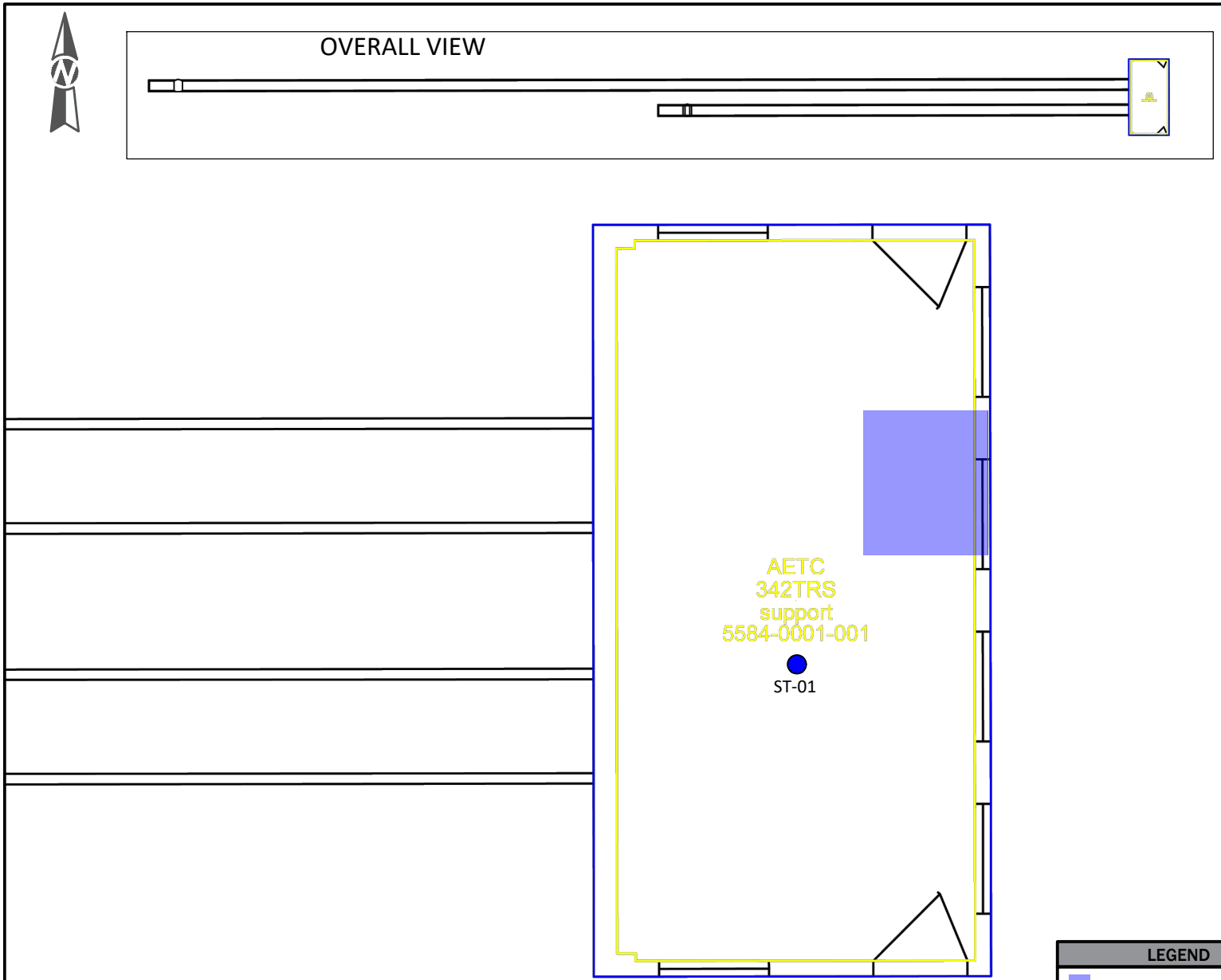

EXHIBIT
A-4

Drawn By:	DS
Checked By:	NE
Date:	01/26/2026
Scale:	NOT TO SCALE
Proj. No.:	26-09-00191.00
File Name:	JBSA-LAK-5584.dwg

MOLD ASSESMENT SAMPLE LOCATIONS

BUILDING 5584
JBSA - LACKLAND AIR FORCE BASE
SAN ANTONIO, TEXAS 78236

LEGEND

- OBSERVED WATER DAMAGE
- SPORE TRAP SAMPLE LOCATION

TTL
17215 Jones Maltsberger Road
San Antonio, TX 78247
210.888.6100 | www.ttlusa.com
TBPE Firm Registration F-12622

APPENDIX B
LABORATORY RESULTS

PLM Summary Report

2051 Valley View Lane
Farmers Branch, TX 75234 Phone: (972) 241-8460

NVLAP Lab Code 102056-0
TDSHS License No. 300084

Client :	TTL - San Antonio	Lab Job No. :	26B-00999
Project :	Building 5584, JBSA, Lackland AFB	Report Date :	02/06/2026
Project # :	26-09-00191.00	Sample Date :	01/23/2026
Identification :	Asbestos, Bulk Sample Analysis		
Test Method :	Polarized Light Microscopy / Dispersion Staining (PLM/DS) EPA Method 600 / R-93 / 116		

On 1/30/2026, thirty (30) bulk material samples were submitted by a representative of TTL - San Antonio for asbestos analysis by PLM/DS. The PLM Detail Report is attached; additional information may be found therein. The results are summarized below:

Sample Number	Client Sample Description / Location	Asbestos Content
1-01	1' x 1' Wall Tile (Fissures), Interior, East Wall, West Wall	None Detected - Acoustic Tile
1-02	1' x 1' Wall Tile (Fissures), Interior, East Wall, West Wall	None Detected - Acoustic Tile
1-03	1' x 1' Wall Tile (Fissures), Interior, East Wall, West Wall	None Detected - Acoustic Tile
2-01	1' x 1' Wall Tile (Dots and Short Fissures), Interior, East Wall	None Detected - Acoustic Tile
2-02	1' x 1' Wall Tile (Dots and Short Fissures), Interior, East Wall	None Detected - Acoustic Tile
2-03	1' x 1' Wall Tile (Dots and Short Fissures), Interior, East Wall	None Detected - Acoustic Tile
3-01	1' x 1' Wall Tile (Deep Fissures), Interior, East Wall, West Wall	None Detected - Acoustic Tile
3-02	1' x 1' Wall Tile (Deep Fissures), Interior, East Wall, West Wall	None Detected - Acoustic Tile
3-03	1' x 1' Wall Tile (Deep Fissures), Interior, East Wall, West Wall	None Detected - Acoustic Tile
4-01	2' x 4' Ceiling Tile (Dots and Short Fissures), Interior, East, West, Center	None Detected - Acoustic Tile
4-02	2' x 4' Ceiling Tile (Dots and Short Fissures), Interior, East, West, Center	None Detected - Acoustic Tile
4-03	2' x 4' Ceiling Tile (Dots and Short Fissures), Interior, East, West, Center	None Detected - Acoustic Tile
5-01	Spray-on Insulation, Interior, East, Center	5% Chrysotile - Insulation
5-02	Spray-on Insulation, Interior, East, Center	Not Analyzed - Positive Stop
5-03	Spray-on Insulation, Interior, East, Center	Not Analyzed - Positive Stop
6-01	Paper Insulation Backing (Black), Interior, West	None Detected - Tar Paper
6-02	Paper Insulation Backing (Black), Interior, West	None Detected - Tar Paper

PLM Summary Report

2051 Valley View Lane
Farmers Branch, TX 75234 Phone: (972) 241-8460

NVLAP Lab Code 102056-0
TDSHS License No. 300084

Client :	TTL - San Antonio	Lab Job No. :	26B-00999
Project :	Building 5584, JBSA, Lackland AFB	Report Date :	02/06/2026
Project # :	26-09-00191.00	Sample Date :	01/23/2026
Identification :	Asbestos, Bulk Sample Analysis		
Test Method :	Polarized Light Microscopy / Dispersion Staining (PLM/DS) EPA Method 600 / R-93 / 116		

On 1/30/2026, thirty (30) bulk material samples were submitted by a representative of TTL - San Antonio for asbestos analysis by PLM/DS. The PLM Detail Report is attached; additional information may be found therein. The results are summarized below:

Sample Number	Client Sample Description / Location	Asbestos Content
6-03	Paper Insulation Backing (Black), Interior, West	None Detected - Tar Paper
7-01	CMU Grout and Texture, Interior, East Wall, West Wall	None Detected - Grout None Detected - Paint / Texture
7-02	CMU Grout and Texture, Interior, East Wall, West Wall	None Detected - Grout None Detected - Paint / Texture
7-03	CMU Grout and Texture, Interior, East Wall, West Wall	None Detected - Grout None Detected - Paint / Texture
8-01	Window Glazing, Interior, North Window, South Window	2% Chrysotile - Window Glazing
8-02	Window Glazing, Interior, North Window, South Window	Not Analyzed - Positive Stop
8-03	Window Glazing, Interior, North Window, South Window	Not Analyzed - Positive Stop
9-01	Window Caulking, Exterior, North Window South Window	3% Chrysotile - Caulking
9-02	Window Caulking, Exterior, North Window South Window	Not Analyzed - Positive Stop
9-03	Window Caulking, Exterior, North Window South Window	Not Analyzed - Positive Stop
10-01	Brick Grout, North Tunnel, South Tunnel	None Detected - Grout
10-02	Brick Grout, North Tunnel, South Tunnel	None Detected - Grout
10-03	Brick Grout, North Tunnel, South Tunnel	None Detected - Grout

These samples were analyzed by layers. Quantification, unless otherwise noted, is performed by calibrated visual estimate. The test report shall not be reproduced except in full without written approval of the laboratory. The results relate only to the items tested. These test results do not imply endorsement by NVLAP or any agency of the U.S. Government. Accredited by the National Voluntary Laboratory Accreditation Program for Bulk Asbestos Fiber Analysis under Lab Code 102056-0.

NVLAP Testing NVLAP Lab Code 102056-0

Analyst(s): Willie Pruitt

Lab Manager : Heather Lopez — Approved Signatory : Heather Lopez

Lab Director : Bruce Crabb — Approved Signatory : Bruce Crabb

Thank you for choosing Moody Labs

Moody Labs
2051 Valley View Lane
Farmers Branch, TX 75234 Phone: (972) 241-8460

PLM Detail Report

Supplement to PLM Summary Report

NVLAP Lab Code 102056-0
TDSHS License No. 300084

Client : TTL - San Antonio
Project : Building 5584, JBSA, Lackland AFB
Project # : 26-09-00191.00

Lab Job No. : 26B-00999
Report Date : 02/06/2026

Sample Number	Layer	% Of Sample	Components	% of Layer	Analysis Date	Analyst
1-01	Acoustic Tile (Light Grey)	100%	Cellulose Fibers	30%	02/06	WP
			Mineral Wool Fibers	70%		
1-02	Acoustic Tile (Light Grey)	100%	Cellulose Fibers	20%	02/06	WP
			Mineral Wool Fibers	80%		
1-03	Acoustic Tile (Light Grey)	100%	Cellulose Fibers	20%	02/06	WP
			Mineral Wool Fibers	80%		
2-01	Acoustic Tile (Light Grey)	100%	Mineral Wool Fibers	60%	02/06	WP
			Cellulose Fibers	20%		
			Perlite	20%		
2-02	Acoustic Tile (Light Grey)	100%	Mineral Wool Fibers	50%	02/06	WP
			Cellulose Fibers	30%		
			Perlite	20%		
2-03	Acoustic Tile (Light Grey)	100%	Mineral Wool Fibers	45%	02/06	WP
			Cellulose Fibers	35%		
			Perlite	20%		
3-01	Acoustic Tile (Light Grey)	100%	Mineral Wool Fibers	50%	02/06	WP
			Cellulose Fibers	30%		
			Perlite	20%		
3-02	Acoustic Tile (Light Grey)	100%	Mineral Wool Fibers	50%	02/06	WP
			Cellulose Fibers	30%		
			Perlite	20%		
3-03	Acoustic Tile (Light Grey)	100%	Mineral Wool Fibers	50%	02/06	WP
			Cellulose Fibers	30%		
			Perlite	20%		
4-01	Acoustic Tile (Light Grey)	100%	Cellulose Fibers	50%	02/06	WP
			Mineral Wool Fibers	30%		
			Perlite	20%		

Moody Labs
2051 Valley View Lane
Farmers Branch, TX 75234 Phone: (972) 241-8460

PLM Detail Report

Supplement to PLM Summary Report

NVLAP Lab Code 102056-0
TDSHS License No. 300084

Client : TTL - San Antonio
Project : Building 5584, JBSA, Lackland AFB
Project # : 26-09-00191.00

Lab Job No. : 26B-00999
Report Date : 02/06/2026

Sample Number	Layer	% Of Sample	Components	% of Layer	Analysis Date	Analyst
4-02	Acoustic Tile (Light Grey)	100%	Cellulose Fibers	50%	02/06	WP
			Mineral Wool Fibers	30%		
			Perlite	20%		
4-03	Acoustic Tile (Light Grey)	100%	Mineral Wool Fibers	45%	02/06	WP
			Cellulose Fibers	35%		
			Perlite	20%		
5-01	Insulation (Light Tan)	100%	Chrysotile	5%	02/06	WP
			Vermiculite	40%		
			Binders / Fillers	55%		
5-02	Not Analyzed - Positive Stop	100%			02/06	WP
5-03	Not Analyzed - Positive Stop	100%			02/06	WP
6-01	Tar Paper (Black)	100%	Cellulose Fibers	90%	02/06	WP
			Tar Binders	10%		
6-02	Tar Paper (Black)	100%	Cellulose Fibers	90%	02/06	WP
			Tar Binders	10%		
6-03	Tar Paper (Black)	100%	Cellulose Fibers	90%	02/06	WP
			Tar Binders	10%		
7-01	Grout (Grey)	98%	Aggregate	65%	02/06	WP
			Cement Binders	35%		
	Paint / Texture (Off White / Green)	2%	Calcite	5%		
			Pigment / Binders	95%		
7-02	Grout (Grey)	98%	Aggregate	65%	02/06	WP
			Cement Binders	35%		
	Paint / Texture (Off White)	2%	Calcite	5%		
			Pigment / Binders	95%		
7-03	Grout (Grey)	98%	Aggregate	65%	02/06	WP
			Cement Binders	35%		
	Paint / Texture (Off White)	2%	Calcite	5%		
			Pigment / Binders	95%		

Moody Labs
2051 Valley View Lane
Farmers Branch, TX 75234 Phone: (972) 241-8460

PLM Detail Report

Supplement to PLM Summary Report

NVLAP Lab Code 102056-0
TDSHS License No. 300084

Client : TTL - San Antonio
Project : Building 5584, JBSA, Lackland AFB
Project # : 26-09-00191.00

Lab Job No. : 26B-00999
Report Date : 02/06/2026

Sample Number	Layer	% Of Sample	Components	% of Layer	Analysis Date	Analyst
8-01	Window Glazing (Off-White)	100%	Chrysotile	2%	02/06	WP
			Calcite	58%		
			Binders / Fillers	40%		
8-02	Not Analyzed - Positive Stop	100%			02/06	WP
8-03	Not Analyzed - Positive Stop	100%			02/06	WP
9-01	Caulking (Grey)	100%	Chrysotile	3%	02/06	WP
			Calcite / Binders	97%		
9-02	Not Analyzed - Positive Stop	100%			02/06	WP
9-03	Not Analyzed - Positive Stop	100%			02/06	WP
10-01	Grout (Grey)	100%	Aggregate	60%	02/06	WP
			Cement Binders	35%		
			Calcite	5%		
10-02	Grout (Grey)	100%	Aggregate	60%	02/06	WP
			Cement Binders	35%		
			Calcite	5%		
10-03	Grout (Grey)	100%	Aggregate	60%	02/06	WP
			Cement Binders	35%		
			Calcite	5%		

26B-00999PLM
30

ASBESTOS INSPECTION CHAIN OF CUSTODY FORM

Sample No.	HA	Material Description	Sample Location	Estimated Quantity	Sample Type	Disturbance Potential	Condition	Friable
1-01,02,03	1	1'x1' Wall Tile with Fissures	Interior - East Wall, West Wall		S | T | M	L | M | H	G | D | SD	Y | N
2-01,02,03	2	1'x1' Wall Tile Dots and Short Fissures	Interior - East Wall		S | T | M	L | M | H	G | D | SD	Y | N
3-01,02,03	3	1'x1' Wall Tile Deep Fissures	Interior - East Wall, West Wall		S | T | M	L | M | H	G | D | SD	Y | N
4-01,02,03	4	2'x4' Ceiling Tile Dots and Short Fissures	Interior - East, West, Center		S | T | M	L | M | H	G | D | SD	Y | N
5-01,02,03	5	Spray-on Insulation	Interior - East, Center		S | T | M	L | M | H	G | D | SD	Y | N
6-01,02,03	6	Black Paper Insulation Backing	Interior - West		S | T | M	L | M | H	G | D | SD	Y | N
7-01,02,03	7	CMU Grout & Texture	Interior - East Wall, West Wall		S | T | M	L | M | H	G | D | SD	Y | N
8-01,02,03	8	Window Glazing	Interior - North Window, South Window		S | T | M	L | M | H	G | D | SD	Y | N
9-01,02,03	9	Window Caulking	Exterior - North Window South Window		S | T | M	L | M | H	G | D | SD	Y | N
10-01,02,03	10	Brick Grout	North Tunnel, South Tunnel		S | T | M	L | M | H	G | D | SD	Y | N
					S | T | M	L | M | H	G | D | SD	Y | N
					S | T | M	L | M | H	G | D | SD	Y | N

Client Name: JBSA - 802 CES/CENME, Execution Support

Date Inspected: 01/23/2026

Page 1 of 1

Project Name: Building 5584

Project Number: 26-09-00191.00

Project Location: JBSA - Lackland AFB

Inspector Name: Deborah Salahuddin & Nicolas Espino

Turnaround Time: Same Day 24 Hour 3 Day 5 Day
Positive Stop: Y | N
Analysis: PLM EPA 600 TEM Point Count

TTL Project Manager:
Email Results to: nespino@ttlusa.com

Relinquished by (signature): Nicolas Espino

Date / Time: 01/23/2026 5:00pm

Received by (Signature): via FedEx

Date / Time: 1/30/26 11:30a

Notes/Special Instructions: Positive Stop

© 2026, TTL, Inc.

SanAir Technologies Laboratory

The Identification Specialists

Analysis Report prepared for TTL, Inc.

Report Date: 2/6/2026

Project Name: JBSA-Lackland AFB-Building 5584

Project #: 26-09-00191.00

SanAir ID#: 26005239

10501 Trade Court, North Chesterfield, Virginia 23236
888.895.1177 | 804.897.1177 | fax: 804.897.0070 | LabReports@SanAir.com | SanAir.com

SanAir ID Number
26005239
FINAL REPORT
2/6/2026 9:44:36 AM

Name: TTL, Inc.
Address: 17215 Jones Maltsberger
San Antonio, TX 78247
Phone: 210-888-6100

Project Number: 26-09-00191.00
P.O. Number:
Project Name: JBSA-Lackland AFB-Building 5584
Collected Date: 1/23/2026
Received Date: 1/30/2026 11:30:00 AM

Dear Nicolas Espino,

We at SanAir would like to thank you for the work you recently submitted. The 10 sample(s) were received on Friday, January 30, 2026 via FedEx. The final report(s) is enclosed for the following sample(s): L-01, L-02, L-03, L-04, L-05, L-06, L-07, L-08, L-09, L-10.

These results only pertain to this job and should not be used in the interpretation of any other job. This report is only complete in its entirety. Refer to the listing below of the pages included in a complete final report.

Sincerely,

Abisola Kasali
Metals Laboratory Director
SanAir Technologies Laboratory

Final Report Includes:
- Cover Letter
- Chemistry Analysis
- Disclaimers and Additional Information

Sample conditions:
- 10 samples in Good condition.

SanAir ID Number
26005239
FINAL REPORT
2/6/2026 9:44:36 AM

Name: TTL, Inc.
Address: 17215 Jones Maltsberger
San Antonio, TX 78247
Phone: 210-888-6100

Project Number: 26-09-00191.00
P.O. Number:
Project Name: JBSA-Lackland AFB-Building 5584
Collected Date: 1/23/2026
Received Date: 1/30/2026 11:30:00 AM

Analyst: Baird, Marti
Test Method: SW846/M3050B/7000B

Lead Paint Analysis

PAINT Sample	Description	µg Pb In Sample	Sample Size (grams)	Calculated RL	Sample Results	Sample Results
26005239 - 1	L-01 Red Paint On Concrete / Interior	193	0.1148	87.1	1684 µg/g (ppm)	0.168 % By Weight
26005239 - 2	L-02 Red Paint On Wood / Interior	63	0.1156	86.5	546.2 µg/g (ppm)	0.055 % By Weight
26005239 - 3	L-03 Grey Paint On Metal / Interior	2829	0.12	83.3	23580 µg/g (ppm)	2.358 % By Weight
26005239 - 4	L-04 White Paint On CMU Wall / Interior	526	0.1072	93.3	4905 µg/g (ppm)	0.491 % By Weight
26005239 - 5	L-05 Grey Paint On Wood / Interior	36	0.1092	91.6	331.3 µg/g (ppm)	0.033 % By Weight
26005239 - 6	L-06 White Paint On Metal Door / Interior	254	0.119	84	2132 µg/g (ppm)	0.213 % By Weight
26005239 - 7	L-07 Brown Paint On Metal Door Frame / Exterior	173	0.1098	91.1	1576 µg/g (ppm)	0.158 % By Weight
26005239 - 8	L-08 Cream Paint On CMU Wall / Exterior	12	0.1128	88.7	105.4 µg/g (ppm)	0.011 % By Weight
26005239 - 9	L-09 Cream Paint On Metal / Exterior	< 10.0	0.105	95.2	<95.2 µg/g (ppm)	<0.010 % By Weight
26005239 - 10	L-10 Cream Paint On Concrete / Tunnel Vent Stack	23	0.1056	94.7	222.2 µg/g (ppm)	0.022 % By Weight

Method Reporting Limit <10 µg/0.1 g paint

Signature: Marti Baird
Date: 2/4/2026

Reviewed: Alissa Calcaterra
Date: 2/5/2026

Disclaimer

This report is the sole property of the client account named on the chain-of-custody (COC) submitted to SanAir Technologies Laboratory, Inc. (SanAir). Results in the report are confidential information intended only for the use by the customer listed on the chain of custody. Neither results nor reports will be discussed with or released to any third party without our client's written permission. Final reports cannot be reproduced, except in full, without written approval from SanAir to assure that parts of the report are not taken out of context. This report and any information contained within shall not be edited, altered, or modified in any way by any persons or agencies receiving, viewing, distributing, or otherwise possessing a copy of this final report. The laboratory reserves the right to perform amendments to any finalized report, of which shall supersede and make obsolete any previous editions. Such changes, modifications, additions, or deletions shall be effective immediately upon notice thereof, which may be given by means including but not limited to posting on the SanAir client portal website, electronic or conventional mail, or by any other means.

The information provided in this report applies only to the samples submitted and is relevant only for the date, time, and location of sampling. The accuracy of the results of the analysis is dependent upon the method of sample procurement and information provided by the client on the COC. SanAir is not responsible for the method of sample procurement. SanAir assumes no responsibility for information provided by the client on the COC such as project number, project name, collection dates, po number, special instructions, samples collected by, sample numbers, sample identifications, sample type, selected analysis type, flow rate, total volume or area, and start stop times that may affect the validity of the results in this report. SanAir only assures the precision and accuracy of the data it generates and assumes no responsibility for errors or biasing that occur during collection prior to SanAir's receipt of the sample(s). Evaluation reports are based solely on the sample(s) in the condition in which they are received at the laboratory and on the information provided by the client on the COC. Sample(s) were received in good condition unless otherwise noted on the report. All quality control results are acceptable unless otherwise noted. SanAir does not make contamination corrections to reports based upon analysis of laboratory and/or field blanks. When the client requires samples to be tested that deviate from a specific method or condition, all reported results may be affected by the deviation. SanAir assumes no responsibility or liability for the manner in which the results are used or interpreted. SanAir's Method Detection Limits (MDL) and Reporting Limits (RL) have been derived using various materials meeting each accrediting agencies' standards. All samples are disposed of after 60 days unless otherwise requested by the client. For Lead Exposure Limits, refer to HUD Guidelines for the Evaluation and Control of Lead-Based Paint Hazards and State and Federal Regulations, where applicable.

SanAir Technologies Laboratory, Inc. participates in the Environmental Lead Accreditation Program (ELAP) administered by AIHA LAP, LLC (Laboratory ID LAP-162952), and has met the EPA's NLLAP program standards. SanAir also participates in the State of New York's DOH-ELAP program (NY Lab Id No. 11983) for lead in paint. This report does not constitute nor shall be used by the client to claim product, process, system, or person certification, approval, or endorsement by AIHA LAP, LLC, NELAC, NIST, and/or any other U.S. governmental agencies. All or some test results contained in this report may not be accredited by every local, state or federal regulatory agency. Refer to the SanAir website at www.sanair.com for copies of current certificates and scopes of various accreditations, certifications, and licenses or contact the laboratory for inquiries regarding the status or scope of an accreditation or certification.

AIHA LAP, LLC Lab ID: LAP-162952
New York State Department of Health Laboratory ID No: 11983
State of Connecticut Department of Public Health Environmental Laboratory Registration Number: PH-0105
Ohio Department of Health Environmental Lead Laboratory Approval Number E10049
State of Rhode Island Department of Health Environmental Lead Laboratory No LAO00371

Revision Date 3/24/2025

SanAir Technologies Laboratory
10501 Trade Ct., Suite 100
N. Chesterfield, VA 23236
804.897.1177 / 888.895.1177
Fax 804.897.0070
sanair.com

Metals & Lead
Chain Of Custody

Form #70, Revision 14, 05/06/24

SanAir ID Number
26005239
Received by MN on 1/30/26 at 11:30 AM

Company: TTL, Inc.	Project #: 26-09-00191.00	Collected By: Nicolas Espino
Address: 17215 Jones Maltsberger	Project Name: JBSA - Lackland AFB - Building 5584	Phone #: 210.888.6100
City, St., Zip: San Antonio, Texas 78247	Date Collected: 01/23/2026	Fax #:
State Of Collection: TX Account#:	P.O. Number:	Email: nespino@ttlusa.com

Matrix Types

- ☐ **Air** (ug/m3) ☐ **Wipe** (ug/ft2)
- ☑ **Paint** ☐ **Soil** ☐ **Bulk** (ug/g or ppm)
- ☐ **Other:**

Metals Analysis Types

☑ Total Concentration of Lead (AA)	☐ TCLP for Lead (TCLP)
☐ Total Concentration of RCRA 8 Metals (RCRA 8)	☐ TCLP for RCRA 8 Metals (RCRA)
☐ Total Concentration of Mercury (Hg)	☐ ICP (Total Concentration of Metals) Please list metals:

Turn Around Time	Same Day ☐	1 Day ☐	2 Days ☐	3 Days ☐	4 Days ☐	5 Days ☑

Special Instructions	

Sample #	Collection Date & Time	Sample Identification/Location	Flow Rate	Start Time	Stop Time	Volume (L) Area (Sq ft)
L-01	1/23/26-8:30a	Red Paint on Concrete / Interior				
L-02	1/23/26-8:40a	Red Paint on Wood / Interior				
L-03	1/23/26-8:45a	Gray Paint on Metal / Interior				
L-04	1/23/26-8:50a	White Paint on CMU Wall/ Interior				
L-05	1/23/26-9:10a	Gray Paint on Wood / Interior				
L-06	1/23/26-9:15a	White Paint on Metal Door / Interior				
L-07	1/23/26-9:20a	Brown Paint on Metal Door Frame / Exterior				
L-08	1/23/26-9:30a	Cream Paint on CMU Wall / Exterior				
L-09	1/23/26-9:45a	Cream Paint on Metal / Exterior				
L-10	1/23/26-10:00a	Cream Paint on Concrete / Tunnel Vent Stack				

Relinquished by	Date	Time	Received by	Date	Time
Nicolas Espino	01-23-2026	5:00pm			

If no technician is provided, then the primary contact for your account will be selected. Unless scheduled, the turnaround time for all samples received after 3 pm EST will be logged in the next business day. Weekend or holiday work must be scheduled ahead of time and is charged at 150% of the 3hr TAT or a minimum charge of $150. A courier charge will be applied for same day and one-day turnaround times for offsite work. SanAir covers Ground and Next Day Air shipping. Shipments billed to SanAir with a faster shipping rate will result in additional charges.

IAQ Mold Report

Summary

2051 Valley View Lane
Farmers Branch, TX 75234 Phone: (972) 241-8460

TDLR License No.: LAB0117
AIHA EMPAT ID: 102577

Client : TTL - San Antonio
Project : JBSA, Lackland AFB, Building 5584
Project # : 26-09-00191.00
Sample Type: Spore Trap, Non-cultured
Test Method: Mold: MLQ - 0112 - Standard Profile

Lab Job No. : 26F-00983
Report Date : 02/04/2026
Sample Date: 01/23/2026
Spore Trap Type: Zefon - Air-O-Cell

On 1/30/2026, two (2) samples were submitted by a representative of TTL - San Antonio (located at 17215 Jones Maltsberger, Suite 101, San Antonio, TX 78247) for Spore Trap, Non-cultured mold analysis. This report consists of three sections; a summary section, a data detail section, and an analytical notes section.

Sample Number	Volume (liters)	Sample Description	Identification	Concentration spores/cubic meter	
OS-01	75	Outdoor Pre-Assessment	Cladosporium	1280	44%
			Basidiospores	600	21%
			Aspergillus / Penicillium	533	18%
			Ascospores	400	14%
			Myxomycete / Periconia / Rust / Smut	53	2%
			Hyphal / Spore Fragments - Dematiaceous	27	<1%
			Fusarium	13	<1%
			Total:	2906	100%
ST-01	75	Interior * See Analytical Notes report for further details	Cladosporium	3200	53%
			Aspergillus / Penicillium	920	15%
			Ascospores	413	7%
			Myxomycete / Periconia / Rust / Smut	320	5%
			Basidiospores	293	5%
			Hyphal / Spore Fragments - Dematiaceous	240	4%
			Alternaria	213	4%
			Pithomyces	133	2%
			Drechslera / Bipolaris / Helminthosporum / Exserohilum group	80	1%
			Nigrospora	67	1%
			Stemphylium	40	<1%
			Curvularia	27	<1%
			Epicoccum	27	<1%
			Coprinus group	13	<1%
			Ganoderma	13	<1%
			Cercospora / Pseudocercospora	13	<1%
			Torula	13	<1%
			Total:	6025	100%

IAQ Mold Report

Summary

2051 Valley View Lane
Farmers Branch, TX 75234 Phone: (972) 241-8460

TDLR License No.: LAB0117
AIHA EMPAT ID: 102577

Client : TTL - San Antonio
Project : JBSA, Lackland AFB, Building 5584
Project # : 26-09-00191.00
Sample Type: Spore Trap, Non-cultured
Test Method: Mold: MLQ - 0112 - Standard Profile

Lab Job No. : 26F-00983
Report Date : 02/04/2026
Sample Date: 01/23/2026
Spore Trap Type: Zefon - Air-O-Cell

On 1/30/2026, two (2) samples were submitted by a representative of TTL - San Antonio (located at 17215 Jones Maltsberger, Suite 101, San Antonio, TX 78247) for Spore Trap, Non-cultured mold analysis. This report consists of three sections; a summary section, a data detail section, and an analytical notes section.

Sample Number	Volume (liters)	Sample Description	Identification	Concentration spores/cubic meter

This report shall not be reproduced except in full, without approval of the laboratory. Data contained in this test report relates only to the samples tested. This report does not express or imply interpretation of the results contained herein. Interpretation should be made by a qualified professional. Moody Labs assumes no responsibility for the manner in which these samples were collected or handled prior to being received at this laboratory. Volume, area, and/or weight is provided by the customer. Moody Labs assumes no responsibility for the qualifications of personnel performing sampling and/or interpretations of this data.

Analyst(s): Julia Krause

Lab Director : Heather Lopez — Approved Signatory : Heather Lopez

Lab Director : Bruce Crabb — Approved Signatory : Bruce Crabb

End of Summary section (26F-00983)

Thank you for choosing Moody Labs

IAQ Mold Report

Data Detail

2051 Valley View Lane
Farmers Branch, TX 75234 Phone: (972) 241-8460

TDLR License No.: LAB0117
AIHA EMPAT ID: 102577

Client : TTL - San Antonio
Project : JBSA, Lackland AFB, Building 5584
Project # : 26-09-00191.00
Sample Type: Spore Trap, Non-cultured
Test Method: Mold: MLQ - 0112 - Standard Profile

Lab Job No. : 26F-00983
Report Date : 02/04/2026
Sample Date: 01/23/2026

Spore Trap Type: Zefon - Air-O-Cell

This report consists of three sections; a summary section, a data detail section, and an analytical notes section. Results may not be reported except in full.

Sample ID:	**OS-01**					**ST-01**									
Location:	Outdoor Pre-Assessment					Interior									
Media Expires On:	Oct 2026					Oct 2026									
Notes Included:						See Analytical Notes									
Volume:	75					75									
	Raw Ct	RL*	spores/m³	%Total	spores/m³ SF	Raw Ct	RL*	spores/m³	%Total	spores/m³ SF	-	-	-	-	-
Alternaria	-	-	-	-	-	16	13	213	4%	210	-	-	-	-	-
Ascospores	30	13	400	14%	400	31	13	413	7%	410	-	-	-	-	-
Aspergillus / Penicillium	40	13	533	18%	530	69	13	920	15%	920	-	-	-	-	-
Basidiospores	45	13	600	21%	600	22	13	293	5%	290	-	-	-	-	-
Cercospora / Pseudocercospora	-	-	-	-	-	1	13	13	<1%	13	-	-	-	-	-
Chaetomium	-	-	-	-	-	-	-	-	-	-	-	-	-	-	-
Cladosporium	96	13	1280	44%	1300	120	27	3200	53%	3200	-	-	-	-	-
Coprinus group	-	-	-	-	-	1	13	13	<1%	13	-	-	-	-	-
Curvularia	-	-	-	-	-	2	13	27	<1%	27	-	-	-	-	-
Drechslera / Bipolaris / Helminthosporum /	-	-	-	-	-	6	13	80	1%	80	-	-	-	-	-
Epicoccum	-	-	-	-	-	2	13	27	<1%	27	-	-	-	-	-
Fusarium	1	13	13	<1%	13	-	-	-	-	-	-	-	-	-	-
Ganoderma	-	-	-	-	-	1	13	13	<1%	13	-	-	-	-	-
Hyphal / Spore Fragments - Dematiaceous	2	13	27	<1%	27	18	13	240	4%	240	-	-	-	-	-
Hyphal / Spore Fragments - Hyaline	-	-	-	-	-	-	-	-	-	-	-	-	-	-	-
Myxomycete / Periconia / Rust / Smut	4	13	53	2%	53	24	13	320	5%	320	-	-	-	-	-
Nigrospora	-	-	-	-	-	5	13	67	1%	67	-	-	-	-	-
Pithomyces	-	-	-	-	-	10	13	133	2%	130	-	-	-	-	-
Stachybotrys	-	-	-	-	-	-	-	-	-	-	-	-	-	-	-
Stemphylium	-	-	-	-	-	3	13	40	<1%	40	-	-	-	-	-
Torula	-	-	-	-	-	1	13	13	<1%	13	-	-	-	-	-
TOTALS	218	-	2906	100%	2900	332	-	6025	100%	6000	-	-	-	-	-
Analyst	Julia Krause					Julia Krause									
Analysis Date	2/4/2026					2/4/2026									
Debris Rating	1					3									
Debris Composition															
Fibers	0/5					1/5									
Inorganic/Other	1/5					3/5									
Insect Parts	1/5					1/5									
Pollen	0/5					1/5									
Skin/Dander	0/5					2/5									

End of Data Detail section
26F-00983

IAQ Mold Report

Analytical Notes

2051 Valley View Lane
Farmers Branch, TX 75234 Phone: (972) 241-8460

TDLR License No.: LAB0117
AIHA EMPAT ID: 102577

Client :	TTL - San Antonio	**Lab Job No. :**	26F-00983
Project :	JBSA, Lackland AFB, Building 5584	**Report Date :**	02/04/2026
Project # :	26-09-00191.00	**Sample Date :**	01/23/2026
Sample Type:	Spore Trap, Non-cultured	**Spore Trap Type:**	Zefon - Air-O-Cell
Test Method:	Mold: MLQ - 0112 - Standard Profile		

This report consists of three sections; a summary section, a data detail section, and an analytical notes section. Results may not be reported except in full.

Samples Analyzed

Sample No:	ST-01 : Interior
Notes:	Please note: the minimum reporting limit for Cladosporium is 27 spores / cubic meter. When comparing results to other samples, use calculated results, not raw numbers.

Field Blanks

No discernable field blanks were submitted with this set of samples.

NOTE: All remaining samples suitable for analysis.

IAQ Mold Report

Analytical Notes

2051 Valley View Lane
Farmers Branch, TX 75234 Phone: (972) 241-8460

TDLR License No.: LAB0117
AIHA EMPAT ID: 102577

Client :	TTL - San Antonio	**Lab Job No. :**	26F-00983
Project :	JBSA, Lackland AFB, Building 5584	**Report Date :**	02/04/2026
Project # :	26-09-00191.00	**Sample Date :**	01/23/2026
Sample Type:	Spore Trap, Non-cultured	**Spore Trap Type:**	Zefon - Air-O-Cell
Test Method:	Mold: MLQ - 0112 - Standard Profile		

This report consists of three sections; a summary section, a data detail section, and an analytical notes section. Results may not be reported except in full.

Methods

Method: MLQ - 0112 / ASTM D7391: Categorization and Quantification of Airborne Fungal Structures in an Inertial Impaction.
Sample Analyzed by Optical Microscopy.
Samples are read at 100% under 400x magnification unless noted. Partial readings may be employed when concentrations are elevated. Use final spore concentrations, not raw spore counts, for interpretation of results.
Calculation: Spores/cubic meter = (Raw spore count)*(RL)
Note: RL (Reporting Limit) is based upon 1 raw spore count.
Moody Labs reports results to two significant figures (SF) for calculated values based on ASTM D7391.

This report must not be used by the customer to claim product certification, approval, or endorsement by AIHA-LAP LLC, ISO, or any agency of the Federal Government.

Legend / Key

0 - No linear trace detected (No particulate matter detected in impaction area)
1 - Trace particulate/debris (>non detect to ~5% particulate matter)
2 - Light particulate/debris (~5% to ~25% particulate matter)
3 - Moderate particulate/debris (~25% to ~75% particulate matter)
4 - Substantial particulate/debris (~75% to ~90% particulate matter)
5 - Extensive particulate/debris (>~90% particulate matter)
6 - Field blank
10 - Hold Sample
11 - Modified Analysis per Client Instructions

(-) Indicates the spore was not detected
*RL(Reporting Limit) is the analytical sensitivity, reported in spores/m^3

NOTE: Particulate/debris are defined as skin, fibers, pollen grains, insect parts, fungal and/or other non-fungal particles.

IAQ Mold Report

Analytical Notes

2051 Valley View Lane
Farmers Branch, TX 75234 Phone: (972) 241-8460

TDLR License No.: LAB0117
AIHA EMPAT ID: 102577

Client :	TTL - San Antonio	**Lab Job No. :**	26F-00983
Project :	JBSA, Lackland AFB, Building 5584	**Report Date :**	02/04/2026
Project # :	26-09-00191.00	**Sample Date :**	01/23/2026
Sample Type:	Spore Trap, Non-cultured	**Spore Trap Type:**	Zefon - Air-O-Cell
Test Method:	Mold: MLQ - 0112 - Standard Profile		

This report consists of three sections; a summary section, a data detail section, and an analytical notes section. Results may not be reported except in full.

End of Analytical Notes section
26F-00983

This Page Left Intentionally Blank

Moody Labs
2051 Valley View Lane
Farmers Branch, TX 75234 Phone: (972) 241-8460

IAQ Mold Report

Supplemental Overview

TDLR License No.: LAB0117
AIHA EMPAT ID: 102577

Client : TTL - San Antonio
Project : JBSA, Lackland AFB, Building 5584
Project # : 26-09-00191.00

Lab Job No. 26F-00983
Report Date 02/04/2026
Sample Date : 01/23/2026

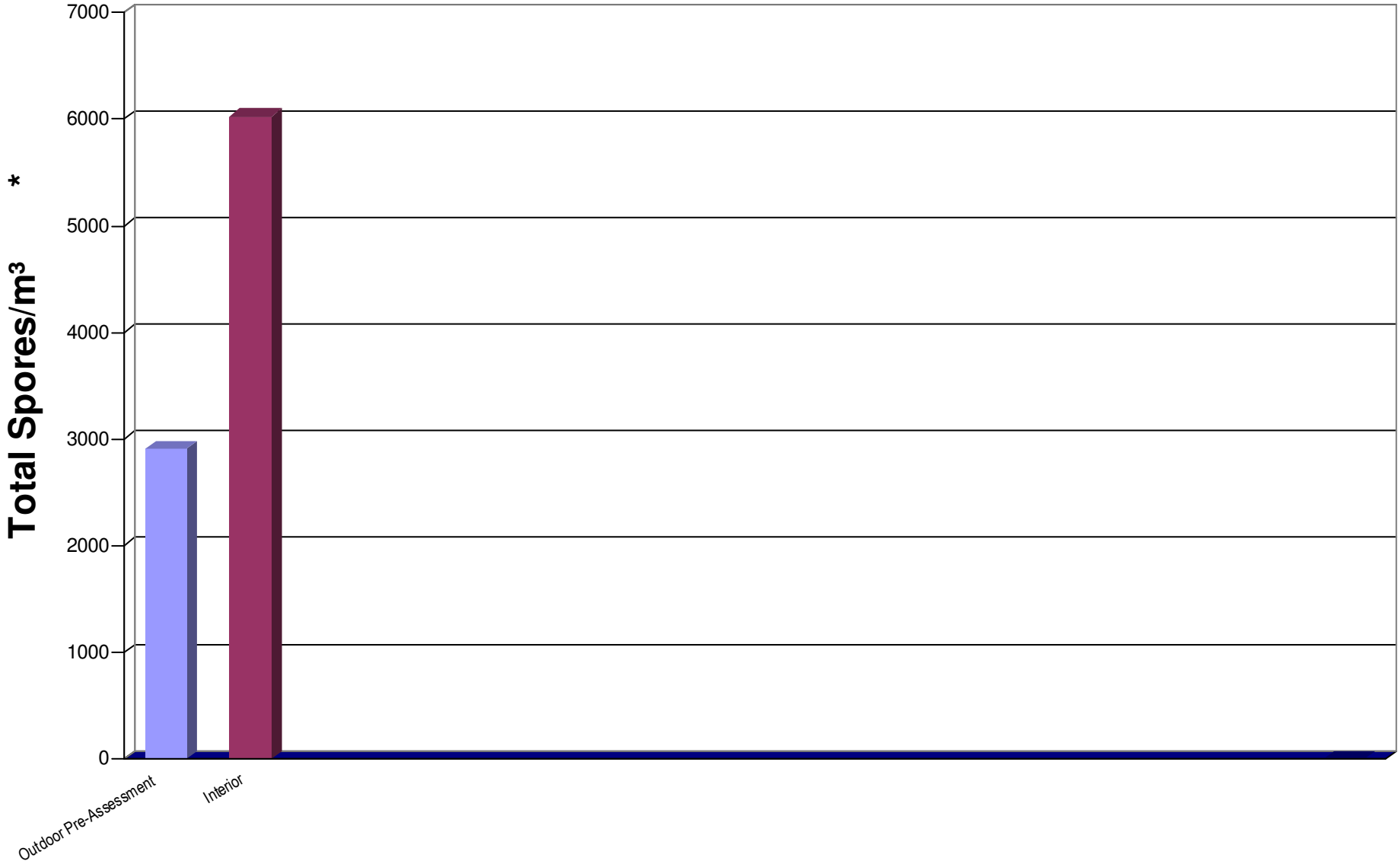

Moody Labs
2051 Valley View Lane
Farmers Branch, TX 75234 Phone: (972) 241-8460

IAQ Mold Report

Supplemental Overview

TDLR License No.: LAB0117
AIHA EMPAT ID: 102577

Client : TTL - San Antonio
Project : JBSA, Lackland AFB, Building 5584
Project # : 26-09-00191.00

Outdoor Pre-Assessment

Lab Job No. 26F-00983
Report Date 02/04/2026
Sample Date : 01/23/2026

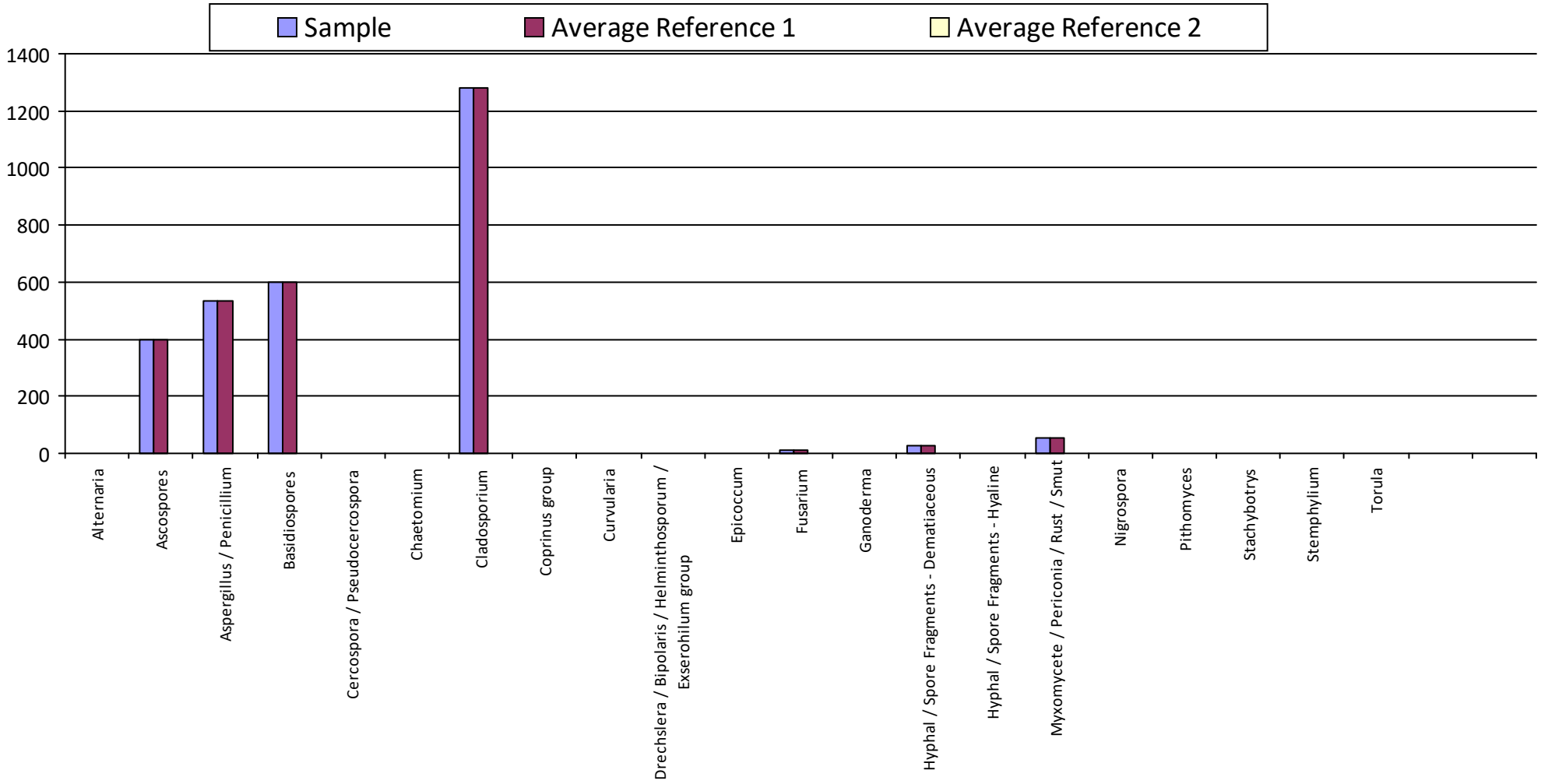

Average Reference 1 = Outdoor Pre-Assessment

Moody Labs
2051 Valley View Lane
Farmers Branch, TX 75234 Phone: (972) 241-8460

IAQ Mold Report

Supplemental Overview

TDLR License No.: LAB0117
AIHA EMPAT ID: 102577

Client : TTL - San Antonio
Project : JBSA, Lackland AFB, Building 5584
Project # : 26-09-00191.00

Interior

Lab Job No. 26F-00983
Report Date 02/04/2026
Sample Date : 01/23/2026

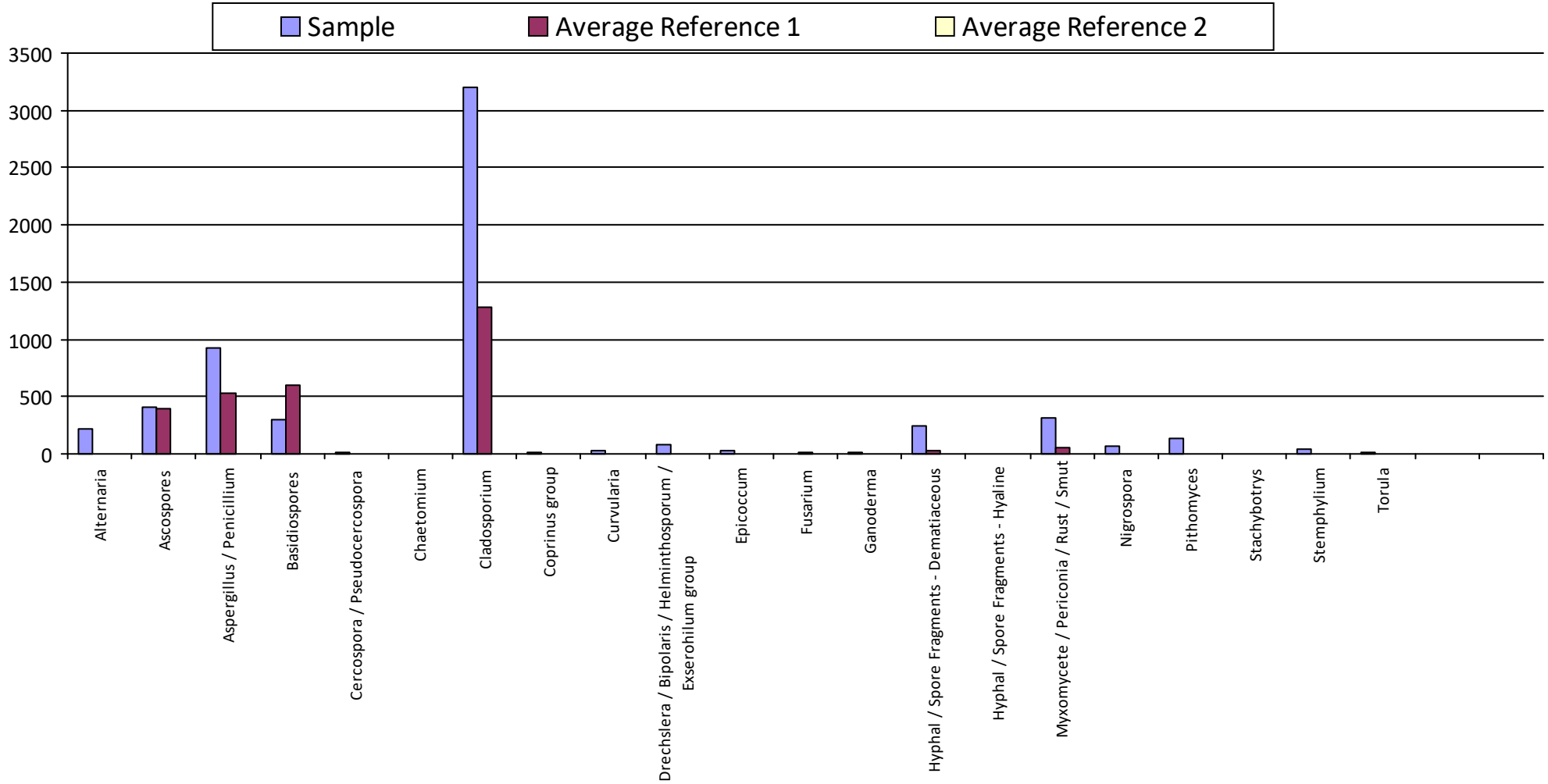

Average Reference 1 = Outdoor Pre-Assessment

End of Supplemental Overview section (26F-00983)

Moody Labs

Chain of Custody

Lab Job # 26F-00933 Std
Lab Job # 2 ROC
Lab Job #

AFTER HOURS / WEEKEND WORK: ☐ YES ☐ NO
Please call in advance for after hours / immediate pricing & availability

Page 1 of 1

ASBESTOS PLM
Bulk ☐ Immediate ☐ 1 day ☐ 2 day ☐ 3 day ☐ 5-7 day
☐ **Analyze All** ☐ **Positive Stop**

PCM Air (7400)
☐ Immediate ☐ 1 day ☐ 2 day ☐ 3 day ☐ 5 day
Analyze Blanks ☐ **Yes** ☐ **No**

TOTAL DUST(0500/0600)
☐ 1 day ☐ 2 day

ASBESTOS TEM
Air AHERA Method ☐ Late Night* ☐ 6 hr ☐ 12 hr ☐ 24 hr
Air 7402 (Modified) ☐ 1 day ☐ 2 day ☐ 3 day
Bulk ☐ 1 day ☐ 2 day ☐ 3 day ☐ 5 day
Water/Wipe/Micro Vac ☐ 1 day ☐ 2 day ☐ 3 day
Analyze Blanks ☐ **Yes** ☐ **No**
*Late night analysis surcharges apply

MOLD
Direct Exam ☐ Immed ☐ 1 day ☐ 2 day ☐ 5 day
Standard Air ☐ Immed ☐ 1 day ☐ 2 day ☑ 5 day
Expanded Air ☐ Immed ☐ 1 day ☐ 2 day ☐ 5 day
TPC w/ Yeast & Mold (TYMC)** ☐ 5 day
Culture** ☐ 14 days
Analyze Blanks ☐ **Yes** ☐ **No**

BACTERIA**
Total Plate Count (TAMC) ☐ 2 day
Coliform & E. coli (P/A) ☐ 1 day
Coliform & E. coli (Q) ☐ 1 day
Please note Bacteria / Mold Culture turnarounds are approximate and subject to analytical requirements

OTHER:

Billing Company / City: TTL, Inc. / San Antonio # of Samples: 2 Sample Date: 01/23/2026
Project: JBSA - Lackland AFB - Building 5584 Project #: 26-09-00191.00
Contact Information: Name: Nicolas Espino Phone #: 210.888.6100
E-mail Results to: nespino@ttlusa.com Mobile #:
Invoice Address: P.O. #:

Please review paperwork and samples before submitting to lab. Unsealed / improperly packaged / damaged / expired samples or excessive administrative requests may incur additional fees

Notes:

Sample #	Sample Description	Vol. / Area (if applicable)	Location / Notes
OS-01	Outdoor Pre-Assessment	75 L	RH: 99.9% | Temp 64.5 F
ST-01	Interior	75 L	RH: 99.9% | Temp 65.3 F

Released By:	Date / Time:	Received By:	Date / Time:
Nicolas Espino	01-23-26 5:00pm	Good Rod G	1/30/26 11:30 A
Released By:	Date / Time:	Received By:	Date / Time:

APPENDIX C
SITE PHOTOGRAPHS

PHOTO 1: View is of the building exterior.

PHOTO 2: View is of the interior from the entrance.

PHOTO 3: View is of the wall tile inside the building.

PHOTO 4: View is of the ceiling tile and black paper insulation backing.

© 2026 TTL, Inc.

PHOTO 5: View is of asbestos-containing spray on insulation above ceiling tile.

PHOTO 6: View is of asbestos-containing window glazing. on interior windows.

PHOTO 7: View is of asbestos-containing window caulking on the exterior windows.

PHOTO 8: View is of south tunnel access.

© 2026 TTL, Inc.

PHOTO 9: View is of the inside of south tunnel access.

PHOTO 10: View is of gray lead-based paint on metal.

PHOTO 11: View is of mercury containing fluorescent lamp.

PHOTO 12: View is of FLBs that does not contain “No PCBs” label.

APPENDIX D
SITE PHOTOGRAPHS

Texas Department of State Health Services

TTL INC DBA
TTL CONSULTING, INC

is certified to perform as an

Asbestos Consultant Agency

in the State of Texas and is hereby governed by the rights, privileges and responsibilities set forth in Texas Occupations Code, Chapter 1954 and Title 12, Texas Administrative Code, Chapter 295 relating to Texas Asbestos Health Protection, as long as this license is not suspended or revoked.

License Number: 100550

Expiration Date: 02/06/2027

Jennifer Shuford, MD, MPH,
Commissioner of Health

Control Number: 97732

(Void After Expiration Date)

VOID IF ALTERED NON-TRANSFERABLE

SEE BACK

Texas Department of State Health Services

BE IT KNOWN THAT

TTL INC DBA
TTL CONSULTING, INC

is certified to perform as a

Lead Firm

in the State of Texas and is hereby governed by the rights, privileges and responsibilities set forth in Texas Occupations Code, Chapter 1955 and Title 25, Texas Administrative Code, Chapter 295 relating to Texas Environmental Lead Reduction, as long as this license is not suspended or revoked.

Certification Number: 2110644

Expiration Date: 03/26/2027

Jennifer Shuford, MD, MPH, Commissioner of Health

Control Number: 7649

(Void After Expiration Date)

VOID IF ALTERED NON-TRANSFERABLE

SEE BACK

TEXAS DEPARTMENT OF LICENSING AND REGULATION
P.O. Box 12157
Austin, Texas 78711-2157
1-800-803-9202 (512) 463-6599
www.tdlr.texas.gov

If you cut around the border of the license it will fit in a standard 5" x 7" frame.

4524080100006501 01

11919382-ACO1228

TTL INC.
17215 JONES MALTSBERGER RD
SAN ANTONIO TX 78247-2808

Rick Figueroa
Chair

Thomas F. Butler
Vice Chair

Gerald R. Callas, M.D., F.A.S.A.
Nora Castañeda
Sujeeth Draksharam
Lori High, R.N., N.P., Retired
Gary F. Wesson, D.D.S., M.S.

Mold Assessment Company

TTL INC.

17215 JONES MALTSBERGER RD SAN ANTONIO

CHESTER DRASH - PRESIDENT

License Number: ACO1228

The entity named above is licensed by the Texas Department of Licensing and Regulation.

License Expires: March 20, 2027

Courtney Arbour
Executive Director

TEXAS
Health and Human Services

Texas Department of State Health Services

Asbestos Inspector

NICOLAS A ESPINO

License Number: 603646

Control Number: 101306

Expiration Date: 29-Oct-2027

Department of State Health Services certifies that

NICOLAS A ESPINO

is certified as a

Lead Risk Assessor

Certification No: 2071258

Control No: 8394

Expires: 9/1/2027

STATE OF TEXAS

NICOLAS ANDRES ESPINO

MOLD ASSESSMENT CONSULTANT

TDLR

TEXAS DEPARTMENT OF LICENSING & REGULATION

LICENSE NUMBER MAC1943
EXPIRES 05/10/2027

TEXAS DEPARTMENT OF LICENSING & REGULATION

License Number: 603987 ***Current Date: 02/06/2026 01:48 PM***

Name:	**SALAHUDDIN, DEBORAH AKUA**
License Type:	**Asbestos Inspector**
License Status:	**Current**
Expiry Date:	**01/24/2028**
Effective Rank Date:	**01/25/2022**

Addresses

Mailing Address

Address

SALAHUDDIN, DEBORAH AKUA
SAN ANTONIO , TX
BEXAR
78224
US

Phone Number:

2106830332

STATE OF TEXAS

OSANNA CARRASCO

MOLD ASSESSMENT CONSULTANT

TDLR

TEXAS DEPARTMENT OF LICENSING & REGULATION

LICENSE NUMBER MAC1587
EXPIRES 12/19/2026

TEXAS DEPARTMENT OF LICENSING & REGULATION