SOLICITATION/CONTRACT/ORDER FOR COMMERCIAL ITEMS
OFFEROR TO COMPLETE BLOCKS 12, 17, 23, 24, & 30

1. REQUISITION NUMBER	PAGE 1 OF 125
NB194000-26-01241	

2. CONTRACT NO.	3. AWARD/EFFECTIVE DATE	4. ORDER NUMBER	5. SOLICITATION NUMBER	6. SOLICITATION ISSUE DATE
			1333ND26QNB190249	

7. FOR SOLICITATION INFORMATION CALL:	a. NAME	b. TELEPHONE NUMBER *(No collect calls)*	8. OFFER DUE DATE/ LOCAL TIME
	LAUREN LOPEZ LAUREN.LOPEZ@NIST.GOV	301-975-0000	JUL 06, 2026 5:00 PM MT

9. ISSUED BY CODE 000014

NATIONAL INST OF STDS AND TECHNOLOGY
325 BROADWAY
BOULDER CO 80305-3328

10. THIS ACQUISITION IS ☐ UNRESTRICTED OR ☒ SET ASIDE: 100 % FOR:

- ☒ SMALL BUSINESS
- ☐ HUBZONE SMALL BUSINESS
- ☐ SERVICE-DISABLED VETERAN-OWNED SMALL BUSINESS
- ☐ WOMEN-OWNED SMALL BUSINESS (WOSB) ELIGIBLE UNDER THE WOMEN-OWNED SMALL BUSINESS PROGRAM
- ☐ EDWOSB
- ☐ 8 (A)

NAICS: 238990

SIZE STANDARD: 19M

11. DELIVERY FOR FOB DESTINATION UNLESS BLOCK IS MARKED	12. DISCOUNT TERMS	13a. THIS CONTRACT IS A RATED ORDER UNDER DPAS (15 CFR 700)	13b. RATING 14. METHOD OF SOLICITATION
☐ SEE SCHEDULE		☐	☒ RFQ ☐ IFB ☐ RFP

15. DELIVER TO CODE 000014

NATIONAL INST OF STDS AND TECHNOLOGY
325 BROADWAY
BOULDER CO 80305-3328

16. ADMINISTERED BY CODE

17a. CONTRACTOR/ OFFEROR. CODE FACILITY CODE

TELEPHONE NO.

18a. PAYMENT WILL BE MADE BY CODE

☐ 17b. CHECK IF REMITTANCE IS DIFFERENT AND PUT SUCH ADDRESS IN OFFER

18b. SUBMIT INVOICES TO ADDRESS SHOWN IN BLOCK 18a UNLESS BLOCK BELOW IS CHECKED ☐ SEE ADDENDUM

19. ITEM NO.	20. SCHEDULE OF SUPPLIES/SERVICES	21. QUANTITY	22. UNIT	23. UNIT PRICE	24. AMOUNT
Please	see continuation page for line item details. *(Use Reverse and/or Attach Additional Sheets as Necessary)*				

25. ACCOUNTING AND APPROPRIATION DATA

See Schedule

26. TOTAL AWARD AMOUNT *(For Govt. Use Only)*

☐ 27a. SOLICITATION INCORPORATES BY REFERENCE FAR 52.212-1, 52.212-4. FAR 52.212-3 AND 52.212-5 ARE ATTACHED. ADDENDA ☒ ARE ☐ ARE NOT ATTACHED

☐ 27b. CONTRACT/PURCHASE ORDER INCORPORATES BY REFERENCE FAR 52.212-4. FAR 52.212-5 IS ATTACHED. ADDENDA ☐ ARE ☐ ARE NOT ATTACHED

☒ 28. CONTRACTOR IS REQUIRED TO SIGN THIS DOCUMENT AND RETURN 1 COPIES TO ISSUING OFFICE. CONTRACTOR AGREES TO FURNISH AND DELIVER ALL ITEMS SET FORTH OR OTHERWISE IDENTIFIED ABOVE AND ON ANY ADDITIONAL SHEETS SUBJECT TO THE TERMS AND CONDITIONS SPECIFIED

☐ 29. AWARD OF CONTRACT: REF. _____ OFFER DATED _____ . YOUR OFFER ON SOLICITATION (BLOCK 5), INCLUDING ANY ADDITIONS OR CHANGES WHICH ARE SET FORTH HEREIN, IS ACCEPTED AS TO ITEMS:

30a. SIGNATURE OF OFFEROR/CONTRACTOR		31a. UNITED STATES OF AMERICA *(SIGNATURE OF CONTRACTING OFFICER)*	
30b. NAME AND TITLE OF SIGNER *(Type or print)*	30c. DATE SIGNED	31b. NAME OF CONTRACTING OFFICER *(Type or print)*	31c. DATE SIGNED

19. ITEM NO.	20. SCHEDULE OF SUPPLIES/SERVICES	21. QUANTITY	22. UNIT	23. UNIT PRICE	24. AMOUNT

32a. QUANTITY IN COLUMN 21 HAS BEEN

☐ RECEIVED ☐ INSPECTED ☐ ACCEPTED, AND CONFORMS TO THE CONTRACT, EXCEPT AS NOTED: _____

32b. SIGNATURE OF AUTHORIZED GOVERNMENT REPRESENTATIVE	32c. DATE	32d. PRINTED NAME AND TITLE OF AUTHORIZED GOVERNMENT REPRESENTATIVE

32e. MAILING ADDRESS OF AUTHORIZED GOVERNMENT REPRESENTATIVE	32f. TELPHONE NUMBER OF AUTHORZED GOVERNMENT REPRESENTATIVE 32g. E-MAIL OF AUTHORIZED GOVERNMENT REPRESENTATIVE

33. SHIP NUMBER ☐ PARTIAL ☐ FINAL	34. VOUCHER NUMBER	35. AMOUNT VERIFIED CORRECT FOR	36. PAYMENT ☐ COMPLETE ☐ PARTIAL ☐ FINAL	37. CHECK NUMBER

38. S/R ACCOUNT NO.	39. S/R VOUCHER NUMBER	40. PAID BY

41a. I CERTIFY THIS ACCOUNT IS CORRECT AND PROPER FOR PAYMENT		42a. RECEIVED BY *(Print)*	
41b. SIGNATURE AND TITLE OF CERTIFYING OFFICER	41c. DATE	42b. RECEIVED AT *(Location)*	
		42c. DATE REC'D *(YY/MM/DD)*	42d. TOTAL CONTAINERS

Project: WWVH Government Property Relocation

Enter Price(s) in Section B.

This acquisition is a total small business set aside.

The NAICS for this acquisition is 238990; the Small Business Size Standard is $19.0 Million.

Verbal explanations given before award WILL NOT BE BINDING. Any changes will be made in writing by issuing amendment(s).

SCHEDULE Continued

ITEM NO.	SUPPLIES/SERVICES	QUANTITY	UNIT	UNIT PRICE	AMOUNT
0001	Contractor shall provide all labor, equipment, and materials to accomplish the work set out in the attached SOW. Task 1 - Base Scope - 12 Month Container Rentals, PM, Movers, Electrical. Period of Performance: 08/10/2026 - 08/09/2027	**12.00**	EA		
0002	Contractor shall provide all labor, equipment, and materials to accomplish the work set out in the attached SOW. Option Period 1/ Task 02 - 12 Month Container Rentals, PM, Movers, Electrical. Period of Performance: 08/10/2027 to 08/09/2028	**12.00**	EA		OPT
0003	Contractor shall provide all labor, equipment, and materials to accomplish the work set out in the attached SOW. Option Period 2 / Task 03 - 6 Month Rental Extension Period of Performance: 08/10/2028 to 02/09/2029	**6.00**	EA		OPT
0004	Contractor shall provide all labor, equipment, and materials to accomplish the work set out in the attached SOW. Option Period 03 / Task 04 - 6 Month Rental Extension Period of Performance: 02/10/2029 to 08/09/2029	**6.00**	EA		OPT
0005	Contractor shall provide all labor, equipment, and materials to accomplish the work set out in the attached SOW. Task 05 / Closeout The period of performance is an estimate and will be adjusted once closeout dates are finalized. Period of Performance: 02/10/2029 to 08/09/2029	**1.00**	JB		OPT

Table of Contents

Statement of Work..... 6
Att 01A - NIST GC Requirements - Rev C..... 13
Att 01C - WWVH Site Plans..... 40
Att 01D - Supplemental Documents..... 42
Provisions and Clauses..... 108
Addendum to 52.212-1 Instructions to Offerors..... 114
Addendum to 52.212-2 Basis for Award..... 116
Service Contract Act WD # 2015-5691..... 117

NIST OFPM - Boulder

STATEMENT OF WORK

WWVH Government Property Relocation
U.S. Department of Commerce
National Institute of Standards and Technology
Kauai, Hawaii
06/02/2026

I. BACKGROUND INFORMATION

The Department of Commerce National Institute of Standards and Technology (NIST) WWVH Radio Station is located on the premises of the Pacific Missile Range Facility (PMRF). The PMRF is leased from the state of Hawaii located on the island of Kauai near Kekaha, Hawaii. The NIST Radio Station WWVH site is operated by the Time & Frequency Division of NIST. The NIST Radio Station WWVH serves as the synchronization source for tens of millions of radio-controlled clocks with broadcast of time and frequency information 24 hours per day, 7 days per week to customers nationwide. WWVH broadcasts its signal on four transmitters, one for each frequency (2.5 MHz, 5MHz, 10 MHz, and 15 MHz). The Office of Facilities and Property Management, OFPM, of the National Institute of Standards and Technology (NIST) is responsible for the maintaining and renovation of spaces consisting of a transmitter room, laboratory spaces, office spaces, and facilities maintenance areas. The requirements as presented in this document, along with any attachments, are intended to describe the minimum government requirements for this contract.

It is the intent of this Scope of Work to provide the requirements for the relocation of government property to allow for construction work to take place at the WWVH Radio Station.

See Attachment 1 – Refer to NIST General Contractor Requirements and Attachment 1D WWVH Government Property Relocation supplemental documents for information on rules and requirements of performing work on site in Kauai Hawaii.

II. PURPOSE

This project is to relocate government property from the premises of WWVH buildings B800, 800A, and the surrounding grounds into contractor furnished storage containers to provide space for an ongoing construction project. Contractor to provide, deliver, and install two unconditioned 20’ storage containers and one 40’ conditioned storage container. Contractor will provide and install electrical connection to the conditioned storage container per container supplier’s requirements. Contractor will manage and provide labor and equipment to relocate government property from the interior of the WWVH radio station to the storage. NIST and NIST Radio station staff will provide direction on the government property to be placed in the conditioned storage container. At the conclusion of the period of performance Contractor will provide labor and equipment to move government property from the storage containers back into WWVH. Contractor shall then arrange for storage containers to be removed from the site and returned to the container supplier.

The Contractor shall coordinate with the Government Contracting Officer’s Representative (COR) all activities required throughout the duration of this purchase order. The Contractor shall communicate with the COR and the CO on all matters pertaining to the purchase order.

PLACE OF PERFORMANCE
USDOC Radio Station WWVH
Building #800 WWVH Road
Barking Sands
Kekaha, HI 96752-0417
Access to WWVH shall be granted to the CONTRACTOR for the entire period of performance.

Regular Business Hours
7AM to 5PM Monday - Friday

III. **SPECIFIC REQUIREMENTS/TASKS**

PART 1: WORKING AT NIST/PMRF

1. Comply with the attached DOD specifications and access documents for Site Access, excavation, work restrictions, and other requirements for working at the WWVH radio station.
2. The contractor shall refer to existing facility site plan and supporting documents to coordinate location(s) of storage container locations with the appropriate parties.
3. The contractor shall verify the accuracy and correctness of all existing building information provided.
4. The contractor shall coordinate with the Government Contracting Officer's Representative (COR) all activities required throughout the duration of this contract. The contractor shall communicate with the COR and the Contracting Officer (CO) on all matters pertaining to the contract.
5. Communication with WWVH government construction contractors to be passed through NAVFAC project manager. NAVFAC POC Henry Abeshima, PH: (808) 404-2902, henry.m.abeshima.civ@us.navy.mil
6. NIST POC/Project COR: Skyler Meredith, PH: 303-497-5228, skyler.meredith@nist.gov

PART 2: TASKS
Meetings related to the tasks below will include:
1. Virtual project kickoff meeting prior to mobilization.
2. Quarterly check-in meetings throughout project duration.

Task 1 – CLIN 0001 (Base Scope) shall include, but is not limited to, the following work:

1. Coordination:

1.1 The purpose of this contract is to relocate government property from the WWVH radio station premises to onsite in storage containers. This is to support a separate construction renovation contract that is currently in process. At the conclusion of the construction contract the government property shall be moved back into the radio station from the

storage containers.

1.2 Contractor will coordinate the scope of this contract with provided site plans and documentation, NAVFAC Public works, NIST, and WWVH Radio Station General Contactor/via NAVFAC contact.

1.3 Contractor to coordinate site access with NAVFAC per provided site access documentation.

2. Storage:
   2.1 Shipping Containers
      2.1.1 Procure/lease two 20' unconditioned shipping containers for a 1-year period. Containers should be in good condition with no holes or leaks. Exact locations shall be coordinated with NAVFAC Public works, site plans and existing site conditions.
         2.1.1.1 One container should be equipped with shelving along both walls. The other container to be provided with three 5' wide shelves. Shelving to be secured to container walls after container delivery and placement.
         2.1.1.2 Provide plywood and blocking as needed to level shipping containers and protect ground under the storage containers.
      2.1.2 Procure/lease one 40' conditioned shipping container for the duration of the project. Containers should be in good condition with no holes or leaks. Exact location should be coordinated with NAVFAC Public works, site plans and existing site conditions.
         2.1.2.1 Contractor to provide all necessary coordination, materials and labor for 208V electrical connection to shipping container from WWVH electrical system per storage container supplier's documentation. This item will need to be closely coordinated with WWVH renovation contractor and electrician.
         2.1.2.2 Provide plywood and blocking as needed to level shipping containers and protect ground under the storage containers.
         2.1.2.3 Container to be provided with three 5' wide shelves. Shelving to be secured to container walls after container delivery and placement.

3. Government Property Relocation:

   3.1 Provide labor and moving equipment to relocate government property from WWVH premises into storage containers. WWVH NIST staff to indicate which items should be taken to the conditioned storage container.

Task 02 – CLIN 0002 (Option CLIN) shall include, but is not limited to, the following work:

1. Storage:
   1.1 Shipping Containers
      1.1.1 Extend the existing procurement/lease of all shipping containers for an additional 1-year period. At the conclusion of this procurement CLIN: either an additional

contract extension will be issued, or contractor should perform closeout contractual actions from Task 05.

Task 03 – CLIN 0003 (Option CLIN) shall include, but is not limited to, the following work:

1. Storage:
   1.1 Shipping Containers
      1.1.1 Extend the existing procurement/lease of all shipping containers for an additional 6-month period. At the conclusion of this procurement CLIN: either an additional contract extension will be issued, or contractor should perform closeout contractual actions from Task 05.

Task 04 – CLIN 0004 (Option CLIN) shall include, but is not limited to, the following work:

1. Storage:
   1.1 Shipping Containers
      1.1.1 Extend the existing procurement/lease of all shipping containers for an additional 6-month period. At the conclusion of this procurement CLIN: either an additional contract extension will be issued, or contractor should perform closeout contractual actions from Task 05.

Task 05 – CLIN 0005 (Option CLIN) shall include, but is not limited to, the following work:

1. Closeout:
   1.1 Shipping Containers
      1.1.1 Provide labor and moving equipment to relocate government property from storage containers back into and around WWVH premises. WWVH NIST staff to provide direction for the location.
      1.1.2 As part of project close out arrange for the pickup of all storage containers and disposal of any wood/blocking used to support the containers.
      1.1.3 At the conclusion of the container procurement, contractor to remove electrical connection back to source. Patch, seal, and refinish any and all penetrations and openings created in the building or electrical equipment for the container electrical connection. This item will need to be closely coordinated with WWVH renovation contractor and electrician.
      1.1.4 Provide restoration to landscaping damaged by containers.

Safety at NIST/PMRF Facilities
Comply with USACE EM-385 Standards.

Training
See Attachment 1 - NIST General Contractor Requirements – Rev C and Attachment 01D - WWVH Government Property Relocation supplemental documents included in the contract for

information on rules and requirements of performing work at National Institute of Standards and Technology (NIST) and PMRF facilities.

Health Hazard Assessments and Medical Evaluations
See Attachment 1 - NIST General Contractor Requirements – Rev C and Attachment 01D - WWVH Government Property Relocation supplemental documents included in the contract for information on rules and requirements of performing work at National Institute of Standards and Technology (NIST) and PMRF facilities.

Homeland Security Presidential Directive (HSPD)-12
See Attachment 1 - NIST General Contractor Requirements – Rev C and Attachment 01D - WWVH Government Property Relocation supplemental documents included in the contract for information on rules and requirements of performing work at National Institute of Standards and Technology (NIST) and PMRF facilities.

POSITION SENSITIVITY DESIGNATIONS REQUIREMENT
See Attachment 1 - NIST General Contractor Requirements – Rev C and Attachment 01D - WWVH Government Property Relocation supplemental documents included in the contract for information on rules and requirements of performing work at National Institute of Standards and Technology (NIST) and PMRF facilities.

INSPECTIONS & ACEPTANCE
In addition to the inspection and acceptance terms articulated in the specific FAR clause that allows the Government reserves the right to perform such performance tests and evaluations as defined below to verify specified system performance. Such tests and evaluations, if performed, shall be conducted within the environment that the system is to be operated. The Contractor has the right to be present during the tests and evaluations, if performed, at the Contractor's expense.

PART 3: SITE PLANS AND SPECIFICATIONS

1. Refer to attached site plans and specifications.

IV. REQUIREMENTS FOR CONTRACTOR PERSONNEL

SAFETY: The Contractor employee must be responsible for knowing and complying with Attachment 1 - NIST General Contractor Requirements – Rev C and Attachment 01D - WWVH Government Property Relocation supplemental documents included in the contract for information on rules and requirements of performing work at National Institute of Standards and Technology (NIST) and PMRF facilities.

SECURITY: See Attachment 1 - NIST General Contractor Requirements – Rev C and Attachment 01D - WWVH Government Property Relocation supplemental documents included in the contract for information on rules and requirements of performing work at National Institute of Standards and Technology (NIST) and PMRF facilities.

IDENTIFICATION BADGES: The Contractor employee must be responsible for knowing and complying with Attachment 1 - NIST General Contractor Requirements – Rev C and Attachment 01D - WWVH Government Property Relocation supplemental documents included in the contract for information on rules and requirements of performing work at National Institute of Standards and Technology (NIST) and PMRF facilities.

V. SCHEDULE OF DELIVERABLES

Preliminary Schedule
Contractor shall provide a preliminary schedule with the minimum milestones:

Preliminary Schedule Milestones	
1	Mobilization
2	Container review
3	Container delivery/pickup dates
4	Electrical connection
5	Government property relocation from building to containers
6	Government property relocation from containers back to building

Submittals
Contractor shall provide the following submittals to the COR for Government approval:

Division	Submittal Description
01	Container/General Requirements

1. Submittals shall be provided through a NIST-approved, secure electronic site accessible by NIST.
2. Quality Control Plans and Site-Specific Safety Plans shall be submitted no later than 30 days after award.
3. The Contractor shall allow for the following NIST review periods and shall incorporate the review times into the project schedule. Listed review times do not account for holidays. All reviews listed below may not be required for every project.

The contractor shall allow for the following NIST review periods and incorporate them into the project schedule. The listed review times do not account for holidays that may occur during the week.

REVIEW TYPE	BUSINESS DAYS REQUIRED BY NIST FOR REVIEW
Submittals	10
Requests for Information (RFIs)	10

STANDARDS OF ACCEPTANCE: See Attachment 1 - NIST General Contractor Requirements – Rev C and Attachment 01D - WWVH Government Property Relocation supplemental documents included in the contract for information on rules and requirements of performing work at National Institute of Standards and Technology (NIST) and PMRF facilities.

VI. PAYMENT SCHEDULE

See FAR 52.212-4(i) *Payment.* Payment shall be made upon completion and Government acceptance of the initial relocation of Government property into the storage containers.

Thereafter, payment for container lease/procurement services shall be made on a monthly basis for the duration of the contract and any exercised option periods. Final payment shall be made upon completion and Government acceptance of all closeout activities identified under Task 05, including return relocation of Government property, container removal, and site restoration.

VII. TRAVEL

Contractor's firm fixed price shall be inclusive of travel necessary to service the NIST/WWVH site.

VIII. SITE MOBILIZATION

See Attachment 1 - NIST General Contractor Requirements – Rev C and Attachment 01D - WWVH Government Property Relocation supplemental documents included in the contract for information on rules and requirements of performing work at National Institute of Standards and Technology (NIST) and PMRF facilities.

IX. SECURITY REQUIREMENTS

See Attachment 1 - NIST General Contractor Requirements – Rev C and Attachment 01D - WWVH Government Property Relocation supplemental documents included in the contract for information on rules and requirements of performing work at National Institute of Standards and Technology (NIST) and PMRF facilities.

X. IT REQUIREMENTS

See Attachment 1 - NIST General Contractor Requirements – Rev C and Attachment 01D - WWVH Government Property Relocation supplemental documents included in the contract for information on rules and requirements of performing work at National Institute of Standards and Technology (NIST) and PMRF facilities.

XI. ATTACHMENTS:

1. 01A NIST General Contractor Requirements - Rev C
2. 01C Site Plans
3. 01D Government Property Relocation supplemental documents (Specifications)

General Instructions for Conducting Work at NIST

Contents

Part 1: GENERAL 3
1.1 INTRODUCTION: 3
1.2 BACKGROUND 3
1.3 HOURS OF OPERATION 3
1.4 UNFORESEEN FACILITY CLOSURES 5
1.5 SANITARY FACILITIES 5
1.6 EQUIPMENT AND MATERIAL STORAGE 6
1.7 ELECTRICITY AND WATER 6
1.8 TELEPHONE 7
1.9 ROADS 7
1.10 PARKING 8
1.11 CONTRACTOR'S USE OF PREMISES 8
PART 2: SAFETY 9
2.1 OCCUPATIONAL HEALTH AND SAFETY 9
2.2 CODES, ORDINANCES, REGULATIONS 10
2.3 RESPONSIBILITY AND LIABILITY 11
2.4 PRE-CONSTRUCTION/SAFETY MEETING 11
2.5 SAFETY INSPECTIONS 11
2.6 INCIDENTS ON THE JOB 11
2.8 PROPER WASTE DISPOSAL 12
2.9 STORM WATER PROTECTION/COMPLIANCE 12
2.10 FIRE PREVENTION/PROTECTION 14
2.11 EMERGENCY RESPONSE PROCEDURES FOR THE UNSCHEDULED MINOR DISTURBANCES OF ASBESTOS-CONTAINING MATERIAL (ACM) 15
PART 3: PERSONAL/PHYSICAL SECURITY & PROPRIETARY INFORMATION 16
3.1 GENERAL 16
3.2 CONTRACTOR'S SECURITY POINT OF INTEREST 16

3.3 PERSONAL SECURITY & EMPLOYEE IDENTIFICATION....16
PART 4: PROJECT PROCEDURES....17
4.1 GENERAL DESCRIPTION....17
4.2 PROJECT DOCUMENTATION PROCEDURES....17
4.3 PERMIT REQUIRED OPERATIONS DURING CONSTRUCTION OR MAINTENANCE ACTIVITIES....18
4.4 MAINTENANCE OF WORK SITE....18
4.5 WORK REQUIRING ADVANCE NOTICE AND COORDINATION....18
Appendix....20
Penetration Permit....21
Excavation Permit....Refer to project specifications

Part 1: GENERAL

1.1 INTRODUCTION:

This document is intended to provide the necessary information/requirements for all contractors performing work at Department of Commerce (DOC) facilities. It is understood all information in this document may not apply for the specific project described in the Statement of Work; however, it is the responsibility of the contractor to ensure the requirements are met when applicable.

Specifics of the activities are described in the attached Statement of Work and supporting documentation.

Questions about the requirements can be addressed to the Contracting Officer (CO) and Contracting Officers Representative (COR)/Project Manager designated for the specific task order.

1.2 BACKGROUND

The Office of Facilities and Property Management (OFPM) Division manages and provides services to the DOC staff in support of their research, technical, and administrative programs. DOC agencies serviced by OFPM include but may not be limited to: The National Oceanic and Atmospheric Administration (NOAA), The National Telecommunications and Information Administration (NTIA), and The National Institute of Standards and Technology (NIST).

1.3 HOURS OF OPERATION

1. DOC hours of operations are from 7:00 AM to 5:00 PM, Monday through Friday, on normal Federal workdays. Should the Contractor desire to work at times other than those specified above, the dates and hours must be scheduled at least 10 working days in advance and approved in writing by the Contracting Officer's Representative (COR).
2. Refer to specifications for Entry requirements for PMRF
3. Department of Homeland Security (DHS) Advisory System:
   Note: The following paragraphs describe the threat levels that may be changes at any time due to national security issues. If a change is issued by the DHS all changes in procedures/directions for entering and performing work at the site will be communicated to the contractor through the COR. Contractor's access to the campus grounds may occasionally be restricted as a result of a change in the Nation's Threat Level when publicly announced by DHS.
4. National Terrorism Advisory System (NTAS)
   a. The National Terrorism Advisory System, or NTAS, replaces the color-coded Homeland Security Advisory System (HSAS). This new system will more effectively communicate information about terrorist threats by providing timely, detailed information to the public, government agencies, first responders, airports and other transportation hubs, and the private sector.

b. It recognizes that Americans all share responsibility for the nation's security and should always be aware of the heightened risk of terrorist attack in the United States and what they should do.

5. NTAS Alerts
    a. After reviewing the available information, the Secretary of Homeland Security will decide, in coordination with other Federal entities, whether an NTAS Alert should be issued.
    b. NTAS Alerts will only be issued when credible information is available.
    c. These alerts will include a clear statement that there is an imminent threat or elevated threat. Using available information, the alerts will provide a concise summary of the potential threat, information about actions being taken to ensure public safety, and recommended steps that individuals, communities, businesses and governments can take to help prevent, mitigate or respond to the threat.
    d. The NTAS Alerts will be based on the nature of the threat: in some cases, alerts will be sent directly to law enforcement or affected areas of the private sector, while in others, alerts will be issued more broadly to the American people through both official and media channels.
    e. NTAS Alerts contain a sunset provision indicating a specific date when the alert expires - there will not be a constant NTAS Alert or blanket warning that there is an overarching threat. If threat information changes for an alert, the Secretary of Homeland Security may announce an updated NTAS Alert. All changes, including the announcement that cancels an NTAS Alert, will be distributed the same way as the original alert.
    f. Contractor coordinates procedures with COR.
    g. Threat Levels:
        i. Low Condition (Green): A Low Condition is declared when there is a low risk of terrorist attacks.
            1. Federal departments and agencies will implement general and agency-specific Protective Measures to assure that all facilities and regulated sectors take reasonable measures to mitigate vulnerabilities to terrorist attack.
            2. Contractor coordinates procedures with COR.
        ii. Guarded Condition (Blue): A Guarded Condition is declared when there is a general risk of terrorist attacks.
            1. In addition to Protective Measures taken in previous Threat Condition, Federal departments and agencies will implement general measures in addition to agency-specific Protective Measures to check communications with designated emergency response or command locations, update emergency response measures, and provide public with information.
            2. Contractor coordinates procedures with COR.
        iii. Elevated Condition (Yellow). An Elevated Condition is declared when there is a significant risk of terrorist attacks.
            1. In addition to Protective Measures taken in previous Threat Conditions, Federal departments and agencies may develop protective measures for

the DOC campus grounds such as increased surveillance, coordinating emergency plans as appropriate with nearby jurisdictions, and implementing contingency and emergency response plans.

2. Contractor coordinates procedures with COR.

iv. High Condition (Orange): A High Condition is declared when there is a high risk of terrorist attacks.
    1. In addition to Protective Measures taken in previous Threat Conditions, Federal departments and agencies will implement general and agency-specific Protective Measures for the DOC campus grounds.
    2. At this Threat Level the Government may restrict access to site and facility to essential personnel only.
    3. Contractor coordinates procedures with COR.

v. Severe Condition (Red). A Severe Condition reflects a severe risk of terrorist attacks.
    1. Under most circumstances, the Protective Measures for a Severe Condition are not intended to be sustained for substantial periods of time. In addition to Protective Measures for previous Threat Conditions, Federal departments and agencies may close Public and Government sites and facilities as a protective measure.
    2. Contractor coordinates procedures with COR.

1.4 UNFORESEEN FACILITY CLOSURES

When an unforeseen facility closure occurs, the Contractor will either reschedule the work or perform the work on the next regularly scheduled workday. If the facility is closed, the contractor is not to be on-site unless notified by the contracting officer they are essential. Contractor personnel may be required by the COR to remain on site to handle problems as a result of a closure, e.g., severe weather, national emergency, changes in national security levels.

1.5 SANITARY FACILITIES

Toilet rooms in existing buildings may be used by the Contractor when performing work inside DOC owned buildings at the discretion of the COR. When toilet rooms in existing buildings are not available or work is being conducted outside the Contractor shall:

1. Provide temporary toilet facilities for use of all workmen.
2. Provide the COR with keys to all temporary structures.
3. Maintain toilet facilities in a clean, sanitary condition.
4. Provide adequate supplies of toilet paper, cleaning and other required items.
    a. Holding tanks for the collection of sanitary waste will not be permitted.
    b. Contractor shall install all pipes serving these trailers underground with appropriate cleanouts and provide measures to prevent them from freezing.
    c. Piping shall be run in an organized and pre-planned fashion and all piping shall be removed from the DOC campus upon demobilization of the Construction trailer(s) and the sewer main piping shall be restored to its original condition.

1.6 EQUIPMENT AND MATERIAL STORAGE

The contractor shall provide and store, in an area designated by the COR, all equipment, materials and required to complete the project. The materials are required to be kept undamaged, clean and dry throughout the duration of the project. The contractor shall also coordinate location of any trash receptacles, if necessary, with the COR and shall keep the construction area free of trash and debris. All equipment, materials and garbage shall be kept in a manner to avoid causing a hazard by accidental shifting, ignition or other hazardous qualities.

1. Prior to the start of work, Contractor shall meet with all Subcontractors to arrange and prepare a plot plan defining staging, storage, field office and traffic areas within lay-down/staging and trailer/parking areas designated.
    a. Submit a plan for COR's approval not less than 10 working days prior to the installation of temporary facilities.
    b. Except as specifically provided, working and storing outside these areas will not be permitted.
    c. Arrange and locate temporary structures and storage to avoid interfering with construction.
2. Within the area designated for its use, provide suitable and sufficient enclosed and covered spaces with raised flooring, to protect materials and equipment from damage by weather, construction work, or other hazards.
    a. Maintain storage and working areas in clean and orderly condition.
    b. Tie down canvas and other coverings sufficiently to be maintained in conditions of high winds.
    c. At completion of contract, contractor shall remove all storage areas and return any disturbed areas to original condition or better.

1.7 ELECTRICITY AND WATER

DOC may make available, at no cost to the contractor, electricity and water during the course of this project. The contractor is responsible for making connections to the existing systems. (see FAR 52.236-14, Availably and Use of Utility Services)

1. Electricity: Temporary electrical work shall meet the requirements of NFPA 70-1996 (NEC), Article 305.
    a. Temporary electrical service shall be provided from existing campus power distribution system.
        i. If the contractor chooses to use Governments electrical service, then the Contractor is responsible for connection, installation, and maintenance of all portions of the temporary electrical service, and connected equipment.
        ii. Verify connection location with COR.
    b. Make arrangements for all equipment, poles, meter, wiring, switches, outlets, etc., for all lighting and power requirements for construction purposes.
        i. Permanent existing campus power distribution system may be used.

ii. Remove all temporary electrical equipment, when no longer needed.
iii. Immediately preceding completion, remove and replace all damaged parts of permanent systems.

c. Temporary electrical power derived from existing site distribution system will be paid for by the Government. Any other power generation shall be paid for by Contractor.
   i. The use of resistive heating devices is prohibited.
   ii. Turn off all lighting and/or equipment not in use.

d. Extend warranty or guarantee period on permanent systems used during construction period so they commence on date of Acceptance.

e. Provide UL approved extension cords where necessary.
Provide temporary electrical systems which meet Government approval.

f. Contractor shall remove same from the DOC campus at such time as temporary lighting is no longer required.

2. Water:
   a. During construction/renovation/and maintenance projects the contractor, with the consent/approval of the COR, shall:
      i. Make all arrangements; install equipment, backflow preventer, piping, and outlets for an adequate supply of clean water for construction purposes.
      ii. Existing water lines may be used for temporary service.
         1. Contractor shall tie into existing domestic water line at a location designated and approved by COR, and shall provide all materials, labor and equipment necessary for the connection of all trailers requiring a domestic water connection.
   b. Contractor shall install all pipes serving these trailers underground with appropriate shut-off valves for isolation of each branch connection and shall provide measures to prevent them from freezing.
   c. Piping shall be run in an organized and pre-planned fashion and all piping shall be removed from the DOC campus upon demobilization, and the domestic water main piping shall be restored to its original condition.

1.8 TELEPHONE

Telephone service is not normally available on-site for the Contractor's use.

1.9 ROADS

1. Do not block access to existing facilities.
2. Under no circumstances will egresses be blocked. Any changes in egress shall be approved by COR.
3. Any road closures, full or partial, require notification and approval of COR a minimum of 10 working days prior to closure.
4. Contractor shall be required to remove dirt or debris from road surfaces that are a direct result of contractor operations.

1.10 PARKING

1. Personnel performing the work shall not park in any Government parking lot without prior express consent of COR.
2. Contractor acknowledges that any personnel violating this requirement do so at their own risk and will inform personnel that vehicles may be towed at their expense.
3. Parking in residential and other areas in immediate vicinity of Project site is prohibited.
4. Contractor to keep all personnel, vehicles and operations on Project site within designated limits.
5. If authorized by the COR, temporary parking areas shall be surfaced with crushed stone and maintained by the Contractor to prevent deterioration (ruts, mud, etc.) as approved by the COR.
    a. Direct personnel performing the work to use access to site designated by COR.
    b. The Contractor shall provide parking and transportation for Contractor personnel off the Project site if designated onsite parking areas are inadequate for Contractor needs.

1.11 CONTRACTOR'S USE OF PREMISES

1. Contractor must coordinate all field investigations with COR prior to accessing ceiling/interstitial spaces. Fire alarm system may need to be impaired.
2. Leave undisturbed as much of the site as practical.
    a. Land disturbed but not designated for disturbance on the drawings or by the Government shall be restored to its original condition at Contractor's cost. (See FAR 52.236-9, Protection of Existing Vegetation, Structures, Equipment, Utilities and Improvements).
    b. Leave root zones of trees undisturbed.
3. Provide warranty and/or guarantee on permanent items and systems used during construction, commencing on date of acceptance, for specified duration(s). (See FAR 52.246-21, Warranty of Construction)
4. Contractor acknowledges that there is wildlife on the Project site. Take all necessary measures to ensure that all such wildlife is protected from execution of the work. Prohibit hunting of any sort.
5. Investigation Equipment: Site investigations and field work may require the use of a stepladder and/or other investigative equipment (measuring tapes, flashlights, screwdrivers, etc.). Contractors shall provide their own stepladders and/or investigative equipment. The stepladders shall be Type 1 (industrial) or Type II (commercial).
6. Operating Equipment: Do not turn off or adjust any equipment without prior authorization from the COR. Work carefully around rotating equipment. Loosely fitting clothes (neckties, dangling jewelry, etc.) shall not be worn when near rotating equipment. Long hair shall be secured. Some equipment may start automatically. Take care when working around this equipment. (NOTE: It may become necessary to implement appropriate lock-out, tag-out procedures to control hazardous energy sources to ensure that personnel do not activate equipment during investigation, servicing, or maintenance).
7. Mechanical/Electrical Rooms: Obtain authorization from the COR prior to working in electrical and/or mechanical rooms. Lock rooms after use. Do not operate any valves, switches, or

breakers without prior approval from the COR. Adhere to all OSHA Lock-Out, Tag-Out Regulations (29 CFR 1910.147).

8. It is the prime contractor's responsibility to ensure Contractor employees and Subcontractors become familiar with and obey all DOC/NAVFAC site regulations, including fire, traffic, and security regulations. All personnel employed on the site shall keep within the limits of the work (and avenues of ingress and egress) and shall not enter any restricted areas unless required to do so and are cleared for such entry. The Contractor's vehicles and equipment shall be conspicuously marked for identification.

PART 2: SAFETY

2.1 OCCUPATIONAL HEALTH AND SAFETY

Contractor(s) acknowledges that by working at the National Institute of Standards and Technology (NIST), a Federal Government facility located in Kauai, Hawaii, they are subject to the jurisdiction of the U.S. Department of Labor's Occupational Safety and Health Administration (OSHA). The Regional Office has authority to assign a Compliance Safety and Health Officer (CSHO) to conduct safety and health inspections regarding the Contractors operations at the NIST WWVH site. In addition to OSHA oversight, the Contractor is required to follow NIST health and safety instructions and the Office of Facilities and Property Management (OFPM) safety policies and procedures applicable to their operations.

CITATIONS AND NOTICE OF PENALTY FOR NONCOMPLIANCE WITH OSHA STANDARDS

1. To protect NIST's interests, the Contractor acknowledges that NIST may conduct periodic safety, health and environmental inspections to assure that staff and property are not at risk of injury or damage; also, from Citations issued by OSHA for multi-employer worksites.
2. The Contractor is required to implement and manage a job specific Safety, Health and Environmental plan. NIST will review and evaluate the Contractor's Safety, Health and Environmental plan to assure that it is site specific for the work being performed. The Safety Plan Requirements Checklist in Appendix A requires a site and job specific plan to be developed and submitted to the government for review and acceptance. No site work may be started until the Site-Specific Safety Plan is accepted. In the event of an onsite emergency, first call the Regional Dispatch Center (RDC) 808-422-433 (when calling from a Mobile phone ask the 911 operator to connect you to military 911. The Contractor will report the following details: Location (NIST), name, building name or number, room number, and a brief description of the emergency.
3. For a non-emergency situations contact 808-474-2222.
4. Nearest Hospitals:
    a. Wilcox Medical Center 9-3420 Kuhio Highway Lihue, HI 96766. Phone: 808-245-1100
    b. West Kauai Medical Center/KVMH 4643 Waimea Canoy Dr. Waimea, HI 96796. Phone: 808-338-9437
5. PMRF Security Forces (NSF) Security Department Bldg. 358, Nohili Rd. PMRF 96752. Watch Commander 808-6513185

2.2 CODES, ORDINANCES, REGULATIONS

Contractors are required to comply with all applicable codes, ordinances and regulations as stated in this document. Contractor to use version below, or most current version adopted by Hawaii with amendments in effect on the date of the solicitation.) These include, but may not be limited to:

1. Code of Federal Regulations (CFR):
    a. OSHA General Industry Safety and Health Standards (29 CFR 1910);
    b. OSHA Construction Industry Standards (29 CFR 1926);
    c. National Emission Standards for Hazardous Air Pollutants (40 CFR 61);
    d. Resource Conservation and Recovery Act standards for hazardous waste disposal (40 CFR 260-281); and
    e. Toxic Substance Control Act rules related to asbestos and PCB's (40 CFR Part 761).
2. National Fire Protection Association (NFPA):
    a. NFPA 30 – Flammable and Combustible Liquids Code;
    b. NFPA 101 – Life Safety Code;
    c. NFPA 45 – Fire Protection for Laboratories using Chemicals;
    d. NFPA 54 – National Fuel Gas Code; and
    e. NFPA 70 – National Electrical Code.
3. Life Accessibility Standards (USFAS).
4. American National Standards Institute (ANSI) A117.1 – American National Standard Specifications for Making Buildings and Facilities Accessible and useable by the physically handicapped, latest edition.
5. Hawaii Department of Public Health and Environment
6. State of Hawaii Hazardous Waste Regulations
7. Industrial Discharge Permit (2010-1)
8. Municipal Separate Storm Sewer System (MS4) Permit COR042002
9. Construction Permit (Air Pollutant Emissions) 09BO0159
10. Air Quality Control Commission regulation; Number 3, 5 CCR 1001-5
11. NIST ESO Site Security Specifications
12. International Building Code – IBC
13. International Energy Conservation Code – IECC
14. International Fuel Gas Code – IFGC
15. International Mechanical Code – IMC
16. International Fire Code – IFC
17. International Plumbing Code – IPC
18. International Electric Code Administrative Provisions – IEC
19. US Department of Energy Regulations – 10 CFR 435
20. US Environmental Protection Agency Regulations – 40 CFR
21. U.S. Army Corps of Engineers Safety and Health Requirements Manual, EM 385-1-1 (applies to fall protection only)

2.3 RESPONSIBILITY AND LIABILITY

The Contractor is to comply with all applicable regulations pertaining to the health and safety of their personnel and subcontractor personnel during the execution of the project. The Contractor will hold the Government harmless from any liability for any action incurred during the execution of the project by their personnel and subcontractor personnel, which results in property damage, illness, injury and/or death.

The Contractor is responsible for locating all Radio Station Antennas and underground/building utilities prior to starting work. Contractor is to stop excavation and notify COR immediately if any unexpected materials, such as utilities or concrete are encountered underground.

Contractor is responsible for locating all utilities 18" either side of the marked utility and shall manually locate any utility prior to mechanical excavation. If identified utilities are not located within the 36" area, the contractor shall notify the COR immediately.

The Contractor is responsible for confirming all dimensions and locations in the field.

2.4 PRE-CONSTRUCTION/SAFETY MEETING

The Contractor may be required to participate in a Preconstruction Conference (see FAR 52.236-26) prior to the start of work for the purpose of reviewing NIST and OFPM site safety regulations, policies and procedures; and to discuss contractual requirements. The Contractor will submit a copy of their Site-Specific Safety Plan to the Contracting Officers Representative (COR) prior to the scheduled Pre-Construction meeting for review, comment, and approval. NTP will not be issued until Site-Specific Safety Plan is approved.

2.5 SAFETY INSPECTIONS

The Government will conduct safety inspections of work performed by the Contractor. Unsafe conditions and/or practices by the Contractor will be brought to their attention for correction. The COR or Contracting Officers Safety Representative (COSR) has the authority to “STOP WORK” until the unsafe site or unsafe condition is deemed safe by the COR or COSR and then work can continue. If the Contractor is in non-compliance with safety rules and regulations the COR/COSR will notify the Contractor’s site superintendent/safety point of contact verbally and in writing for immediate corrective action. Immediate corrective action is required, and a written report of corrective action(s) taken is required to be returned to the COR/COSR.

If Contractor personnel are removed from the project as the result of unsafe actions or conduct the Government may, at any time, require a meeting with the Contractor’s management and safety personnel to discuss corrective actions.

2.6 INCIDENTS ON THE JOB

The Contractor is responsible for keeping the Government informed of all incidents during the execution of the project. If an on-the-job incident occurs during the execution of a project at the NIST WWVH

Radio Station site, the Contractor shall immediately notify the COR by phone and will submit a preliminary incident report to the COR no later than two (2) calendar days after the incident occurred. The incident report shall contain date of incident, type of incident (injury, fire, property damage, spill, etc.), a brief description of the accident, the cause of the incident, lessons learned, and corrective actions taken to prevent it from reoccurring. The contractor shall submit a final report including all the information listed above as well as any additional information as required by the CO and/or COR within seven (7) calendar days after the incident occurred.

The contractor is responsible for correcting any damage caused to the NIST WWVH radio station site and field sites as a result of their construction work and returning the site to previous conditions at no cost to the Government.

A written report summarizing incidents for the previous month will be sent to NIST via email not later than the 5th working day of the month. The report must contain the following information:

1. NAICS Code
2. Total number of man-hours worked in the month
3. Injury and illness experience for the month
4. Near miss incidents for the month
5. Fire or property damage incidents

If deemed necessary, the Government reserves the right to conduct a full investigation of all Contractor operations associated with the incident(s).

2.8 PROPER WASTE DISPOSAL

The Contractor will remove all materials that are not an integral part of the project, including paint, chemicals and debris in accordance with all applicable Federal, State, and/or Municipal laws, regulations, or requirements. Materials will not be disposed of by flushing them into a drainage system. When hazardous materials from the performance of this contract are disposed of off-site, submit copies of permits from applicable Federal, State, or Municipal authorities, manifests and/or certificates-of-destruction to demonstrate that the material has been disposed as per all applicable regulations.

The contractor will coordinate the location of the any dumpsters provided by the contractor for the removal of waste during the project with the COR while developing the staging plan.

If dumpster is to be located within 100 ft of a building, the contractor is required to secure all dumpster openings with covers and locks. This shall be part of the staging plan submittal to be reviewed by NIST Security and approved by COR.

2.9 STORM WATER PROTECTION/COMPLIANCE

1. Contractors are responsible for cleanup of sediment that erodes from a job site and may be held financially responsible for removal of sedimentation from streams or storm drains.
2. Contractors must protect streams, ditches, basins, drainage swales and other water bodies from deposition of sediment from sites on which they are working.

3. Soil may not be stockpiled on paved surfaces without using best management practices such as first laying down plastic and placing straw barriers on the down gradient side of the stockpile.
4. Disturbed soil must be stabilized after 14 days have passed without work being performed in that location. Temporary stabilization is acceptable for sites that are intermittently worked.
5. Soil piles remaining after completion of work must be removed before the contractor leaves the site or within 14 days of completing work whichever is earlier.
6. All disturbed soil must be stabilized before work will be accepted as complete. Ineffective stabilization (does not prevent erosion) must be replaced.
7. Stabilization work may be delayed if the soil is frozen or covered with snow/ice.
8. Any discharge to the storm drain, other than the ones listed below, is prohibited under the Municipal Separate Storm Sewer System (MS4) permit issued to the WWVH by the U.S. Environmental Protection Agency (EPA).
    a. Discharges authorized by a separate NPDES permit;
    b. Discharges in compliance with instructions of an On-Scene-Coordinator pursuant to 40 CFR part 300 or 33 CFR 153.10(e);
    c. Water line flushing;
    d. Landscape irrigation;
    e. Diverted stream flows;
    f. Rising ground waters;
    g. Uncontaminated ground water infiltration;
    h. Uncontaminated pumped ground water;
    i. Discharges from potable water sources;
    j. Foundation drains;
    k. Air conditioning condensate;
    l. Irrigation water;
    m. Springs;
    n. Footing drains;
    o. Lawn watering;
    p. Individual residential car washing (not including construction equipment);
    q. Flows from riparian habitats and wetlands;
    r. De-chlorinated swimming pool discharges;
    s. Street wash water;
    t. Power washing where no chemicals are used;
    u. Roof drains;
    v. Fire hydrant flushing;
    w. Non-storm water discharges resulting from a spill which are the result of an unusual and severe weather event where reasonable and prudent measures have been taken to minimize the impact of such discharge;
    x. Emergency discharges required to prevent imminent threat to human health or severe property damage, provided that reasonable and prudent measures have been taken to minimize the impact of such discharges; and
    y. Discharges or flows from firefighting activities occurring during emergency situations.
9. The dewatering of construction sites is covered under the MS4 permit if the groundwater to be removed meets the water quality standards in 5 CCR 1002-31 and 38 and has a total suspended

solids content of less than 30 mg/L. There is no known or suspected contamination of groundwater at the WWVH Radio Station. Discovery of suspected contamination (unusual odor, color, etc.) must be reported to the COR immediately. Dewatering and discharge to the storm sewer system may not continue until sampling and analyses have been performed and compliance with 5 CCR 1002-31 and 38 have been verified. Plans for construction projects involving excavation at or near the water table must include a plan to comply with these requirements. Portable tanks may be necessary to contain water until analytical results have been received. The use of portable tanks to contain water prior to receipt of analytical results may be required. At minimum, settling of suspended solids will be necessary. Note: Dewatering, treatment and discharge of contaminated groundwater requires a separate permit. Obtaining a dewatering permit from EPA may take up to six months.

10. On construction projects required to be permitted under the EPA eNOI system, designs must be reviewed by a landscape architect or landscape planner to ensure that revegetation will meet the requirements of the CGP and control the growth of noxious weeds. All other construction projects must comply with NAVFAC requirements for revegetation.
11. Failure to comply with applicable regulations or permit terms may result in work stoppage and/or other contractual actions.
    a. On construction sites regulated under the CGP and eNOI system, contractors must begin repairs on deficient (improperly installed, missing or ineffective) stormwater BMPs on the day on which the deficient condition is first observed and complete repairs by the end of the following day unless replacement of the BMP is required. The CGP allows 7 days for replacement of BMPs. Any failure to adhere to this requirement must be noted in the SWPPP log and reported to the COR.
    b. For projects not regulated under the CGP and eNOI system, if deficient stormwater protection exists at the fault of the contractor, the contractor shall make repairs according to the schedule in Item 1, aside from the requirement to document in the SWPPP log.
    c. If corrective actions are the responsibility of the government and require separate contract actions, acquisition of contractor services and/or procurement of materials will be initiated by NIST AMD within 72 hours of receipt of a defined requirement and evidence of availability of funds.

2.10 FIRE PREVENTION/PROTECTION

The contractor will comply with all fire prevention recommendations of the International Fire Code - 2003 edition, and the National Fire Protection Association (NFPA) Regulations which are incorporated herein by reference. The Contractor will also comply with the applicable recommendations of NFPA Chapter 10 entitled “Portable Fire Extinguisher” and for each area of construction where combustible materials and/or flammable liquids are present; the Contractor must provide their own fire extinguishers. The fire extinguishers should be located in easily accessible places where the work is being performed. The Contractor will maintain fire ratings in walls by ensuring wall penetrations made by the Contractor are filled with a UL approved fire stopping material and applied consistently with manufacturer recommendations.

The Contractor is bound by Executive Order 13058, Protecting Federal Employees and the Public from Exposure to Tobacco Smoke in the Federal Workplace. Smoking is prohibited within 25 feet of building entrances/exits/roll-up doors and building HVAC systems fresh air intakes. Contractor smoking areas must be designated for long term construction and the use of NIST provided smoking areas is required while on NIST property.

2.11 EMERGENCY RESPONSE PROCEDURES FOR THE UNSCHEDULED MINOR DISTURBANCES OF ASBESTOS-CONTAINING MATERIAL (ACM)

Prior to commencement of the contract, the COR (or Safety, Health and Environment Office personnel) will review locations of known asbestos containing materials (ACM) with Contractor. However, there may be unidentified ACM in the work area. All work, including contact with and handling of hazardous materials, the disturbance or dismantling of structures containing hazardous materials and/or the disposal of hazardous materials will comply with the applicable federal, state and municipal safety and health requirements (40 CFR 761,40 CFR 61, CDPH&E Chapter 8), including training, certifications, medical surveillance, sampling and inspections. The DOC NIST – Engineering, Maintenance, Safety & Support Division Emergency Response Procedures for the Unscheduled Minor Disturbances of Asbestos-Containing Material (ACM) are outlined below.

When an identified or suspect VAT/mastic, TSI, surfacing, or miscellaneous ACM is identified or undergoes an unscheduled or inadvertent minor disturbance resulting in damage to or exposure of the material, the individual causing or discovering the disturbance will immediately implement the following actions:

1. **Do not** attempt to clean up or repair the damage.
2. Notify occupants in the immediate area regarding the occurrence and vacate the area as quickly as possible to prevent any further disturbance of the material.
3. Notify occupants in any immediately adjacent areas regarding the occurrence.
4. Secure the immediate area where the damage or spill occurred by closing and locking doors, if possible, or by initiating any other actions that would prohibit entry to the area.
5. Contact the COR immediately after securing the area to provide notification regarding the damage or spill. If the COR cannot be immediately contacted, call the OFPM Service Desk (303-497-3191). Include the following information, if possible:
    a. Building number/room number or description of the area where the damage or spill occurred;
    b. Description of the material that was damaged or spilled and a brief summary of how it occurred;
    c. Approximate time of the occurrence;
    d. Name and telephone number of the individual causing or discovering the damage or spill;
    e. Description of the methods implemented to secure the area from access of personnel and/or further disturbance.
6. OFPM will dispatch trained and certified emergency response personnel to the area of the damage or spill to conduct the proper emergency clean-up or repair actions as soon as possible.

7. Entry to the immediate area and any adjacent areas designated by the OFPM personnel shall be strictly prohibited until the area is deemed uncontaminated and safe for re-occupancy.
8. The COR shall arrange to perform tests to determine if the material is hazardous.
9. If the material is found hazardous and additional protective measures are needed, a contract change may be required, and the Contractor will submit a change order request to the COR for review.

PART 3: PERSONAL/PHYSICAL SECURITY & PROPRIETARY INFORMATION

3.1 GENERAL

The Contractor/subcontractor will be responsible for all security aspects of work performed under this contract. Security is an individual responsibility.

3.2 CONTRACTOR'S SECURITY POINT OF INTEREST

The Contractor will provide to the COR the name, address and telephone number of a "Point of Contact" for receipt or notification of security related matters at or before the Preconstruction Conference.

3.3 PERSONAL SECURITY & EMPLOYEE IDENTIFICATION

The Contractor will fill out and require each of the Contractor's/subcontractor's employees performing contract work to fill out, all forms that may be necessary for security as specified by the COR, the CO, and NAVFAC PMRF requirements as outline in the project specifications. These forms will be submitted to the Government via a secure website provided by the COR. **THIS INFORMATION IS PERSONAL IDENTIFIABLE INFORMATION AND SHALL NOT BE EMAILED**. Two ID's are required, one of which must be a current picture ID and Green Card if required. The Contractor shall submit these forms as soon as possible after award but no later than thirty days following Notice to Proceed (NTP).

DoC/DoD issued identification must be worn above the waist in PLAIN SIGHT at all times. Allowing other employees to use the security ID for any reason other than access to the NIST site is cause for immediate removal from the site. A successful security background investigation must be completed prior to the issuance of formal ID's and keys.

The contractor shall provide to the COR the names of individuals needing access so they can be scheduled for the security training and review of their paperwork. All paperwork must be filled out prior to the scheduled time for submittal of the forms. **Any Contractor Employee attempting to obtain a badge without the prior scheduling with the COR will be turned away.**

ALL individuals' names needing access for work outside of normal business hours work MUST be provided to the COR, in writing, 10 working days prior to the scheduled work. Approval of request, by NIST Security, is required prior to after-hours access.

The COR MUST have, in writing, 64 hours' notice of deliveries by vendors. The company making the delivery, the driver's name, and the location the delivery is to be made MUST be provided. Access into the buildings WILL NOT be allowed by delivery personnel. Any unscheduled deliveries may not be allowed on site.

PART 4: PROJECT PROCEDURES

4.1 GENERAL DESCRIPTION

The contractor will supply all management, supervision, labor, materials and equipment required for the successful completion of the project for the entire length of this contract. The contractor is required to have an authorizing employee on-site at all times while work is being performed.

This project must be completed within the contracted period of performance (per FAR 52.211-10). With initial proposal and prior to commencement of work the contractor must provide detailed project schedule in Microsoft Project or other scheduling software to the COR for acceptance. Final schedule shall be agreed upon after NTP at post-award meeting.

Notify the COR of the work progress and any required inspections three working days in advance of all inspections. Upon substantial completion, request a punch list inspection with the COR and CO five working days in advance. COR will submit to CO and Contractor a written list of items requiring completion or correction. Contractor will respond to list with an anticipated schedule of completion of outstanding items.

The Contractor shall also be responsible for all materials delivered and work performed until completion and acceptance of the entire work, except for any completed unit of work which may have been accepted under the contract.

The coordination of activities between the COR, the contractor and the building occupants is critical in an effort to minimize disruption of the research and damage to ongoing experiments. The notification of building occupants is the COR's responsibility.

Entrance into laboratories is normally not required. If entrance into the area is required the contractor shall contact the COR or his/her designee a minimum of 5 working days prior, and arrangements with the owner/occupant to ensure work to be performed will not disrupt or damage technical experiments/projects in the specified area will be coordinated.

When special entrance requirements are deemed necessary the COR and or his/her designee will make arrangements for contractor personnel to have the necessary briefings and training prior to entrance into the specified area.

To the extent possible, the contractor must assign specific staff to this site and this contract.

4.2 PROJECT DOCUMENTATION PROCEDURES

All submittals shall be submitted to the COR in a timely manner to allow ten working days for review. The return of disapproved submittals and their resubmission is not a basis for time extension. All Requests For Information (RFI) shall be submitted in writing and will be returned by the COR in a timely manner. Notify the COR via RFI with any conflicts associated with this Scope of Work, drawings and any appendixes in a timely manner.

4.3 PERMIT REQUIRED OPERATIONS DURING CONSTRUCTION OR MAINTENANCE ACTIVITIES

To ensure safety as a priority, to ensure individuals performing certain operations have the appropriate training and equipment, and to prevent unnecessary utility outages DOC has the following permits which are required when performing tasks/functions to support this contract/project.

The policies and procedures can be obtained from the Government COR/Operations Supervisor and are required prior to the work being performed.

The activities requiring permits are:

1. Roof Access Permit (48-hour advance notice to COR)
2. Penetration Permit - walls, floors, ceilings, and roofs (48-hour advance notice to COR)
3. Hot Work Permit (48-hour advance notice to COR)
4. Fire Protection System Impairment Permit (5 working days advance notice to COR)
5. Excavation Permits (48-hour advance notice to NIST COR) Review 01D WWVH Government Property Relocation supplemental documents for Navy excavation permit requirements.

All organizations performing work on behalf of the DOC are also required to have a current Lock-out/Tag-out policy and all employees must be currently indoctrinated on company procedures. If necessary, OFPM has a policy/procedure that can be obtained from the COR/ Operations Supervisor.

Maintain a record set of all inspections, permits or other authorizations necessary for the work to proceed.

4.4 MAINTENANCE OF WORK SITE

Because this facility has 24/7 operation, work sites shall be kept in an organized, safe and clean manner (see FAR 52.236-10). Debris and garbage shall be cleaned at the end of each work day. Any materials or equipment stored in approved areas shall be left in an orderly manner. Regular maintenance of working areas shall be the responsibility of the contractor (i.e., outside areas shall be mowed, if necessary, hallways shall be swept and kept clear of trip hazards). The Contractor shall perform final cleaning and detailing of work areas at completion of the project (see FAR 52.236-12).

4.5 WORK REQUIRING ADVANCE NOTICE AND COORDINATION

NIST is a functioning laboratory facility operating on a 24/7 schedule. As such, 10 working days' notice to the COR is required for any activity that could potentially impact NIST employee safety, work or facility operation outside of the work area. These activities include, but are not limited to, utility outages; parking lot or road closures; work impacting access to corridors or spaces outside of the work area; loud work such as core drilling, jack-hammering, etc.; work creating vibration; and work that may produce odors. Any outages impacting significant research activities will require a minimum of 10 and up to 25 working days' notice to COR for coordination unless otherwise noted in contract.

Appendix

Penetration Permit

Hot Work Permit

Fire Protection System Impairment

Roof Access Permit

Excavation Permit (refer to 01D WWVH Government Property Relocation supplemental documents)

NIST-898
(8-2016)
NIST S 7101.04

U.S. DEPARTMENT OF COMMERCE
NATIONAL INSTITUTE OF STANDARDS AND TECHNOLOGY

NIST / OFPM SURFACE PENETRATION PERMIT
WORK PERFORMED USING STANDARD SURFACE PENETRATION METHODS

WORK DESCRIPTION

Scope of Work

Workers	Date	Building Manager / Facilitator or Supervisor

PROJECT EVALUATION

- ☐ A building review and walk down of accessible sides of the surface that will be disturbed has been performed to identify:
- ☐ Have "As-Built" drawings been reviewed? Explain:
- ☐ Are there visible indications that utilities and equipment might be present? Explain:
- ☐ Are there utilities and equipment that might be disturbed during the work activity? Explain / Attach Mitigation Controls:
- ☐ Will dust or debris be a housekeeping issue? Explain / Attach Mitigation Controls:
- ☐ Do noise limits need to be established? Explain / Attach Mitigation Controls:
- ☐ Is a Fire Protection System (FPS) impairment required? Explain / Attach Impairment:
- ☐ Is there asbestos containing material present (ACM), lead based paint (LBP) or silica present? Explain / Attach Survey:

The project will be performed using one of the following standard surface penetration methods. Additional utility locate measures are not necessary. Check the method(s) to be used:

- ☐ Hanging pictures or board where the length of the nail or screw will not fully penetrate the wall material
- ☐ Penetrations into drywall, sheetrock, or similar construction material with the following tools:
- ☐ Drill fitted with a bit stop to prevent penetration beyond the depth of the material
- ☐ Utility knife or other cutting tools where the blade is adjusted to prevent penetration beyond the depth of the material

PROJECT CONTROLS AND INSTRUCTIONS

Comply with the following controls and instructions when making surface penetrations.

X **STOP WORK immediately if:**

- You encounter unexpected utilities
- Your tools meet unexpected resistance / smoke
- You damage utilities during the work activity
- You encounter Suspect Asbestos Containing Material

- ☐ Use a ground fault circuit interrupter when using corded electrical power tools. Test before use.
- ☐ Do not penetrate into a single layer of drywall, sheetrock, or similar construction material unless both sides can be visually inspected to verify the absence of utilities that may be disturbed.
- ☐ Once initial penetration is complete, use a fiber optic scope, or equivalent technique approved by the OFPM Safety, Health and Compliance Group to verify the absence of utilities prior to proceeding with work.

Surface Penetration Permit Approved by:

Printed Name / Title:	Signature Date:

NISTSafety Permit No. XXXX NIST OFPM

Hot Work Permit

This Hot Work Permit is required for any operation involving open flame, heat producing, or spark creating work. This work includes: welding, cutting, brazing, grinding, soldering, thawing pipe, torch applied roofing, or chemical welding.

SECTION I. Preparation.

Date:_____ Bldg./Rm. Number:_____ Hot Work by: NIST Employee ☐ Contractor ☐

Description of work to be performed:_____

_____

_____

Hot Work performed on: _____

Section II. Work Process (check all that apply):

☐ arc welding ☐ open flame cutting ☐ power saw metal cutting ☐ drilling

☐ gas welding ☐ soldering ☐ open flame heating ☐ grinding

Section III. Fire Safety Requirements (check all that apply):

☐ Flammable liquids at least 35 feet from edge of hot work zone
☐ Combustible liquids at least 35 feet from edge of hot work zone
☐ Flammable/combustible solids with an NFPA 704 flammability hazard relocated 35 ft.
☐ Electrical tools rated for appropriate Class I or II atmosphere
☐ Hot slag provisions required
☐ Control of open flames required
☐ Floor swept clean of combustibles (35 ft. min.)
☐ Work coordinated with others in the area
☐ Ductwork blanks required
☐ Overhead spark/slag collection required
☐ Hand held fire extinguisher required (minimum rating of 2A:40B:C)
☐ Fumes to be controlled
☐ Arc-welding screens installed
☐ Fall protection required
☐ Ingress/egress planned
☐ Barricades required
☐ UV/IR detectors impaired
☐ Area to be wetted
☐ LOTO required
☐ CSE Permit required
☐ Sprinklers serviceable
☐ Sprinklers impaired
☐ Fire watch available and on station during hot work and for at least 30 minutes after completion of the last hot work
☐ Impairment Permit Required

Section IV. Approvals/Concurrence. (Sign, print name, date, and phone)

I certify by signing this permit all requirements have been taken as required. When the job is completed, person performing hot work marks the card portion "Complete," and is responsible for returning it to EMSS Safety.

COTR\NIST Supv:_____ OSHE/EMSS Safety Rep: _____

Print Name_____ _____

Telephone Number:_____ _____

Person Performing Hot Work:_____ Fire Watch:_____

Print Name _____ _____

Telephone Number:_____ _____

Permit Expiration: From: Date/Time _____ To: Date/Time: _____

Emergencies Call 911 and 303-497-7423

NIST BOULDER FIRE PROTECTION IMPAIRMENT PERMIT

Instructions: This form is used to request impairments of the fire alarms, sprinklers, fire hydrants, and water supply/agent supply. The Contracting Officer Technical Representative (COTR) shall submit this completed form prior to doing work in any NIST Building. Complete a separate FIRE PROTECTION IMPAIRMENT PERMIT request for each location if multiple locations are required.

PART I. Initial Request Information (Originator).

Originator: _____ Originators Work Phone #: _____ Originators Cell Phone #: _____
Work to be performed in (Please be specific): Building: _____ Location/Room #: _____
Contractor: _____ Contractors Work Phone #: _____

Description of work: _____

Work Activities Include (Check all that apply):

Dust/Fume Generation ☐ Adding/Removing Fire Alarm Devices ☐ Electrical Outage ☐ Water Outage- Sprinkler or Hydrant ☐

Welding/Soldering/Grinding ☐ Sprinkler Mods ☐ Clean Agent Mods ☐ Demolition/remodeling ☐ Maintenance to FP System ☐

Designated Construction Zone: ☐ /Duration _____

Duration of Impairment:	Monday	Tuesday	Wednesday	Thursday	Friday	Saturday	Sunday
Date:							
Start Time:							
End Time:							

TYPE OF IMPAIRMENT REQUEST: Planned ☐ Emergency: ☐ Fire Alarm: ☐ Water System: ☐ Clean Agent System: ☐
Send Initial FIRE PROTECTION IMPAIRMENT PERMIT Request to: fireimp-mail@nist.gov.

PART II. Impairment Requirements (Impairment Coordinator).

Requirements (impairment options): _____

Impairment to be verified by: Contractor: ☐ COTR: ☐ IC: ☐

Risk Determination: RAC 1 ☐ RAC 2 ☐ RAC 3 ☐ RAC 4 ☐ RAC 5 ☐

Impairment Coordinator returns this FIRE PROTECTION IMPAIRMENT PERMIT to Originator

PART III. Impairment Verifications.

A. Impairment Verification by Originator:

Impairment Signs Posted: ☐ Impairment Applied: ☐ Verified by (Insert Name): Contractor: _____ /Date: _____
COTR: _____ /Date: _____
IC: _____ /Date: _____

Return this impairment verification FIRE PROTECTION IMPAIRMENT PERMIT to: fireimp-mail@nist.gov

B. System Restored by Originator:

Impairment Removed: ☐ Impairment Signs Removed: ☐
Return this system restoration verification FIRE PROTECTION IMPAIRMENT PERMIT to: fireimp-mail@nist.gov

Impairment Coordinator: _____ /Date: _____
Rev Date 6/2014

Roof Access Permit

Please complete and provide to BSHED prior to accessing rooftops. Refer to the NIST Boulder Roof Access Process policy for additional information. Note: A Project Specific Work and Fall Protection Plan may be required based on the complexity of the project.

Section I. General Information	Request Date:	Requesting Division:	
	Requestor's Name:	Requestor's Phone:	
	Location of Work (Bld & Wing):		
	Name(s) of Personnel Authorized to Perform Work:		
	Project Duration:	Start Date:	Finished Date:
Section II. Operation(s) Conducted	☐ Changing Filters	☐ Electrical Troubleshooting	☐ Reroofing/ Roof Inspection
	☐ Demolition	☐ Equipment Check/Calibration	☐ Rigging
	☐ Drilling	☐ Equipment Install/Repair	☐ Sand/Bead Blasting
	☐ Electrical Installation/Modifications	☐ Painting	☐ Welding/Cutting (Hot Work)
	☐ Other (Describe):		
Section III. Work Tools & Materials	☐ Carts/Dollies	☐ Hand/Power Tools	☐ Mechanical Equipment
	☐ Cranes	☐ Hazardous Chemicals	☐ Pipe Threaders
	☐ Electrical Tools	☐ Instruments	☐ Scaffolding
	☐ Generators	☐ Ladders	☐ Welders/Torches
	☐ Other (Describe):		
Section IV. Safety Precautions	**Control of Hazardous Energy (Lockout/Tagout):** ☐ Electrical Shutdown ☐ Exhaust Shutdown ☐ RF Energy Shutdown ☐ Other:	**Fall Protection:** ☐ Personal Fall Arrest ☐ Personal Fall Restraint ☐ Guard Railings ☐ Warning Lines ☐ Other:	**Fire Prevention:** ☐ Barriers ☐ Detection Sensor Protection ☐ Hot Work Permit ☐ Welding Curtains ☐ Other:
	Safety Training: ☐ Fall Protection ☐ Lockout/Tagout ☐ PPE ☐ Other:		
	☐ Other Special Precautions (Describe):		
Section V. Approvals	The following acknowledgements are required prior to safe access:		

Representative	Printed Name and Signature	Date
Division Chief, Group Leader, or COR of Requesting Party		
BSHED Designee		
OFPM Designee (acknowledgement)		
Affected Laboratory Contact (if applicable)		
Affected Laboratory Contact (if applicable)		

Roof Access Permit - Project Specific Work and Fall Protection Plan

This plan shall describe, in detail, the specific practices, equipment, and methods used to protect workers from fall hazards while working on NIST's roofs. The plan shall be updated as conditions change.

General Information	Description of the project or tasks to be performed:		
Section II. Potential Fall Hazards	Identify all fall hazards (check all that apply):		
	☐ Floor/Wall Openings	☐ Ladders	☐ Open-sided Floors/Roofs
	☐ Open-sided Ramps/Runways	☐ Scaffolds	☐ Skylights
	☐ Other (Describe):		
Section III. Fall Controls	Methods of fall protection to be used (check all that apply):		
	☐ Catch Platform	☐ Covers (Floor & Wall Openings)	☐ Engineered Anchors
	☐ Guardrails	☐ Horizontal Life Lines	☐ Personal Fall Arrest System
	☐ Personal Fall Restraint System	☐ Safety Net	☐ Warning Lines
	☐ Other (Describe):		
Section IV. Plan Specifics	**Describe procedures for assembly, maintenance, inspection, disassembly of fall protection system to be used:** **Describe procedures for handling, storage, and securing tools, equipment, and materials:** **Describe methods of overhead protection for workers who may be in, or pass through work area:** **Describe methods to be implemented for prompt, safe removal of injured worker(s):**		

Section V. Training	Employees who received fall protection training on the above site specific fall protection work plan.	
	Printed Name	**Date**
	Name & Title of Trainer:	
Section VI. Additional Information	Provide any additional information or drawings as necessary.	

Excavation Permit Form

Date /Time of Excavation: _____

Supervisor or COTR over seeing Excavation: _____

Contact Information: _____

Contractor/ Gov. Person performing Excavation: _____

Contact Information:_____

Project Description/ Work Order #/ Reason for Excavation:

_____

_____

_____

_____

_____

Site leader for the excavation Single POC is:_____

Cell Phone #_____

Locates have been performed and inspected by Excavation leader and all safety issues such as shoring, hand digging requirements and tamping are in place. The site leader named above is responsible for all aspects of this excavation and has reviewed with all individuals the safety requirements and the scope of work required.

YES [ ] NO [ ] Date/Initial; _____

I have reviewed this permit request with the COTR/Supervisor and appointed Site Competent Person and approve this excavation:

EMSS Operations Manager/designee: _____date_____

2 Copies of Permit are required, 1 - onsite at Excavation 2- on file at EMSS Safety Group.

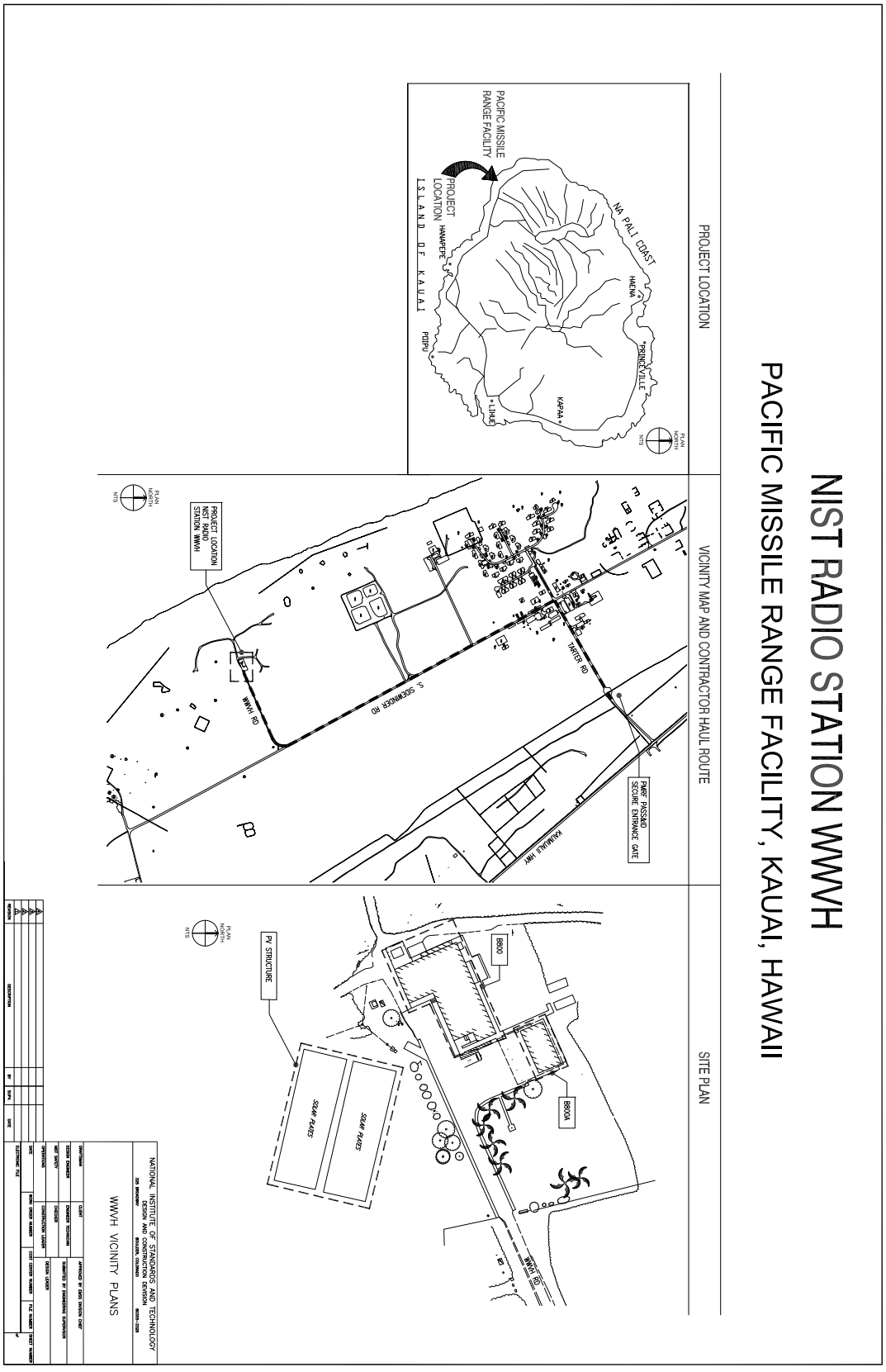
NIST RADIO STATION WWVH
PACIFIC MISSILE RANGE FACILITY, KAUAI, HAWAII
PROJECT LOCATION
PACIFIC MISSILE RANGE FACILITY
PROJECT LOCATION
ISLAND OF KAUAI
NA PALI COAST
HANAPEPE
HAENA
PRINCEVILLE
KAPAA
LIHUE
PIDIPU
VICINITY MAP AND CONTRACTOR HAUL ROUTE
PROJECT LOCATION NIST RADIO STATION WWVH
S. SCHWINDER RD
WWVH RD
TARTER RD
PMRF PASS&ID SECURE ENTRANCE GATE
KAUMUALI HWY
SITE PLAN
PV STRUCTURE
B800
B800A
SOLAR PLATES
WWVH RD
NATIONAL INSTITUTE OF STANDARDS AND TECHNOLOGY
DESIGN AND CONSTRUCTION DIVISION
WWVH VICINITY PLANS

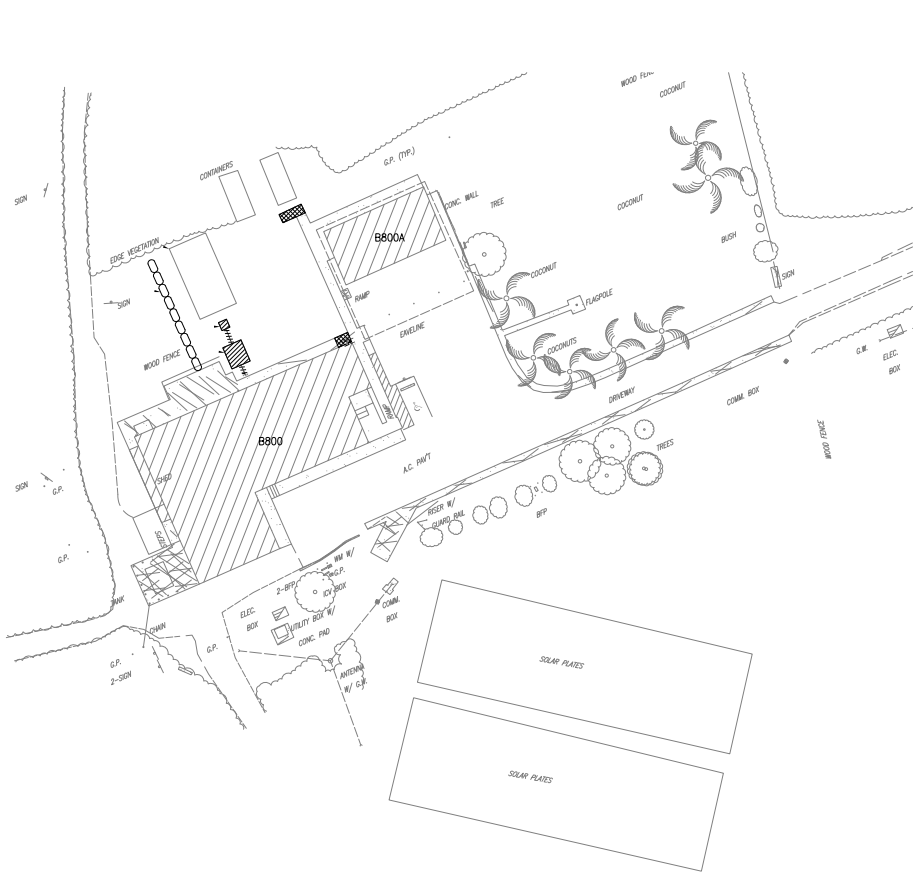

NOTES:

1. TOPOGRAPHIC MAPPING WAS COMPLETED BY NAVFAC HAWAII AND IS FOR INFORMATION ONLY.

REVISION	DESCRIPTION	BY	SUPV.	DATE
4				
3				
2				
1				

NATIONAL INSTITUTE OF STANDARDS AND TECHNOLOGY
DESIGN AND CONSTRUCTION DEVISION
325 BROADWAY BOULDER, COLORADO 80305-3328

WWVH VICINITY PLANS

DRAFTSMAN	CLIENT	APPROVED BY EMSS DIVISION CHIEF
DESIGN ENGINEER	ENGINEER TECHNICIAN	SUBMITTED BY ENGINEERING SUPERVISOR
HSST SAFETY	CHECKER	DESIGN LEADER
OPERATIONS	CONSTRUCTION LEADER	

DATE	WORK ORDER NUMBER	COST CENTER NUMBER	FILE NUMBER	SHEET NUMBER
ELECTRONIC FILE				of

TABLE OF CONTENTS

WWVH GOVERNMENT PROPERTY RELOCATION - SPECIFICATION AND SUPLIMENTAL DOCUMENTS

PAGE 2 01 10 00 SUMMARY OF WORK
PAGE 6 EXCAVATION PERMIT
PAGE 8 01 14 00 WORK RESTRICTIONS
PAGE 15 SECNAV 5512 FORM
PAGE 19 PMRF PHOTOGRAPHIC AUTHORIZATION FORM
PAGE 16 01 35 26 GOVERNMENTAL SAFETY REQUIREMENTS
PAGE 50 PARTIAL GOVERNMENT PROPERTY RELOCATION LIST
PAGE 52 WWVH RENOVATION: OPERATION IMPACT ASSSSMENT & EQUIPMENT RELOCATION SUMMARY REPORT

Note: Document has been compiled to provide contractor reference PMRF access standards and working requirements and a background for the relocation of WWVH government property.

END OF TABLE OF CONTENTS

SECTION 01 11 00

SUMMARY OF WORK
08/15, CHG 2: 08/21
(NFHI 02-14-2022)

PART 1 GENERAL

1.1 SUBMITTALS

Government approval is required for submittals with a "G" classification. Submittals not having a "G" classification are for Contractor Quality Control approval. Submit the following in accordance with Section 01 33 00 SUBMITTAL PROCEDURES:

storage containers

1.2 WORK COVERED BY CONTRACT DOCUMENTS

1.2.1 Project Description

1.2.2 Location

The work is located in Building 800 (Building 11) & Building 800A (Building 12), which is located at the Pacific Missile Range Facility (PMRF), Kauai, Hawaii.

1.3 OCCUPANCY OF PREMISES

Building(s) will be occupied during performance of work under this Contract. Occupancy notifications will be posted in a prominent location in the work area.

Before work is started, arrange with the Contracting Officer a sequence of procedure, means of access, space for storage of materials and equipment, and use of approaches, corridors, and stairways.

1.4 EXISTING WORK

In addition to FAR 52.236-9 Protection of Existing Vegetation, Structures, Equipment, Utilities, and Improvements:

a. Remove or alter existing work in such a manner as to prevent injury or damage to any portions of the existing work which remain.

b. Repair or replace portions of existing work which have been altered during construction operations to match existing or adjoining work, as approved by the Contracting Officer. At the completion of operations, existing work must be in a condition equal to or better than that which existed before new work started.

1.5 LOCATION OF UNDERGROUND UTILITIES

Obtain a PRMF Digging Permit/Excavation Permit prior to start of excavation by contacting the Contracting Officer, toning the site, and submitting an Excavation Permit a minimum of 20 calendar days in advance. Comply with Installation requirements for locating and marking underground utilities.

PRMF Digging Permit/Excavation Permits are only valid for 2 weeks and must be reapplied for.

Identify and mark all other utilities not managed and located by the local utility companies. Scan the construction site with Ground Penetrating Radar (GPR), electromagnetic, or sonic equipment, and mark the surface of the ground, pier deck or paved surface where existing underground utilities or utilities encased in pier structures are discovered. Verify the elevations of existing piping, utilities,and any type of underground or encased obstruction not indicated, or specified to be removed, that is indicated or discovered during scanning, in locations to be traversed by piping, ducts, and other work to be conducted or installed. Verify elevations before installing new work closer than nearest manhole or other structure at which an adjustment in grade can be made.

1.5.1 Notification Prior to Excavation

Notify the Contracting Officer at least 48 hours prior to starting excavation work.

1.6 NAVY AND MARINE CORPS (NMCI) COORDINATION REQUIREMENTS

1.6.1 Not used.

PART 2 PRODUCTS

Not used.

PART 3 EXECUTION

Not used.

-- End of Section --

THIS PAGE INTENTIONALLY LEFT BLANK

EXCAVATION PERMIT
MANU KAI
PMRF BARKING SANDS, KAUAI HAWAII

EXCAVATION PERMIT NO: _____ SKETCH/ DRAWING NO: _____
(3 complete sets required)

PERMIT EXPIRES: _____

The purpose of this form is to provide the necessary authorization to perform excavations at PMRF. Submit the form after filling in Part A, to Manu Kai Facility Engineering Department (BS 0384). Allow at least three working days before the excavation work is scheduled for the permit to be processed.

PART A- PERMIT APPLICATION

1. Project Name: Date Submitted:
2. Requestors Name: Phone Number:
3. Estimated Start of Project Date:
4. Description of Proposed Excavations (include drawings as necessary):

PART B- RECORDS REVIEW/COMMENTS

The necessary drawing records search has been conducted and buried utilities have been identified for subsequent toning and flagging. The excavation may proceed after toning and flagging have been completed, subject to the attached Facility Engineering and Communications comments, and that there are no changes to the original scope of work:

FACILITY ENGINEERING

1. Comments Facility Engineering:

TONING REQUIRED: ☐ **Electrical** ☐ **Water** ☐ **Sewer** ☐ **Air** ☐ **Fuel** ☐ **Other** ____ ☐ **N/A**

By: Signature: _____ Date: _____

2. Proposed Excavation Area has been **toned and flagged.**

☐ **Electrical** By: (Print) _____ Signature: _____ Date: _____

COMMENTS: _____

☐ **Water** By: (Print) _____ Signature: _____ Date: _____

COMMENTS: _____

☐ **Sewer** By: (Print) _____ Signature: _____ Date: _____

COMMENTS: _____

☐ **Other** By: (Print) _____ Signature: _____ Date: _____

COMMENTS: _____

EXCAVATION PERMIT NO.

PROJECT NAME:	Date Submitted:
Requestors Name:	Phone No:
Estimated Start of Project Date:	
Description of Proposed Excavation:	

COMMUNICATIONS

3. Comments Communications:

_____

_____

_____

☐ **TONING REQUIRED** ☐ **NO TONING REQUIRED**

By: (Print) _____ Signature: _____ Date: _____

4. Proposed Excavation Area has been **toned and flagged.** ☐ **N/A**

By: (Print) _____ Signature: _____ Date: _____

PART C – APPROVAL

Permit Approved by FACILITIY ENGINEERING:

By: Signature: _____ Date: _____

EXCAVATE WHILE HIGH VOLTAGE IS ENERGIZED (4160V+)

☐ Approve ☐ Disapprove Signature: _____ Date: _____
Public Works Officer

NOTE: IF IN THE PROCESS OF EXCAVATING IN ACCORDANCE WITH THIS PERMIT, THE PERSON OR PERSONS EXCAVATING STRIKE AN UNDERGROUND APPURTENANCE, WHETHER OR NOT IT IS NOTED ON THE PERMIT FORM AND WHETHER OR NOT A UTILITY OUTAGE OCCURS, MUST REPORT THE INCIDENT TO THE FACILITY ENGINEERING SUPERVISOR VIA A MEMO DOCUMENTING THE CIRCUMSTANCES. THIS REPORT SHALL BE FILED WITHIN 24 HOURS OF THE INCIDENT.

Copy: PWO
File

Additional Notes to Excavation Permit

1. Contact Work Control extension 4720 for assistance if any utilities are damaged.
2. All utilities within the construction area shall be 'toned" by the contractor with an electronic locator and marked on the surface before starting excavations.
3. Equipment operators shall use the utmost care when excavating near utilities. Hand dig when within **five feet** of any utility.
4. The utilities review for this permit is limited to drawings on file with Manu Kai on the date of the permit.

MANU KAI EXCAVATION PERMIT PROCESS

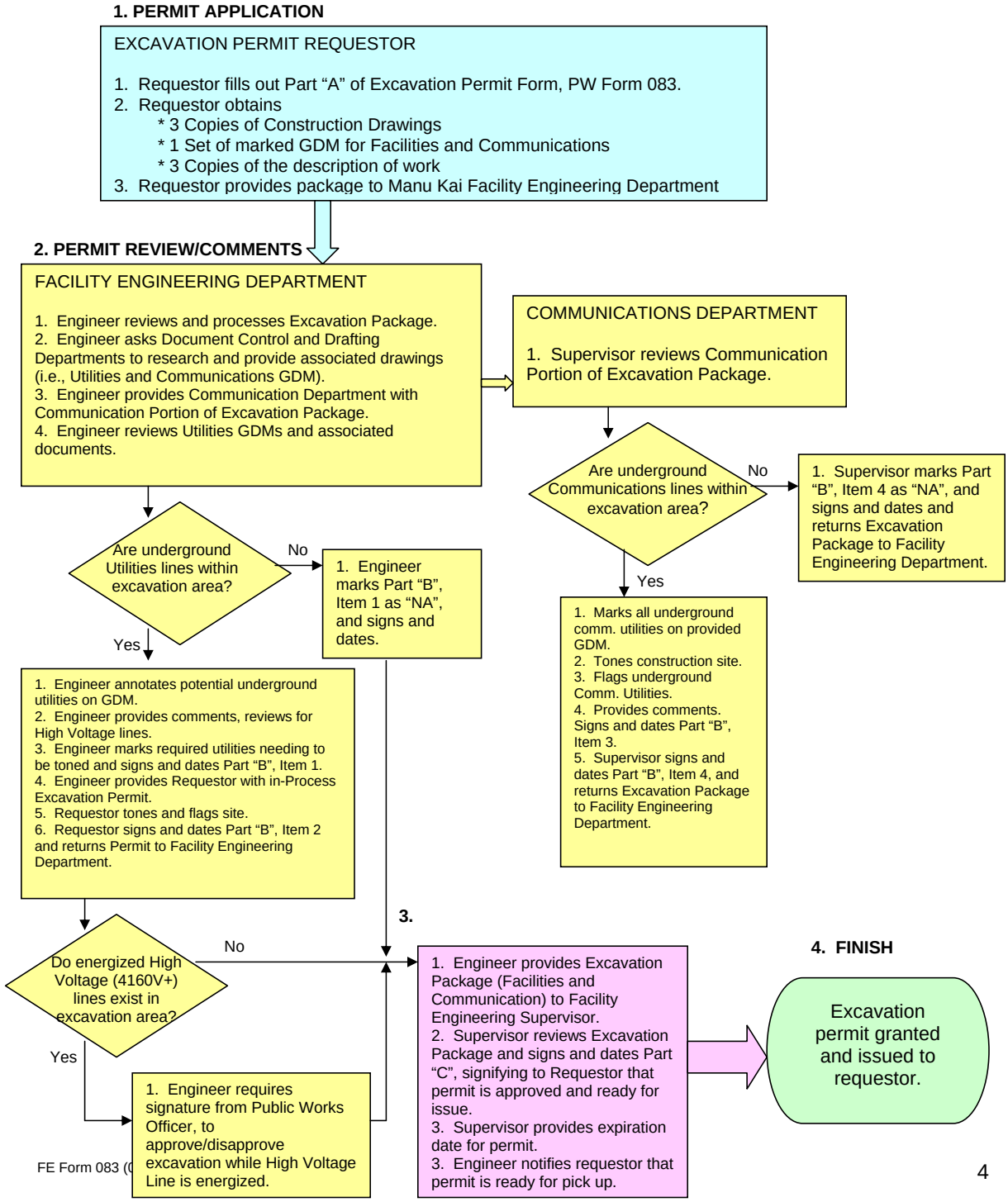

FE Form 083 (0

4

SECTION 01 14 00

WORK RESTRICTIONS
11/11, CHG 14: 02/22
(NFHI 09-15-2022)

PART 1 GENERAL

1.1 SUBMITTALS

Government approval is required for submittals with a "G" classification. Submittals not having a "G" classification are for Contractor Quality Control approval. Submit the following in accordance with Section 01 33 00 SUBMITTAL PROCEDURES:

SD-01 Preconstruction Submittals

List of Contact Personnel

SECNAV Form 5512-1

PMRF Photographic Authorization Request Form

1.2 SPECIAL SCHEDULING REQUIREMENTS

a. Have materials, equipment, and personnel required to perform the work at the site prior to the commencement of the work.

b. The facility will remain in operation during the entire construction period. The Contractor must conduct his operations so as to cause the least possible interference with normal operations of the activity.

c. Permission to interrupt any Activity roads or utility service must be requested in writing a minimum of 25 working days prior to the desired date of interruption.

d. The work under this contract requires special attention to the scheduling and conduct of the work in connection with existing operations. Identify on the construction schedule each factor which constitutes a potential interruption to operations.

e. The Contractor shall account for the Bi-annual Security Operation Exercises in their schedule. The Contractor must anticipate delays and disruption in construction activities for a period of 14 consecutive calendar days, 2-times per calendar year. Disruption may range from complete shutdown of construction activity for a prolonged period of time or periodic short term shutdown of less than a full day, but in no event will all such shutdowns in the aggregate exceed 28 calendar days of an expected shutdown. Bidders must take into consideration such delays when preparing their bids.

1.3 CONTRACTOR ACCESS AND USE OF PREMISES

1.3.1 Activity Regulations

Ensure that Contractor personnel employed on the Activity become familiar with and obey Activity regulations including safety, fire, traffic and security regulations. Keep within the limits of the work and avenues of

ingress and egress. To minimize traffic congestion, delivery of materials must be outside of peak traffic hours (6:30 to 8:00 a.m. and 3:30 to 5:00 p.m.) unless otherwise approved by the Contracting Officer. Wear appropriate personal protective equipment (PPE) in designated areas. Do not enter any restricted areas unless required to do so and until cleared for such entry. Ensure all Contractor equipment, include delivery vehicles, are clearly identified with their company name.

1.3.1.1 Subcontractors and Personnel Contacts

Provide a list of contact personnel of the Contractor and subcontractors including addresses and telephone numbers for use in the event of an emergency. As changes occur and additional information becomes available, correct and change the information contained in previous lists.

1.3.1.2 Installation Access

Obtain access to installations through participation in the Defense Biometrics Identification System (DBIDS). Requirements for Contractor employee registration are available at https://www.cnic.navy.mil/om/dbids.html. No fees are associated with obtaining a DBIDS credential.

Participation in the DBIDS is mandatory.

1.3.1.2.1 Registration for DBIDS (PMRF)

Registration for DBIDS is available at https://www.cnic.navy.mil/om/dbids.html. Procedure includes:

Step 1. Contractors and vendors awarded a contract must have their employees, who will be accessing the installation for scheduled work, complete the SECNAV Form 5512-1 for each employee.

Step 2. Forward complete package to the DoD Sponsor.

Step 3. Sponsor will review your package for completeness and legitimacy and if complete we will deliver to the PMRF Pass and ID Office, M-F from 0800-1500 daily. The PMRF Pass and ID Office will not take paperwork directly from contractors or vendors requesting access.

Step 4. Once the PMRF Pass and ID Office receives paperwork, they will initiate the criminal history and sex offender registry check required.

Step 5. If there are no issues, the PMRF Pass and ID Office will notify the DoD Sponsor via email that the contractor or vendors pass is ready to be issued.

Step 6. The DoD Sponsor will notify their contractors/vendors to come to the PMRF Pass and ID Office, M-F 0800-1500 daily to be issued their DBIDS Credential.

1.3.1.2.2 DBIDS Eligibility Requirements

Throughout the length of the contract, the Contractor employee must continue to meet background screen standards. Periodic background screenings are conducted to verify continued DBIDS participation and

installation access privileges. DBIDS access privileges will be immediately suspended or revoked if at any time a Contractor employee becomes ineligible.

An adjudication process may be initiated when a background screen failure results in disqualification from participation in the DBIDS, and Contractor employee does not agree with the reason for disqualification. The Government is the final authority.

1.3.1.2.3 DBIDS Notification Requirements

a. Immediately report instances of lost or stolen badges to the Contracting Officer.

b. Immediately collect DBIDS credentials and notify the Contracting Officer in writing under the following circumstances:

(1) An employee has departed the company without having properly returned or surrendered their DBIDS credentials.

(2) There is a reasonable basis to conclude that an employee, or former employee, might pose a risk, compromise, or threat to the safety or security of the Installation or anyone therein.

1.3.1.3 No Smoking Policy

Smoking is prohibited within and outside of all buildings on installation, except in designated smoking areas. This applies to existing buildings, buildings under construction and buildings under renovation. Discarding tobacco materials other than into designated tobacco receptacles is considered littering and is subject to fines. The Contracting Officer will identify designated smoking areas.

1.3.2 Working Hours

Regular working hours must consist of an 8 1/2 hour period between 0700 and 1530, Monday through Friday, excluding Government holidays.

1.3.3 Work Outside Regular Hours

Work outside regular working hours requires Contracting Officer approval. Make a written application 30 calendar days prior to such work to allow arrangements to be made by the Government for inspecting the work in progress, giving the company name, type of work to be performed, location of work, specific dates, hours of work, contract number and project title. Based on the justification provided, the Contracting Officer may approve work outside regular hours. During periods of darkness, the different parts of the work must be lighted in a manner approved by the Contracting Officer. Make utility cutovers after normal working hours or on Saturdays, Sundays, and Government holidays unless directed otherwise.

1.3.4 Occupied Buildings

The Contractor shall be working in an existing building which is occupied.

The existing buildings and their contents must be kept secure at all times. Provide temporary closures as required to maintain security as directed by the Contracting Officer.

Provide dust covers or protective enclosures to protect existing work that remains during the construction period.

Relocate movable furniture as required to perform the work, protect the furniture, and replace the furniture in its original location upon completion of the work. Leave attached equipment in place, and protect it against damage, or temporarily disconnect, relocate, protect, and reinstall it at the completion of the work.

The Government will remove and relocate other Government property in the areas scheduled to receive work.

1.3.5 Utility Cutovers and Interruptions

a. Make utility cutovers and interruptions after normal working hours or on Saturdays, Sundays, and Government holidays. Conform to the provisions in paragraph WORK OUTSIDE REGULAR HOURS.

b. Ensure that new utility lines are complete, except for the connection, before interrupting existing service.

c. Interruption to water, sanitary sewer, storm sewer, telephone service, electric service, and air conditioning, are considered utility cutovers pursuant to the paragraph WORK OUTSIDE REGULAR HOURS. Interruptions to fire protection and life safety systems are limited to 8 hours unless approved otherwise by the Contracting Officer. Requests for interruptions to fire protection and life safety systems that exceed 8 hours must be approved by the NAVFAC Hawaii Fire Protection Engineer via the Contracting Officer.

d. Prior to interruptions of fire protection systems, including fire hydrants, fire alarm, and fire suppression systems, provide notification to the Regional Dispatch Center (RDC) at 808-474-2222 daily and immediately prior to the interruption with the following information: name of installation, building number, physical address, fire reporting box number, and duration of outage.

e. Operation of Station Utilities: The Contractor must not operate nor disturb the setting of control devices in the station utilities system, including water, sewer, electrical services. The Government will operate the control devices as required for normal conduct of the work. The Contractor must notify the Contracting Officer giving reasonable advance notice when such operation is required.

1.3.5.1 PMRF Temporary Electrical Connection and Outage Request

Submit electrical connection and outage requests to the Contracting Officer a minimum of 25 working days prior to the desired date of interruption. Electrical connection and outage requests shall be in writing and include the following information for review:

a. Description of the tasks to be performed during the outage.

b. Sequence of work to be performed.

c. Names of personnel and their roles in the proposed work.

d. Equipment and materials to be used.

e. An Activity Hazard Analysis (AHA).

f. Duration of the outage.

g. Two proposed date/times for the outage.

The written request must provide a clear understanding of the work during the electrical outage.

A review of the above items is a service provided by PMRF to avoid situations where the Contractor inadvertently omits any item that could result in an extension of the outage or the need for a subsequent outage. The list will also preclude any incorrect assumptions of PMRF participation in the work. Errors or omissions in the written outage request will require a resubmission of the request and may result in rescheduling of the outage date.

1.4 SECURITY REQUIREMENTS

The folllowing security requirements apply to this project:

a. Contract Clause FAR 52.204-2 Security Requirements and Alternate II.

b. FAC 5252.236-9301, Special Working Conditions and Entry to Work Area.

1.4.1 Citizenship Requirements

Aliens are not allowed on project site. Work under this contract is restricted to U.S. citizens and U.S. nationals.

1.5 EXTRAORDINARY SECURITY REQUIREMENTS

a. The Contract Clause entitled "Identification of Employees" applies.

b. Vehicle searches. All construction vehicles will be searched by the Commercial Vehicle Inspection Gate Sentries.

1.5.1 Photographs

Photographs are prohibited in and around PMRF installation unless a PMRF Photographic Authorization Request Form has been approved by the PMRF Security Manager via the Contracting Officer. Submit a completed PMRF Photographic Authorization Request Form a minimum of 7 calendar days prior. Permits are only valid for 2 weeks.

1.5.2 Personnel Restrictions

Due to sensitivity of building operations, the following apply:

a. Restrict personnel to the designated work site.

PART 2 PRODUCTS

Not Used

PART 3 EXECUTION

Not Used

-- End of Section --

DEPARTMENT OF THE NAVY LOCAL POPULATION ID CARD/BASE ACCESS PASS REGISTRATION

PRIVACY ACT STATEMENT:

AUTHORITY: 10 U.S.C. 113, Secretary of Defense; DoD Directive 1000.25, DoD Personnel Identity Protection (PIP) Program; DoD Instruction 5200.08, Security of DoD Installations and Resources and the DoD Physical Security Review Board (PSRB); DoD 5200.08-R, Physical Security Program; DoD Directive 5200.27, Acquisition of Information Concerning Persons and Organizations not Affiliated with the Department of Defense (Exception to policy memos); Directive-Type Memorandum (DTM) 09-012, Interim Policy Guidance for DoD Physical Access Control; DTM 14-005, DoD Identity Management Capability Enterprise Services Application (IMESA) Access to FBI National Crime Information Center (NCIC) Files; and E.O. 9397 (SSN), as amended; OPNAVINST 5530.14E, Navy Physical Security and Law Enforcement Program; Marine Corps Order P5530.14, Marine Corps Physical Security Program Manual; SORNNM05512-2 Badge and Access Control System Records and DMDC 16, Identity Management Engine for Security and Analysis (IMESA): http://dpcld.defense.gov/Privacy/SORNsIndex

PURPOSE(S): To control physical access to Department of Defense (DoD), Department of the Navy (DON) or U.S. Marine Corps Installations/Units controlled information, installations, facilities, or areas over which DoD, DON, or U.S. Marine Corps has security responsibilities by identifying or verifying an individual through the use of biometric databases and associated data processing/information services for designated populations for purposes of protecting U.S./Coalition/allied government/national security areas of responsibility and information; to issue badges, replace lost badges, and retrieve passes upon separation; to maintain visitor statistics; collect information to adjudicate access to facility; and track the entry/exit times of personnel.

ROUTINE USE(S): To designated contractors, Federal agencies, and foreign governments for the purpose of granting Navy officials access to their facility.

DISCLOSURE: Providing registration information is voluntary. Failure to provide requested information may result in denial of access to benefits, privileges, and DoD installations, facilities and buildings.

IDENTITY PROOFING AND APPLICANT INFORMATION

1. LAST NAME:	2. FIRST NAME:	3. MIDDLE NAME:	4. NAME SUFFIX: ☐ Jr. ☐ Sr. ☐ I ☐ II ☐ III ☐ IV

5. RACE *(Check one or more)*: ☐ AMERICAN INDIAN OR ALASKA NATIVE ☐ ASIAN ☐ BLACK OR AFRICAN AMERICAN ☐ HISPANIC OR LATINO ☐ NATIVE HAWAIIAN OR OTHER PACIFIC ISLANDER ☐ WHITE

6. GENDER *(Check one)*: ☐ MALE ☐ FEMALE	7. DATE OF BIRTH:	8. CITY OF BIRTH:	9. STATE OF BIRTH:	10. BIRTH COUNTRY:

11. US CITIZEN *(Check)*: ☐ YES ☐ NO

12. DUAL CITIZENSHIP: ☐ YES ☐ NO
CITIZENSHIP IF OTHER THAN US *(Country)* :

U.S. Citizen Minimum Documentation Required:
By Birth - Social Security No and/or State ID/Drivers License.
Naturalized - Certification Number, Petition Number, Date, Place and Court, United States passport number, Social Security No and/or State ID/Drivers License.
Derived - Parent's certification number, Social Security No and/or State ID/Drivers License.
Alien Minimum Documentation Required:
Registration Number, Expiration date, Date of entry, Port of entry.

13. IDENTITY SOURCE DOCUMENTS PRESENTED:	14. DOCUMENT NUMBER:	15. ISSUED BY STATE/COURT:	16. ISSUED BY COUNTRY:	17. ISSUED:	18. EXPIRES:
☐ Social Security No.			United States		
☐ State ID/Drivers License			United States		
☐ Passport No.					
☐ Certification Number and Petition Number					
☐ Derived - Parent's Certification Number:			United States		
☐ Alien Registration No.			United States		
		Date of Entry:		Port of Entry:	
OTHER APPROVED IDENTITY SOURCE DOCUMENTS:					
☐					
☐					

19. WEIGHT *(Pounds)*:	20. HEIGHT *(Inches)*:	21. HAIR COLOR *(Check one)*:	22. EYE COLOR *(Check one)*:
		☐ Blond ☐ Brown ☐ Black ☐ Gray ☐ Red ☐ White ☐ Silver ☐ Auburn ☐ Bald	☐ Brown ☐ Green ☐ Blue ☐ Hazel ☐ Black ☐ Gray ☐ Violet ☐ Unknown

23. HOME ADDRESS *(Include city, state, zip code)*:	HOME PHONE *(Include Area Code)*:
24. BASE SPONSOR'S NAME:	SPONSOR PHONE *(Include Area Code)*:

EMPLOYMENT ACTIVITY INFORMATON	
25. EMPLOYER NAME AND ADDRESS *(Include city/state/zip code)*:	EMPLOYER PHONE *(Include Area Code)*:
26. SUPERVISOR NAME AND ADDRESS *(Include city/state/zip code)*:	SUPERVISOR PHONE *(Include Area Code)*:

27. Check the applicable box for WORK HOURS box or check the OTHER box and enter the work hours, then check the applicable for WORK DAYS:

WORK HOURS: ☐ 0600-1800 ☐ 0800-1700 ☐ OTHER _____ WORK DAYS: ☐ SN ☐ M ☐ T ☐ W ☐ TH ☐ F ☐ ST

PRIOR FELONY CONVICTIONS

28. Have you ever been convicted of a Felony? ☐ YES ☐ NO _____ *Initial*

REQUIREMENT TO RETURN LOCAL POPULATION ID CARD

29. I understand that I am required to return my Local Population Identification Card to the Base Pass Office when it expires or if my employment is terminated for any reason. _____ *(initial)*

AUTHORIZATION AND RELEASE AND CERTIFICATION

30. I hereby authorize the DOD/DON and other authorized Federal agencies to obtain any information required from the Federal government and/or state agencies, including but not limited to, the Federal Bureau of Investigation (FBI), the Defense Security Service (DSS), the U.S. Department of Homeland Security (DHS).

I have been notified of DON right to perform minimal vetting and fitness determination as a condition of access to DON installation/facilities. I understand that I may request a record identifier; the source of the record and that I may obtain records from the State Law Enforcement Office as may be available to me under the law. I also understand that this information will be treated as privileged and confidential information.

I release any individual, including records custodians, any component of the U.S. Government or the individual State Criminal History Repository supplying information, from all liability for damages that may result on account of compliance, or any attempts to comply with this authorization. This release is binding, now and in the future, on my heirs, assigns, associates, and personal representative(s) of any nature. Copies of this authorization that show my signature are as valid as the original release signed by me.

FALSE STATEMENTS ARE PUNISHABLE BY LAW AND COULD RESULT IN FINES AND/OR IMPRISONMENT UP TO FIVE YEARS.

BEFORE SIGNING THIS FORM, REVIEW IT CAREFULLY TO MAKE SURE YOU HAVE ANSWERED ALL QUESTIONS FULLY AND CORRECTLY.

I DECLARE UNDER PENALTY OF PERJURY THAT THE STATEMENTS MADE BY ME ON THIS FORM ARE TRUE, COMPLETE AND CORECT.

DATE _____ SIGNATURE _____

FINAL DETERMINATION ON YOUR ACCESS: The Base Commanding Officer has final authority for determination on granting physical access to DON controlled installations/facilities under his/her jurisdiction.

BELOW COMPLETED BY BASE REGISTRAR PERSON CONDUCTING IDENTY PROOFING and NCIC CHECK

31. INFORMATION VERIFIED BY:	32. ENTERED IN C/S SYSTEM BY:	33. PASS ISSUE DATE:	34. PASS EXPIRATION DATE:

35. NCIC CHECK PERFORMED BY:	36. RESULTS OF NCIC CHECK:	37. RESULTS OF LOCAL RECORDS CHECK:
	☐ NO RECORDS ☐ RECORD IDENTIFIER	☐ NO RECORDS ☐ RECORD IDENTIFIER
	RECORD NUMBER:	RECORD NUMBER:

Office of Under Secretary of Defense, DoD Manual 5200.08 VOLUME 3, PHYSICAL SECURITY PROGRAM: "ACCESS TO DOD INSTALLATIONS," January 2, 2019. The DoD Manual requires DoD installation government representatives query the National Crime Information Center (NCIC) and Terrorist Screening Database to vet the claimed identity and to determine the fitness of non-federal government and non-DoD-issued card holders (i.e. visitors) who are requesting unescorted access to a DoD installation. The minimum criteria to determine the fitness of a visitor is: 1) not on a terrorist watch list; 2) not on an DoD installation debarment list; and 3) not on a FBI National Criminal Information Center (NCIC) felony wants and warrants list.

Additionally, SECNAV Memo, Policy for Sex Offender Tracking and Assignment and Access Restrictions within the Department of the Navy, of 7 Oct 08 and OPNAVINST 1752.3 established the Navy's policy on sex offenders, requiring Region Commanders (REGCOMs) and Installation Commanding Officers (COs) to prohibit sex offender access to DoN facilities and Navy owned, leased or PPV housing. This form describes the authority and purpose to collect and share the required information; and identifies the applicant/visitor and sponsor; and authorizes the DoD to perform the minimum vetting and fitness determination criteria. A favorable response on the vetting and fitness determination is required to receive access to DOD controlled installation/facilities.

Controlled by: DoN
CUI Category: PRVCY
LDC: FEDCON
POC: Le'Ron Lawrence, leron.a.lawrence.civ@us.navy.mil, 703-601-0604

Instruction for completing the Local Population Access Registration Form

INSTRUCTIONS: Please complete all information in black ink (printed) or by typing. By voluntarily providing your Personal Information, you agree to the following terms and restrictions:
RESTRICTIONS: Local Population Identification Card/Base Access Pass may only be used by person to whom they are issued and for the specific business/purpose issued. Applicants are reminded that soliciting (i.e., door-to-door sales) is prohibited on the base, and that such activity is grounds for cancellation of the Pass. Additionally, such action may result in debarment from the base and legal action. The Base Commanding Officer has discretion over specifying the period of validity for any Local Population ID Cards/Base Access Passes that are issued under his/her jurisdiction.
Review the Privacy At Statement that is printed at the top of the form

Block 1: Enter the Last Name.
Block 2: Enter the First Name.
Block 3: Enter the Middle Name.
Block 4: If applicable, check the box for Name Suffix.
Block 5: Check the applicable box for Race.
Block 6: Check the applicable box for Gender.
Block 7: Enter Date of Birth.
Block 8: Enter City of Birth.
Block 9: Enter State of Birth.
Block 10: Enter Country of Birth.
Block 11: Check the applicable box for US Citizenship.
Block 12: If not a US Citizen, enter the name of the Country of Citizenship.
Block 13: Two forms of identity source documents from the list of acceptable documents listed below must be presented to the base registrar with this completed form. Check the box for the type of Documents that will be presented for identity proofing. If the document type is not listed, use the two rows under Other Approved Identity Source Documents to enter the type of document(s) that you will present.
Block 14: Enter the Document Number located on the Identity Proofing Source document that was checked in Block 13.
Block 15: Enter the State that issued the Identity Source Document.
Block 16: Enter the Country that issued the Identity Source Document.
Block 17: Enter the Date that the Identity Source Document was issued.
Block 18: Enter the Date that the Identity Source Document will expire.
Block 19: Enter Weight in pounds.
Block 20: Enter Height in inches.
Block 21: Check the applicable box for Hair Color.
Block 22: Check the applicable box for Eye Color.
Block 23: Enter Home Address Including City, State, Zip Code, and Home Telephone Number.
Block 24: Enter Name of Registrant's Base Sponsor and Base Sponsor's Telephone Number.
Block 25: Enter Employer Name and address including City, State, Zip Code, and Employer's Telephone Number.
Block 26: Enter Supervisor's Name including City, State, Zip Code, and Supervisor's Telephone Number.
Block 27: Check the applicable box for Work Hours box or check the OTHER box and enter the work hours, then check applicable boxes for Work Days.
Block 28: Check the applicable answer if you have been convicted of Felony and enter initials.
Block 28: Check the applicable box for felony conviction.
Block 29: Enter initials to accept terms for returning Local Population Identification Card.
Block 30: Sign and date the form to attest that the foregoing information is true and complete to best of your knowledge.

LIST OF ACCEPTABLE DOCUMENTS - All documents must not be expired.
Must present one selection from List A or a combination of one selection from List B and one selection from List C.

List A - Documents that Establish Identity and Employment Authorization

1. U.S. Passport or U.S. Passport Card.
2. Permanent Resident Card or Alien Registration Receipt Card (Form I-551).
3. Foreign passport that contains a temporary I-551 stamp or temporary I-551 printed notation on a machine-readable immigrant visa.
4. Employment Authorization Document that contains a photograph (Form I-766).
5. For a nonimmigrant alien authorized to work for a specific employer because of his or her status:
   a. Foreign Passport; and
   b. Form I-94 or Form I-94A that has the following:
      (1) The same name as the passport; and
      (2) An endorsement of the alien's nonimmigrant status as long as that period of endorsement has not yet expired and the proposed employment is not in conflict with and restrictions or limitations identified on form.
6. Passport from the Federal States of Micronesia (FSM) or the Republic of the Marshal Islands (RM) with Form I-94 or Form I-94A indicating nonimmigrant admission under the Compact of Free Association Between the United Slated and FSM or RM.

OR

List B - Documents that Establish Identity

1. Driver's license or ID card issued by a State or outlying possession of the United States provided it contains a photograph or information such as name, date of birth, gender, height, eye color, and address.
2. ID card issued by federal, state or local government agencies or entities, provided it contains a photograph or information such as name, date of birth, gender, height, eye color, and address.
3. School ID card with a photograph
4. Voter's registration card.
5. U.S. Military card or draft record.
6. Military dependent's ID card.
7. U.S. Coast Guard Merchant Mariner Card.
8. Native American tribal document.
9. Driver's license issued by a Canadian government authority.

For persons under age 18 who are unable to present a document listed above:

10. School record or report card.
11. Clinic, doctor, or hospital record.
12. Day-care or nursery school record.

AND

List C - Documents that Establish Employment Authorization

1. A Social Security Account Number card, unless the card includes one of the following restrictions:
   (1) NOT VALID FOR EMPLOYMEMT
   (2) VALID FOR WORK ONY WITH INS AUTHORIZATION.
   (3) VALID FOR WORK ONLY WITH DHS AUTHORIZATION.
2. Certification of Birth Abroad issued by the Department of State (Form FS-545).
3. Certification of Birth issued by the Department of State (Form DS-1360).
4. Original or certified copy of birth certificate issued by a State, county, municipal authority or territory of the United States bearing an official seal.
5. Native American tribal document.
6. U.S. Citizen ID Card (Form I-197).
7. Identification Card for Use of Resident Citizen in the United States (Form I-179).
8. Employment authorization document issued by the Department of Homeland Security.

The remainder of the form will be completed by the Base Registrar Person conducting Identify Proofing process and NCIC check.

AGENCY DISCLOSURE STATEMENT:
The public reporting burden for this collection of information, OMB 0703-0061, is estimated to average ten (10) minutes per response, including the time for reviewing instructions, searching existing data sources, gathering and maintaining the data needed, and completing and reviewing the collection of information. Send comments regarding the burden estimate or burden reduction suggestions to the Department of Defense, Washington Headquarters Services, Executive Services, at whs.mc-alex.esd.mbx.dd-dod-information-collections@mail.mil. Respondents should be aware that notwithstanding any other provision of law, no person shall be subject to any penalty for failing to comply with a collection of information if it does not display a currently valid OMB control number.

PLEASE DO NOT RETURN RESPONSE TO THE ABOVE ADDRESS.
Responses should be sent to the Base Registrar.

PMRF Photographic Authorization Request Form

Visitors may not use cameras or other image storage devices on PMRF or at PMRF remote sites without written photographic authorization. Photographic requests are submitted to the PMRF point-of-contact and should note the areas to be photographed. Photography inside PMRF Restricted Access requires additional approval from the manager of that area. Photography is prohibited in classified areas, such as Range Operations (Building 105 ROCC), without the approval of the appropriate Program Manager, Location Manager, and the PMRF Command Security Manager. All classified information shall be protected in accordance with the appropriate security regulations. Unauthorized photography equipment is subject to confiscation and unauthorized image storage media is subject to inspection and/or destruction.

The following information is required to obtain a photo permit:

Name of Photographer:	
Photographer's Company Information:	

PMRF Point of Contact:	Name:	
	Organization:	
	Position:	
	Phone Number:	
	E-mail:	

Proposed Photographic Information:			
Purpose of Photographs:			
Date of Photograph	Time of Photograph	Location	Media Type/Format

When complete submit to PMRF Program Manager for Review

Program Manager Approval:	

Security Manager Approval:	

SECTION 01 35 26

GOVERNMENTAL SAFETY REQUIREMENTS
11/20, CHG 2: 11/21
(NFHI 03-30-2022)

PART 1 GENERAL

1.1 REFERENCES

The publications listed below form a part of this specification to the extent referenced. The publications are referred to within the text by the basic designation only.

AMERICAN SOCIETY OF MECHANICAL ENGINEERS (ASME)

ASME B30.3	(2020) Tower Cranes
ASME B30.5	(2018) Mobile and Locomotive Cranes
ASME B30.7	(2016) Winches
ASME B30.9	(2018) Slings
ASME B30.20	(2018) Below-the-Hook Lifting Devices
ASME B30.22	(2016) Articulating Boom Cranes
ASME B30.23	(2016) Personnel Lifting Systems Safety Standard for Cableways, Cranes, Derricks, Hoists, Hooks, Jacks, and Slings
ASME B30.26	(2015; R 2020) Rigging Hardware

AMERICAN SOCIETY OF SAFETY PROFESSIONALS (ASSP)

ASSP A10.22	(2007; R 2017) Safety Requirements for Rope-Guided and Non-Guided Workers' Hoists
ASSP A10.34	(2021) Protection of the Public on or Adjacent to Construction Sites
ASSP A10.44	(2020) Control of Energy Sources (Lockout/Tagout) for Construction and Demolition Operations
ASSP Z244.1	(2016) The Control of Hazardous Energy Lockout, Tagout and Alternative Methods
ASSP Z359.0	(2018) Definitions and Nomenclature Used for Fall Protection and Fall Arrest
ASSP Z359.1	(2020) The Fall Protection Code
ASSP Z359.2	(2017) Minimum Requirements for a Comprehensive Managed Fall Protection Program

ASSP Z359.3	(2019) Safety Requirements for Lanyards and Positioning Lanyards
ASSP Z359.4	(2013) Safety Requirements for Assisted-Rescue and Self-Rescue Systems, Subsystems and Components
ASSP Z359.6	(2016) Specifications and Design Requirements for Active Fall Protection Systems
ASSP Z359.7	(2019) Qualification and Verification Testing of Fall Protection Products
ASSP Z359.11	(2014) Safety Requirements for Full Body Harnesses
ASSP Z359.12	(2019) Connecting Components for Personal Fall Arrest Systems
ASSP Z359.13	(2013) Personal Energy Absorbers and Energy Absorbing Lanyards
ASSP Z359.14	(2014) Safety Requirements for Self-Retracting Devices for Personal Fall Arrest and Rescue Systems
ASSP Z359.15	(2014) Safety Requirements for Single Anchor Lifelines and Fall Arresters for Personal Fall Arrest Systems
ASSP Z359.16	(2016) Safety Requirements for Climbing Ladder Fall Arrest Systems
ASSP Z359.18	(2017) Safety Requirements for Anchorage Connectors for Active Fall Protection Systems
ASSP Z490.1	(2016) Criteria for Accepted Practices in Safety, Health, and Environmental Training

INSTITUTE OF ELECTRICAL AND ELECTRONICS ENGINEERS (IEEE)

IEEE C2	(2017; Errata 1-2 2017; INT 1 2017) National Electrical Safety Code

NATIONAL FIRE PROTECTION ASSOCIATION (NFPA)

NFPA 10	(2018; ERTA 1-2 2018) Standard for Portable Fire Extinguishers
NFPA 51B	(2019; TIA 20-1) Standard for Fire Prevention During Welding, Cutting, and Other Hot Work
NFPA 70	(2020; ERTA 20-1 2020; ERTA 20-2 2020; ERTA 20-3 2020; TIA 20-1; TIA 20-2; TIA 20-3; TIA 20-4; TIA 20-5; TIA 20-6; TIA 20-7; TIA 20-8; TIA 20-9; TIA 20-10; TIA

	20-11; TIA 20-12; TIA 20-13; TIA 20-14; TIA 20-15; TIA 20-16; ERTA 20-4 2022) National Electrical Code
NFPA 70E	(2021) Standard for Electrical Safety in the Workplace
NFPA 241	(2022) Standard for Safeguarding Construction, Alteration, and Demolition Operations
NFPA 306	(2019) Standard for the Control of Gas Hazards on Vessels

TELECOMMUNICATIONS INDUSTRY ASSOCIATION (TIA)

TIA-222	(2018H; Add 1 2019) Structural Standard for Antenna Supporting Structures and Antennas and Small Wind Turbine Support Structures
TIA-1019	(2012; R 2016) Standard for Installation, Alteration and Maintenance of Antenna Supporting Structures and Antennas

U.S. ARMY CORPS OF ENGINEERS (USACE)

EM 385-1-1	(2014) Safety -- Safety and Health Requirements Manual

U.S. NATIONAL ARCHIVES AND RECORDS ADMINISTRATION (NARA)

29 CFR 1910	Occupational Safety and Health Standards
29 CFR 1910.146	Permit-required Confined Spaces
29 CFR 1910.147	The Control of Hazardous Energy (Lock Out/Tag Out)
29 CFR 1910.333	Selection and Use of Work Practices
29 CFR 1915	Confined and Enclosed Spaces and Other Dangerous Atmospheres in Shipyard Employment
29 CFR 1915.89	Control of Hazardous Energy (Lockout/Tags-Plus)
29 CFR 1926	Safety and Health Regulations for Construction
29 CFR 1926.16	Rules of Construction
29 CFR 1926.450	Scaffolds
29 CFR 1926.500	Fall Protection
29 CFR 1926.552	Material Hoists, Personal Hoists, and Elevators

29 CFR 1926.553	Base-Mounted Drum Hoists
29 CFR 1926.1400	Cranes and Derricks in Construction
CPL 02-01-056	(2014) Inspection Procedures for Accessing Communication Towers by Hoist
CPL 2.100	(1995) Application of the Permit-Required Confined Spaces (PRCS) Standards, 29 CFR 1910.146

1.2 DEFINITIONS

1.2.1 Competent Person (CP)

The CP is a person designated in writing, who, through training, knowledge and experience, is capable of identifying, evaluating, and addressing existing and predictable hazards in the working environment or working conditions that are dangerous to personnel, and who has authorization to take prompt corrective measures with regards to such hazards.

1.2.2 Competent Person, Confined Space

The CP, Confined Space, is a person meeting the competent person requirements as defined EM 385-1-1 Appendix Q, with thorough knowledge of OSHA’s Confined Space Standard, 29 CFR 1910.146, and designated in writing to be responsible for the immediate supervision, implementation and monitoring of the confined space program, who through training, knowledge and experience in confined space entry is capable of identifying, evaluating and addressing existing and potential confined space hazards and, who has the authority to take prompt corrective measures with regard to such hazards.

1.2.3 Competent Person, Cranes and Rigging

The CP, Cranes and Rigging, as defined in EM 385-1-1 Appendix Q, is a person meeting the competent person, who has been designated in writing to be responsible for the immediate supervision, implementation and monitoring of the Crane and Rigging Program, who through training, knowledge and experience in crane and rigging is capable of identifying, evaluating and addressing existing and potential hazards and, who has the authority to take prompt corrective measures with regard to such hazards.

1.2.4 Competent Person, Excavation/Trenching

A CP, Excavation/Trenching, is a person meeting the competent person requirements as defined in EM 385-1-1 Appendix Q and 29 CFR 1926, who has been designated in writing to be responsible for the immediate supervision, implementation and monitoring of the excavation/trenching program, who through training, knowledge and experience in excavation/trenching is capable of identifying, evaluating and addressing existing and potential hazards and, who has the authority to take prompt corrective measures with regard to such hazards.

1.2.5 Competent Person, Fall Protection

The CP, Fall Protection, is a person meeting the competent person requirements as defined in EM 385-1-1 Appendix Q and in accordance with

ASSP Z359.0, who has been designated in writing by the employer to be responsible for immediate supervising, implementing and monitoring of the fall protection program, who through training, knowledge and experience in fall protection and rescue systems and equipment, is capable of identifying, evaluating and addressing existing and potential fall hazards and, who has the authority to take prompt corrective measures with regard to such hazards.

1.2.6 Competent Person, Scaffolding

The CP, Scaffolding is a person meeting the competent person requirements in EM 385-1-1 Appendix Q, and designated in writing by the employer to be responsible for immediate supervising, implementing and monitoring of the scaffolding program. The CP for Scaffolding has enough training, knowledge and experience in scaffolding to correctly identify, evaluate and address existing and potential hazards and also has the authority to take prompt corrective measures with regard to these hazards. CP qualifications must be documented including experience on the specific scaffolding systems/types being used, assessment of the base material that the scaffold will be erected upon, load calculations for materials and personnel, and erection and dismantling. The CP for scaffolding must have a documented minimum of 8-hours of scaffold training to include training on the specific type of scaffold being used (e.g. mast-climbing, adjustable, tubular frame), in accordance with EM 385-1-1 Section 22.B.02.

1.2.7 Competent Person (CP) Trainer

A competent person trainer as defined in EM 385-1-1 Appendix Q, who is qualified in the training material presented, and who possesses a working knowledge of applicable technical regulations, standards, equipment and systems related to the subject matter on which they are training Competent Persons. A competent person trainer must be familiar with the typical hazards and the equipment used in the industry they are instructing. The training provided by the competent person trainer must be appropriate to that specific industry. The competent person trainer must evaluate the knowledge and skills of the competent persons as part of the training process.

1.2.8 High Risk Activities

High Risk Activities are activities that involve work at heights, crane and rigging, excavations and trenching, scaffolding, electrical work, and confined space entry.

1.2.9 High Visibility Accident

A High Visibility Accident is any mishap which may generate publicity or high visibility.

1.2.10 Load Handling Equipment (LHE)

LHE is a term used to describe cranes, hoists and all other hoisting equipment (hoisting equipment means equipment, including crane, derricks, hoists and power operated equipment used with rigging to raise, lower or horizontally move a load).

1.2.11 Medical Treatment

Medical Treatment is treatment administered by a physician or by

registered professional personnel under the standing orders of a physician. Medical treatment does not include first aid treatment even when provided by a physician or registered personnel.

1.2.12 Near Miss

A Near Miss is a mishap resulting in no personal injury and zero property damage, but given a shift in time or position, damage or injury may have occurred (e.g., a worker falls off a scaffold and is not injured; a crane swings around to move the load and narrowly misses a parked vehicle).

1.2.13 Operating Envelope

The Operating Envelope is the area surrounding any crane or load handling equipment. Inside this "envelope" is the crane, the operator, riggers and crane walkers, other personnel involved in the operation, rigging gear between the hook, the load, the crane's supporting structure (i.e. ground or rail), the load's rigging path, the lift and rigging procedure.

1.2.14 Qualified Person (QP)

The QP is a person designated in writing, who, by possession of a recognized degree, certificate, or professional standing, or extensive knowledge, training, and experience, has successfully demonstrated their ability to solve or resolve problems related to the subject matter, the work, or the project.

1.2.15 Qualified Person, Fall Protection (QP for FP)

A QP for FP is a person meeting the definition requirements of EM 385-1-1 Appendix Q, and ASSP Z359.2 standard, having a recognized degree or professional certificate and with extensive knowledge, training and experience in the fall protection and rescue field who is capable of designing, analyzing, and evaluating and specifying fall protection and rescue systems.

1.2.16 Recordable Injuries or Illnesses

Recordable Injuries or Illnesses are any work-related injury or illness that results in:

a. Death, regardless of the time between the injury and death, or the length of the illness;

b. Days away from work (any time lost after day of injury/illness onset);

c. Restricted work;

d. Transfer to another job;

e. Medical treatment beyond first aid;

f. Loss of consciousness; or

g. A significant injury or illness diagnosed by a physician or other licensed health care professional, even if it did not result in (a) through (f) above

1.2.17 Government Property and Equipment

Interpret "USACE" property and equipment specified in USACE EM 385-1-1 as Government property and equipment.

1.2.18 Load Handling Equipment (LHE) Accident or Load Handling Equipment Mishap

A LHE accident occurs when any one or more of the eight elements in the operating envelope fails to perform correctly during operation, including operation during maintenance or testing resulting in personnel injury or death; material or equipment damage; dropped load; derailment; two-blocking; overload; or collision, including unplanned contact between the load, crane, or other objects. A dropped load, derailment, two-blocking, overload and collision are considered accidents, even though no material damage or injury occurs. A component failure (e.g., motor burnout, gear tooth failure, bearing failure) is not considered an accident solely due to material or equipment damage unless the component failure results in damage to other components (e.g., dropped boom, dropped load, or roll over). Document an LHE mishap or accident using the NAVFAC prescribed Navy Crane Center (NCC) accident form.

1.3 SUBMITTALS

Government approval is required for submittals with a "G" classification. Submittals not having a "G" classification are for Contractor Quality Control approval. Submit the following in accordance with Section 01 33 00 SUBMITTAL PROCEDURES:

SD-01 Preconstruction Submittals

Accident Prevention Plan (APP) - Construction; G

Obstruction Evaluation; G

SD-06 Test Reports

Monthly Exposure Reports

Notifications and Reports

Accident Reports

LHE Inspection Reports

SD-07 Certificates

Contractor Safety Self-Evaluation Checklist

Crane Operators/Riggers

Standard Lift Plan

Critical Lift Plan

Activity Hazard Analysis (AHA)

Hot Work Permit

Certificate of Compliance

License Certificates

1.4 MONTHLY EXPOSURE REPORTS

Provide a Monthly Exposure Report and attach to the monthly billing request. This report is a compilation of employee-hours worked each month for all site workers, both Prime and subcontractor. Failure to submit the report may result in retention of up to 10 percent of the voucher.

1.5 CONTRACTOR SAFETY SELF-EVALUATION CHECKLIST

Contracting Officer will provide a "Contractor Safety Self-Evaluation checklist" to the Contractor at the pre-construction meeting. Complete the checklist monthly and submit with each request for payment voucher. An acceptable score of 90 or greater is required. Failure to submit the completed safety self-evaluation checklist or achieve a score of at least 90 may result in retention of up to 10 percent of the voucher. The Contractor Safety Self-Evaluation checklist can be found on the Whole Building Design Guide website at www.wbdg.org/ffc/dod/unified-facilities-guide-specifications-ufgs/ufgs-01-35-26

1.6 REGULATORY REQUIREMENTS

In addition to the detailed requirements included in the provisions of this Contract, comply with the most recent edition of USACE EM 385-1-1, and the following federal, state, and local laws, ordinances, criteria, rules and regulations. Submit matters of interpretation of standards to the appropriate administrative agency for resolution before starting work. Where the requirements of this specification, applicable laws, criteria, ordinances, regulations, and referenced documents vary, the most stringent requirements govern.

1.6.1 Subcontractor Safety Requirements

For this Contract, neither Contractor nor any subcontractor may enter into Contract with any subcontractor that fails to meet the following requirements. The term subcontractor in this and the following paragraphs means any entity holding a Contract with the Contractor or with a subcontractor at any tier.

1.6.1.1 Experience Modification Rate (EMR)

Subcontractors on this Contract must have an effective EMR less than or equal to 1.10, as computed by the National Council on Compensation Insurance (NCCI) or if not available, as computed by the state agency's rating bureau in the state where the subcontractor is registered, when entering into a subcontract agreement with the Prime Contractor or a subcontractor at any tier. The Prime Contractor may submit a written request for additional consideration to the Contracting Officer where the specified acceptable EMR range cannot be achieved. Relaxation of the EMR range will only be considered for approval on a case-by-case basis for special conditions and must not be anticipated as tacit approval. Contractor's Site Safety and Health Officer (SSHO) must collect and maintain the certified EMR ratings for all subcontractors on the project and make them available to the Government at the Government's request.

1.6.1.2 OSHA Days Away from Work, Restricted Duty, or Job Transfer (DART) Rate

Subcontractors on this Contract must have a DART rate, calculated from the most recent, complete calendar year, less than or equal to 3.4 when entering into a subcontract agreement with the Prime Contractor or a subcontractor at any tier. The OSHA Dart Rate is calculated using the following formula:

(N/EH) x 200,000

where:

N = number of injuries and illnesses with days away, restricted work, or job transfer

EH = total hours worked by all employees during most recent, complete calendar year

200,000 = base for 100 full-time equivalent workers (working 40 hours per week, 50 weeks per year)

The Prime Contractor may submit a written request for additional consideration to the Contracting Officer where the specified acceptable OSHA Dart rate range cannot be achieved for a particular subcontractor. Relaxation of the OSHA DART rate range will only be considered for approval on a case-by-case basis for special conditions and must not be anticipated as tacit approval. Contractor's Site Safety and Health Officer (SSHO) must collect and maintain self-certified OSHA DART rates for all subcontractors on the project and make them available to the Government at the Government's request.

1.7 SITE QUALIFICATIONS, DUTIES, AND MEETINGS

1.7.1 Personnel Qualifications

1.7.1.1 Site Safety and Health Officer (SSHO)

Provide an SSHO that meets the requirements of EM 385-1-1 Section 1. The SSHO must ensure that the requirements of 29 CFR 1926.16 are met for the project. Provide a Safety oversight team that includes a minimum of one person at each project site to function as the Site Safety and Health Officer (SSHO). The SSHO or an equally-qualified Alternate SSHO must be at the work site at all times to implement and administer the Contractor's safety program and Government-accepted Accident Prevention Plan. The SSHO and Alternate SSHO must have the required training, experience, and qualifications in accordance with EM 385-1-1 Section 01.A.17, and all associated sub-paragraphs. In addition, provide an SSHO that meets the following qualification requirement:

Level 2:
The SSHO is required to have a minimum of 5 years of construction industry safety experience on similar projects. 30-hour OSHA construction safety class or equivalent within the last 5 years. An average of at least 24 hours of formal safety training each year for the past 5 years with training for competent person status in at least Four (4) of the following competencies: Excavation; Scaffolding; Fall protection; Hazardous energy; Confined space; Health hazard recognition, evaluation and control of chemical, physical and biological agents; Personal protective equipment

and clothing to include selection, use and maintenance. SSHO shall have Construction Health & Safety Technician (CHST) certification and have no other duties other than safety and occupational health management, inspections, and enforcement on this contract.

If the SSHO is off-site for a period longer than 24 hours, an equally-qualified alternate SSHO must be provided and must fulfill the same roles and responsibilities as the primary SSHO. The period of absence may not exceed 2 weeks at one time, and not more than 30 workdays during a calendar year. Only one Alternate SSHO will be allowed per Task Order.

Provide the Contracting Officer advance notification whenever the SSHO will be off-site and the Alternate SSHO will be serving as the SSHO, for any duration.

1.7.1.1.1 Additional Site Safety and Health Officer (SSHO) Requirements and Duties

The SSHO may not serve as the Quality Control Manager. The SSHO may not serve as the Superintendent.

The SSHO must have completed a 40 hour contract safety awareness course based on the content and principles of EM 385-1-1, and instructed in accordance with the guidelines of ASSP Z490.1, by a trainer meeting the qualifications of paragraph QUALIFIED TRAINER REQUIREMENTS. If the SSHO does not have a current certification, certification must be obtained within 60 days, maximum, of Contract award.

As a minimum this course shall provide the participant with knowledge of the unique EM 385-1-1 U.S. Army Corps of Engineers Safety and Health requirements, NAVFAC P-307 Management of Weight Handling Equipment Manual, Hazard Identification, Recommending Hazard Abatement Methods, Properly preparing a site-specific Accident Prevention Plan (APP), Activity Hazard Analysis (AHA), and other skills necessary to effectively manage a safety program for contractors doing business with the US Navy, NAVFAC, US Army Corps of Engineers and other government DOD agencies.

The 40 Hour Construction Safety Hazard Awareness Course will include a written examination that will cover the following safety topics as it applies to the requirements identified in the 1) EM 385-1-1 U.S. Army Corps of Engineers Safety and Health requirements Manual and 2) the NAVFAC P-307 Management of Weight Handling Equipment Manual:

Program Management, Sanitation, Medical and First-Aid Requirements, Temporary Facilities, Personal Protective and Safety Equipment, Hazardous or Toxic Agents and Environments, Lighting, Accident Prevention Signs, Tags, Labels, Signals, Piping System Identification, and Traffic Control, Fire Prevention and Protection, Welding and Cutting, Electrical, Control of Hazardous Energy, Hand and Power Tools, Material Handling, Storage, & Disposal, Rigging, Cranes and Hoisting Equipment, Conveyors, Motor Vehicles, Machinery and Mechanized Equipment, All Terrain Vehicles, Utility Vehicles, and other Specialty Vehicles, Floating Plant and Marine Activities, Pressurized Equipment Systems, Fall Protection, Work Platforms and Scaffolding, Demolition, Safe Access, Ladders, Floor & Wall Openings, Stairs and Railing Systems, Excavations and Trenching, Underground Construction (Tunnels), Shafts, and Caissons, Concrete, Masonry, Steel Erection and Residential Construction, Hazardous Waste Operations and

Emergency Response (HAZWOPER), and Confined Space Entry.

This course is periodically offered by General Contractors Association of Hawaii, Hawaii Building Industry Foundation, Associated Builders and Contractors - Hawaii Chapter, and the Guam Contractors Association

1.7.1.2 Competent Person Qualifications

Provide Competent Persons in accordance with EM 385-1-1, Appendix Q and herein. Competent Persons for high risk activities include confined space, cranes and rigging, excavation/trenching, fall protection, and electrical work. The CP for these activities must be designated in writing, and meet the requirements for the specific activity (i.e. competent person, fall protection).

The Competent Person identified in the Contractor's Safety and Health Program and accepted Accident Prevention Plan, must be on-site at all times when the work that presents the hazards associated with their professional expertise is being performed. Provide the credentials of the Competent Persons(s) to the Contracting Officer for information in consultation with the Safety Office.

1.7.1.2.1 Competent Person for Confined Space Entry

Provide a Confined Space (CP) Competent Person who meets the requirements of EM 385-1-1, Appendix Q, and herein. The CP for Confined Space Entry must supervise the entry into each confined space in accordance with EM 385-1-1, Section 34.

Where work involves operations that handle combustible or hazardous materials, this person must have the ability to understand and follow through on the air sampling, Personal Protective Equipment (PPE), and instructions of a Marine Chemist, Coast Guard authorized persons, or Certified Industrial Hygienist. Confined space and enclosed space work must comply with NFPA 306, OSHA 29 CFR 1915, Subpart B, "Confined and Enclosed Spaces and Other Dangerous Atmospheres in Shipyard Employment," or as applicable, 29 CFR 1910.146 for general industry.

1.7.1.2.2 Competent Person for Scaffolding

Provide a Competent Person for Scaffolding who meets the requirements of EM 385-1-1, Section 22.B.02 and herein.

1.7.1.2.3 Competent Person for Fall Protection

Provide a Competent Person for Fall Protection who meets the requirements of EM 385-1-1, Section 21.C.04, 21.B.03, and herein.

1.7.1.3 Qualified Trainer Requirements

Individuals qualified to instruct the 40 hour contract safety awareness course, or portions thereof, must meet the definition of a Competent Person Trainer, and, at a minimum, possess a working knowledge of the following subject areas: EM 385-1-1, Electrical Standards, Lockout/Tagout, Fall Protection, Confined Space Entry for Construction; Excavation, Trenching and Soil Mechanics, and Scaffolds in accordance with 29 CFR 1926.450, Subpart L.

Instructors are required to:

a. Prepare class presentations that cover construction-related safety requirements.

b. Ensure that all attendees attend all sessions by using a class roster signed daily by each attendee. Maintain copies of the roster for at least 5 years. This is a certification class and must be attended 100 percent. In cases of emergency where an attendee cannot make it to a session, the attendee can make it up in another class session for the same subject.

c. Update training course materials whenever an update of the EM 385-1-1 becomes available.

d. Provide a written exam of at least 50 questions. Students are required to answer 80 percent correctly to pass.

e. Request, review and incorporate student feedback into a continuous course improvement program.

1.7.1.4 Crane Operators/Riggers

Provide Operators, Signal Persons, and Riggers meeting the requirements in EM 385-1-1, Section 15.B for Riggers and Section 16.B for Crane Operators and Signal Persons. In addition, for mobile cranes with Original Equipment Manufacturer (OEM) rated capacities of 50,000 pounds or greater, designate crane operators qualified by a source that qualifies crane operators (i.e., union, a Government agency, or an organization that tests and qualifies crane operators). Provide proof of current qualification.

Crane Operators must also meet the crane operator requirements of the State of Hawaii for Crane certification.

1.7.2 Personnel Duties

1.7.2.1 Duties of the Site Safety and Health Officer (SSHO)

The SSHO must:

a. Conduct daily safety and health inspections and maintain a written log which includes area/operation inspected, date of inspection, identified hazards, recommended corrective actions, estimated and actual dates of corrections. Attach safety inspection logs to the Contractors' daily production report.

b. Conduct mishap investigations and complete required accident reports. Report mishaps and near misses.

c. Use and maintain OSHA's Form 300 to log work-related injuries and illnesses occurring on the project site for Prime Contractors and subcontractors, and make available to the Contracting Officer upon request. Post and maintain the Form 300A on the site Safety Bulletin Board.

d. Maintain applicable safety reference material on the job site.

e. Attend the pre-construction meeting, pre-work meetings including preparatory meetings, and periodic in-progress meetings.

f. Review the APP and AHAs for compliance with EM 385-1-1, and approve, sign, implement and enforce them.

g. Establish a Safety and Occupational Health (SOH) Deficiency Tracking System that lists and monitors outstanding deficiencies until resolution.

h. Ensure subcontractor compliance with safety and health requirements.

i. Maintain a list of hazardous chemicals on site and their material Safety Data Sheets (SDS).

j. Maintain a weekly list of high hazard activities involving energy, equipment, excavation, entry into confined space, and elevation, and be prepared to discuss details during QC Meetings.

k. Provide and keep a record of site safety orientation and indoctrination for Contractor employees, subcontractor employees, and site visitors.

Superintendent, QC Manager, and SSHO are subject to dismissal if the above or any other required duties are not being effectively carried out. If either the Superintendent, QC Manager, or SSHO are dismissed, project work will be stopped and will not be allowed to resume until a suitable replacement is approved and the above duties are again being effectively carried out.

1.7.3 Meetings

1.7.3.1 Preconstruction Meeting

a. Contractor representatives who have a responsibility or significant role in accident prevention on the project must attend the preconstruction meeting. This includes the project superintendent, Site Safety and Occupational Health Officer, quality control manager, or any other assigned safety and health professionals who participated in the development of the APP (including the Activity Hazard Analyses (AHAs) and special plans, program and procedures associated with it).

b. Discuss the details of the submitted APP to include incorporated plans, programs, procedures and a listing of anticipated AHAs that will be developed and implemented during the performance of the Contract. This list of proposed AHAs will be reviewed and an agreement will be reached between the Contractor and the Contracting Officer as to which phases will require an analysis. In addition, establish a schedule for the preparation, submittal, and Government review of AHAs to preclude project delays.

c. Deficiencies in the submitted APP, identified during the Contracting Officer's review, must be corrected, and the APP re-submitted for review prior to the start of construction. Work is not permitted to begin until an APP is established that is acceptable to the Contracting Officer.

1.7.3.2 Safety Meetings

Conduct safety meetings to review past activities, plan for new or changed operations, review pertinent aspects of appropriate AHA (by trade), establish safe working procedures for anticipated hazards, and provide

pertinent Safety and Occupational Health (SOH) training and motivation. Conduct meetings at least once a month for all supervisors at the project location. The SSHO, supervisors, foremen, or CDSOs must conduct meetings at least once a week for the trade workers. Document meeting minutes to include the date, persons in attendance, subjects discussed, and names of individual(s) who conducted the meeting. Maintain documentation on-site and furnish copies to the Contracting Officer on request. Notify the Contracting Officer of all scheduled meetings 7 calendar days in advance.

1.8 ACCIDENT PREVENTION PLAN (APP)

1.8.1 Accident Prevention Plan (APP) - Construction

A qualified person must prepare the written site-specific APP. Prepare the APP in accordance with the format and requirements of EM 385-1-1, Appendix A, and as supplemented herein. Cover all paragraph and subparagraph elements in EM 385-1-1, Appendix A. The APP must be job-specific and address any unusual or unique aspects of the project or activity for which it is written. The APP must interface with the Contractor's overall safety and health program referenced in the APP in the applicable APP element, and made site-specific. Describe the methods to evaluate past safety performance of potential subcontractors in the selection process. Also, describe innovative methods used to ensure and monitor safe work practices of subcontractors. The Government considers the Prime Contractor to be the "controlling authority" for all work site safety and health of the subcontractors. Contractors are responsible for informing their subcontractors of the safety provisions under the terms of the Contract and the penalties for noncompliance, coordinating the work to prevent one craft from interfering with or creating hazardous working conditions for other crafts, and inspecting subcontractor operations to ensure that accident prevention responsibilities are being carried out. The APP must be signed by an officer of the firm (Prime Contractor senior person), the individual preparing the APP, the on-site superintendent, the designated SSHO, the Contractor Quality Control Manager, and any designated Certified Safety Professional (CSP) or Certified Health Physicist (CIH). The SSHO must provide and maintain the APP and a log of signatures by each subcontractor foreman, attesting that they have read and understand the APP, and make the APP and log available on-site to the Contracting Officer. If English is not the foreman's primary language, the Prime Contractor must provide an interpreter.

Submit the APP to the Contracting Officer within 30 calendar days of Contract award and not less than 10 calendar days prior to the date of the preconstruction conference for acceptance. Work cannot proceed without an accepted APP. Once reviewed and accepted by the Contracting Officer, the APP and attachments will be enforced as part of the Contract. Disregarding the provisions of this Contract or the accepted APP is cause for stopping of work, at the discretion of the Contracting Officer, until the matter has been rectified. Continuously review and amend the APP, as necessary, throughout the life of the Contract. Changes to the accepted APP must be made with the knowledge and concurrence of the Contracting Officer, project superintendent, SSHO and Quality Control Manager. Incorporate unusual or high-hazard activities not identified in the original APP as they are discovered. Should any severe hazard exposure (i.e. imminent danger) become evident, stop work in the area, secure the area, and develop a plan to remove the exposure and control the hazard. Notify the Contracting Officer within 24 hours of discovery. Eliminate and remove the hazard. In the interim, take all necessary action to restore and maintain safe working conditions in order to safeguard onsite

personnel, visitors, the public (as defined by ASSP A10.34), and the environment.

1.8.2 Names and Qualifications

Provide plans in accordance with the requirements outlined in Appendix A of EM 385-1-1, including the following:

a. Names and qualifications (resumes including education, training, experience and certifications) of site safety and health personnel designated to perform work on this project to include the designated Site Safety and Health Officer and other competent and qualified personnel to be used. Specify the duties of each position.

b. Qualifications of competent and of qualified persons. As a minimum, designate and submit qualifications of competent persons for each of the following major areas: excavation; scaffolding; fall protection; hazardous energy; confined space; health hazard recognition, evaluation and control of chemical, physical and biological agents; and personal protective equipment and clothing to include selection, use and maintenance.

1.8.3 Plans

Provide plans in the APP in accordance with the requirements outlined in Appendix A of EM 385-1-1, including the following:

1.8.3.1 Confined Space Entry Plan

Develop a confined or enclosed space entry plan in accordance with EM 385-1-1, applicable OSHA standards 29 CFR 1910, 29 CFR 1915, and 29 CFR 1926, OSHA Directive CPL 2.100, and any other federal, state and local regulatory requirements identified in this Contract. Identify the qualified person's name and qualifications, training, and experience. Delineate the qualified person's authority to direct work stoppage in the event of hazardous conditions. Include procedure for rescue by Contractor personnel and the coordination with emergency responders. (If there is no confined space work, include a statement that no confined space work exists and none will be created.)

1.8.3.2 Standard Lift Plan (SLP)

Plan lifts to avoid situations where the operator cannot maintain safe control of the lift. Prepare a written SLP in accordance with EM 385-1-1, Section 16.A.03, using Form 16-2 for every lift or series of lifts (if duty cycle or routine lifts are being performed). The SLP must be developed, reviewed and accepted by all personnel involved in the lift in conjunction with the associated AHA. Signature on the AHA constitutes acceptance of the plan. Maintain the SLP on the LHE for the current lift(s) being made. Maintain historical SLPs for a minimum of three months.

1.8.3.3 Critical Lift Plan - Crane or Load Handling Equipment

Provide a Critical Lift Plan as required by EM 385-1-1, Section 16.H.01, using Form 16-3. In addition, Critical Lift Plans are required for the following:

a. When working around energized power lines where the work will get

closer than the minimum clearance distance in EM 385-1-1 Table 16-1.

b. For lifts with anticipated binding conditions.

c. When erecting cranes.

1.8.3.3.1 Critical Lift Plan Planning and Schedule

Critical lifts require detailed planning and additional or unusual safety precautions. Develop and submit a critical lift plan to the Contracting Officer 30 calendar days prior to critical lift. Comply with load testing requirements in accordance with EM 385-1-1, Section 16.F.03.

1.8.3.3.2 Lifts of Personnel

In addition to the requirements of EM 385-1-1, Section 16.H.02, for lifts of personnel, demonstrate compliance with the requirements of 29 CFR 1926.1400 and EM 385-1-1, Section 16.T.

1.8.3.4 Multi-Purpose Machines, Material Handling Equipment, and Construction Equipment Lift Plan

Multi-purpose machines, material handling equipment, and construction equipment used to lift loads that are suspended by rigging gear, require proof of authorization from the machine OEM that the machine is capable of making lifts of loads suspended by rigging equipment. Written approval from a qualified registered professional engineer, after a safety analysis is performed, is allowed in lieu of the OEM's approval. Demonstrate that the operator is properly trained and that the equipment is properly configured to make such lifts and is equipped with a load chart.

1.8.3.5 Fall Protection and Prevention (FP&P) Plan

The plan must be in accordance with the requirements of EM 385-1-1, Section 21.D and ASSP Z359.2, be site specific, and address all fall hazards in the work place and during different phases of construction. Address how to protect and prevent workers from falling to lower levels when they are exposed to fall hazards above 6 feet. A competent person or qualified person for fall protection must prepare and sign the plan documentation. Include fall protection and prevention systems, equipment and methods employed for every phase of work, roles and responsibilities, assisted rescue, self-rescue and evacuation procedures, training requirements, and monitoring methods. Review and revise, as necessary, the Fall Protection and Prevention Plan documentation as conditions change, but at a minimum every 6 months, for lengthy projects, reflecting any changes during the course of construction due to changes in personnel, equipment, systems or work habits. Keep and maintain the accepted Fall Protection and Prevention Plan documentation at the job site for the duration of the project. Include the Fall Protection and Prevention Plan documentation in the Accident Prevention Plan (APP).

1.8.3.6 Rescue and Evacuation Plan

Provide a Rescue and Evacuation Plan in accordance with EM 385-1-1 Section 21.N and ASSP Z359.2, and include in the FP&P Plan and as part of the APP. Include a detailed discussion of the following: methods of rescue; methods of self-rescue; equipment used; training requirement; specialized training for the rescuers; procedures for requesting rescue and medical assistance; and transportation routes to a medical facility.

1.8.3.7 Hazardous Energy Control Program (HECP)

Develop a HECP in accordance with EM 385-1-1 Section 12, 29 CFR 1910.147, 29 CFR 1910.333, 29 CFR 1915.89, ASSP Z244.1, and ASSP A10.44. Submit this HECP as part of the Accident Prevention Plan (APP). Conduct a preparatory meeting and inspection with all effected personnel to coordinate all HECP activities. Document this meeting and inspection in accordance with EM 385-1-1, Section 12.A.02. Ensure that each employee is familiar with and complies with these procedures.

1.8.3.8 Excavation Plan

Identify the safety and health aspects of excavation and disturbance of pesticide impacted soils (PIS), and provide and prepare the plan in accordance with EM 385-1-1, Section 25.A and Section 31 23 00.00 20 EXCAVATION AND FILL.

1.8.3.9 Lead, Cadmium, and Chromium Compliance Plan

Identify the safety and health aspects of work involving lead, cadmium and chromium, and prepare in accordance with Section 02 83 00 LEAD REMEDIATION.

1.8.3.10 Asbestos Hazard Abatement Plan

Identify the safety and health aspects of asbestos work, and prepare in accordance with Section 02 82 00 ASBESTOS REMEDIATION.

1.8.3.11 Site Demolition Plan

Identify the safety and health aspects, and prepare in accordance with Section 02 41 00 DEMOLITION and referenced sources. Include engineering survey as applicable.

1.9 ACTIVITY HAZARD ANALYSIS (AHA)

Before beginning each activity, task or Definable Feature of Work (DFOW) involving a type of work presenting hazards not experienced in previous project operations, or where a new work crew or subcontractor is to perform the work, the Contractor(s) performing that work activity must prepare an AHA. AHAs must be developed by the Prime Contractor, subcontractor, or supplier performing the work, and provided for Prime Contractor review and approval before submitting to the Contracting Officer. AHAs must be signed by the SSHO, Superintendent, QC Manager and the subcontractor Foreman performing the work. Format the AHA in accordance with EM 385-1-1, Section 1 or as directed by the Contracting Officer. Submit the AHA for review at least 15 working days prior to the start of each activity task, or DFOW. The Government reserves the right to require the Contractor to revise and resubmit the AHA if it fails to effectively identify the work sequences, specific anticipated hazards, site conditions, equipment, materials, personnel and the control measures to be implemented.

AHAs must identify competent persons required for phases involving high risk activities, including confined entry, crane and rigging, excavations, trenching, electrical work, fall protection, and scaffolding.

1.9.1 AHA Management

Review the AHA list periodically (at least monthly) at the Contractor supervisory safety meeting, and update as necessary when procedures, scheduling, or hazards change. Use the AHA during daily inspections by the SSHO to ensure the implementation and effectiveness of the required safety and health controls for that work activity.

1.9.2 AHA Signature Log

Each employee performing work as part of an activity, task or DFOW must review the AHA for that work and sign a signature log specifically maintained for that AHA prior to starting work on that activity. The SSHO must maintain a signature log on site for every AHA. Provide employees whose primary language is other than English, with an interpreter to ensure a clear understanding of the AHA and its contents.

1.10 DISPLAY OF SAFETY INFORMATION

1.10.1 Safety Bulletin Board

Prior to commencement of work, erect a safety bulletin board at the job site. Where size, duration, or logistics of project do not facilitate a bulletin board, an alternative method, acceptable to the Contracting Officer, that is accessible and includes all mandatory information for employee and visitor review, may be deemed as meeting the requirement for a bulletin board. Include and maintain information on safety bulletin board as required by EM 385-1-1, Section 01.A.07. Additional items required to be posted include:

1.10.2 Safety and Occupational Health (SOH) Deficiency Tracking System

Establish a SOH deficiency tracking system that lists and monitors the status of SOH deficiencies in chronological order. Use the tracking system to evaluate the effectiveness of the APP. A monthly evaluation of the data must be discussed in the QC or SOH meeting with everyone on the project. The list must be posted on the project bulletin board and updated daily, and provide the following information:

a. Date deficiency identified;

b. Description of deficiency;

c. Name of person responsible for correcting deficiency;

d. Projected resolution date;

e. Date actually resolved.

1.11 SITE SAFETY REFERENCE MATERIALS

Maintain safety-related references applicable to the project, including those listed in paragraph REFERENCES. Maintain applicable equipment manufacturer's manuals.

1.12 EMERGENCY MEDICAL TREATMENT

Contractors must arrange for their own emergency medical treatment in

accordance with EM 385-1-1. Government has no responsibility to provide emergency medical treatment.

1.13 NOTIFICATIONS and REPORTS

1.13.1 Mishap Notification

Notify the Contracting Officer as soon as practical, but no more than 24 hours, after any mishaps, including recordable accidents, incidents, and near misses, as defined in EM 385-1-1 Appendix Q, any report of injury, illness, or any property damage. For LHE or rigging mishaps, notify the Contracting Officer as soon as practical but not more than four hours after mishap. The Contractor is responsible for obtaining appropriate medical and emergency assistance and for notifying fire, law enforcement, and regulatory agencies. Immediate reporting is required for electrical mishaps, to include Arc Flash; shock; uncontrolled release of hazardous energy (includes electrical and non-electrical); load handling equipment or rigging; fall from height (any level other than same surface); and underwater diving. These mishaps must be investigated in depth to identify all causes and to recommend hazard control measures.

Within notification include Contractor name; Contract title; type of Contract; name of activity, installation or location where accident occurred; date and time of accident; names of personnel injured; extent of property damage, if any; extent of injury, if known, and brief description of accident (for example, type of construction equipment used and PPE used). Preserve the conditions and evidence on the accident site until the Government investigation team arrives on-site and Government investigation is conducted. Assist and cooperate fully with the Government's investigation(s) of any mishap.

1.13.2 Accident Reports

a. Conduct an accident investigation for recordable injuries and illnesses, property damage, and near misses as defined in EM 385-1-1, to establish the root cause(s) of the accident. Complete the applicable NAVFAC Contractor Incident Reporting System (CIRS), and electronically submit to the Contracting Officer. Complete and submit an accident investigation report to the Contracting Officer within 5 days for mishaps defined in EM 385-1-1 01.D.03 and 10 days for accidents defined by EM 385-1-1 01.D.05. Complete an investigation report within 30 days for those mishaps defined by EM 385-1-1 01.D.04. Mishaps defined by EM 385-1-1 01.D.04 and 01.D.05 must include a written report submitted as an attachment using the following outline: (1) Mishap summary description to include process, findings and outcomes; (2) Root Cause; (3) Direct Factors; (4) Indirect and Contributing Factors; (5) Corrective Actions; and (6) Recommendations. The Contracting Officer will provide copies of any required or special forms.

b. Near Misses: Complete the applicable documentation in NAVFAC Contractor Incident Reporting System (CIRS), and electronically submit to the COntracting Officer. Near miss reports are considered positive and proactive Contractor safety management actions.

c. Conduct an accident investigation for any load handling equipment accident (including rigging accidents) to establish the root cause(s) of the accident. Complete the LHE Accident Report (Crane and Rigging Accident Report) form and provide the report to the Contracting

Officer within 30 calendar days of the accident. Do not proceed with crane operations until cause is determined and corrective actions have been implemented to the satisfaction of the Contracting Officer. The Contracting Officer will provide a blank copy of the accident report form.

1.13.3 LHE Inspection Reports

Submit LHE inspection reports required in accordance with EM 385-1-1 and as specified herein with Daily Reports of Inspections.

1.13.4 Certificate of Compliance and Pre-lift Plan/Checklist for LHE and Rigging

Provide a FORM 16-1 Certificate of Compliance for LHE entering an activity under this Contract and in accordance with EM 385-1-1. Post certifications on the crane.

Develop a Standard Lift Plan (SLP) in accordance with EM 385-1-1, Section 16.H.03 using Form 16-2 Standard Pre-Lift Crane Plan/Checklist for each lift planned. Submit SLP to the Contracting Officer for approval within 15 calendar days in advance of planned lift.

1.14 HOT WORK

1.14.1 Permit and Personnel Requirements

Submit and obtain a written permit prior to performing "Hot Work" (i.e. welding or cutting) or operating other flame-producing/spark producing devices, from the Fire Prevention Office/Department (N30). A permit is required from the Explosives Safety Office for work in and around where explosives are processed, stored, or handled. CONTRACTORS ARE REQUIRED TO MEET ALL CRITERIA BEFORE A PERMIT IS ISSUED. Provide at least two 20 pound 4A:20 BC rated extinguishers for normal "Hot Work". The extinguishers must be current inspection tagged, and contain an approved safety pin and tamper resistant seal. It is also mandatory to have a designated FIRE WATCH for any "Hot Work" done at this activity. The Fire Watch must be trained in accordance with NFPA 51B and remain on-site for a minimum of 1 hour after completion of the task or as specified on the hot work permit.

When starting work in the facility, require personnel to familiarize themselves with the location of the nearest fire alarm boxes and place in memory the emergency Fire Prevention Office/Department (N30) phone number. REPORT ANY FIRE, NO MATTER HOW SMALL, TO THE RESPONSIBLE Fire Prevention Office/Department IMMEDIATELY.

1.14.2 Work Around Flammable Materials

Obtain permit approval from a NFPA Certified Marine Chemist, or Certified Industrial Hygienist for "HOT WORK" within or around flammable materials (such as fuel systems or welding/cutting on fuel pipes) or confined spaces (such as sewer wet wells, manholes, or vaults) that have the potential for flammable or explosive atmospheres.

Whenever these materials, except beryllium and chromium (VI), are encountered in indoor operations, local mechanical exhaust ventilation systems that are sufficient to reduce and maintain personal exposures to within acceptable limits must be used and maintained in accordance with manufacturer's instruction and supplemented by exceptions noted in

EM 385-1-1, Section 06.H

1.15 SEVERE STORM PLAN

In the event of a severe storm warning, the Contractor must comply with the applicable Storm Plan and:

a. Secure outside equipment and materials and place materials that could be damaged in protected areas.

b. Check surrounding area, including roof, for loose material, equipment, debris, and other objects that could be blown away or against existing facilities.

c. Ensure that temporary erosion controls are adequate.

PART 2 PRODUCTS

Not Used

PART 3 EXECUTION

3.1 CONSTRUCTION AND OTHER WORK

Comply with EM 385-1-1, NFPA 70, NFPA 70E, NFPA 241, the APP, the AHA, Federal and State OSHA regulations, and other related submittals and activity fire and safety regulations. The most stringent standard prevails.

PPE is governed in all areas by the nature of the work the employee is performing. Use personal hearing protection at all times in designated noise hazardous areas or when performing noise hazardous tasks. Safety glasses must be worn or carried/available on each person. Mandatory PPE includes:

a. Hard Hat

b. Long Pants

c. Appropriate Safety Shoes

d. Appropriate Class Reflective Vests

3.1.1 Worksite Communication

Employees working alone in a remote location or away from other workers must be provided an effective means of emergency communications (i.e., cellular phone, two-way radios, land-line telephones or other acceptable means). The selected communication must be readily available (easily within the immediate reach) of the employee and must be tested prior to the start of work to verify that it effectively operates in the area/environment. Develop an employee check-in/check-out communication procedure to ensure employee safety.

3.1.2 Hazardous Material Use

Each hazardous material must receive approval from the Contracting Office or their designated representative prior to being brought onto the job site or prior to any other use in connection with this Contract. Allow a

minimum of 10 working days for processing of the request for use of a hazardous material.

3.1.3 Hazardous Material Exclusions

Notwithstanding any other hazardous material used in this Contract, radioactive materials or instruments capable of producing ionizing/non-ionizing radiation (with the exception of radioactive material and devices used in accordance with EM 385-1-1 such as nuclear density meters for compaction testing and laboratory equipment with radioactive sources) as well as materials which contain asbestos, mercury or polychlorinated biphenyls, di-isocyanates, lead-based paint, and hexavalent chromium, are prohibited. The Contracting Officer, upon written request by the Contractor, may consider exceptions to the use of any of the above excluded materials. Low mercury lamps used within fluorescent lighting fixtures are allowed as an exception without further Contracting Officer approval. Notify the Radiation Safety Officer (RSO) prior to excepted items of radioactive material and devices being brought on base.

3.1.4 Unforeseen Hazardous Material

Contract documents identify materials such as PCB, lead paint, and friable and non-friable asbestos and other OSHA regulated chemicals (i.e. 29 CFR Part 1910.1000). If material(s) that may be hazardous to human health upon disturbance are encountered during construction operations, stop that portion of work and notify the Contracting Officer immediately. If unforeseen hazardous material is suspected to contain asbestos, or lead, cadmium, and chromium, follow instruction found in Section 01 57 19 TEMPORARY ENVIRONMENTAL CONTROLS. If the unforeseen hazardous material is suspected to contain something other than asbestos, or lead, cadmium, and chromium, within 30 calendar days the Government will determine if the material is hazardous. If material is not hazardous or poses no danger, the Government will direct the Contractor to proceed without change. If material is hazardous and handling of the material is necessary to accomplish the work, the Government will issue a modification pursuant to FAR 52.243-4 Changes and FAR 52.236-2 Differing Site Conditions.

3.2 UTILITY OUTAGE REQUIREMENTS

Apply for utility outages at least 25 working days in advance. At a minimum, the written request must include the location of the outage, utilities being affected, duration of outage, any necessary sketches, and a description of the means to fulfill energy isolation requirements in accordance with EM 385-1-1, Section 11.A.02 (Isolation). Some examples of energy isolation devices and procedures are highlighted in EM 385-1-1, Section 12.D. In accordance with EM 385-1-1, Section 12.A.01, where outages involve Government or Utility personnel, coordinate with the Government on all activities involving the control of hazardous energy.

These activities include, but are not limited to, a review of HECP and HEC procedures, as well as applicable Activity Hazard Analyses (AHAs).

3.3 OUTAGE COORDINATION MEETING

After the utility outage request is approved and prior to beginning work on the utility system requiring shut-down, conduct a pre-outage coordination meeting in accordance with EM 385-1-1, Section 12.A. This meeting must include the Prime Contractor, the Prime and subcontractors

performing the work, the Contracting Officer, and the Public Utilities representative. All parties must fully coordinate HEC activities with one another. During the coordination meeting, all parties must discuss and coordinate on the scope of work, HEC procedures (specifically, the lock-out/tag-out procedures for worker and utility protection), the AHA, assurance of trade personnel qualifications, identification of competent persons, and compliance with HECP training in accordance with EM 385-1-1, Section 12.C. Clarify when personal protective equipment is required during switching operations, inspection, and verification.

3.4 CONTROL OF HAZARDOUS ENERGY (LOCKOUT/TAGOUT)

Provide and operate a Hazardous Energy Control Program (HECP) in accordance with EM 385-1-1 Section 12, 29 CFR 1910.333, 29 CFR 1915.89, ASSP A10.44, NFPA 70E, and paragraph HAZARDOUS ENERGY CONTROL PROGRAM (HECP).

3.4.1 Safety Preparatory Inspection Coordination Meeting with the Government or Utility

For electrical distribution equipment that is to be operated by Government or Utility personnel, the Prime Contractor and the subcontractor performing the work must attend the safety preparatory inspection coordination meeting, which will also be attended by the Contracting Officer's Representative, and required by EM 385-1-1, Section 12.A.02. The meeting will occur immediately preceding the start of work and following the completion of the outage coordination meeting. Both the safety preparatory inspection coordination meeting and the outage coordination meeting must occur prior to conducting the outage and commencing with lockout/tagout procedures.

3.4.2 Lockout/Tagout Isolation

Where the Government or Utility performs equipment isolation and lockout/tagout, the Contractor must place their own locks and tags on each energy-isolating device and proceed in accordance with the HECP. Before any work begins, both the Contractor and the Government or Utility must perform energy isolation verification testing while wearing required PPE detailed in the Contractor's AHA and required by EM 385-1-1, Sections 05.I and 11.B. Install personal protective grounds, with tags, to eliminate the potential for induced voltage in accordance with EM 385-1-1, Section 12.E.06.

3.4.3 Lockout/Tagout Removal

Upon completion of work, conduct lockout/tagout removal procedure in accordance with the HECP. In accordance with EM 385-1-1, Section 12.E.08, each lock and tag must be removed from each energy isolating device by the authorized individual or systems operator who applied the device. Provide formal notification to the Government (by completing the Government form if provided by Contracting Officer's Representative), confirming that steps of de-energization and lockout/tagout removal procedure have been conducted and certified through inspection and verification. Government or Utility locks and tags used to support the Contractor's work will not be removed until the authorized Government employee receives the formal notification.

3.5 FALL PROTECTION PROGRAM

Establish a fall protection program, for the protection of all employees exposed to fall hazards. Within the program include company policy, identify roles and responsibilities, education and training requirements, fall hazard identification, prevention and control measures, inspection, storage, care and maintenance of fall protection equipment and rescue and evacuation procedures in accordance with ASSP Z359.2 and EM 385-1-1, Sections 21.A and 21.D.

3.5.1 Training

Institute a fall protection training program. As part of the Fall Protection Program, provide training for each employee who might be exposed to fall hazards and using personal fall protection equipment. Provide training by a competent person for fall protection in accordance with EM 385-1-1, Section 21.C. Document training and practical application of the competent person in accordance with EM 385-1-1, Section 21.C.04 and ASSP Z359.2 in the AHA.

3.5.2 Fall Protection Equipment and Systems

Enforce use of personal fall protection equipment and systems designated (to include fall arrest, restraint, and positioning) for each specific work activity in the Site Specific Fall Protection and Prevention Plan and AHA at all times when an employee is exposed to a fall hazard. Protect employees from fall hazards as specified in EM 385-1-1, Section 21.

Provide personal fall protection equipment, systems, subsystems, and components that comply with EM 385-1-1 Section 21.I, 29 CFR 1926.500 Subpart M,ASSP Z359.0, ASSP Z359.1, ASSP Z359.2, ASSP Z359.3, ASSP Z359.4, ASSP Z359.6, ASSP Z359.7, ASSP Z359.11, ASSP Z359.12, ASSP Z359.13, ASSP Z359.14, ASSP Z359.15, ASSP Z359.16 and ASSP Z359.18.

3.5.2.1 Additional Personal Fall Protection Measures

Personal fall protection systems and equipment are required when working from an articulating or extendible boom, swing stages, or suspended platform. In addition, personal fall protection systems are required when operating other equipment such as scissor lifts. The need for tying-off in such equipment is to prevent ejection of the employee from the equipment during raising, lowering, travel, or while performing work.

3.5.2.2 Personal Fall Protection Equipment

Only a full-body harness with a shock-absorbing lanyard or self-retracting lanyard is an acceptable personal fall arrest body support device. The use of body belts is not acceptable. Harnesses must have a fall arrest attachment affixed to the body support (usually a Dorsal D-ring) and specifically designated for attachment to the rest of the system. Snap hooks and carabineers must be self-closing and self-locking, capable of being opened only by at least two consecutive deliberate actions and have a minimum gate strength of 3,600 lbs in all directions. Use webbing, straps, and ropes made of synthetic fiber. The maximum free fall distance when using fall arrest equipment must not exceed 6 feet, unless the proper energy absorbing lanyard is used. Always take into consideration the total fall distance and any swinging of the worker (pendulum-like motion), that can occur during a fall, when attaching a person to a fall arrest system. Equip all full body harnesses with Suspension Trauma Preventers

such as stirrups, relief steps, or similar in order to provide short-term relief from the effects of orthostatic intolerance in accordance with EM 385-1-1, Section 21.I.06.

3.5.3 Fall Protection for Roofing Work

Implement fall protection controls based on the type of roof being constructed and work being performed. Evaluate the roof area to be accessed for its structural integrity including weight-bearing capabilities for the projected loading.

a. Low Sloped Roofs:

(1) For work within 6 feet from unprotected edge of a roof having a slope less than or equal to 4:12 (vertical to horizontal), protect personnel from falling by the use of conventional fall protection systems (personal fall arrest/restraint systems, guardrails, or safety nets) in accordance with EM 385-1-1, Section 21 and 29 CFR 1926.500. A safety monitoring system is not adequate fall protection and is not authorized.

(2) For work greater than 6 feet from the unprotected roof edge, addition to the use of conventional fall protection systems the use of a warning line system is also permitted, in accordance with 29 CFR 1926.500 and EM 385-1-1, Section 21.L.

b. Steep-Sloped Roofs: Work on a roof having a slope greater than 4:12 (vertical to horizontal) requires a personal fall arrest system, guardrails with toe-boards, or safety nets. This requirement also applies to residential or housing type construction.

3.5.4 Horizontal Lifelines (HLL)

Provide HLL in accordance with EM 385-1-1, Section 21.I.08.d.2. Commercially manufactured horizontal lifelines (HLL) must be designed, installed, certified and used, under the supervision of a qualified person, for fall protection as part of a complete fall arrest system which maintains a safety factor of 2 (29 CFR 1926.500). The competent person for fall protection may (if deemed appropriate by the qualified person) supervise the assembly, disassembly, use and inspection of the HLL system under the direction of the qualified person. Locally manufactured HLLs are not acceptable unless they are custom designed for limited or site specific applications by a Registered Professional Engineer who is qualified in designing HLL systems.

3.5.5 Guardrails and Safety Nets

Design, install and use guardrails and safety nets in accordance with EM 385-1-1, Section 21.F.01 and 29 CFR 1926 Subpart M.

3.5.6 Rescue and Evacuation Plan and Procedures

When personal fall arrest systems are used, ensure that the mishap victim can self-rescue or can be rescued promptly should a fall occur. Prepare a Rescue and Evacuation Plan and include a detailed discussion of the following: methods of rescue; methods of self-rescue or assisted-rescue; equipment used; training requirement; specialized training for the rescuers; procedures for requesting rescue and medical assistance; and transportation routes to a medical facility. Include the Rescue and

Evacuation Plan within the Activity Hazard Analysis (AHA) for the phase of work, in the Fall Protection and Prevention (FP&P) Plan, and the Accident Prevention Plan (APP). The plan must be in accordance with the requirements of EM 385-1-1, ASSP Z359.2, and ASSP Z359.4.

3.6 WORK PLATFORMS

3.6.1 Scaffolding

Provide employees with a safe means of access to the work area on the scaffold. Climbing of any scaffold braces or supports not specifically designed for access is prohibited. Comply with the following requirements:

a. Scaffold platforms greater than 20 feet in height must be accessed by use of a scaffold stair system.

b. Ladders commonly provided by scaffold system manufacturers are prohibited for accessing scaffold platforms greater than 20 feet maximum in height.

c. An adequate gate is required.

d. Employees performing scaffold erection and dismantling must be qualified.

e. Scaffold must be capable of supporting at least four times the maximum intended load, and provide appropriate fall protection as delineated in the accepted fall protection and prevention plan.

f. Stationary scaffolds must be attached to structural building components to safeguard against tipping forward or backward.

g. Special care must be given to ensure scaffold systems are not overloaded.

h. Side brackets used to extend scaffold platforms on self-supported scaffold systems for the storage of material are prohibited. The first tie-in must be at the height equal to 4 times the width of the smallest dimension of the scaffold base.

i. Scaffolding other than suspended types must bear on base plates upon wood mudsills (2 in x 10 in x 8 in minimum) or other adequate firm foundation.

j. Scaffold or work platform erectors must have fall protection during the erection and dismantling of scaffolding or work platforms that are more than 6 feet.

k. Delineate fall protection requirements when working above 6 feet or above dangerous operations in the Fall Protection and Prevention (FP&P) Plan and Activity Hazard Analysis (AHA) for the phase of work.

3.6.2 Elevated Aerial Work Platforms (AWPs)

Workers must be anchored to the basket or bucket in accordance with manufacturer's specifications and instructions (anchoring to the boom may only be used when allowed by the manufacturer and permitted by the CP). Lanyards used must be sufficiently short to prohibit worker from climbing out of basket. The climbing of rails is prohibited. Lanyards with

built-in shock absorbers are acceptable. Self-retracting devices are not acceptable. Tying off to an adjacent pole or structure is not permitted unless a safe device for 100 percent tie-off is used for the transfer.

Use of AWPs must be operated, inspected, and maintained as specified in the operating manual for the equipment and delineated in the AHA. Operators of AWPs must be designated as qualified operators by the Prime Contractor. Maintain proof of qualifications on site for review and include in the AHA.

3.7 EQUIPMENT

3.7.1 Material Handling Equipment (MHE)

a. Material handling equipment such as forklifts must not be modified with work platform attachments for supporting employees unless specifically delineated in the manufacturer's printed operating instructions. Material handling equipment fitted with personnel work platform attachments are prohibited from traveling or positioning while personnel are working on the platform.

b. The use of hooks on equipment for lifting of material must be in accordance with manufacturer's printed instructions. Material Handling Equipment Operators must be trained in accordance with OSHA 29 CFR 1910, Subpart N.

c. Operators of forklifts or power industrial trucks must be licensed in accordance with OSHA.

3.7.2 Load Handling Equipment (LHE)

The following requirements apply. In exception, these requirements do not apply to commercial truck mounted and articulating boom cranes used solely to deliver material and supplies (not prefabricated components, structural steel, or components of a systems-engineered metal building) where the lift consists of moving materials and supplies from a truck or trailer to the ground; to cranes installed on mechanics trucks that are used solely in the repair of shore-based equipment; to crane that enter the activity but are not used for lifting; nor to other machines not used to lift loads suspended by rigging equipment. However, LHE accidents occurring during such operations must be reported.

a. Equip cranes and derricks as specified in EM 385-1-1, Section 16.

b. Notify the Contracting Officer 15 working days in advance of any LHE entering the activity, in accordance with EM 385-1-1, Section 16.A.02, so that necessary quality assurance spot checks can be coordinated. Prior to cranes entering federal activities, a Crane Access Permit must be obtained from the Contracting Officer. A copy of the permitting process will be provided at the Preconstruction Meeting. Contractor's operator must remain with the crane during the spot check. Rigging gear must be in accordance with OSHA and ASME B30.9 Standards.

c. Comply with the LHE manufacturer's specifications and limitations for erection and operation of cranes and hoists used in support of the work. Perform erection under the supervision of a designated person (as defined in ASME B30.5). Perform all testing in accordance with the manufacturer's recommended procedures.

d. Comply with ASME B30.5 for mobile and locomotive cranes, ASME B30.22 for articulating boom cranes, ASME B30.3 for construction tower cranes, ASME B30.9 for slings, ASME B30.20 for below the hook lifting devices and ASME B30.26 for rigging hardware.

e. When operating in the vicinity of overhead transmission lines, operators and riggers must be alert to this special hazard and follow the requirements of EM 385-1-1 Section 11, and ASME B30.5 or ASME B30.22 as applicable.

f. Do not use crane suspended personnel work platforms (baskets) unless the Contractor proves that using any other access to the work location would provide a greater hazard to the workers or is impossible. Do not lift personnel with a line hoist or friction crane. Additionally, submit a specific AHA for this work to the Contracting Officer. Ensure the activity and AHA are thoroughly reviewed by all involved personnel.

g. Inspect, maintain, and recharge portable fire extinguishers as specified in NFPA 10, Standard for Portable Fire Extinguishers.

h. All employees must keep clear of loads about to be lifted and of suspended loads, except for employees required to handle the load.

i. Use cribbing when performing lifts on outriggers.

j. The crane hook/block must be positioned directly over the load. Side loading of the crane is prohibited.

k. A physical barricade must be positioned to prevent personnel access where accessible areas of the LHE's rotating superstructure poses a risk of striking, pinching or crushing personnel.

l. Maintain inspection records in accordance by EM 385-1-1, Section 16.D, including shift, monthly, and annual inspections, the signature of the person performing the inspection, and the serial number or other identifier of the LHE that was inspected. Records must be available for review by the Contracting Officer.

m. Maintain written reports of operational and load testing in accordance with EM 385-1-1, Section 16.F, listing the load test procedures used along with any repairs or alterations performed on the LHE. Reports must be available for review by the Contracting Officer.

n. Certify that all LHE operators have been trained in proper use of all safety devices (e.g. anti-two block devices).

o. Take steps to ensure that wind speed does not contribute to loss of control of the load during lifting operations. At wind speeds greater than 20 mph, the operator, rigger and lift supervisor must cease all crane operations, evaluate conditions and determine if the lift may proceed. Base the determination to proceed or not on wind calculations per the manufacturer and a reduction in LHE rated capacity if applicable. Include this maximum wind speed determination as part of the activity hazard analysis plan for that operation.

p. On mobile cranes, lifts where the load weight is greater than 90 percent of the equipment's capacity are prohibited.

q. Apply electronically by E-Filing with the FAA to obtain an ' Obstruction Evaluation' a minimum of 60 calendar days prior to operating Load Handling Equipment (LHE). E-Filing forms are located at the following website: https://oeaaa.faa.gov/oeaaa/external/portal.jsp

3.7.3 Machinery and Mechanized Equipment

a. Proof of qualifications for operator must be kept on the project site for review.

b. Manufacture specifications or owner's manual for the equipment must be on-site and reviewed for additional safety precautions or requirements that are sometimes not identified by OSHA or USACE EM 385-1-1. Incorporate such additional safety precautions or requirements into the AHAs.

3.7.4 Base Mounted Drum Hoists

a. Operation of base mounted drum hoists must be in accordance with EM 385-1-1 and ASSP A10.22.

b. Rigging gear must be in accordance with applicable ASME/OSHA standards.

c. When used on telecommunication towers, base mounted drum hoists must be in accordance with TIA-1019, TIA-222, ASME B30.7, 29 CFR 1926.552, and 29 CFR 1926.553.

d. When used to hoist personnel, the AHA must include a written standard operating procedure. Operators must have a physical examination in accordance with EM 385-1-1 Section 16.B.05 and trained, at a minimum, in accordance with EM 385-1-1 Section 16.U and 16.T. The base mounted drum hoist must also comply with OSHA Instruction CPL 02-01-056 and ASME B30.23.

e. Material and personnel must not be hoisted simultaneously.

f. Personnel cage must be marked with the capacity (in number of persons) and load limit in pounds.

g. Construction equipment must not be used for hoisting material or personnel or with trolley/tag lines. Construction equipment may be used for towing and assisting with anchoring guy lines.

3.7.5 Use of Explosives

Explosives must not be used or brought to the project site without prior written approval from the Contracting Officer. Such approval does not relieve the Contractor of responsibility for injury to persons or for damage to property due to blasting operations.

Storage of explosives, when permitted on Government property, must be only where directed and in approved storage facilities. These facilities must be kept locked at all times except for inspection, delivery, and withdrawal of explosives.

3.8 EXCAVATIONS

Soil classification must be performed by a competent person in accordance with 29 CFR 1926 and EM 385-1-1.

3.8.1 Utility Locations

Provide a third party, independent, private utility locating company to positively identify underground utilities and utilities within existing concrete, in the work area in addition to any station locating service and coordinated with the station utility department.

3.8.2 Utility Location Verification

Physically verify underground utility locations, including utility depth, by hand digging using wood or fiberglass handled tools when any adjacent construction work is expected to come within 3 feet of the underground system.

3.8.3 Utilities Within and Under Concrete, Bituminous Asphalt, and Other Impervious Surfaces

Utilities located within and under concrete slabs or pier structures, bridges, parking areas, and the like, are extremely difficult to identify. Whenever Contract work involves chipping, saw cutting, or core drilling through concrete, bituminous asphalt or other impervious surfaces, the existing utility location and depth must be verified by a third party, independent, private locating company hired by the Contractor. The third party, independent, private locating company must locate utility depth and location by use of Ground Penetrating Radar (GPR), X-ray, bore scope, or ultrasound prior to the start of demolition and construction. Outages to isolate utility systems must be used in circumstances where utilities are unable to be positively identified. The use of historical drawings does not alleviate the Contractor from meeting this requirement.

3.9 ELECTRICAL

Perform electrical work in accordance with EM 385-1-1, Sections 11 and 12.

3.9.1 Conduct of Electrical Work

When working in energized substations, only qualified electrical workers are permitted to enter. When work requires work near energized circuits as defined by NFPA 70, high voltage personnel must use personal protective equipment that includes, as a minimum, electrical hard hat, safety shoes, insulating gloves and electrical arc flash protection for personnel as required by NFPA 70E. Insulating blankets, hearing protection, and switching suits may also be required, depending on the specific job and as delineated in the Contractor's AHA. Ensure that each employee is familiar with and complies with these procedures and 29 CFR 1910.147.

3.9.2 Qualifications

Electrical work must be performed by QP with verifiable credentials who are familiar with applicable code requirements. Verifiable credentials consist of State, National and Local Certifications or Licenses that a Master or Journeyman Electrician may hold, depending on work being performed, and must be identified in the appropriate AHA. Journeyman/Apprentice ratio must be in accordance with State and Local

requirements applicable to where work is being performed.

3.9.3 Arc Flash

Conduct a hazard analysis/arc flash hazard analysis whenever work on or near energized parts greater than 50 volts is necessary, in accordance with NFPA 70E.

All personnel entering the identified arc flash protection boundary must be QPs and properly trained in NFPA 70E requirements and procedures. Unless permitted by NFPA 70E, no Unqualified Person is permitted to approach nearer than the Limited Approach Boundary of energized conductors and circuit parts. Training must be administered by an electrically qualified source and documented.

3.9.4 Grounding

Ground electrical circuits, equipment and enclosures in accordance with NFPA 70 and IEEE C2 to provide a permanent, continuous and effective path to ground unless otherwise noted by EM 385-1-1.

Check grounding circuits to ensure that the circuit between the ground and a grounded power conductor has a resistance low enough to permit sufficient current flow to allow the fuse or circuit breaker to interrupt the current.

3.9.5 Testing

Temporary electrical distribution systems and devices must be inspected, tested and found acceptable for Ground-Fault Circuit Interrupter (GFCI) protection, polarity, ground continuity, and ground resistance before initial use, before use after modification and at least monthly. Monthly inspections and tests must be maintained for each temporary electrical distribution system, and signed by the electrical CP or QP.

-- End of Section --

Partial Government Property Relocation List

(not all items are included, for reference only)

Generator Room-

1. Generator Room Shelf - H 8' x W 24' x D 3'
    a. Shelf is connected 4 ea. to make 1 continuous shelf. 3 of the 4 would need to be unbolted from the legs. For DOAS
2. FRT 96 Transmitters 3 ea. – 7' x 4' x 2'
3. EB Transmitter 5 MHz damaged 1 ea. – 7' x 6' x 3'
4. Flammable Locker 1 ea. – 6' x 4' x 2'
5. Personnel Locker 2 ea. – 7' x 4' x 2'
6. Parts Locker 4 ea. – 7' x 3' x 2'
7. Rigid roller storage cabinet 1 ea. – 3' x 4' x 2'
8. Cabinets stacked 2 ea. Together – 6' x 4' x 2'
9. Milling Machine 1 ea. -5'x 4' x 3'
10. Cabinet 1 ea. – 4' x 3' x 2'
11. Drill Press 1 ea. – 6' x 2' x 2'
12. Band Saw 2 ea. – 6' x 2' x 2'
13. Water Softener 1 ea. - 4' x 2' x 2'
14. Part Drawer 1 ea. – 5' x 2' x 3'
15. Antenna Feed piping 30 ea. – 1 5/8" x ~20'

Transmitter Room-

1. 5 Tier shelf behind console – 8' x 6' x 2'
2. Boxes on lockers – can be put on shelves
3. Transformers on floor might be too heavy to go on shelves

Hallway -

1. Pictures on wall

Lab –

1. Christians Desk 1 ea. – 3' x 5' x 3'
2. Shelves 2 ea. With books – 7' x 7' x 2'
3. Shelves 2 ea. And 4 filing cabinets – 7' x 8' x 5'

Office #1 –

1. Desk 1 ea. – 2’6” x 5’6” x 2”6”
2. Desk 1 ea. – 2’6” x 4”2” x 2’6”
3. Shelves 3 ea. – 4’ x 4’ x 1’

Shop –

1. Most of the items to be moved inside are left over construction material on ground and on shelves.
2. On the meeting with NAVFAC it sounded like now they want everything against the outside back wall moved.
3. Need to verify if building materials in the garage area of the shop if that must be moved also.

WWVH Renovation:
Operational Impact Assessment & Equipment Relocation Summary Report

---

NIST | NATIONAL INSTITUTE OF STANDARDS AND TECHNOLOGY
U.S. DEPARTMENT OF COMMERCE

Subject: Facility Impact and Equipment Relocation Requirements
Prepared By: Isaac Rodrigues, Principal RF Engineer, CPI
Walkthrough Notes Contributed by: Chris Fujita, Senior Technician, NIST
Date of Walkthrough: Feb 11, 2026
Attendees: NIST, CPI, Alan Shintani Inc, Romsco Inc, Oahu Plumbing and Sheet Metal, OAC

1. Executive Summary

A joint walkthrough was conducted to identify infrastructure work areas associated with the upcoming renovation and to document operational impacts to WWVH broadcast facility.

The purpose of this report is to:

- Identify equipment requiring relocation or protection
- Define areas requiring dust/contamination mitigation
- Highlight operational risk to active transmitters and timing systems
- Identify staging/container, storage, excess requirements
- Capture open questions requiring management direction

WWVH remains operational. Protection of RF transmitters, timing systems, alarm systems, and generator systems is critical throughout construction.

2. General Observations

- Significant ceiling access will be required across multiple rooms.
- Dust mitigation will be essential, particularly in the Transmitter Room.
- Multiple racks, desks, and telecom systems require relocation.
- Several areas will require 40’ container staging.
- Shop and generator areas contain materials that must be reorganized prior to work.

3. Area-by-Area Impact Summary

3.1. Reception / Front Entry Area

Required Actions:

- Plastic protection over desk and printers
- Plastic protection over furniture and shelving

Impact Level: Low

Notes: No equipment relocation beyond protection identified.

3.2. Office 1

Required Actions:

- Desk relocated
- Computers relocated
- Remaining furniture protected with plastic

Impact Level: Low–Moderate

Risk: Data/computer relocation coordination require

3.3. Office 2

Required Actions:

- Plastic protection over desk and printers

Impact Level: Low

3.4. Lab

Required Actions:

- Telecom Patch Panel relocated (from Transmitter Room to Lab)
  - Contractor not responsible for internal cable transfers
- Time-of-Day/Alarm Rack may be relocated (pending upgrade schedule)
- Christian's desk and multiple computers relocated
- Four bookshelves relocated
- Top of shelves cleared
- Remaining equipment protected

Impact Level: Moderate–High

Operational Risk:

- Telecom relocation sequencing must be coordinated to avoid service disruption.
- Alarm system relocation must be aligned with Time-of-Day upgrade schedule.
- Rack grounding and power drop locations must be confirmed.

3.5. Hallway

Required Actions:

- Remove hanging pictures

Impact Level: Minimal

3.6. Breakroom

Required Actions:

- Table relocated

Impact Level: Minimal

3.7. Transmitter Room (Critical Area)

Required Actions:

- Equipment near Telecom Patch Panel / Fire Control Panel relocated
- Shelving behind console (transformers and various equipment) relocated
  - 40’ container required
- Cabinets below HVAC cassettes cleared
- Equipment on top of cabinets relocated
- Install plastic screen walls behind transmitters to reduce contaminant ingestion

Impact Level: High (Operationally Sensitive Area)

Operational Risk:

- Dust/particulate contamination risk to transmitters
- HVAC modifications may impact thermal stability
- Any work must preserve continuous broadcast capability
- Fire control panel proximity must be maintained

3.8. Generator Room

Required Actions:

- Four transmitters relocated
  - On Site Storage
- Excess equipment relocated
- Antenna feed pipes stored on ceiling racks relocated
  - On Site Storage
- Items on top of shelves/cabinets/lockers relocated where work is occurring

Impact Level: High

Operational Risk:

- Generator reliability must be preserved during renovation
- Feed pipe relocation must not interfere with antenna system integrity
- Access pathways must remain available for emergency response

3.9. Shop

Required Actions:

- Rebar relocated (possible relocation to on-site Conex container; container reorganization required)
- Shelves near sliding door cleared
- Opposite-side trailer (water tote and fire pump) relocated
- Confirmation required from Pete regarding garage-area clearance
  - Lumber
  - Hardened cement bags
  - Road patch materials

Impact Level: Moderate

Open Item: Awaiting confirmation on full garage clearance requirement

4. Container & Storage Proposed Requirements

4.1. On-Site Spare Parts Storage

- 40’ foot humidity and temperature-controlled container
- Permanent onsite storage
- Purpose: Clear equipment from transmitter and generator rooms while maintaining on-site accessibility
- Action: Determine optimal placement prior to renovation start

4.2. Shop Overflow

- Existing Conex containers (2x20’)
- Reorganization required
- Possible relocation required
- May serve as temporary overflow storage or as on-site parts storage if PMRF storage site is issued and suited for Conex container’s current contents

4.3. PMRF Storage Site

- Size: TBD
- Purpose: Bulk Material Storage
- Action: Confirm Availability

4.4. Excess Government Property

- Disposal via DLA Disposition Services
- Action: Define formal excess procedure prior to removal

5. Operational Risk Considerations

Given WWVH’s continuous broadcast mission:

- Transmitter uptime must be preserved.
- Dust mitigation controls must be formalized.
- Telecom relocation must be sequenced.
- Alarm rack relocation must align with timing upgrade.
- Generator accessibility must remain uninterrupted.
- Fire control systems must remain compliant and accessible.

A detailed relocation schedule and contamination control plan is recommended prior to construction start.

Any unplanned outage or contamination event during construction could impact national time dissemination services

6. Items Requiring Management Direction

- Confirmation of shop garage clearance scope (ASI).
- Confirmation of Time-of-Day upgrade timing relative to alarm rack relocation.(NIST/Romsco)
- Approval of container staging plan and quantity.(NIST/ASI)
- Confirm Availability of storage space/excess on Base (USNO)
- Confirmation of dust mitigation requirements in the Transmitter Room.(ASI/NIST)

7. Conclusion

The walkthrough identified multiple equipment relocations across operationally sensitive areas. With appropriate sequencing and mitigation planning, the renovation can proceed without compromising WWVH broadcast reliability.

Advance coordination will be critical.

8. Appendix A - Photo Appendix

8.1. Front Office

Image 8.1.1: Office 1 Furniture to be stored

8.2. Lab

Image 8.2.1: Time-of-Day/Alarm Rack may be relocated



Image 8.2.1&2: Four book shelves to be relocated



Image 8.2.3: New location for telecom path panel

8.3. Transmitter Room



Image 8.3.1-3: Transformer Parts to be stored in onsite storage

Image 8.3.4: Install plastic screen walls behind transmitters to reduce contaminant ingestion



Image 8.3.5: Cabinets below HVAC cassettes cleared / Equipment on top of cabinets relocated

8.4. Generator Room



Image 8.4.1: FRT-96 Transmitters for onsite storage

Image 8.4.2: Generator room spare parts and excess that need to be relocated

8.5. Workshop

Image 8.5.1-4: Items to be cleared from workshop

8.6. Workshop Exterior

Image 8.5.1: Raw Material to be disposed of

Image 8.5.2: Bulk material to be stored

1333ND26QNB190249 WWVH Government Property Relocation

APPLICABLE PROVISIONS AND CLAUSES

FAR 52.252-1 Solicitation Provisions Incorporated by Reference.
This solicitation incorporates one or more solicitation provisions by reference, with the same force and effect as if they were given in full text. Upon request, the Contracting Officer will make their full text available. The offeror is cautioned that the listed provisions may include blocks that must be completed by the offeror and submitted with its quotation or offer. In lieu of submitting the full text of those provisions, the offeror may identify the provision by paragraph identifier and provide the appropriate information with its quotation or offer. Also, the full text of a solicitation provision may be accessed electronically at this/these address(es): https://www.acquisition.gov/far-overhaul/far-part-deviation-guide/far-overhaul-part-52 (Federal Acquisition Regulation (FAR)), https://www.acquisition.gov/car/part-1301-department-commerce-acquisition-regulations-system (Commerce Acquisition Regulation - (CAR)), and https://www.commerce.gov/oam/policy/acquisition-policy/procurement-memoranda..
(End of Provision)

FAR 52.252-2 Clauses Incorporated by Reference.
This contract incorporates one or more clauses by reference, with the same force and effect as if they were given in full text. Upon request, the Contracting Officer will make their full text available. Also, the full text of a clause may be accessed electronically at this/these address(es):

https://www.acquisition.gov/far-overhaul/far-part-deviation-guide/far-overhaul-part-52 (Federal Acquisition Regulation (FAR)), https://www.acquisition.gov/car/part-1301-department-commerce-acquisition-regulations-system (Commerce Acquisition Regulation - (CAR)) and https://www.commerce.gov/oam/policy/acquisition-policy/procurement-memoranda.
(End of Clause)

PROVISIONS & CLAUSES Incorporated by Reference

Provisions Incorporated by Reference:
52.203-18 Prohibition on Contracting with Entities that Require Certain Internal Confidentiality Agreements or Statements-Representation. (DEVIATION JAN 2026)
52.204-7 System For Award Management (DEVIATION JAN 2026)
52.209-2 Prohibition On Contracting With Inverted Domestic Corporations-Representation (DEVIATION JAN 2026)
52.209-11, Representation by Corporations Regarding Delinquent Tax Liability or a Felony Conviction under any Federal Law (DEVIATION JAN 2026)
52.212-1 Instructions To Offerors--Commercial Products And Commercial Services (DEVIATION JAN 2026)
52.217-5 Evaluation Of Options (DEVIATION JAN 2026)
52.237-1 Site Visit (Apr 1984)

Clauses Incorporated by Reference:
52.203-17 Contractor Employee Whistleblower Rights (Nov 2023)

52.203-19, Prohibition on Requiring Certain Internal Confidentiality Agreements or Statements (Jan 2017)
52.204-10 Reporting Executive Compensation and First-Tier Subcontract Awards (DEVIATION JAN 2026)
52.204-13 System For Award Management Maintenance (DEVIATION Jan 2026)
52.204-19 Incorporation By Reference Of Representations And Certifications (Dec 2014)
52.209-6 Protecting the Government's Interest When Subcontracting With Contractors Debarred, Suspended, Proposed for Debarment, or Voluntarily Excluded (DEVIATION JAN 2026)
52.209-10 Prohibition on Contracting with Inverted Domestic Corporations (DEVIATION JAN 2026)
52.212-4, Contract Terms and Conditions—Commercial Products and Commercial Services
52.217-9 Option to Extend the Term of the Contract (Mar 2000)
52.219-28, Post-award Small Business Program Rerepresentation (DEVIATION JAN 2026)
52.222-3, Convict Labor (Jun 2003)
52.222-19, Child Labor—Cooperation with Authorities and Remedies (DEVIATION JAN 2026)
52.222-36, Equal Opportunity for Workers with Disabilities (DEVIATION JAN 2026)
52.222-37, Employment Reports on Veterans (DEVIATION JAN 2026)
52.222-41 Service Contract Labor Standards (Aug 2018)
52.222-43 Fair Labor Standards Act and Service Contract Labor Standards—Price Adjustment (Multiple year and Option Contracts) (Aug 2018)
52.222-50, Combating Trafficking in Persons (DEVIATION JAN 2026)
52.222-90 Addressing DEI Discrimination by Federal Contractors (DEVIATION JAN 2026)
52.223-23 Sustainable Products and Services (DEVIATION JAN 2026)
52.226-7 Drug-Free Workplace (May 2024)
52.226-8, Encouraging Contractor Policies to Ban Text Messaging While Driving (May 2024)
52.232-33, Payment by Electronic Funds Transfer-System for Award Management (Oct2018)
52.232-40, Providing Accelerated Payments to Small Business Subcontractors (Mar 2023)
52.233-1 Disputes (DEVIATION JAN 2026)
52.233-3, Protest After Award (DEVIATION JAN 2026)
52.233-4, Applicable Law for Breach of Contract Claim (Oct 2004)
52.237-2 Protection of Government Buildings, Equipment, and Vegetation (Apr 1984)
52.240-91 Security Prohibitions and Exclusions (JAN 2026)
1352.201-70 Contracting Officer Authority (APR 2010)
1352.209-73 Compliance With The Laws (APR 2010)
1352.209-74 Organizational Conflict Of Interest (APR 2010)

PROVISIONS & CLAUSES in Full Text:

Provisions:

52.212-2 Evaluation—Commercial Products and Commercial Services (DEVIATION JAN 2026)

(a) Evaluation factors. The Government will award a contract resulting from this solicitation to the responsible Offeror whose offer conforming to the solicitation will be most advantageous to the Government, price and other factors considered. The following factors will be used to evaluate offers:

See FAR 52.212-2 Addendum: Basis for Award

(b) Options. The Government will evaluate offers for award purposes by adding the total price for all options to the total price for the basic requirement. The Government may determine that an offer is unacceptable if the option prices are significantly unbalanced. The evaluation of options does not obligate the Government to exercise the option(s).

(c) Notice of award. A written notice of award or acceptance of an offer furnished to the successful Offeror within the time for acceptance specified in the offer, shall result in a binding contract without further action by either party. Before the offer's specified expiration time, the Government may accept an offer (or part of an offer), whether or not there are negotiations after its receipt, unless a written notice of withdrawal is received before award.

(End of provision)

CAR 1352.233-70 Agency Protests

(a) An agency protest may be filed with either: (1) the contracting officer, or (2) at a level above the contracting officer, with the appropriate agency Protest Decision Authority. See 64 Fed. Reg. 16,651 (April 6, 1999)

(b) Agency protests filed with the Contracting Officer shall be sent to the following address:
NIST/ACQUISITION MANAGEMENT DIVISION
ATTN: Travis Zoellner, CONTRACTING OFFICER
325 Broadway Boulder, CO 80305

(c)) Agency protests filed with the agency Protest Decision Authority shall be sent to the following address:
NIST/ACQUISITION MANAGEMENT DIVISION
ATTN: NIST PROTEST CONTROLLER
100 Bureau Drive, MS 1640
Gaithersburg, MD 20899

(d) A complete copy of all agency protests, including all attachments, shall be served upon the Contract Law Division of the Office of the General Counsel within one day of filing a protest with either the Contracting Officer or the Protest Decision Authority.

(e) Service upon the Contract Law Division shall be made as follows:
U.S. Department of Commerce Office of the General Counsel Chief, Contract Law Division Room 5893, Herbert C. Hoover Building
14th Street and Constitution Avenue, N.W. Washington, D.C. 20230.
FAX: (202) 482-5858

CAR 1352.233-71 GAO and Court of Federal Claims Protests

(a) A protest may be filed with either the Government Accountability Office (GAO) or the Court of Federal Claims unless an agency protest has been filed.

(b) A complete copy of all GAO or Court of Federal Claims protests, including all attachments, shall be served upon (i) the Contracting Officer, and (ii) the Contract Law Division of the Office of the General Counsel, within one day of filing a protest with either GAO or the Court of Federal Claims.

(c) Service upon the Contract Law Division shall be made as follows:

U.S. Department of Commerce
Office of the General Counsel
Chief, Contract Law Division
Room 5893
Herbert C. Hoover Building
14th Street and Constitution Avenue, N.W.
Washington, D.C. 20230.
FAX: (202) 482-5858

Clauses:

FAR 52.252-6 AUTHORIZED DEVIATIONS IN CLAUSES
(a) The use in this solicitation or contract of any Federal Acquisition Regulation (48 CFR Chapter 1) clause with an authorized deviation is indicated by the addition of "(DEVIATION)" after the date of the clause.
(b) The use in this solicitation or contract of any Commerce Acquisition Regulations (48 CFR Chapter 13) clause with an authorized deviation is indicated by the addition of "(DEVIATION)" after the name of the regulation.

(End of Clause)

1352.246-70 PLACE OF ACCEPTANCE (APR 2010)

(a) The Contracting Officer or the duly authorized representative will accept supplies and services to be provided under this contract.
(b) The place of acceptance will be:
National Institute of Standards and Technology
100 Bureau Drive,
Gaithersburg, MD 20899
(End of clause)

NIST LOCAL-53 Contract Performance During Changes in NIST Operating Status

All contractors performing work on active contracts at the U.S. Department of Commerce(DOC),

National Institute of Standards and Technology (NIST) campuses and/or working in NIST workspaces should go to the www.nist.gov website and under the "About NIST" tab click on "Visit". This site includes information about campus access and security information; identification requirements; parking information and more.

Contractor personnel are required to check the appropriate campus operating status and personnel requirements at https://www.nist.gov/campus-status daily prior to arriving on site. All personnel must adhere to the requirements set forth in the operating status.

Unless otherwise stated in the contract terms and conditions, normal days of business operation are Monday through Friday, excluding Federal Holidays. However, throughout the contract period of performance, there may be circumstances beyond the control of NIST that will impact normal days of business operation such as inclement weather, power outages, etc. In circumstances such as these, the Contractor must call the appropriate NIST campus status line to verify the operating status:

Gaithersburg Campus Operating Status Line:
(301) 975-8000
(800) 437-4385 x8000 (toll free)

Boulder Campus Operating Status Line:
(303) 497-4000
(303) 497-3000 option 2

In the event of a lapse in appropriation, access to Government facilities and resources, including equipment and systems will be limited to excepted personnel for both Federal employees and contractor personnel. If performance of the contract is onsite and/or requires Government interaction, unless the contractor has been, or is notified that it is required to work under an excepted status, the contractor must stop work. The work stoppage shall remain in effect until the lapse is resolved and notification is provided via the NIST website at www.nist.gov (banner on front page) and/or the NIST operating status line(s). Additionally, contractors are encouraged to monitor public broadcasts or the Office of Personnel Management's website at www.opm.gov for the Federal Government operating status.

NIST will provide notification to all contractors that are determined to have excepted status. All excepted contractors are required to continue performance and communicate with the appointed Contracting Officer's Representative (COR) for further guidance, or NIST Contracting Officer if a COR is not appointed.

Contractors with active supply or service contracts that are fully funded at the time of contract award and do not require access to Government facilities, resources, or active administration by Government personnel in a manner that would not cause the Government to incur additional obligations during the lapse in appropriation may continue performance.

Please note that in all circumstances that impact operations on the NIST campuses, contractors are expected to follow all direction and guidance provided by NIST authorities.

NIST LOCAL-54 ELECTRONIC BILLING INSTRUCTIONS

NIST requires that Invoice/Voucher submissions are sent electronically via email to INVOICE@NIST.GOV.

Each Invoice or Voucher submitted shall include the following:

(1) Contract number;
(2) Contractor name and address;
(3) Unique entity identifier (see www.sam.gov for the designated entity for establishing unique entity identifiers);
(4) Date of invoice;
(5) Invoice number;
(6) Amount of invoice and cumulative amount invoiced to-date;
(7) Contract Line Item Number (CLIN);
(8) Description, quantity, unit of measure, unit price, and extended price of supplies/services delivered;
(9) Prompt payment discount terms, if offered; and
(10) Any other information or documentation required by the contract.

INVOICING PROCESSING PLATFORM- IPP

Payment requests must be submitted electronically through the U.S. Department of the Treasury's Invoice Processing Platform System (IPP).

"Payment request" means any request for contract financing payment or invoice payment by the Contractor. To constitute a proper invoice, the payment request must comply with the requirements identified in the applicable payment request or invoicing instructions, Prompt Payment clause included in the contract, or the clause 52.212-4 Contract Terms and Conditions - Commercial Items included in commercial item contracts. The IPP website address is https://www.ipp.gov.

Under this contract, the following documents are required to be submitted as an attachment to the IPP invoice:

The Contractor must use the IPP website to register, access, and use IPP for submitting payment requests. If not already enrolled, the Contractor Government Business Point of Contact (as listed in SAM) will receive enrollment instructions via email within three to five business days of the addition of the contract award to IPP. Contractor assistance with enrollment can be obtained by contacting the IPP Production Helpdesk via email: IPPCustomerSupport@fiscal.treasury.gov or phone (866) 973-3131.

If the Contractor is unable to comply with the requirement to use IPP for submitting payment requests, the Contractor must submit a waiver request in writing to the Contracting Officer with its proposal or quotation. Contact the contracting officer for more information on submitting a waiver request.

FAR 52.212-1 Addendum: Instructions, Conditions, Notices to Offerors

Proposal Submission Requirements:

1. **Technical approach**
2. **Schedule**
3. **Price**

The Contracting Officer will award to the responsible Offeror whose proposal represents the lowest price and is determined to be technically acceptable in accordance with FAR 52.212-2 Addendum: Basis for Award

1 - Technical Approach/Schedule:

The quote shall clearly demonstrate that the Contractor understands both the general and specific technical requirements of the Statement of Work (SOW). The offeror shall submit technical details sufficient for the Government evaluation team to have a thorough understanding of materials to be used, means and methods of accomplishing the requirements of the SOW, and solutions to addressing the work required. The quote shall include use of proper equipment for the work and subcontractor qualifications.

The quote shall also describe the Offeror's ability to commence performance promptly upon contract award. At a minimum, the Offeror shall confirm its ability to meet the anticipated Period of Performance requirements identified in the SOW, describe any mobilization or transition activities necessary to begin performance, and address its ability to adjust performance timelines as necessary to accommodate Government requirements and coordination with related contract activities. The Government anticipates award on or about **10 August 2026** and the Offeror shall state the timeframe within which it can initiate performance following award.

3 - Price:

1. Price proposals shall include the information identified below:

   (a) The offeror shall complete and submit the Standard Form 1449, Solicitation/Contract/Order for Commercial Items: Complete Blocks 17a, 17b, 19, 20, 21, 22, 23, 24, 26, 30a, 30b, and 30c only. An official having the authority to contractually bind the Offeror's company must sign the SF 1449 in accordance with the procedures prescribed in FAR 4.207.

   (b) Complete all required representations and certifications

   (c) Complete Schedule B, page 3 of the SF 1449.

2. The Government reserves the right to eliminate from consideration for award, any or all offers at any time prior to award of the contract.

3. The Government shall not be liable for any costs incurred by the offeror attending the site-visit or submitting a quote in response to this Solicitation.

4. System updates may lag policy updates. The System for Award Management (SAM) may continue to require entities to complete representations based on provisions that are not included in agency solicitations. Examples include 52.223-22, Public Disclosure of Greenhouse Gas Emissions and Reduction Goals—Representation, 52.222-25, Affirmative Action Compliance, and paragraph (d) of 52.212-3, Offeror Representations and Certifications—Commercial Products and Commercial Services. Contracting officers shall not consider or use these representations when making award decisions or enforce requirements. Entities are not required to, nor are they able to, update their entity registration to remove these representations in SAM.

5. In the event there are any inconsistencies between the base contract requirements and the contract SOW(s), the contractor shall bring these to the attention of the contracting officer not later than the site visit

6. Individuals attending the site visit must email the Contract Specialist, Lauren Lopez, lauren.lopez@nist.gov, and cc the Contracting Officer, Travis Zoellner, travis.zoellner@nist.gov, no later than **5:00 PM MT / 9 JUNE 2026.** Upon receipt of the email, the Government will provide instructions for accessing a secure file sharing platform and will furnish a Base Access Pass Registration form.

   Each attendee shall complete the Base Access Pass Registration form and submit it through the secure file sharing platform by the date specified in the Government's email instructions. The form contains personally identifiable information (PII) required by the U.S. Navy to process installation access requests. Attendees who fail to submit a complete form via the secure file sharing platform may not receive base access approval in time for the site visit and may be denied entry to the installation. **The Government cannot guarantee installation access for individuals who do not follow these procedures or who submit required information after the stated deadline.**

7. The site visit will take place on **23 June 2026, 10:30 AM Hawaii Standard Time**. Further details will be shared with individuals who follow the instructions in item 6 above.

8. Any questions related to this solicitation must be received by the Contract Specialist cc the Contracting Officer no later than **5:00 PM MT / 26 June 2026**.

FAR 52.212-2 Addendum: BASIS FOR AWARD

1. BASIS FOR AWARD:

a. The Contracting Officer intends to award a Firm Fixed-Price (FFP) contract to the responsible Offeror whose proposal the Contracting Officer determines represents the lowest price and is determined to be technically acceptable. The Contracting Officer reserves the right to make no award.

2. TECHNICAL APPROACH/SCHEDULE

Technical acceptability will be evaluated on a pass/fail basis. To be considered technically acceptable, the Offeror must clearly demonstrate compliance with all the requirements of the solicitation, including but not limited to demonstrated experience performing similar work. Offerors must demonstrate the ability to mobilize and commence work shortly after contract award. This may include evidence of current operations, personnel availability, or other resources sufficient to perform the work in the project location. Additionally, if the Contracting Officer determines a technical proposal is primarily a copy and paste version of a SOW and solicitation requirements, it may be removed from any further consideration for award.

3. PRICE

Price will be evaluated based on the total price. The total price will be derived as a lump sum of the base CLIN and option CLINs. The Government has requested, and shall evaluate, each Offeror’s detailed cost breakdown to determine the reasonableness and completeness of the price proposals. The Government will not conduct price realism as a part of price evaluation. One or more of the following techniques will be used to ensure a fair and reasonable price:

(a) Comparison of proposed prices/costs with the Independent Government Estimate.

(b) Comparison of proposed prices/costs with available historical information.

"

REGISTER OF WAGE DETERMINATIONS UNDER THE SERVICE CONTRACT ACT
By direction of the Secretary of Labor

Daniel W. Simms
Director

Division of Wage Determinations

U.S. DEPARTMENT OF LABOR
EMPLOYMENT STANDARDS ADMINISTRATION
WAGE AND HOUR DIVISION
WASHINGTON D.C. 20210

Wage Determination No.: 2015-5691
Revision No.: 27
Date Of Last Revision: 5/13/2026

OCCUPATION NOTE:

STEVEDORING AND LONGSHOREMEN: Wage rates and fringe benefits can be found on Wage Determination 2000-0085

State: Hawaii

Area: Hawaii Counties of Hawaii and Kauai

Fringe Benefits Required Follow the Occupational Listing

OCCUPATION CODE - TITLE	FOOTNOTE	RATE
01000 - Administrative Support And Clerical Occupations		
01011 - Accounting Clerk I		18.65
01012 - Accounting Clerk II		20.94
01013 - Accounting Clerk III		23.42
01020 - Administrative Assistant		36.81
01035 - Court Reporter		21.73
01041 - Customer Service Representative I		16.18
01042 - Customer Service Representative II		17.66
01043 - Customer Service Representative III		19.82
01051 - Data Entry Operator I		21.76
01052 - Data Entry Operator II		23.74
01060 - Dispatcher, Motor Vehicle		24.53
01070 - Document Preparation Clerk		17.31
01090 - Duplicating Machine Operator		17.31
01111 - General Clerk I		16.24
01112 - General Clerk II		17.72
01113 - General Clerk III		19.89
01120 - Housing Referral Assistant		24.22
01141 - Messenger Courier		18.44
01191 - Order Clerk I		19.35
01192 - Order Clerk II		21.11
01261 - Personnel Assistant (Employment) I		18.79
01262 - Personnel Assistant (Employment) II		21.02
01263 - Personnel Assistant (Employment) III		23.44
01270 - Production Control Clerk		26.78
01290 - Rental Clerk		18.90
01300 - Scheduler, Maintenance		19.43
01311 - Secretary I		19.43
01312 - Secretary II		21.73
01313 - Secretary III		24.22
01320 - Service Order Dispatcher		21.93
01410 - Supply Technician		36.81
01420 - Survey Worker		21.73
01460 - Switchboard Operator/Receptionist		19.80
01531 - Travel Clerk I		17.31
01532 - Travel Clerk II		19.43
01533 - Travel Clerk III		21.73
01611 - Word Processor I		17.31
01612 - Word Processor II		19.43
01613 - Word Processor III		21.73
05000 - Automotive Service Occupations		
05005 - Automobile Body Repairer, Fiberglass		23.23
05010 - Automotive Electrician		23.44
05040 - Automotive Glass Installer		22.00
05070 - Automotive Worker		22.00
05110 - Mobile Equipment Servicer		18.99
05130 - Motor Equipment Metal Mechanic		24.96
05160 - Motor Equipment Metal Worker		22.00
05190 - Motor Vehicle Mechanic		25.65
05220 - Motor Vehicle Mechanic Helper		17.39
05250 - Motor Vehicle Upholstery Worker		20.80
05280 - Motor Vehicle Wrecker		22.00
05310 - Painter, Automotive		23.44
05340 - Radiator Repair Specialist		22.00
05370 - Tire Repairer		19.51
05400 - Transmission Repair Specialist		24.96

07000 - Food Preparation And Service Occupations		
07010 - Baker		18.62
07041 - Cook I		24.11
07042 - Cook II		28.10
07070 - Dishwasher		17.79
07130 - Food Service Worker		18.30
07210 - Meat Cutter		23.08
07260 - Waiter/Waitress		21.27
09000 - Furniture Maintenance And Repair Occupations		
09010 - Electrostatic Spray Painter		33.12
09040 - Furniture Handler		20.09
09080 - Furniture Refinisher		33.12
09090 - Furniture Refinisher Helper		24.33
09110 - Furniture Repairer, Minor		28.84
09130 - Upholsterer		33.12
11000 - General Services And Support Occupations		
11030 - Cleaner, Vehicles		17.71
11060 - Elevator Operator		20.73
11090 - Gardener		28.79
11122 - Housekeeping Aide		20.73
11150 - Janitor		20.73
11210 - Laborer, Grounds Maintenance		21.76
11240 - Maid or Houseman		23.09
11260 - Pruner		19.47
11270 - Tractor Operator		26.35
11330 - Trail Maintenance Worker		21.76
11360 - Window Cleaner		23.17
12000 - Health Occupations		
12010 - Ambulance Driver		28.51
12011 - Breath Alcohol Technician		27.49
12012 - Certified Occupational Therapist Assistant		37.72
12015 - Certified Physical Therapist Assistant		37.72
12020 - Dental Assistant		22.67
12025 - Dental Hygienist		48.04
12030 - EKG Technician		41.65
12035 - Electroneurodiagnostic Technologist		41.65
12040 - Emergency Medical Technician		28.51
12071 - Licensed Practical Nurse I		24.58
12072 - Licensed Practical Nurse II		27.49
12073 - Licensed Practical Nurse III		30.64
12100 - Medical Assistant		23.98
12130 - Medical Laboratory Technician		32.89
12160 - Medical Record Clerk		22.00
12190 - Medical Record Technician		24.61
12195 - Medical Transcriptionist		24.58
12210 - Nuclear Medicine Technologist		60.41
12221 - Nursing Assistant I		15.62
12222 - Nursing Assistant II		17.58
12223 - Nursing Assistant III		19.18
12224 - Nursing Assistant IV		21.53
12235 - Optical Dispenser		27.49
12236 - Optical Technician		24.58
12250 - Pharmacy Technician		21.99
12280 - Phlebotomist		22.98
12305 - Radiologic Technologist		46.06
12311 - Registered Nurse I		33.23
12312 - Registered Nurse II		40.64
12313 - Registered Nurse II, Specialist		40.64
12314 - Registered Nurse III		49.18
12315 - Registered Nurse III, Anesthetist		49.18
12316 - Registered Nurse IV		58.96
12317 - Scheduler (Drug and Alcohol Testing)		34.05
12320 - Substance Abuse Treatment Counselor		27.61
13000 - Information And Arts Occupations		
13011 - Exhibits Specialist I		23.38
13012 - Exhibits Specialist II		28.95
13013 - Exhibits Specialist III		35.41
13041 - Illustrator I		23.38
13042 - Illustrator II		28.95
13043 - Illustrator III		35.41
13047 - Librarian		32.07
13050 - Library Aide/Clerk		17.60
13054 - Library Information Technology Systems Administrator		26.53
13058 - Library Technician		22.72
13061 - Media Specialist I		20.89
13062 - Media Specialist II		23.38
13063 - Media Specialist III		26.05
13071 - Photographer I		19.89
13072 - Photographer II		22.25
13073 - Photographer III		27.56
13074 - Photographer IV		33.71
13075 - Photographer V		40.78
13090 - Technical Order Library Clerk		21.33
13110 - Video Teleconference Technician		27.02
14000 - Information Technology Occupations		
14041 - Computer Operator I		22.14
14042 - Computer Operator II		24.77
14043 - Computer Operator III		27.62
14044 - Computer Operator IV		30.69
14045 - Computer Operator V		33.99
14071 - Computer Programmer I	(see 1)	

14072 - Computer Programmer II	(see 1)	
14073 - Computer Programmer III	(see 1)	
14074 - Computer Programmer IV	(see 1)	
14101 - Computer Systems Analyst I	(see 1)	
14102 - Computer Systems Analyst II	(see 1)	
14103 - Computer Systems Analyst III	(see 1)	
14150 - Peripheral Equipment Operator		22.14
14160 - Personal Computer Support Technician		30.69
14170 - System Support Specialist		35.26
15000 - Instructional Occupations		
15010 - Aircrew Training Devices Instructor (Non-Rated)		33.45
15020 - Aircrew Training Devices Instructor (Rated)		40.47
15030 - Air Crew Training Devices Instructor (Pilot)		48.52
15050 - Computer Based Training Specialist / Instructor		33.45
15060 - Educational Technologist		36.26
15070 - Flight Instructor (Pilot)		48.52
15080 - Graphic Artist		27.80
15085 - Maintenance Test Pilot, Fixed, Jet/Prop		48.52
15086 - Maintenance Test Pilot, Rotary Wing		48.52
15088 - Non-Maintenance Test/Co-Pilot		48.52
15090 - Technical Instructor		24.43
15095 - Technical Instructor/Course Developer		29.89
15110 - Test Proctor		22.74
15120 - Tutor		22.74
16000 - Laundry, Dry-Cleaning, Pressing And Related Occupations		
16010 - Assembler		16.12
16030 - Counter Attendant		16.12
16040 - Dry Cleaner		18.94
16070 - Finisher, Flatwork, Machine		16.12
16090 - Presser, Hand		16.12
16110 - Presser, Machine, Drycleaning		16.12
16130 - Presser, Machine, Shirts		16.12
16160 - Presser, Machine, Wearing Apparel, Laundry		16.12
16190 - Sewing Machine Operator		20.16
16220 - Tailor		21.23
16250 - Washer, Machine		16.89
19000 - Machine Tool Operation And Repair Occupations		
19010 - Machine-Tool Operator (Tool Room)		33.24
19040 - Tool And Die Maker		41.80
21000 - Materials Handling And Packing Occupations		
21020 - Forklift Operator		30.52
21030 - Material Coordinator		26.78
21040 - Material Expediter		26.78
21050 - Material Handling Laborer		20.13
21071 - Order Filler		18.82
21080 - Production Line Worker (Food Processing)		30.52
21110 - Shipping Packer		21.70
21130 - Shipping/Receiving Clerk		21.70
21140 - Store Worker I		17.46
21150 - Stock Clerk		24.56
21210 - Tools And Parts Attendant		30.52
21410 - Warehouse Specialist		30.52
23000 - Mechanics And Maintenance And Repair Occupations		
23010 - Aerospace Structural Welder		42.53
23019 - Aircraft Logs and Records Technician		32.69
23021 - Aircraft Mechanic I		39.98
23022 - Aircraft Mechanic II		42.53
23023 - Aircraft Mechanic III		45.03
23040 - Aircraft Mechanic Helper		27.58
23050 - Aircraft, Painter		37.55
23060 - Aircraft Servicer		32.69
23070 - Aircraft Survival Flight Equipment Technician		37.55
23080 - Aircraft Worker		35.12
23091 - Aircrew Life Support Equipment (ALSE) Mechanic I		35.12
23092 - Aircrew Life Support Equipment (ALSE) Mechanic II		39.98
23110 - Appliance Mechanic		33.24
23120 - Bicycle Repairer		26.68
23125 - Cable Splicer		35.40
23130 - Carpenter, Maintenance		37.26
23140 - Carpet Layer		31.10
23160 - Electrician, Maintenance		40.03
23181 - Electronics Technician Maintenance I		31.10
23182 - Electronics Technician Maintenance II		33.24
23183 - Electronics Technician Maintenance III		35.40
23260 - Fabric Worker		28.94
23290 - Fire Alarm System Mechanic		35.40
23310 - Fire Extinguisher Repairer		26.68
23311 - Fuel Distribution System Mechanic		38.24
23312 - Fuel Distribution System Operator		28.82
23370 - General Maintenance Worker		27.88
23380 - Ground Support Equipment Mechanic		39.98
23381 - Ground Support Equipment Servicer		32.69
23382 - Ground Support Equipment Worker		35.12
23391 - Gunsmith I		26.68
23392 - Gunsmith II		31.10
23393 - Gunsmith III		35.40
23410 - Heating, Ventilation And Air-Conditioning		

Mechanic		34.17
23411 - Heating, Ventilation And Air Contidioning Mechanic (Research Facility)		36.34
23430 - Heavy Equipment Mechanic		37.10
23440 - Heavy Equipment Operator		36.58
23460 - Instrument Mechanic		35.40
23465 - Laboratory/Shelter Mechanic		33.24
23470 - Laborer		20.13
23510 - Locksmith		33.24
23530 - Machinery Maintenance Mechanic		35.21
23550 - Machinist, Maintenance		35.40
23580 - Maintenance Trades Helper		25.79
23591 - Metrology Technician I		35.40
23592 - Metrology Technician II		37.65
23593 - Metrology Technician III		39.87
23640 - Millwright		35.40
23710 - Office Appliance Repairer		33.24
23760 - Painter, Maintenance		31.66
23790 - Pipefitter, Maintenance		41.04
23810 - Plumber, Maintenance		38.54
23820 - Pneudraulic Systems Mechanic		35.40
23850 - Rigger		35.40
23870 - Scale Mechanic		31.10
23890 - Sheet-Metal Worker, Maintenance		41.67
23910 - Small Engine Mechanic		27.17
23931 - Telecommunications Mechanic I		38.75
23932 - Telecommunications Mechanic II		41.22
23950 - Telephone Lineman		41.62
23960 - Welder, Combination, Maintenance		33.83
23965 - Well Driller		35.40
23970 - Woodcraft Worker		35.40
23980 - Woodworker		26.68
24000 - Personal Needs Occupations		
24550 - Case Manager		20.07
24570 - Child Care Attendant		17.02
24580 - Child Care Center Clerk		21.58
24610 - Chore Aide		18.07
24620 - Family Readiness And Support Services Coordinator		20.07
24630 - Homemaker		20.11
25000 - Plant And System Operations Occupations		
25010 - Boiler Tender		33.31
25040 - Sewage Plant Operator		30.97
25070 - Stationary Engineer		33.31
25190 - Ventilation Equipment Tender		22.97
25210 - Water Treatment Plant Operator		30.97
27000 - Protective Service Occupations		
27004 - Alarm Monitor		25.41
27007 - Baggage Inspector		20.61
27008 - Corrections Officer		31.85
27010 - Court Security Officer		32.04
27030 - Detection Dog Handler		23.06
27040 - Detention Officer		31.85
27070 - Firefighter		33.18
27101 - Guard I		20.61
27102 - Guard II		23.06
27131 - Police Officer I		37.43
27132 - Police Officer II		41.59
28000 - Recreation Occupations		
28041 - Carnival Equipment Operator		25.78
28042 - Carnival Equipment Repairer		28.17
28043 - Carnival Worker		19.04
28210 - Gate Attendant/Gate Tender		24.20
28310 - Lifeguard		27.24
28350 - Park Attendant (Aide)		27.06
28510 - Recreation Aide/Health Facility Attendant		19.76
28515 - Recreation Specialist		33.53
28630 - Sports Official		21.56
28690 - Swimming Pool Operator		32.84
29000 - Stevedoring/Longshoremen Occupational Services		
29010 - Blocker And Bracer		
29020 - Hatch Tender		
29030 - Line Handler		
29041 - Stevedore I		
29042 - Stevedore II		
30000 - Technical Occupations		
30010 - Air Traffic Control Specialist, Center (HFO)	(see 2)	48.10
30011 - Air Traffic Control Specialist, Station (HFO)	(see 2)	33.17
30012 - Air Traffic Control Specialist, Terminal (HFO)	(see 2)	36.53
30021 - Archeological Technician I		18.98
30022 - Archeological Technician II		21.23
30023 - Archeological Technician III		26.31
30030 - Cartographic Technician		26.31
30040 - Civil Engineering Technician		26.31
30051 - Cryogenic Technician I		29.13
30052 - Cryogenic Technician II		32.17
30061 - Drafter/CAD Operator I		18.98
30062 - Drafter/CAD Operator II		21.23
30063 - Drafter/CAD Operator III		23.67

30064 - Drafter/CAD Operator IV		29.13
30081 - Engineering Technician I		18.59
30082 - Engineering Technician II		20.88
30083 - Engineering Technician III		23.87
30084 - Engineering Technician IV		29.74
30085 - Engineering Technician V		35.86
30086 - Engineering Technician VI		43.35
30090 - Environmental Technician		27.16
30095 - Evidence Control Specialist		26.31
30210 - Laboratory Technician		23.67
30221 - Latent Fingerprint Technician I		29.13
30222 - Latent Fingerprint Technician II		32.17
30240 - Mathematical Technician		26.31
30361 - Paralegal/Legal Assistant I		21.63
30362 - Paralegal/Legal Assistant II		26.80
30363 - Paralegal/Legal Assistant III		32.78
30364 - Paralegal/Legal Assistant IV		39.66
30375 - Petroleum Supply Specialist		32.17
30390 - Photo-Optics Technician		26.31
30395 - Radiation Control Technician		32.17
30461 - Technical Writer I		26.31
30462 - Technical Writer II		32.17
30463 - Technical Writer III		38.92
30491 - Unexploded Ordnance (UXO) Technician I		30.57
30492 - Unexploded Ordnance (UXO) Technician II		36.99
30493 - Unexploded Ordnance (UXO) Technician III		44.33
30494 - Unexploded (UXO) Safety Escort		30.57
30495 - Unexploded (UXO) Sweep Personnel		30.57
30501 - Weather Forecaster I		29.13
30502 - Weather Forecaster II		35.43
30620 - Weather Observer, Combined Upper Air Or Surface Programs	(see 2)	23.67
30621 - Weather Observer, Senior	(see 2)	26.31
31000 - Transportation/Mobile Equipment Operation Occupations		
31010 - Airplane Pilot		36.99
31020 - Bus Aide		18.17
31030 - Bus Driver		26.08
31043 - Driver Courier		19.81
31260 - Parking and Lot Attendant		15.46
31290 - Shuttle Bus Driver		18.53
31310 - Taxi Driver		15.02
31361 - Truckdriver, Light		21.64
31362 - Truckdriver, Medium		23.48
31363 - Truckdriver, Heavy		28.92
31364 - Truckdriver, Tractor-Trailer		28.92
99000 - Miscellaneous Occupations		
99020 - Cabin Safety Specialist		18.03
99030 - Cashier		17.25
99050 - Desk Clerk		25.16
99095 - Embalmer		30.57
99130 - Flight Follower		30.57
99251 - Laboratory Animal Caretaker I		18.73
99252 - Laboratory Animal Caretaker II		21.38
99260 - Marketing Analyst		33.15
99310 - Mortician		30.57
99410 - Pest Controller		23.07
99510 - Photofinishing Worker		16.06
99710 - Recycling Laborer		29.99
99711 - Recycling Specialist		36.32
99730 - Refuse Collector		26.84
99810 - Sales Clerk		17.67
99820 - School Crossing Guard		19.81
99830 - Survey Party Chief		34.96
99831 - Surveying Aide		19.11
99832 - Surveying Technician		26.20
99840 - Vending Machine Attendant		26.81
99841 - Vending Machine Repairer		34.14
99842 - Vending Machine Repairer Helper		26.81

Note: Executive Order (EO) 13706, Establishing Paid Sick Leave for Federal Contractors, applies to all contracts subject to the Service Contract Act for which the contract is awarded (and any solicitation was issued) on or after January 1, 2017. If this contract is covered by the EO, the contractor must provide employees with 1 hour of paid sick leave for every 30 hours they work, up to 56 hours of paid sick leave each year. Employees must be permitted to use paid sick leave for their own illness, injury or other health-related needs, including preventive care; to assist a family member (or person who is like family to the employee) who is ill, injured, or has other health-related needs, including preventive care; or for reasons resulting from, or to assist a family member (or person who is like family to the employee) who is the victim of, domestic violence, sexual assault, or stalking. Additional information on contractor requirements and worker protections under the EO is available at www.dol.gov/whd/govcontracts.

Note: Executive Order 13658 generally applies to contracts subject to the Service Contract Act that were awarded on or between January 1, 2015 and January 29, 2022, and that have not been renewed or extended on or after January 30, 2022. If a contract is subject to Executive Order 13658, the contractor must pay all covered workers at least $13.65 per hour (or the applicable wage rate listed on this wage determination, if it is higher) for all hours spent performing on the cor
Additional information on contractor requirements and worker protections under Executive Order 13658 is available at www.dol.gov/whd/govcontracts.

ALL OCCUPATIONS LISTED ABOVE RECEIVE THE FOLLOWING BENEFITS:

HEALTH & WELFARE: (Hawaii): $2.42 per hour, up to 40 hours per week, or $96.80 per week, or $419.47 per month for all employees on whose behalf the contractor provides health care benefits pursuant to the Hawaii prepaid Health Care Act. For those

employees who are not receiving health care benefits mandated by the Hawaii prepaid Health Care Act, the new health and welfare benefit rate will be $5.55 per hour, up to 40 hours per week.

HEALTH & WELFARE (Hawaii) EO 13706: $1.96 per hour up to 40 hours per week, or $78.40 per week, or $339.73 per month for all employees on whose behalf the contractor provides health care benefits pursuant to the Hawaii prepaid Health Care Act. For those employees who are not receiving health care benefits mandated by the Hawaii prepaid Health Care Act, the new health and welfare benefit rate will be $5.09 per hour, up to 40 hours per week. *

*This rate is to be used only when compensating employees for performance on an SCA-covered contract also covered by EO 13706, Establishing Paid Sick Leave for Federal Contractors. A contractor may not receive credit toward its SCA obligations for any paid sick leave provided pursuant to EO 13706.

VACATION: 2 weeks paid vacation after 1 year of service with a contractor or successor, 3 weeks after 10 years, and 4 weeks after 15 years. Length of service includes the whole span of continuous service with the present contractor or successor, wherever employed, and with the predecessor contractors in the performance of similar work at the same Federal facility. (See 29 CFR 4.173)

HOLIDAYS: A minimum of eleven paid holidays per year: New Year's Day, Martin Luther King Jr.'s Birthday, Washington's Birthday, Memorial Day, Juneteenth National Independence Day, Independence Day, Labor Day, Columbus Day, Veterans' Day, Thanksgiving Day, and Christmas Day. (A contractor may substitute for any of the named holidays another day off with pay in accordance with a plan communicated to the employees involved.) (See 29 CFR 4.174)

THE OCCUPATIONS WHICH HAVE NUMBERED FOOTNOTES IN PARENTHESES RECEIVE THE FOLLOWING:

1) COMPUTER EMPLOYEES: This wage determination does not apply to any individual employed in a bona fide executive, administrative, or professional capacity, as defined in 29 C.F.R. Part 541. (See 41 C.F.R. 6701(3)). Because most Computer Systems Analysts and Computer Programmers who are paid at least $27.63 per hour (or at least $684 per week if paid on a salary or fee basis) likely qualify as exempt computer professionals under 29 U.S.C. 213(a)(1) and 29 U.S.C. 213(a)(17), this wage determination may not include wage rates for all occupations within those job families. In such instances, a conformance will be necessary if there are nonexempt employees in these job families working on the contract.

Job titles vary widely and change quickly in the computer industry, and are not determinative of whether an employee is an exempt computer professional. To be exempt, computer employees who satisfy the compensation requirements must also have a primary duty that consists of:

(1) The application of systems analysis techniques and procedures, including consulting with users, to determine hardware, software or system functional specifications;

(2) The design, development, documentation, analysis, creation, testing or modification of computer systems or programs, including prototypes, based on and related to user or system design specifications;

(3) The design, documentation, testing, creation or modification of computer programs related to machine operating systems; or

(4) A combination of the aforementioned duties, the performance of which requires the same level of skills. (29 C.F.R. 541.400).

Any computer employee who meets the applicable compensation requirements and the above duties test qualifies as an exempt computer professional under both section 13(a)(1) and section 13(a)(17) of the Fair Labor Standards Act. (Field Assistance Bulletin No. 2006-3 (Dec. 14, 2006)). Accordingly, this wage determination will not apply to any exempt computer employee regardless of which of these two exemptions is utilized.

2) AIR TRAFFIC CONTROLLERS AND WEATHER OBSERVERS - NIGHT PAY & SUNDAY PAY: If you work at night as part of a regular tour of duty, you will earn a night differential and receive an additional 10% of basic pay for any hours worked between 6pm and 6am. If you are a full-time employed (40 hours a week) and Sunday is part of your regularly scheduled workweek, you are paid at your rate of basic pay plus a Sunday premium of 25% of your basic rate for each hour of Sunday work which is not overtime (i.e. occasional work on Sunday outside the normal tour of duty is considered overtime work).

** HAZARDOUS PAY DIFFERENTIAL **

An 8 percent differential is applicable to employees employed in a position that represents a high degree of hazard when working with or in close proximity to ordnance, explosives, and incendiary materials. This includes work such as screening, blending, dying, mixing, and pressing of sensitive ordnance, explosives, and pyrotechnic compositions such as lead azide, black powder and photoflash powder. All dry-house activities involving propellants or explosives. Demilitarization, modification, renovation, demolition, and maintenance operations on sensitive ordnance, explosives and incendiary materials. All operations involving re-grading and cleaning of artillery ranges.

A 4 percent differential is applicable to employees employed in a position that represents a low degree of hazard when working with, or in close proximity to ordnance, (or employees possibly adjacent to) explosives and incendiary materials which involves potential injury such as laceration of hands, face, or arms of the employee engaged in the operation, irritation of the skin, minor burns and the like; minimal damage to immediate or adjacent work area or equipment being used. All operations involving, unloading, storage, and hauling of ordnance, explosive, and

incendiary ordnance material other than small arms ammunition. These differentials are only applicable to work that has been specifically designated by the agency for ordnance, explosives, and incendiary material differential pay.

** UNIFORM ALLOWANCE **

If employees are required to wear uniforms in the performance of this contract (either by the terms of the Government contract, by the employer, by the state or local law, etc.), the cost of furnishing such uniforms and maintaining (by laundering or dry cleaning) such uniforms is an expense that may not be borne by an employee where such cost reduces the hourly rate below that required by the wage determination. The Department of Labor will accept payment in accordance with the following standards as compliance:

The contractor or subcontractor is required to furnish all employees with an adequate number of uniforms without cost or to reimburse employees for the actual cost of the uniforms. In addition, where uniform cleaning and maintenance is made the responsibility of the employee, all contractors and subcontractors subject to this wage determination shall (in the absence of a bona fide collective bargaining agreement providing for a different amount, or the furnishing of contrary affirmative proof as to the actual cost), reimburse all employees for such cleaning and maintenance at a rate of $3.35 per week (or $.67 cents per day). However, in those instances where the uniforms furnished are made of """"wash and wear"""" materials, may be routinely washed and dried with other personal garments, and do not require any special treatment such as dry cleaning, daily washing, or commercial laundering in order to meet the cleanliness or appearance standards set by the terms of the Government contract, by the contractor, by law, or by the nature of the work, there is no requirement that employees be reimbursed for uniform maintenance costs.

** SERVICE CONTRACT ACT DIRECTORY OF OCCUPATIONS **

The duties of employees under job titles listed are those described in the """"Service Contract Act Directory of Occupations"""", Fifth Edition (Revision 1), dated September 2015, unless otherwise indicated.

** REQUEST FOR AUTHORIZATION OF ADDITIONAL CLASSIFICATION AND WAGE RATE, Standard Form 1444 (SF-1444) **

Conformance Process:

The contracting officer shall require that any class of service employee which is not listed herein and which is to be employed under the contract (i.e., the work to be performed is not performed by any classification listed in the wage determination), be classified by the contractor so as to provide a reasonable relationship (i.e., appropriate level of skill comparison) between such unlisted classifications and the classifications listed in the wage determination (See 29 CFR 4.6(b)(2)(i)). Such conforming procedures shall be initiated by the contractor prior to the performance of contract work by such unlisted class(es) of employees (See 29 CFR 4.6(b)(2)(ii)). The Wage and Hour Division shall make a final determination of conformed classification, wage rate, and/or fringe benefits which shall be paid to all employees performing in the classification from the first day of work on which contract work is performed by them in the classification. Failure to pay such unlisted employees the compensation agreed upon by the interested parties and/or fully determined by the Wage and Hour Division retroactive to the date such class of employees commenced contract work shall be a violation of the Act and this contract. (See 29 CFR 4.6(b)(2)(v)). When multiple wage determinations are included in a contract, a separate SF-1444 should be prepared for each wage determination to which a class(es) is to be conformed.

The process for preparing a conformance request is as follows:

1) When preparing the bid, the contractor identifies the need for a conformed occupation(s) and computes a proposed rate(s).

2) After contract award, the contractor prepares a written report listing in order the proposed classification title(s), a Federal grade equivalency (FGE) for each proposed classification(s), job description(s), and rationale for proposed wage rate(s), including information regarding the agreement or disagreement of the authorized representative of the employees involved, or where there is no authorized representative, the employees themselves. This report should be submitted to the contracting officer no later than 30 days after such unlisted class(es) of employees performs any contract work.

3) The contracting officer reviews the proposed action and promptly submits a report of the action, together with the agency's recommendations and pertinent information including the position of the contractor and the employees, to the U.S. Department of Labor, Wage and Hour Division, for review (See 29 CFR 4.6(b)(2)(ii)).

4) Within 30 days of receipt, the Wage and Hour Division approves, modifies, or disapproves the action via transmittal to the agency contracting officer, or notifies the contracting officer that additional time will be required to process the request.

5) The contracting officer transmits the Wage and Hour Division's decision to the contractor.

6) Each affected employee shall be furnished by the contractor with a written copy of such determination or it shall be posted as a part of the wage determination (See 29 CFR 4.6(b)(2)(iii)).

Information required by the Regulations must be submitted on SF-1444 or bond paper.

When preparing a conformance request, the """"Service Contract Act Directory of Occupations"""" should be used to compare job definitions to ensure that duties requested are not performed by a classification already listed in the wage determination. Remember, it is not the job title, but the required tasks that determine whether a class is included in an established wage determination. Conformances may not be used to artificially split, combine, or subdivide

classifications listed in the wage determination (See 29 CFR 4.152(c)(1))."" "