May 15, 2026

Design Percent Completion: 100%

Statement of Work

REPLACE RCS WINDOW, F1043

VANCE AIR FORCE BASE, OKLAHOMA

FACILITY PROJECT ID FP1024596, WT18526382

PREPARED BY DYLAN MARTIN

INDEX

PART 1 GENERAL 2
1.01. PROJECT DESCRIPTION 2
1.02. INSTRUCTIONS TO BIDDERS 2
1.03. LOCATION OF WORK 2
1.04. SCOPE OF WORK 2
1.05. CHANGES 3
1.06. WARRANTY 4
1.07. SCHEDULE OF WORK 4
1.08. WORK RESTRICTIONS 4
1.09. CONTRACTOR'S REPRESENTATIVE 6
1.10. PROVIDED SERVICES AND UTILITIES 6
1.11. INSPECTION 7
1.12. EXCESS MATERIALS (EXCLUDING HAZARDOUS MATERIALS OR WASTE) 7
1.13. SPECIAL MATERIALS 7
1.14. MATERIALS 7
PART 2 EXECUTION 9
2.01. SITE SAFETY REQUIREMENTS 9
2.02. INSTALLATION 9
PART 3 SITE INFORMATION 10
PART 4 APPENDICES 11
4.01. APPENDIX A – SITE PHOTOS 11
4.02. APPENDIX B – BID FORM 11
4.03. APPENDIX C – RECORD DRAWINGS 11

PART 1 GENERAL

1.01. PROJECT DESCRIPTION

A. The work covered under this Statement of Work shall consist of replacing a shattered glass window and any incidental work necessary to provide a complete and usable finished product.

1.02. INSTRUCTIONS TO BIDDERS

A. As part of the bid package the Contractor shall submit a completed copy of *APPENDIX B – BID FORM*, along with all required documentation as stated in Sam.gov.

B. Owner reserves the right to reject any bid which does not completely satisfy the Statement of Work.

1.03. LOCATION OF WORK

A. Location of work to be accomplished under this statement of work is at Vance Air Force Base (AFB). Vance AFB is located three miles south of the City of Enid, Oklahoma. Facility 1043 is located on the Airfield between Runway 17R/35L and Taxiway G.

1.04. SCOPE OF WORK

A. The Contractor shall furnish all supervision, labor, equipment, consumable materials, supplies, tools, and other items to complete the construction as listed in the Scope of Work. All quotes shall include all shipping charges for completion of the project. The contractor will coordinate all work with *ASRC Federal* Construction Management prior to execution. The list of items below are to be considered the general Scope of Work for the project.

B. The Contractor shall field verify location of work, dimensions, and existing site conditions prior to commencing work. The Contractor shall contact ASRC Construction Management for any discrepancies with the Scope of Work.

C. This project will replace a shattered glass panel. Additional details are described below:

1. Glass: Remove and replace shattered window at RCS: 1-3/8” dual laminated, insulated safety glass, gray tint, triangle/trapezoid special pattern. Refer to *APPENDIX C – RECORD DRAWINGS* for dimensions. Contractor to field verify window dimensions and type.

    a. 87” x 40” – Quantity = 1

2. Caulking: Remove old sealant and replace with high-performance structural glazing and waterproofing sealant

D. The Contractor shall always maintain clean areas free of clutter and debris during construction. After the work is completed, clean site to preconstruction conditions, or better.

E. Protection of Government Property

Take special care to protect Government property. Return areas damaged as a result of construction under this contract to their original condition. In addition to FAR 52.236-9, Protection of existing vegetation, structures, equipment, utilities, and improvements, perform the following:

1. Remove or alter existing work or facilities in such a manner as to prevent injury or damage to any portion of the existing work or facilities to remain.
2. Repair or replace portions of existing work altered during construction operations to match existing or adjoining work, as approved by ASRC Construction Management. At the completion of operations, existing work must be in a condition equal or better than that which existed before any new work started.

F. Foreign Object Debris (FOD) Control on the Airfield

FOD Management shall be compliant with FAA Advisory Circular No. 150/5210-24, or latest applicable version.

1. Contractor shall maintain an inventory of tools, equipment, and other items on Contractor's vehicles to comply with the flight and safety ground procedures. Contractor shall check inventory daily, before and after work, to ensure that no tools, equipment, or any other items remain on the area at the end of the workday.

2. Contractor shall monitor, clean, and prevent FOD from propagating on the work area every day. The Contractor shall use a sweeper truck and/or any other means necessary to control and prevent FOD.

1.05. CHANGES

A. No oral statement by any person other than the Contracting Officer as provided in the Federal Acquisition Regulation (FAR) will in any manner or degree modify or otherwise affect the terms of this contract.

1.06. WARRANTY

A. The Contractor shall provide a standard 1-year Warranty for all labor and material from date of the base's acceptance of completion in accordance with Federal Acquisition Regulation (FAR) clause 52.246-21. For warranted items furnish the Manufacturer's original warranty accompanied by a copy of the supplier's receipt showing place of purchase, telephone number of supplier, address, delivery order if applicable and ticket number.

1.07. SCHEDULE OF WORK

A. The Contractor shall be responsible for establishing a schedule to meet construction time.

B. The Contractor shall submit a schedule of all project work in advance to ASRC Construction Management indicating all work activities including required interruptions of utilities, facilities activities, or traffic flow.

C. The Contractor shall complete work on this contract such that interferences to necessary activities within and adjacent to the construction site are minimized and all Government property and personnel are always protected from incidental damage.

D. The Contractor shall coordinate work of all trades to prevent any conflicts. The Contractor shall resolve any conflicts of components before proceeding with construction.

E. The Contractor shall submit a Schedule of Values to ASRC Construction Management for approval. Schedule of Values to be provided on AIA G702 or similar.

1.08. WORK RESTRICTIONS

A. EXISTING UNDERGROUND UTILITIES

Any underground utilities within the work areas will initially be located and identified with paint markings on the surface by Vance AFB personnel. The Contractor shall maintain all utility markings, after base personnel have located them, for the duration of the contract. The Contractor shall obtain an approved Air Force Form 103, BASE CIVIL ENGINEERING WORK CLEARANCE REQUEST before beginning any underground work***. The Contractor shall notify ASRC Construction Management at least two weeks in advance of desired commencement of work.*** The Contractor is responsible for repairing any utilities damaged during construction.

B. WORK HOURS, ACCESS, AND PASSES

All Contractor employees, including subcontractors, subcontractors' employees, suppliers, and suppliers' employees are required to comply with the Installation Security Requirements regarding personnel, vehicle, and equipment security passes and access to the jobsite. Nothing in the contract is to be construed in any way to limit the authority of the Commanding Officer to prescribe new, or to enforce existing security regulations governing the admission or exclusion of persons and the conduct of persons while on VAFB, including but not limited to, the rights of search of all persons or vehicles on the Installation.

1. Access to Buildings / Occupied Buildings: The Contractor may work in or around existing occupied buildings. The Contractor is responsible, via the ASRC Construction Management, to obtain access to building and facilities and arrange for them to be opened and closed. Do not enter the building(s) without prior approval of the ASRC Construction Management. Keep the existing buildings and their contents secure at all times. Provide temporary closures as required to maintain security.

2. Passes: Contractor employees and representatives performing work under this contract are required to be either United States citizens or documented legal residents (status verified by prime contractor) and have a Real ID driver's license. All Contractor employees must obtain the required passes. Failure to obtain security and base access passes must not be a cause for contract performance time extension. The Contractor is required to immediately turn in all terminated employee's passes to the issuing office.

3. Contractor Vehicles: All vehicles must display a valid state license plate and safety inspection sticker, if applicable, and must be maintained in good condition. The company name must be displayed in a clearly visible manner and size on each Contractor vehicle used in the course of work. Registration, proof of insurance and driver's licenses are required to obtain a station vehicle pass.

4. **Work Hours:** T**he Contractor shall perform all work for this project during non-flying hours on Saturday's or evenings. The Contractor needs to coordinate a schedule for this work with ASRC Construction Management and provide at least 72 hours' notice before commencing work.**

5. Contractor employees must conduct themselves in a proper, efficient, courteous, and businesslike manner. Remove from the site any individual whose continued employment is deemed by the ASRC Construction Management to be contrary to the public interest or inconsistent with the best interests of National Security.

1.09. CONTRACTOR'S REPRESENTATIVE

A. Superintendent: A representative of the Contractor shall directly supervise accomplishment of this work. The representative will be responsible for coordinating all phases of work with the ASRC Construction Management. The representative shall always be on the job site when work is being performed and shall have authority to execute no cost field changes on behalf of the Contractor if agreed to by all parties involved.

   1. Qualifications: Must have a minimum of 5 years of experience as a Superintendent on previous projects of similar size and complexity. Provide a Superintendent Resume for the proposed on-site Project Superintendent describing experience with references and qualifications to ASRC Construction Management for approval. ASRC Construction Management reserves the right to interview the proposed on-site Project Superintendent at any time in order to verify the submitted qualifications.

B. Quality Control (QC): A representative of the Contractor responsible for all quality control of the job site and will be held responsible by the ASRC Construction Management for the removal and installation of all products in accordance with the statement of work. The representative shall be competent and familiar with all phases of work under their authority.

   1. Qualifications: Must have a minimum of 5 years combined experience as a Superintendent, Inspector, QC manager, Project manager, or Construction Manager on similar size and type construction contracts which included major trades included in this statement of work. The individual must be familiar with the requirements of EM 385-1-1 and have experience in the areas of hazard identification and safety compliance.

C. A single representative of the Contractor for supervising the project, ensuring quality control (QC) and site safety is permitted provided that the representative is competent and familiar with all phases of work under their authority, and it is qualified to perform these duties.

D. Contractor Personnel: Provide ASRC Construction Management the name(s) of the supervisory person(s) authorized to act for the Contractor. Provide, and update as required, a list of the key personnel for the Contractor and Subcontractors including addresses and telephone numbers (main and cell) for use in the event of an emergency.

1.10. PROVIDED SERVICES AND UTILITIES

A. All reasonable required amounts of electric power will be made available to the Contractor at the discretion of ASRC Construction Management from the nearest suitable and available connection.

B. All reasonable required amounts of water will be made available to the Contractor at the discretion of ASRC Construction Management.

C. The Contractor shall be required to provide their own latrines that are staked down to prevent being turned over.

1.11. INSPECTION

A. The work shall be conducted in accordance with the Statement of Work and is subject to the inspection of the ASRC Construction Management and Government Representative to ensure strict compliance with the terms of the statement of work.

1.12. EXCESS MATERIALS (EXCLUDING HAZARDOUS MATERIALS OR WASTE)

A. All waste materials resulting from execution of work shall become the property of the Contractor. The Contractor shall haul all non-hazardous waste off Vance AFB and dispose of it in a legal manner.

B. The Contractor shall be required to control all foreign objects debris (FOD) from exiting the job site at all times.

C. At no time shall the Contractor dispose of any recyclable materials in the landfill. All recyclable material shall be taken to an approved recycling center at no cost to the government.

D. The Contractor shall submit tonnage of waste and recycled material to ASRC Construction Management at project completion.

1.13. SPECIAL MATERIALS

A. Prohibited Material: The manufacturer of materials to be used shall certify the products do not contain mercury, toluene, chlorinated solvents, hydrolysable chlorine derivatives, ethylene base glycol ethers and their acetates, nor any carcinogen, as defined in 29 CFR 1910.1200. Materials used shall not contain lead and hexavalent chromium compounds.

B. At no time shall class 1 Ozone Depleting Chemical (ODC's) be specified and shall not be used unless otherwise allowed by ASRC Construction Management.

1.14. MATERIALS

A. All materials must meet the Buy American Act.

B. Material Submittals:

1. Copies of all materials and shop drawings are to be submitted to ASRC Construction Management and must be approved prior to purchasing any items.

2. All hazardous chemicals used on the project are required to have Safety Data Sheets (SDS) approved by the Vance Environmental Office prior to transport to the installation.

3. The Contractor shall use the Short-Term Hazardous Material Inventory and Usage Report Form to get Hazardous Materials authorized for use inside the fence.

C. Material Delivery: The Contractor shall have all materials delivered during normal working hours and will have a representative present to receive shipments. The Contractor shall ensure all delivery vehicles have sufficient project information and are prepared to undergo inspection upon entering the Installation. This includes name and address of the project site, name of prime contractor and a point of contact for delivery. Material will be delivered to a location for staging as approved by ASRC Construction Management.

PART 2 EXECUTION

2.01. SITE SAFETY REQUIREMENTS

A. All work shall be done in compliance with the safety standards as defined in DAFMAN 91-203, Air Force Occupational Safety, Fire, and Health Standards.

B. The Contractor shall comply with all applicable standards and provisions of the Occupational Safety and Health Act (OSHA) (29 CFR OSHA 1926).

C. The Contractor shall take all necessary and prudent safety precautions to ensure safety of the workforce and other exposed personnel.

D. The Contractor shall coordinate all requests for entry to the airfield or Air Force control/restricted areas through ASRC Construction Management.

2.02. INSTALLATION

A. Project Duration:

1. The total period of performance is 35 calendar days as described below.

    a. Non-Performance Period: The Contractor shall have up to 30 calendar days of nonperformance for mobilization and material lead time. If material lead time exceeds this number of days, the nonperformance period may be extended with coordination of the ASRC Construction Management and approval by Contracting Officer.

    b. Performance Period: All work shall be completed within 5 calendar days after obtaining a Notice to Proceed from the Contracting Officer.

B. Installation shall include all items listed in this statement of work, and any incidental work necessary to provide a complete and usable finished product.

C. Contractor shall remove equipment and material from the site upon completion of work as directed by ASRC Construction Management.

PART 3 SITE INFORMATION

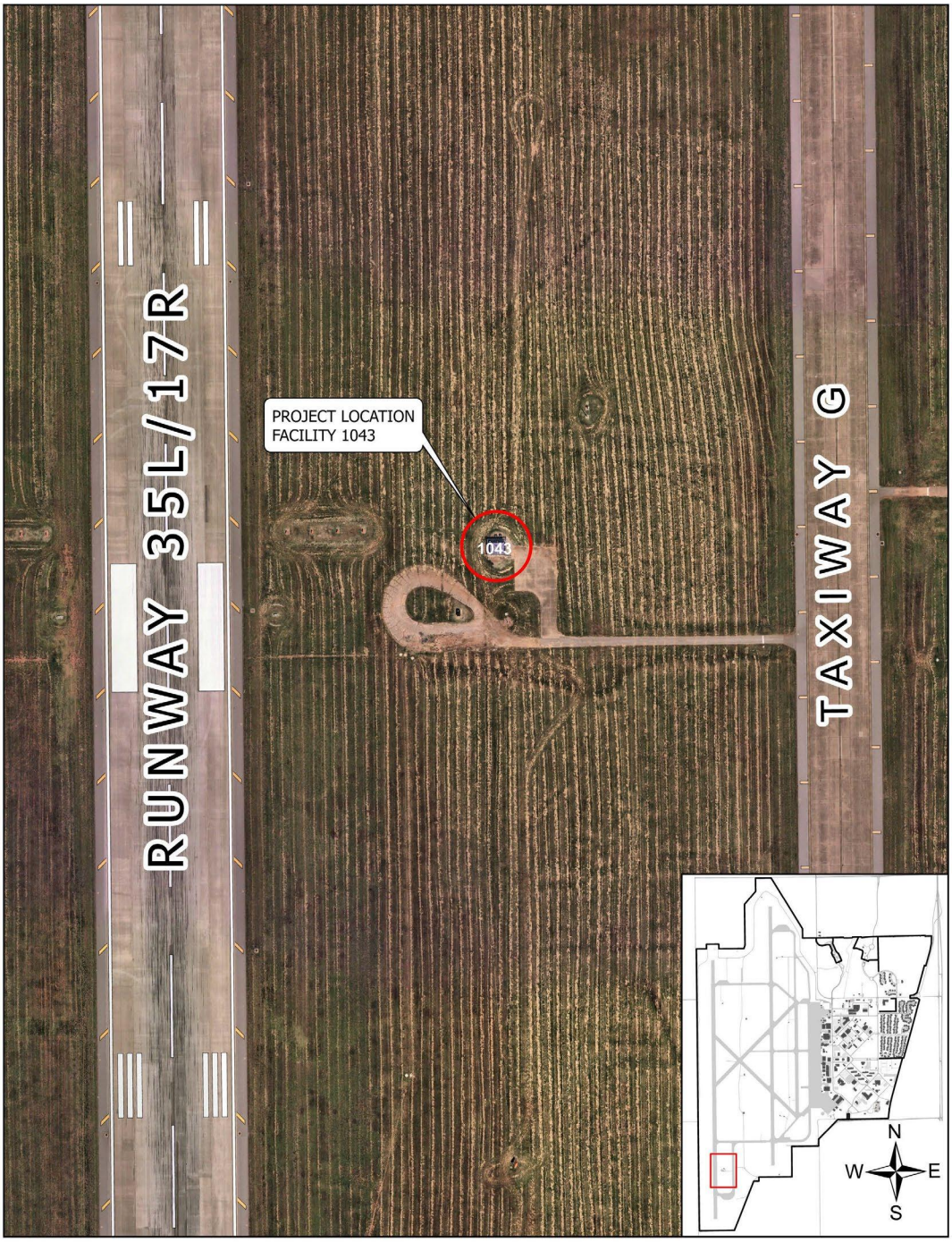

Figure 1: Project Location

PART 4 APPENDICES

4.01. APPENDIX A – SITE PHOTOS

4.02. APPENDIX B – BID FORM

4.03. APPENDIX C – RECORD DRAWINGS

END OF STATEMENT OF WORK

APPENDIX A – SITE PHOTOS

APPENDIX A – SITE PHOTOS



Figure 2: Shattered Window

Figure 3: Shattered Window

Figure 4: Shattered Window

Figure 5: Shattered Window

APPENDIX B- BID FORM

400 Young Road
Vance AFB, OK 73705
580.213.7174

APPENDIX B - BID FORM

Fac. Proj. ID: FP1024596, WT18526382
Proj. Name: Replace RCS Window, F1043

ITEM	DESCRIPTION	UNIT	QTY	UNIT PRICE	TOTAL
Base Bid					
1	Replace RCS Window	LS	1		$ -
2	Total Cost Base Bid				$ -

Contractor's Name

Date

Contractor's Signature

Address:

Phone Number: _____

E-mail address: _____

APPENDIX C – RECORD DRAWINGS

APPENDIX C

METAL CAB WINDOW FRAME NOTES:
1 CAB WINDOW FRAMES ARE TO BE SHOP WELDED PRIOR TO HOT DIPPED GALVANIZATION

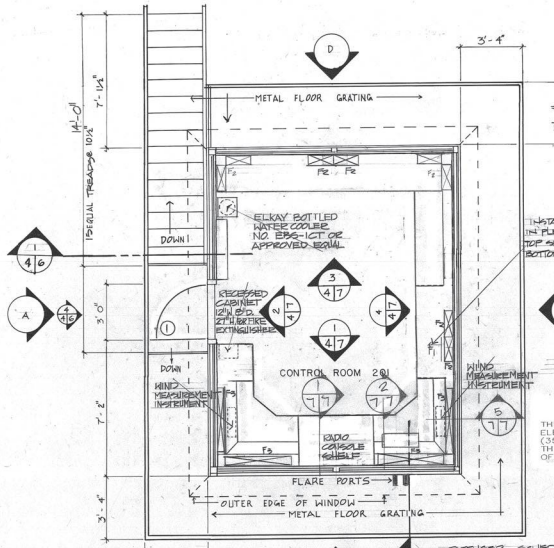

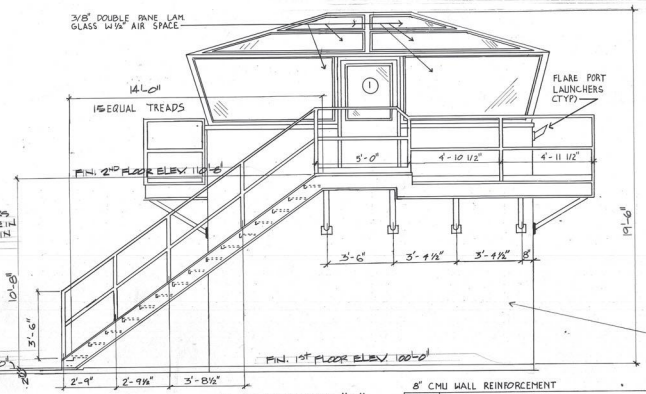

ELEVATION "A"
NTS

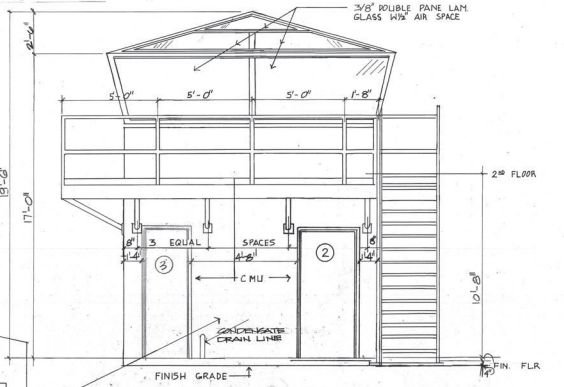

ELEVATION "D"
NTS

8" CMU WALL REINFORCEMENT	
VERT.	CORNERS 32" O.C. #4's
HORIZ.	WALLS 48" O.C. #4's
VERT. & HORIZ.	MASONRY OPENINGS (M.O.) #4 EA. JAMB
NOTES	1. LINTELS SHALL HAVE 2 #4's UNLESS OTHERWISE INDICATED. 2. BOND BEAMS REINF. AS SHOWN. 3. ALL REINF. CELLS SHALL BE FULLY GROUTED (2500 PSI MIN) 4. VERTICAL REINF. SHALL BE EMBEDDED IN PERIMETER BEAMS 30 BAR DIAMETERS AND BEND INTO BOND BEAM 30 d's AT TOP OF CMU WALL. 5. HORIZONTAL REINF. SHALL BE 16" O.C. VERTICALLY

THE CONTRACT DRAWINGS DETAIL WORK FOR THE PLANS AND ELEVATIONS FOR RCS #1 (35R) AND RCS #2 (17L). RCS #3 (35L) AND RCS #4 (17R) SHALL BE CONSTRUCTED USING THE SAME DIMENSIONS IN OPPOSITE HAND (OR MIRROR IMAGE) OF RCS #1 AND RCS #2.

EXTERIOR EXPOSED METAL NOTES:
1. CATWALK, HAND RAILS, TOE GUARD, HORIZONTAL AND VERTICAL SUPPORT MEMBERS, BRACES, STAIRS, AND OTHER MISC. ITEMS ARE TO BE HOT DIPPED GALVANIZED, IN SECTIONS AND BOLTED TOGETHER IN THE FIELD. SECTIONS ARE TO BE SHOP WELDED PRIOR TO GALVANIZATION.
2. LINTELS ARE TO BE CONTRACTED OVER DOORS #2 & 3, SEE DOOR 2/3 DETAIL ON SHEET 6.

DIFFUSER SCHEDULE
(2)-16"x6", 100CFM
(3)-32"x4", 175CFM
STEEL CONST, ADJUST. DBL. DEFLECTION, ¾" VANE SPACING, O.B.O., ¾" FRAME WHITE ENAMEL FINISH

NOTE: DIFFUSER SIZES DETERMINED FROM DIMENSIONS PROVIDED BY CONTRACTOR. CONTRACTOR SHALL FIELD VERIFY MAX. POSSIBLE DIFFUSER SIZES PRIOR TO ORDER.

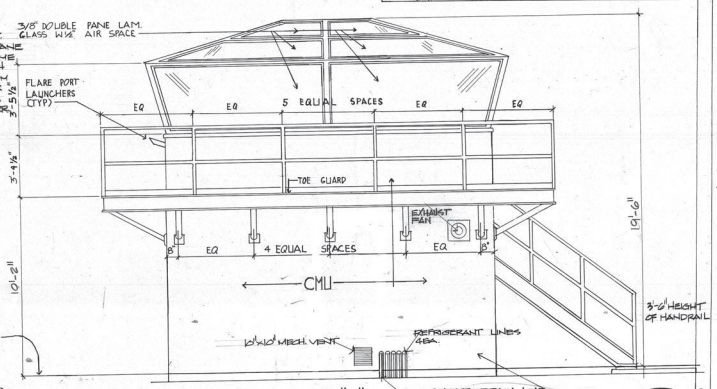

ELEVATION "C"
NTS 1. REFERENCE SHEET #5 & 6 FOR DETAILS OF STAIRS & PLATFORMS.

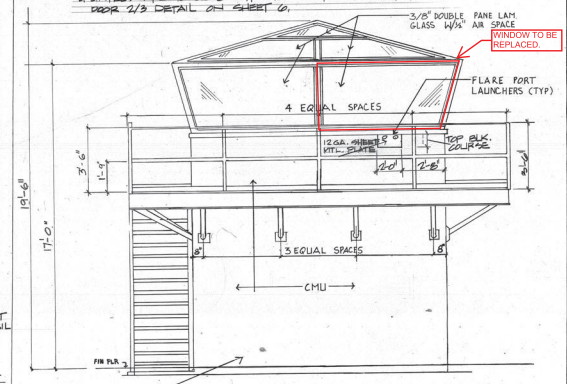

ELEVATION "B"
NTS

CMU NOTES
1. CMU MORTAR JOINTS ARE TO BE FINISHED FLUSH, BOTH EXTERIOR AND INTERIOR FACES.
2. APPLY WATER PROOFING TO EXTERIOR FACE OF CMU BLOCKS PRODUCT #SP 250, AS MANUFACTURED BY CHEMICAL PRODUCTS, OKLAHOMA CITY, OKLAHOMA
3. INTERIOR FACE OF CMU BLOCKS IS TO BE FURRED OUT W/ 2" Z CHANNELS AND ½" GYPSUM BOARD

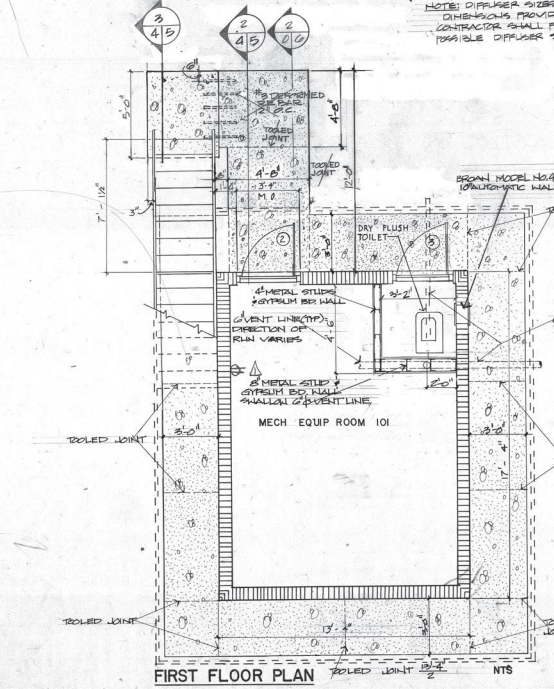

FIRST FLOOR PLAN
NTS

ROOM FINISH SCHEDULE						
ROOM	FLOOR	BASE	WALLS	CEILING	CLG HT	REMARKS
MECH. EQUIP 101	VINYL TILE	VINYL	GYPSUM BOARD	ACOUSTICAL CEILING	8'-0"	
TOILET	VINYL TILE	VINYL	GYPSUM BOARD	GYPSUM BOARD	8'-0"	
CONTROL 201	CARPET	VINYL	SLOPED PLASTIC CABINETS	GLASS	VARIES	

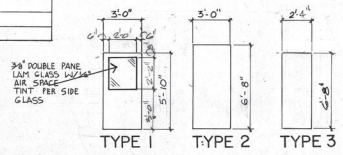

TYPE 1 TYPE 2 TYPE 3

NOTE:
NEW RCS SHALL BE MARKED IN ACCORDANCE WITH AFR 88-16 CONSISTING OF A CHECKERBOARD PATTERN PAINTED WITH ALTERNATING COLORS OF AVIATION SURFACE ORANGE AND WHITE. MARKINGS SHALL BE 3'x3' IN SQUARE SIZE.

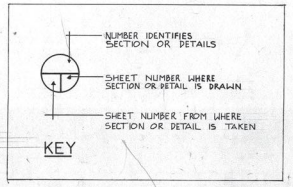

DOOR SCHEDULE					
MARK	TYPE	SIZE	DESCRIPTION	FRAME	REMARKS
1	1	3'-0"x5'-10"x1¾"	HM W/SOUND INSUL.	HM	PAINT TRIM COLOR
2	2	3'-0"x6'-8"x1¾"	HM	HM	PAINT TRIM COLOR
3	3	2'-6"x6'-8"x1¾"	HM	HM	PAINT TRIM COLOR

AS BUILT 28 AUG 90 MAF

REVISION	DATE	DESCRIPTION	DRAWN	APPROVED
1	15 AUG	PROVIDE DIG. VALVE SWITCH W/ PORCH W/O 32.00	MAF	

COORDINATION (Signature and Date): FIRE CHIEF; GROUND SAFETY OFFICER; CORROSION CONTROL OFFICER; COMMUNICATIONS OFFICER; ENVIRONMENTAL OFFICER; USING AGENCY

UNITED STATES AIR FORCE — AIR TRAINING COMMAND
VANCE AIR FORCE BASE
ENID, OKLAHOMA

VAN 89-0042, 89-0043, 89-0044 & 89-0045
CONSTRUCT RUNWAY CONTROL STRUCTURES 35R, 35L, 17R & 17L
FLOOR PLANS, ELEVATIONS

SUBMITTED (Chief Engineer) | RECOMMENDED (Base Engineer) | APPROVED (Commander)
DESIGNED | CHECKED | SCALE AS NOTED | DRAWING NUMBER ~~PD-1198~~ R-1037.4
DRAWN MWF | DATE 15 SEP 88 | PROJECT NUMBER | SHEET 4 OF 12

R-1037.4

35L = 1034 35R = 1036, 35L = 1037, 17R = 1041, & 17L = 1043 1035

ATC FORM APR 79 644 PREVIOUS EDITION WILL BE USED.

U.S. GOVERNMENT PRINTING OFFICE: 1987-771-033 AFPS 8A