# Model: SQ-80-VG

Direct Drive Centrifugal Inline Fan

| Dimensional | |
|---|---|
| Quantity | 1 |
| Weight w/o Acc's (lb) | 32 |
| Weight w/ Acc's (lb) | 41 |
| Optional Damper (in.) | 12 x 12 |

| Performance | |
|---|---|
| Requested Volume (CFM) | 250 |
| Actual Volume (CFM) | 250 |
| Total External SP (in. wg) | 0.516 |
| Fan RPM | 1652 |
| Operating Power (hp) | 0.07 |
| Elevation (ft) | 62 |
| Airstream Temp.(F) | 70 |
| Air Density (lb/ft3) | 0.075 |
| Tip Speed (ft/min) | 4,702 |
| Static Eff. (%) | 31 |

| Misc Fan Data | |
|---|---|
| Fan Energy Index (FEI) | - |
| Outlet Velocity (ft/min) | 250 |

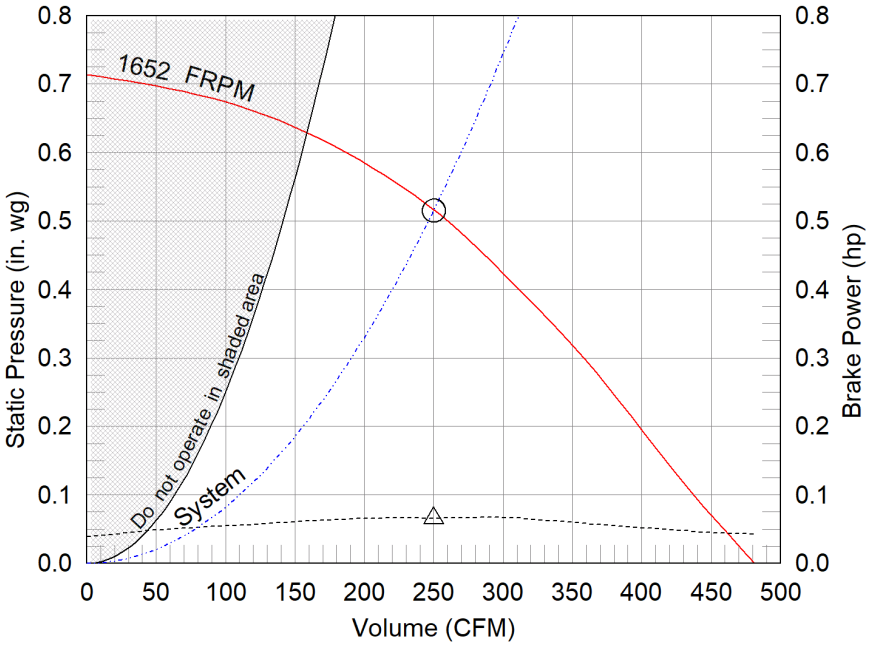


| Motor | |
|---|---|
| Motor Mounted | Yes |
| Size (hp) | 1/10 |
| Voltage/Cycle/Phase | 230/60/1 |
| Enclosure | TENV |
| Motor RPM | 1725 |
| Windings | 1 |
| FLA (Amps) | 0.9 |
| Min. Circuit Ampacity (MCA) | 1 |
| Max. Overcurrent Protection (MOP) | 15 |
| Short Circuit Current Rtg (SCCR) | 5 kA |

△ Operating Bhp point
○ Operating point at Total External SP
Fan curve
System curve
Brake horsepower curve

**Static Pressure Calculations**

| | | |
|---|---|---|
| External SP | 0.5 | in. wg |
| Damper | 0.016 | in. wg |
| Total External SP | 0.516 | in. wg |

**Nameplate Model: SQ-80-VG-X**

Sound Power by Octave Band

| Sound Data | 62.5 | 125 | 250 | 500 | 1000 | 2000 | 4000 | 8000 | LwA | dBA | Sones |
|---|---|---|---|---|---|---|---|---|---|---|---|
| Inlet | 69 | 74 | 70 | 63 | 61 | 59 | 54 | 48 | 68 | 56 | 8.1 |
| Radiated | 70 | 76 | 64 | 57 | 56 | 53 | 48 | 44 | 64 | 53 | 7.2 |

**Notes:**

All dimensions shown are in units of in.
*NEC FLA, MCA and MOP are for reference only – based on tables 430.248 or 430.25 of National Electric Code 2020. Actual motor FLA may vary, for sizing thermal overload, consult factory.MCA and MOP values shown only account for the motor, not accessories (damper actuator, field supplied VFD, etc).
LwA - A weighted sound power level, based on ANSI S1.4
dBA - A weighted sound pressure level, based on 11.5 dB attenuation per Octave band at 5 ft - dBA levels are not licensed by AMCA International
Sones - calculated using AMCA 301 at 5 ft

# Model: SQ-80-VG

## Direct Drive Centrifugal Inline Fan

**Greenheck model SQ Mixed Flow meets or exceeds legacy centrifugal models SQ/BSQ in performance and features. SQ Mixed flow is an approved equal and can be considered a direct replacement for these models.**

Standard Construction Features:

- Galvanized steel housing - Backward inclined composite (sizes 60-95) or aluminum (sizes 97-160) wheel - Two bolted access panels - Integral duct connection flanges - Ball bearing motors (sizes 97-160 and all vari-green motors), sleeve bearing motors (sizes 60-95) - Corrosion resistant fasteners

## Selected Options & Accessories:

Motor - Vari-Green EC motor
Control - Vari-Green Dial on Exterior of Fan Housing, Mounted and Wired
Provided motor meets the motor efficiency requirements set forth in 2024 Title 24/ California
UL/cUL 705 Listed - "Power Ventilators"
Junction Box Mounted and Wired
Switch, NEMA-1, Toggle, Shipped Separate
Composite Centrifugal Wheel
Motor Cover
Wheel Baffle
Damper Shipped Loose, Inline, BD-330-PB-12X12, Gravity Operated, Not Coated
Unit Warranty: 1 Yr (Standard)

# SQ-80-VG

## Direct Drive Centrifugal Inline Fan

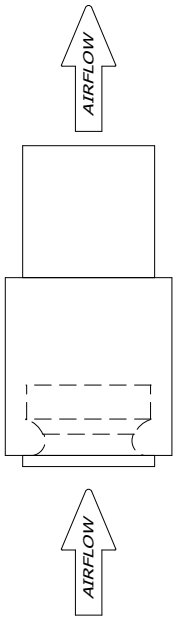


TOP VIEW

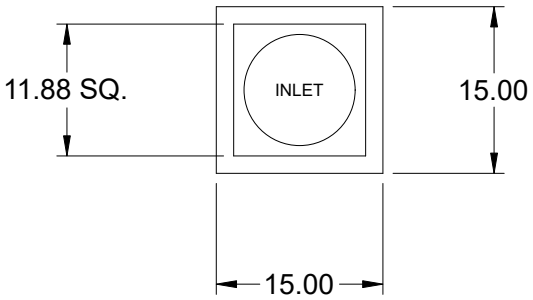


END VIEW

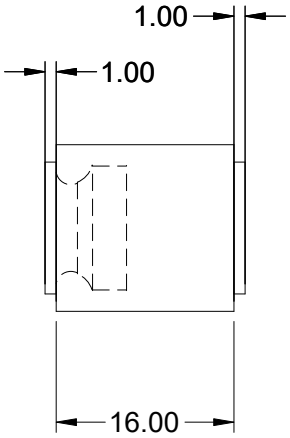


SIDE VIEW

Notes: All dimensions shown are in units of in.

# AMCA

AMCA Licensed for Sound and Air Performance Without Appurtenances (Accessories). Power rating (BHP/kW) does not include transmission losses.

Greenheck Fan Corporation certifies that the model shown herein is licensed to bear the AMCA Seal. The ratings shown are based on tests and procedures performed in accordance with AMCA Publication 211 and AMCA Publication 311 and comply with the requirements of the AMCA Certified Ratings Program. Performance certified is for installation type B: Free inlet, Ducted outlet. Power rating (BHP/kW) does not include transmission losses. Performance ratings do not include the effects of appurtenances (accessories). The inlet sound ratings shown are loudness values in fan sones at 5 ft. (1.5 m) in a hemispherical free field calculated per AMCA Standard 301. Values shown are for installation type B: free inlet hemispherical sone levels. dBA levels are not licensed by AMCA International. The AMCA Certified Ratings Seal applies to inlet sone ratings only. Radiated (casing) sound data is the sound generated through the fan housing when the fan is ducted on both the inlet and outlet.

The AMCA licensed air and/or sound performance data has been modified for installation, appurtenances or accessories, etc. not included in the certified data. The modified performance is not AMCA licensed but is provided to aid in selection and applications of the product.