SOLICITATION/CONTRACT/ORDER FOR COMMERCIAL PRODUCTS AND COMMERCIAL SERVICES

NOTE: OFFEROR TO COMPLETE BLOCKS 12, 17, 23, 24, AND 30.

1. REQUISITION NUMBER: 0044039721

2. CONTRACT NUMBER:

3. AWARD/EFFECTIVE DATE:

4. ORDER NUMBER:

5. SOLICITATION NUMBER: 140R4026Q0070

6. SOLICITATION ISSUE DATE: 05/29/2026

7. FOR SOLICITATION INFORMATION CALL:

a. NAME: Michelle Romine

b. TELEPHONE NUMBER *(No collect calls)*: 4062477656

8. OFFER DUE DATE/ LOCAL TIME: 06/30/2026 1700 MS

9. ISSUED BY CODE R40

Bureau of Reclamation
Upper Colorado Region
Regional Office
125 South State Street, Room 8100
Salt Lake City UT 84138

10. THIS ACQUISITION IS ☐ UNRESTRICTED OR ☒ SET ASIDE: 100.00 % FOR:

☒ SMALL BUSINESS
☐ HUBZONE SMALL BUSINESS
☐ SERVICE-DISABLED VETERAN-OWNED SMALL BUSINESS (SDVOSB)
☐ WOMEN-OWNED SMALL BUSINESS (WOSB)
☐ ECONOMICALLY DISADVANTAGED WOMEN-OWNED SMALL BUSINESS (EDWOSB)
☐ 8(A)

NORTH AMERICAN INDUSTRY CLASSIFICATION STANDARD (NAICS): 333914

SIZE STANDARD: 750

11. DELIVERY FOR FREE ON BOARD (FOB) DESTINATION UNLESS BLOCK IS MARKED
☐ SEE SCHEDULE

12. DISCOUNT TERMS

☐ 13a. THIS CONTRACT IS A RATED ORDER UNDER THE DEFENSE PRIORITIES AND ALLOCATIONS SYSTEM - DPAS (15 CFR 700)

13b. RATING

14. METHOD OF SOLICITATION
☒ REQUEST FOR QUOTE (RFQ) ☐ INVITATION FOR BID (IFB) ☐ REQUEST FOR PROPOSAL (RFP)

15. DELIVER TO CODE 0011285744

See Schedule

16. ADMINISTERED BY CODE R40

See Schedule

17a. CONTRACTOR/ OFFEROR CODE ____ FACILITY CODE ____

TELEPHONE NUMBER

☐ 17b. CHECK IF REMITTANCE IS DIFFERENT AND PUT SUCH ADDRESS IN OFFER

18a. PAYMENT WILL BE MADE BY CODE

18b. SUBMIT INVOICES TO ADDRESS SHOWN IN BLOCK 18a UNLESS BLOCK BELOW IS CHECKED ☐ SEE ADDENDUM

19. ITEM NO.	20. SCHEDULE OF SUPPLIES/SERVICES	21. QUANTITY	22. UNIT	23. UNIT PRICE	24. AMOUNT
	ADMINISTERED BY: Bureau of Reclamation Upper Colorado Region Regional Office 125 South State Street, Room 8100 Salt Lake City UT 84138 US Continued...				
	(Use Reverse and/or Attach Additional Sheets as Necessary)				

25. ACCOUNTING AND APPROPRIATION DATA

26. TOTAL AWARD AMOUNT *(For Government Use Only)*

☒ 27a. SOLICITATION INCORPORATES BY REFERENCE (FEDERAL ACQUISITION REGULATION) FAR 52.212-1, 52.212-4. FAR 52.212-3 AND 52.212-5 ARE ATTACHED. ADDENDA ☒ ARE ☐ ARE NOT ATTACHED

☐ 27b. CONTRACT/PURCHASE ORDER INCORPORATES BY REFERENCE FAR 52.212-4. FAR 52.212-5 IS ATTACHED. ADDENDA ☐ ARE ☐ ARE NOT ATTACHED

☐ 28. CONTRACTOR IS REQUIRED TO SIGN THIS DOCUMENT AND RETURN ____ COPIES TO ISSUING OFFICE. CONTRACTOR AGREES TO FURNISH AND DELIVER ALL ITEMS SET FORTH OR OTHERWISE IDENTIFIED ABOVE AND ON ANY ADDITIONAL SHEETS SUBJECT TO THE TERMS AND CONDITIONS SPECIFIED

☐ 29. AWARD OF CONTRACT: REFERENCE ____ OFFER DATED. ____. YOUR OFFER ON SOLICITATION (BLOCK 5), INCLUDING ANY ADDITIONS OR CHANGES WHICH ARE SET FORTH HEREIN, IS ACCEPTED AS TO ITEMS:

30a. SIGNATURE OF OFFEROR/CONTRACTOR

31a. UNITED STATES OF AMERICA *(SIGNATURE OF CONTRACTING OFFICER)*

30b. NAME AND TITLE OF SIGNER *(Type or print)*

30c. DATE SIGNED

31b. NAME OF CONTRACTING OFFICER *(Type or print)*: Brittney Murphy

31c. DATE SIGNED

19. ITEM NO.	20. SCHEDULE OF SUPPLIES/SERVICES	21. QUANTITY	22. UNIT	23. UNIT PRICE	24. AMOUNT
	DELIVER TO: Bureau of Reclamation-DO Building 67, Entrance E3, Room 165 6th Avenue & Kipling Street Denver Federal Center Denver CO 80225-0007 US Low Ambient Pressure Chamber Facility (LAPC) pump unit replacement. Period of Performance: 06/01/2027 to 05/31/2028				
00010	Removal and Disposal Product/Service Code: P100 Product/Service Description: SALVAGE-PREPARATION AND DISPOSAL OF EXCESS/SURPLUS PROPERTY Delivery: 07/01/2027 Period of Performance: 07/01/2027 to 07/01/2027				
00020	Furnish 100 hp pumping unit (pump/motor) Product/Service Code: 3835 Product/Service Description: PETROLEUM PRODUCTION AND DISTRIBUTION EQUIPMENT Delivery: 07/01/2027	1	EA		

Continued...

32a. QUANTITY IN COLUMN 21 HAS BEEN

☐ RECEIVED ☐ INSPECTED ☐ ACCEPTED, AND CONFORMS TO THE CONTRACT, EXCEPT AS NOTED: _____

32b. SIGNATURE OF AUTHORIZED GOVERNMENT REPRESENTATIVE	32c. DATE	32d. PRINTED NAME AND TITLE OF AUTHORIZED GOVERNMENT REPRESENTATIVE

32e. MAILING ADDRESS OF AUTHORIZED GOVERNMENT REPRESENTATIVE	32f. TELEPHONE NUMBER OF AUTHORIZED GOVERNMENT REPRESENTATIVE 32g. EMAIL OF AUTHORIZED GOVERNMENT REPRESENTATIVE

33. SHIP NUMBER	34. VOUCHER NUMBER	35. AMOUNT VERIFIED CORRECT FOR	36. PAYMENT	37. CHECK NUMBER
☐ PARTIAL ☐ FINAL			☐ COMPLETE ☐ PARTIAL ☐ FINAL	

STOCK RECORD (S/R)		40. PAID BY
38. S/R ACCOUNT NUMBER	39. S/R VOUCHER NUMBER	

41a. I CERTIFY THIS ACCOUNT IS CORRECT AND PROPER FOR PAYMENT		42a. RECEIVED BY *(Print)*	
41b. SIGNATURE AND TITLE OF CERTIFYING OFFICER	41c. DATE	42b. RECEIVED AT *(Location)*	
		42c. DATE RECEIVED *(MM/DD/YYYY)*	42d. TOTAL CONTAINERS

NAME OF OFFEROR OR CONTRACTOR

ITEM NO. (A)	SUPPLIES/SERVICES (B)	QUANTITY (C)	UNIT (D)	UNIT PRICE (E)	AMOUNT (F)
00030	Furnish 100 hp variable frequency drive Product/Service Code: 3835 Product/Service Description: PETROLEUM PRODUCTION AND DISTRIBUTION EQUIPMENT Delivery: 07/01/2027	1	EA		
00040	Installation Product/Service Code: N099 Product/Service Description: INSTALLATION OF EQUIPMENT- MISCELLANEOUS Delivery: 07/01/2027 Period of Performance: 07/01/2027 to 07/01/2027				
00050	Shipping Product/Service Code: V119 Product/Service Description: TRANSPORTATION/TRAVEL/RELOCATION-TRANSPORTATION: OTHER Delivery: 07/01/2026 Period of Performance: 07/01/2026 to 07/01/2026				

IN REPLY REFER TO:

United States Department of the Interior

BUREAU OF RECLAMATION
125 South State Street, Room 8100
Salt Lake City, UT 84138-1102

Combined Synopsis/Solicitation

Solicitation Number: 140R4026Q0070

Notice Type: Combined Synopsis/Solicitation

NAICS Code: 333914 - Measuring, Dispensing, and Other Pumping Equipment Manufacturing

Small Business Size Standard: 750 employees

Set-Aside: Total Small Business

Issuing Office: U.S. Department of the Interior, Bureau of Reclamation, Upper Colorado Regional Office, Technical Service Center, Denver Federal Center, Hydraulics Laboratory

Date of Publication: May 25, 2026

Response Due Date: June 30, 2026 @ 7:00 pm Mountain Time

Description:

This is a combined synopsis/solicitation for commercial products or commercial services prepared in accordance with FAR Part 12. This announcement constitutes the only solicitation; offers are being requested, and a separate written solicitation will not be issued.

Solicitation number 140R4026Q0070 is issued as a request for quotation (RFQ) for the Low Ambient Pressure Chamber (LAPC) pump unit replacement.

The Bureau of Reclamation's Hydraulics Laboratory requires a Contractor to remove, furnish, and install a replacement pump unit, motor, and variable frequency drive (VFD) for the LAPC facility. The existing equipment has exceeded its service life, and modern replacements are required to maintain capability for cavitation research. Work includes removal and disposal of old equipment, furnishing a 100-hp pumping unit and VFD, installation, electrical work, safety compliance, commissioning, and all associated submittals and documentation.

This acquisition is set-aside for small business concerns. This solicitation incorporates provisions and clauses by reference. The full text of provisions and clauses may be accessed electronically at www.acquisition.gov.

All responsible small business sources that believe they have the capability to meet this need may submit a quotation along with business profile electronically to Michelle Romine at michelle_romine@ios.doi.gov by 7:00 PM MT, Tuesday, June 30, 2026, which shall be considered by the agency. Any information received will be treated as market research information for future same or similar requirements.

The Government will not reimburse any costs associated with responding to this combined synopsis/solicitation. This notice shall not be construed as a commitment by the Government to ultimately award a contract, nor does it restrict the Government to a particular acquisition approach. A determination by the Government not to award this proposed contract action, based on the responses to this notice, is at the discretion of the Government.

Statement of Work/Specification:

1. Background:

The LAPC is a unique research facility used to simulate cavitation conditions relevant to dam structures. The current pump is a 14-inch horizontal split-case pump manufactured by Warren Pumps, paired with a 100-hp DC motor controlled by an obsolete StanDrive Plus system. A modern system is required to maintain operational flexibility and flow capabilities up to 4,500 gallons per minute (gpm).

2. Scope of Work:

The Contractor shall provide all labor, materials, equipment, and expertise necessary to complete the following CLIN-based work (detailed in the SOW):

CLIN 010 – Removal and Disposal – Cannot occur until June 1, 2027

- Verify all existing equipment dimensions
- Provide Safety Plan (JHA, barriers, access control)
- Uninstall and dispose of existing pump, motor, StanDrive Plus control system, disconnect switch, and emergency stop

CLIN 020 – Furnish Pumping Unit – May be furnished any time prior to installation, but cannot be removed or installed until June 1, 2027

- One (1) 100-hp pumping unit meeting requirements of **33 12 73 – Horizontal Centrifugal Pumping Unit** or approved equal.
- Recommended pump manufacturers: **Goulds, Flowserve, Ruhrpumpen**
- Recommended motor manufacturers: **U.S. Motors, Baldor, WEG**

CLIN 030 – Furnish VFD - May be furnished any time prior to installation, but cannot be removed or installed until June 1, 2027

- One (1) 100-hp VFD, **Galt Model G540-03050UL-03 or equal**, compatible with the new pumping unit.

CLIN 040 – Installation - Cannot occur until June 1, 2027

- Install pumping unit and VFD per specification 33 12 73
- Complete all electrical work and connections to VFD
- Provide lifting/rigging equipment; coordinate with lab staff
- Minimize disruption to Hydraulics Lab operations

For the complete scope of work, see the attached Statement of Work, and 33 12 73 – Horizontal Centrifugal Pumping Unit supporting documentation.

3. Quality Requirements:

The Government expects the contractor to use its existing quality assurance system to ensure products and services meet the requirements of this solicitation. Commercial warranties will be taken advantage of to the maximum extent practicable.

4. Deliverables

Deliverables shall include, but are not limited to (full list in SOW):

• Removal & Disposal Plan
• Safety Plan
• Existing Equipment Measurements & Verification
• Installation Plan (pump, motor, VFD, electrical)
• Commissioning Plan & Commissioning Report
• Manufacturer technical data, datasheets, drawings, pump curves
• VFD wiring diagrams, layout, nameplate lists, bill of materials
• Operations & Maintenance Manual

5. Delivery/Period of Performance: June 1, 2027, to May 31, 2028

- **Date and Place of Delivery and Acceptance:**
  Bureau of Reclamation
  Denver Federal Center (6th Avenue and Kipling Street)
  Building 56 – Hydraulics Laboratory
  Denver, CO 80225

6. Information Sessions

Two optional vendor sessions will be held (dates TBD):
• **One on-site visit** at the Denver Federal Center, Building 56 (security procedures and directions included in the SOW) on **June 10, 2026, starting at 10:00 am Mountain Time.**

7. Work Hours

Normal work hours are Monday through Friday (except federal holidays) 7:30 a.m. to 4:00 p.m. Hours outside of this window, or overtime, are not permitted without the express written consent of the Contracting Officer.

8. Security Requirements

All work will occur within secured federal facilities.
Contractor shall:
• Provide legal names for all personnel
• Undergo security checks and badge processing if work exceeds five days
• Comply with all access and safety procedures

Detailed security instructions are included in the SOW

9. Photos and Drawings of Existing Equipment

Referenced in the SOW on pages 5-11 and in Pump Mounting Detail supporting document

Contract Type:

The Government intends to award a firm-fixed-price contract.

Instructions to Offerors

1. Submission Requirements: Offers must be submitted electronically to the Contract Specialist, Michelle Romine, michelle_romine@ios.doi.gov by the response due date and time. Late submissions will not be considered.

2. Proposal Content: At a minimum, your proposal must include the following:

- **Technical Capability:** A narrative demonstrating your ability to meet the requirements of the Statement of Work.
  - Demonstrated capability to remove/install large pumping equipment
  - Proposed pump/motor/VFD specifications meeting or exceeding SOW requirements
  - Detailed installation approach and safety procedures
  - Project schedule
  - Evidence of past performance on similar industrial/mechanical installations
- **Schedule B Pricing:** A firm-fixed detailed price proposal for all line items on Schedule B attached. **If the following Schedule B is not included in the package the contractor will be found to be non-responsive.**
- **Past Performance:** Provide information on recent (within 5 years) and relevant contracts.

- **Representations and Certifications:** A statement confirming that you have completed all applicable representations and certifications in the System for Award Management (SAM) at SAM.gov. Offerors must be registered in SAM at the time of award.

Evaluation and Award:

The Government will award a purchase order to the responsible offeror whose offer, conforming to the solicitation, is most advantageous to the Government, considering the following factors:

- **Technical Capability** – Compliance with pump, motor, and VFD requirements
- **Past Performance** – Relevant experience with similar projects
- **Management & Safety Approach** – Quality of JHA, safety planning, coordination strategy
- **Price** – Reasonableness and completeness of Schedule B pricing
- **Schedule Feasibility –** Work may not begin until June 1, 2027, Parts may be acquired and delivered at anytime prior to this date.

The technical capability, past performance and safety factors, when combined, are more important than price. The Government reserves the right to make an award without discussions.

Contact Information:

Primary Point of Contact: Michelle Romine

Title: Contract Specialist

Email: michelle_romine@ios.doi.ogv

Attachments

Attachment 1: Statement of Work (SOW) – LPAC pump unit replacement

Attachment 2: Supporting Document - 33 12 73 – Horizontal Centrifugal Pumping Unit

Attachment 3: Supporting Document – Pump Mounting Detail

Attachment 4: Schedule B

STATEMENT OF WORK

Low Ambient Pressure Chamber Pump Unit Replacement

1. Introduction – The Bureau of Reclamation's Hydraulics Laboratory utilizes a Low Ambient Pressure Chamber (LAPC) facility to conduct cavitation research experiments for dams and related structures and equipment. It is a unique facility that allows real-world cavitation conditions to be applied within a laboratory experiment. Existing equipment has passed its expected service life and needs to be replaced. This project involves procuring, delivering, and installing a pump, motor, and variable frequency drive, and providing electrical connection, and disposing of old equipment.

2. Definitions –

    i. CLIN: Contract Line Item Number
    ii. Pumping Unit: Pump and Motor
    iii. TDH: Total Dynamic Head
    iv. VFD: Variable Frequency Drive

3. Background – The existing pump is a 14-inch horizontal split case pump manufactured by Warren Pumps Inc. The existing motor is a 100 hp direct current motor manufactured by Westinghouse that is controlled by a StanDrive Plus system to vary the motor speed. Photos and dimensions of existing equipment are shown in Section 11.

    As currently operated, the pump is used infrequently and for short periods of time. Operational flexibility, the pump's ability to produce a range of flow values up to 4,500 gpm, is the most important operating criteria to be maintained when replacing the existing pump.

4. Scope of Work by CLIN –

    a. CLIN 010 – Removal and Disposal
        i. As-found conditions:
            1. Contractor is responsible for verifying all existing equipment and dimensions prior to removal and procurement of new equipment.
            2. All measurements in this Statement of Work are approximate.
        ii. Safety Plan:
            1. Job Hazard Analysis.
            2. Work area designations.
            3. Safety barriers.
            4. Personal Protective Equipment.
        iii. Pumping Unit:
            1. Contractor must uninstall, remove, and dispose of existing pumping unit.

iv. Electrical Unit:
    1. Contractor must uninstall existing DC Speed Control system, AC disconnect switch and emergency stop switch.

b. CLIN 020 – Furnish Pumping Unit
    i. One (1) 100 hp Pumping Unit
        1. Pump:
            a. Modern equivalent model of Warren Pumps Size 14 DLB Double-Suction Horizontal Split-Case Pump, meeting the requirements of 33 12 73 – Horizontal Centrifugal Pumping Unit, or approved equal.
                i. Recommended manufacturers:
                1. Goulds;
                2. Flowserve;
                3. Ruhrpumpen;
                4. or equivalent.
        2. Motor:
            a. Recommended manufacturers:
                i. U.S. Motors;
                ii. Baldor;
                iii. WEG;
                iv. or equivalent.

i. CLIN 030 – Furnish VFD
    a) One (1) 100 hp VFD for the horizontal split-case pumping unit – Galt Model G540-03050UL-03 or approved equal.
    b) Refer to Attachment: 33 12 73 – Horizontal Centrifugal Pumping Unit.

ii. CLIN 040 – Installation
    a) Contractor is responsible for installation of pumping unit and VFD per Attachment 33 12 73 – Horizontal Centrifugal Pumping Unit.
    b) Contractor is responsible for all electrical connections. Motor must be wired to the associated VFD.
    c) Contractor is responsible for all lifting and handling, including any equipment necessary to remove and install pumping unit.
    d) Contractor must coordinate with Hydraulics Laboratory staff on a Job Hazard Analysis and provide safety barriers to restrict access to work areas.
    e) Contractor must coordinate with the Hydraulics Laboratory staff to minimize disruption of ongoing work in the laboratory during removal and installation of the new pumping unit.

5. <u>Deliverables –</u>
    i. Removal and Disposal Plan
    ii. Safety Plan

iii. Existing Equipment Measurements and Verifications
iv. Installation Plan, to include, but not limited to:
    a) Pumping Unit: Refer to 33 12 73 – Horizontal Centrifugal Pumping Unit
    b) VFD
    c) Electrical
v. Commissioning Plan and Report
    a) Refer to 33 12 73 – Horizontal Centrifugal Pumping Unit
vi. Pumping Unit Documentation
    a) Calculations and Drawing
    b) Manufacturer's Technical Data
        1. Pump and Motor Datasheets
    c) Variable Speed Pump Curves
vii. VFD Documentation
    a) Manufacturer's Technical Data.
        1. VFD Datasheets
    b) Schematic diagram, wiring diagram, equipment layout, nameplate list, and bill of materials.
viii. Operations and Maintenance Manual
    a) Pumping Unit: Refer to 33 12 73 – Horizontal Centrifugal Pumping Unit

6. <u>Information Sessions</u>
    i. One 1-hour virtual presentation will be conducted via Microsoft Teams. A general overview of the site, equipment to be replaced, and work to be performed will be presented. This presentation will be scheduled TBD.
    ii. One 1-hour on-site visit will be held at Bureau of Reclamation's Hydraulics Lab at the Denver Federal Center in Denver, CO. This visit will provide vendors the opportunity to see the site and equipment in person, take measurements as needed, and ask clarifying questions. This site visit will be scheduled TBD.

Directions and information to the Hydraulics Laboratory:

- The Denver Federal Center is a secured campus and visitors will need to go through two security check points. The first will be at the Denver Federal Center Gate 1 Entrance in Denver, CO. Each individual will need a government issued photo ID (i.e., REAL ID driver license or passport). No weapons are permitted on campus.
- Visitors will continue to Building 56 on the Denver Federal Center.
    - Continue on Main street
    - Turn right on 6th Street
    - Building 56 is on the right side of the street. Park anywhere near the building.
- Enter the lobby of Building 56 and show your ID to receive a visitors' badge.
- Erin Connor, Contracting Officer's Representative and/or Josh Mortensen, Technical Point of Contact, will meet vendors in the lobby of Building 56.

- Visitors should plan on arriving a few minutes early as we will start promptly at the designated times.

7. Place of Performance –

   Bureau of Reclamation
   Denver Federal Center (6th Avenue and Kipling Street)
   Building 56 – Hydraulics Laboratory
   Denver, CO 80225

8. Period of Performance –Twelve (12) months after award.

9. Work Hours - Normal work hours are Monday through Friday (except federal holidays) 7:30 a.m. to 4:00 p.m. Hours outside of this window, or overtime, are not permitted without the express written consent of the Contracting Officer.

10. Security - All service locations under this contract are within secured areas. The Contracting Officers Representative (COR) shall arrange for Contractor's entry into such areas and inform Contractor of security procedures. Contractor shall comply with all security procedures. Contractor shall supply Reclamation with the legal names of all employees who will be working under this contract. Reclamation reserves the right to perform security checks on such employees. If, in the judgment of Reclamation, any employee fails to meet minimum security requirements or proves to be detrimental to the security of Reclamation's facilities, Contractor, upon request, shall remove such employee from any work under this contract. If on-site work is expected to extend beyond 5 working days, the contractor must promptly begin the badging process at the time of notice to proceed including a background investigation and fingerprinting. Please allow a minimum of 30 days to complete the badging process. Extensions will be granted for unforeseen conditions and other factors outside of the contractor's control at the Contracting Officer's discretion.

11. Photos and Drawings of Existing Equipment

Figure 1. Nameplate of existing 100 hp motor to be replaced.

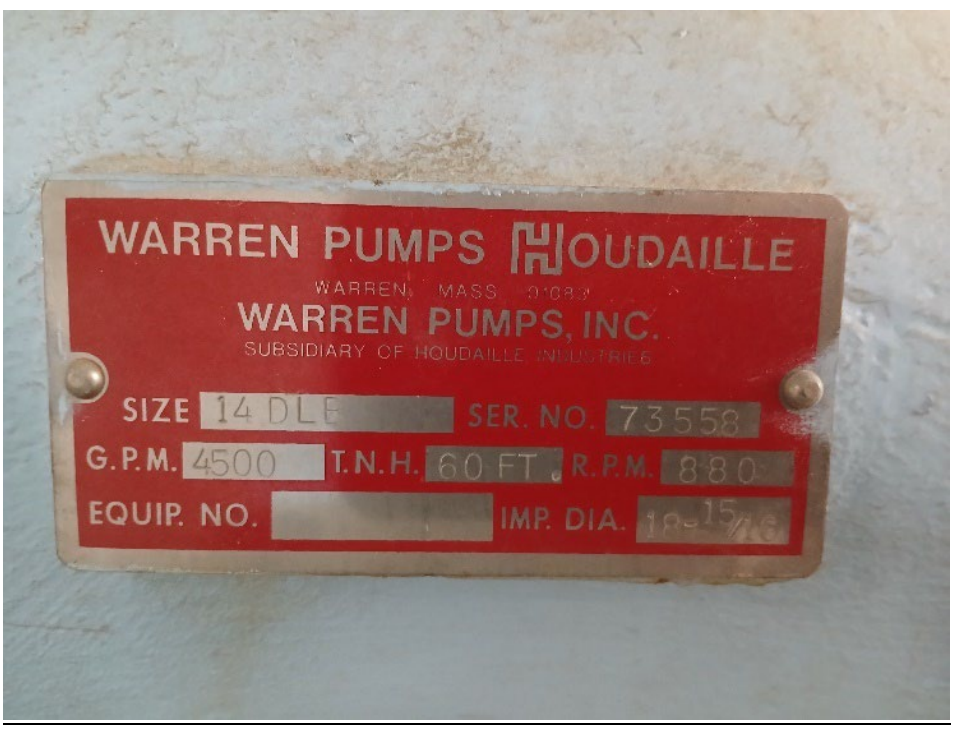

Figure 2. Nameplate of existing 4,500 gpm pump to be replaced.

Figure 3. Low Ambient Pressure Chamber facility with horizontal pump and motor shown below the chamber.

Figure 4. Photograph of existing 4,500 gpm pump and piping connections.



Figure 5. 4,500 gpm pump to be replaced with approximate dimensions of space constraints beneath the chamber.



Figure 6. Pump and 100 hp motor to be replaced with the approximate distance from the centerline of the pump piping connections to the back wall.

Figure 7. Approximate width dimension of the existing base plate.

Figure 8. Approximate length dimension of the existing base and mid span support.

Figure 9. The StanDrive Plus DC motor controller cabinet mounted to the wall near the pumping unit next to the 480V disconnect to be replaced.

SECTION 33 12 73
HORIZONTAL CENTRIFUGAL PUMPING UNIT

PART 1 GENERAL

1.01 REFERENCE STANDARDS

A. American Bearing Manufacturers Association (ABMA)

1. ABMA 9-2015 (R2020) Load Ratings and Fatigue Life for Ball Bearings
2. ABMA 11-2014 (R2020) Load Ratings and Fatigue Life for Roller Bearings

B. American Society of Civil Engineers (ASCE)

1. ASCE 7-2022 Minimum Design Loads for Buildings and Other Structures

C. American Society of Mechanical Engineers (ASME)

1. ASME BPVC-2025 Boiler and Pressure Vessel Code
2. ASME B16.5-2025 Pipe Flanges and Flanged Fittings – NPS ½ Through NPS 24 Metric/Inch Standard

D. ASTM International (ASTM)

1. ASTM A 108/A 108M-2024 Steel Bar, Carbon and Alloy, Cold-Finished
2. ASTM A 536-2024 Ductile Iron Castings
3. ASTM A 48/A 48M-2022 Gray Iron Castings
4. ASTM B 148-2024 Aluminum-Bronze Sand Castings
5. ASTM B 505/B 505M-2023 Copper Alloy Continuous Castings

E. American Water Works Association (AWWA)

1. AWWA C207-2023 Steel Pipe Flanges for Waterworks Service, Sizes 4 in. Through 144 in. (100 mm Through 3,600 mm)

F. American Welding Society (AWS)

1. AWS D1.1/D1.1M-2025 Structural Welding Code - Steel

G. Hydraulic Institute Standards (HI)

1. HI 9.1-9.5-2021 Pumps General Guidelines – for Materials, Sound Testing, and Decontamination
2. HI 9.6.1-2024 Rotodynamic Pumps - Guideline for NPSH Margin
3. HI 9.6.3-2024 Rotodynamic Pumps – Guideline for Operating Regions
4. HI 9.6.4-2022 Rotodynamic Pumps – for Vibration Measurements and Allowable Values
5. HI 9.8-2024 Rotodynamic Pumps - for Pump Intake Design
6. HI 14.1-14.2-2024 Rotodynamic Pumps - for Nomenclature and Definitions
7. HI 14.3-2024 Rotodynamic Pumps - for Design and Application
8. HI 14.4-2024 Rotodynamic Pumps - for Installation, Operation, and Maintenance
9. HI 14.6-2022 Rotodynamic Pumps - for Hydraulic Performance Acceptance Tests

H. International Electrotechnical Commission (IEC)

1. IEC 61800 Adjustable Speed Electrical Power Drive Systems

I. Institute of Electrical And Electronics Engineers (IEEE)

1. IEEE 43-2013 Recommended Practice for Testing Insulation Resistance of Rotating Machinery
2. IEEE 112-2017 Test Procedure for Polyphase Induction Motors and Generators
3. IEEE 519-2022 Harmonic Control in Electric Power Systems

J. International Standard Organization (ISO)

1. ISO 1940/1-2003 Mechanical Vibration

K. National Electrical Manufacturers Association (NEMA)

1. NEMA ICS 7-2020 Industrial Control and Systems: Adjustable Speed Drives
2. NEMA KS 1-2013 Heavy Enclosed and Dead-Front Switches (600 Volts Maximum)
3. NEMA MG 1-2024 Motors and Generators (Includes Errata 2012)
4. NEMA IS 10033-2020 (R2025) Adjustable Speed Drives

L. Underwriters Lab (UL)

1. UL 508-2024 UL Standard for Safety Industrial Control Equipment

M. National Fire Protection Association (NFPA)

1. NFPA 70-2023 National Electric Code

1.02 DEFINITIONS

A. Brinell hardness (BHN): A measure of the resistance to indentation of a material, as defined in ASTM E10.

B. NPSHa: Net Positive Suction Head Available.

C. NPSHr: Net Positive Suction Head Required.

D. Pumping Unit: Pump, motor, and baseplate.

E. RTD: Resistance Temperature Device.

F. TDH: Total Dynamic Head.

G. VFD: Variable Frequency Drive.

1.03 SYSTEM DESCRIPTION

A. Background:

1. The low ambient pump unit background is provided in the project Statement of Work (SOW).

B. Design Requirements:

1. Horizontal-shaft, split-case, single-stage, double-suction centrifugal type pump, complete with accessories, piping, anchor bolt assemblies, tools, and spare parts, suitable for direct connection through a flexible coupling to a horizontal induction motor.
2. Design and construct pump in accordance with these specifications and HI 14.1-14.4, 9.1-9.5, 9.6.1-9.6.4, 9.8, and 14.3.

3. Mount pump and motor on a common baseplate supplied by the pump manufacturer.
4. Weight of pumping unit rotating parts, including unbalanced hydraulic thrust of impeller, carried by the pump bearing.
5. Direction of rotation of the pumping unit, when facing the motor end of the pump, to be as listed in Table 33 12 73A – Performance Requirements.
6. Pumping unit to be suitable for indoor operation at elevation of 5,650-feet and with an ambient temperature of 104-degrees Fahrenheit.
7. Pump inlet and discharge flanges to be compatible with piping flanges and ASME B16.5.
8. Pump flange-to-flange distance not to exceed 54-inch.
9. Normal operating conditions:
   a. Starting of the unit will be controlled from pump's individual VFD.
10. Pumping unit shall be seismically restrained to meet ASCE 7 Chapter 13 – *Seismic Design Requirements for Nonstructural Components*. Calculations should take into account all forces and loads including seismic that the pumping unit will be subjected to.

C. Performance Requirements:

1. Refer to Table 33 12 73A - Performance Requirements.
2. Operation of the pump at rated total head, shown in Table 33 12 73A – Performance Requirements, to be within the preferred operating range (POR).
3. The efficiency of the pump when operating at rated total head shown in Table 33 12 73A - Performance Requirements not to be less than 80-percent for operating conditions.
4. Select pump with a head-capacity curve that has a continuously decreasing head with increasing capacity over the allowable operating range (AOR).
5. The pump minimum net positive suction head available (NPSHa) of approximately 33 feet shall exceed the pump net positive suction head required (NPSHr) for the pump by the amount of margin and margin ratio specified in HI 9.6.1.

Table 33 12 73A - Performance Requirements

Direction of Rotation*	Motor Capacity (HP)	Unit rated capacity at rated total head (gpm)	Rated total head (feet)
CW	100	4,500	60

* Viewed from driver side.

1.04 DELIVERABLE REQUIREMENTS

A. The following are requirements for the applicable deliverables listed in the Statement of Work (SOW).

B. Datasheets:

1. Pump

   a. Include commercial product data including manufacturer's name, type, model, size, dimensions, weights, and materials of construction for each component.

   b. Include total dynamic head versus flow curves, with head in feet and flow in gallons per minute (gpm). Power, efficiency, and net positive suction head required (NPSHr) are to be included on the same scale of flow, with power in horsepower and NPSHr in feet.

      1) Include multiple curves at varying rotational speeds, in rpm.

      2) Indicate POR and AOR on the pump curves, per HI 9.6.3.

   c. Include impeller diameter, speed, and percentage of best efficiency point (BEP) at the rated point.

   d. Include specific speed (Ns) and suction specific speed (Nss).

2. Motor

   a. Catalog data, including complete identifying data giving manufacturer's name, type, model, size and dimensions for:

      1) Electrical terminal boxes.

      2) Motor bearing temperature sensors and relays.

      3) Winding temperature elements/sensors.

   b. Assembly and sectional drawings with parts and materials lists, and component weights.

   c. Motor outline drawings including thrust bearings and dimensioned location of terminal boxes.

   d. Manufacturer's recommended tightening torques for the motor mounting bolts.

   e. Electrical, schematic, and wiring diagrams for motor and controls.

   f. Description of motor insulation.

   g. Idle (motor stopped) time required to cool from rated load temperature to ambient temperature. Running time, fully loaded, after two consecutive cold starts of motor before a third start may be initiated.

   h. Nameplate data.

   i. Factory motor test reports.

3. Variable Frequency Drive
    a. Manufacturer's Technical Data.
    b. Schematic diagram, wiring diagram, nameplate list, and bill of materials.
    c. Factory test report.
4. Fused Disconnect Switch
    a. Manufacturer's technical data.
5. Cable
    a. Manufacturer's technical data.

C. Installation Plan:
1. Install pump and motor on a common baseplate.
    a. In accordance with Drawing 40-D-6006.
2. Include manufacturer's recommended tightening torques for the baseplate anchor bolts and pump and motor mounting bolts.
3. Include leveling and grouting of the baseplate to the foundation.
4. Include detailed installation and alignment procedures, per HI 14.4.
5. Include detailed schematic and wiring diagrams for Fused Disconnect Switch, VFD, Motor and Emergency Stop Switch.

D. Field Test Plan:
1. Provide a detailed pumping unit field test plan.

E. Operations and Maintenance Manual:
1. Operation and maintenance instructions, per HI 14.4, including tools and accessories for assembly and disassembly of the pump and associated components.
    a. Include a maintenance schedule in tabular form.

F. Field Test Report:
1. Provide a report of tests which shall include:
    a. Drawing showing specific locations of vibration probes and bearing temperature sensors.
    b. Vibration analysis, noise level, shaft alignment and run-out measurements, pump and motor bearing temperatures, motor voltage and amperage, and motor stator temperature.
    c. Presentation of vibration data in a summary form and as a comparison with specification requirements for allowable vibration limit.
    d. Observations and equipment adjustments performed during testing.

e. Detailed discussion and summary of conclusions drawn from vibration, motor bearing and winding temperature, and motor voltage and amperage data that was recorded.

f. Detailed summary of test results of VFD operation and SCADA control of VFD remote operation.

1.05 DELIVERY, STORAGE, AND HANDLING

A. Prevent damage to pumping unit components and associated equipment during loading, transportation, unloading, and storage.

B. Repair damage to the pumping unit and associated equipment as directed if, in the opinion of the Government, a satisfactory repair can be made; otherwise replace damaged pumping unit components and associated equipment.

C. Protect from corrosion, deformation and other types of damage.

1.06 QUALIFICATIONS

A. Pump Manufacturer Qualifications:

1. Provide documentation of similar pumping unit designed and manufactured with five (5) years of successful operation.
2. Provide the following information:
   a. Manufacturing location city and state.
   b. Customer names, addresses, telephone numbers, and names of projects.
   c. Application type for each pumping unit.
   d. Pump capacity, total head, rotational speed, impeller size, and working fluid.

B. Welding Qualifications:

1. Welding procedures, welders, and welding operators:
   a. ASME BPVC Section IX, or,
   b. AWS D1.1, or,
   c. equivalent.

C. Pump and Motor Manufacturer Erection Engineer Qualifications:

1. Pump and motor erection engineer can be one and the same.
2. Minimum five (5) years of experience in the erection of pumping equipment, specifically pumps and motors, of similar size and type.
3. Provide a project list of recent related projects that the erection engineer was directly involved in.

D. Millwright Qualifications:

1. Millwright qualifications to include a minimum five (5) years of experience installing rotating pumping equipment of similar scope and size.
2. Provide name, experience, and formal education of primary tradesman and assistants who will be performing the work.
3. Provide a project list of recent millwright related projects that the primary tradesman was directly involved in.
4. Provide a complete list of available precision levels and laser alignment tools used to perform work.

E. Electrician Qualifications:

1. Electrician qualifications to include a minimum of three (3) years of documented experience installing low voltage, as defined by NFPA 70, equipment of similar scope and size.
2. Journeyman electrician license with current completion of OSHA 10/30-hour training and NFPA 70 training.

F. Controls Technician Qualifications:

1. Controls technician qualifications to include minimum of five (5) years of documented experience with:
   a. Crimson software, Red Lion PID Modules and protocols as well as Gateway/Converter knowledge.
   b. VFD commissioning and motor setup to include drive start-up, communications configuration and integration of PLC-PID modules.

1.07 EXTRA MATERIALS

A. Spare Parts:

1. Provide spare parts that are “new” and not refurbished and properly packaged for long-term storage.
2. Furnish spare parts that are interchangeable with and of the same materials and workmanship as corresponding original pump and motor parts.
3. Clearly mark or tag each part to identify size and type of pumping unit it is intended. Specifically identify with part unit number and specific part number.
4. Furnish the one set of the following spare parts for each different size pumping unit:
   a. Gaskets, seals, as applicable.
   b. Packing.

B. Special Tools:

1. Furnish one set of special tools required for assembly and disassembly of the pumping unit (pump and motor) and other appurtenances and accessories that may be required for assembling, installing, aligning, or dismantling part of the pump and to make the unit complete and ready for operation. (Special tools are considered to be those tools, which because of their limited use, are not normally available but which are necessary for the particular equipment.)
2. Furnish tools of high-grade, forged alloy, tool steel.
3. Furnish major parts of the pump with eyebolts, lugs, or lifting devices (i.e., lifting beam) to facilitate handling with a mobile crane. Lifting equipment to comply with performance standards.

PART 2 PRODUCTS

2.01 EPOXY GROUT

A. Three part flowable epoxy grout; resin, hardener, and aggregate filler:

1. CHOCKFAST RED manufactured by ITW Performance Polymers, 130 Commerce Drive, Montgomery PA; or equal, having the following essential characteristics:
   a. ASTM C579 Compressive Strength: Minimum of 15,000 psi.
   b. ASTM C579 Compressive Modulus: 2,000,000 psi.
   c. ASTM D696 Coefficient of Linear Thermal Expansion:
      1) 11.2 x 10-6 degrees F.
   d. ASTM C580 Flexural Strength: Minimum 4,000 psi.
   e. ASTM D638 Tensile Strength: Minimum 1,800 psi.
   f. Service temperature: Up to 140 degrees F.
   g. Pot life: Approximately 3 hours at 70 degrees F.
   h. Shelf life: 2 years in dry storage.

B. Aggregate filler as recommended by manufacturer.

2.02 NAMEPLATES

A. General:

1. Black lettering.
2. Provide holes in each corner with screws for attachment to equipment.

B. Motor Nameplate Requirements:

1. Provide new nameplate to include the following information, at a minimum:
   a. Contractor Name and Logo

b. Installed Year

c. Model Number

d. Serial Number

e. Frame Size

f. Horsepower

g. Voltage, Amperage, Frequency (Hertz)

h. Number of Poles

i. Service Factor

j. Number of Phases

k. Speed (rotations per minute)

C. Pump Nameplate Requirements:

1. Provide new nameplate to include the following information, at a minimum:

a. Contractor Name and Logo

b. Installed Year

c. Model Number

d. Serial Number

e. Design TDH (feet)

f. Design Capacity (gpm)

g. Impeller Diameter (inches)

h. Speed (rpm)

D. VFD Nameplate Requirements:

1. Provide new nameplate to include the following information, at a minimum:

a. Contractor Name and Logo

b. Installed Year

c. Model Number

d. Serial Number

e. Input Voltage, Current, Frequency

f. Output Voltage, Current, Frequency

g. Rated Motor HP

h. Overload Capacity

2.03 HORIZONTAL CENTRIFUGAL PUMPING UNITS

A. Pump:

1. Casing:

   a. Provide cast iron or ductile iron casing construction.

   b. Double suction type.

   c. Design to produce smooth flow with gradual changes in velocity.

   d. Split on the horizontal centerline, with suction and discharge connections cast integral with the lower half.

   e. Suction and discharge connections to be faced and drilled to conform to AWWA C207.

   f. Design for easy removal of impeller and bearings.

   g. Provide with casing wearing ring of aluminum bronze material. Brinell hardness to be at least 100 BHN less than the impeller Brinell hardness.

   h. Provide suitable drilled and tapped holes for air release valve and drain connections.

      1) Provide a standard NPT tapped hole at top of casing for installation of an air release valve.

      2) Locate drains such that the casing can be completely unwatered.

   i. Casing construction to permit pump to be readily assembled and dismantled.

   j. Inspect castings thoroughly. Ensure that surfaces of vanes used to direct water flow through the suction case and pump bowl are as smooth as practicable and free of blow holes, chilled areas, slag, or foreign matter. Repair or reject defective castings.

2. Impeller:

   a. Enclosed type and made in one piece entirely of stainless-steel material with integral wear ring surfaces.

   b. Securely fastened to shaft in such a manner as to make it readily removable.

   c. Wearing rings shrink-fit to the impeller, utilizing an interference fit of 0.0005-inch per inch of ring inside diameter.

   d. Radial clearances between rotating and stationary wearing rings to be as small as possible consistent with safe operation and with the clearances required in the pump guide bearings.

   e. Hand-finish impeller water passages to remove rough spots and excessive irregularities.

f. Statically and dynamically balance rotating parts to prevent whipping and vibration throughout operating range from shutoff head to run out.

g. Balance in accordance with ISO-1940/1-(E) to a balance quality grade of at least G6.3.

1) Balance to pump manufacturer's quality control standards provided the residual imbalance during operational field testing performed after installation at the job site does not exceed 1/2 the vibration limit established by HI 9.6.4.

h. Inspect castings thoroughly. Ensure that surfaces of hub and blades are as smooth as practicable and free of blow holes, chilled areas, slag, or foreign matter. Repair or reject defective castings.

3. Shaft:

a. Provide stainless-steel shaft construction.

b. Provide a shaft of sufficient size to operate without objectionable distortion or vibration at maximum speed in both the forward and reverse directions.

1) Size shaft to prevent torsional and flexural deflection which could cause whipping and vibration under condition.

2) Shaft first critical speed to be at least 125-percent of operating speed.

c. Provide with removable and renewable shaft sleeves where it passes through the stuffing boxes and water passages.

1) Gasketed to prevent water being pumped from contacting shaft.

2) Secured in place for both directions of pump rotation.

3) Made of stainless steel.

d. Provide water deflectors on shaft to prevent water from passing along shaft and entering pump bearings.

4. Packing Gland:

a. Suitable for the appropriate packing material and amount of packing rings necessary.

b. Appropriately sized for the shaft and any interfacing components.

c. Temperature rise, expected with extended operation, in the packing and shaft to not exceed an amount that would cause damage to components.

d. Design leakage rate to be between a steady drip and small stream.

5. Coupling and Guard:

a. Connect pump and motor shafts with a metal gear-type or disc-type, flexible coupling to compensate for parallel offset and angular misalignment.

b. Flexible coupling to be the heavy-duty type sized for 1.5 times the motor horsepower nameplate rating.

c. Provide an all-metal OSHA-approved coupling guard that is removable and supported from the baseplate with stainless steel bolts and nuts.

6. Pump Bearings:

a. Support pump shaft by two bearings of suitable design with one located on each side of the impeller.

b. Removable in the field without damage to the bearings or shaft.

1) Bearings requiring application of heat for removal not acceptable.

2) Provide detailed procedure for removal of bearings in installation, operation, and maintenance instructions.

c. One bearing to be of the thrust type designed to carry the unbalanced hydraulic thrust the pump might develop.

d. Bearings to be grease-lubricated, ball- or roller-bearing type.

e. Connections for grease-lubricated bearings to be button-head type.

f. Bearings to not require external cooling.

g. Design bearings for minimum L_{10} life of 5 years in accordance with ABMA 9 or 11.

h. Provide neoprene seals with the bearings to prevent loss of lubrication and entrance of moisture and dirt.

1) Labyrinth seals not acceptable.

7. Baseplate:

a. Designed to accommodate the anchorage design according to Drawing 40-D-6006.

b. Provide pumping unit with a structural steel baseplate supplied by the pump manufacturer.

c. Mount pump and motor on a common baseplate with separate mounting plates attached to baseplate for the pump and the motor.

d. Provide with suitable lifting lugs properly located to maintain a balanced load when handling the pump.

e. Sufficient size and rigidity to maintain the pump and motor in proper alignment and position without the benefit of epoxy grout, when subjected to the stresses imposed by normal operation, when pump dead headed, or during reverse flow following emergency shutdown.

f. Machine contact surfaces between the pump and mounting plate on the baseplate and between the motor and mounting plate on the baseplate to within 0.002-inch of true flat, level to 0.002-inch per linear foot.

1) No welding after final machining.

g. Transmit the loads from the baseplate to the concrete structure.

h. Provide with standard NPT threaded drain connections and grout holes.

i. Shaft offset and angularity between the pump and motor not to exceed coupling manufacturers' recommendations.

2.04 MOTOR

A. Type: Horizontal, induction squirrel-cage designed for duties specified.

B. Nameplate Ratings:

1. Voltage: 480, 3-phase, 60-hertz.
2. Duty: Continuous.
   a. Capable of continuous operation under full load across the VFDs operational speed range.
3. Service factor: 1.15 minimum.
4. RPM: Motor speed shall meet pump speed requirement.

C. Service Conditions:

1. See Section 1.03, B, 6.

D. Enclosure: Totally-enclosed, fan cooled (TEFC).

E. Horsepower Rating: Sufficient to carry continuously the maximum possible pump load developed under specified conditions without benefit of service factor. Horsepower rating to meet Table 33 12 73A listed application values.

F. Temperature Rise:

1. Armature winding: Not to exceed 105 degrees Celsius when measured by resistance.
2. Other motor parts: In accordance with NEMA MG 1.

G. Starting Method: The motor shall be started and controlled via a Variable Frequency Drive (VFD).

H. Starting Capability:

1. Number of starts: Two starts in succession (coasting to rest between starts) with motor initially at ambient temperature or one start with motor initially at a temperature not exceeding its rated load operating temperature.
2. Estimated maximum number of starts per day: 8.

I. Nameplate Marking: As listed in NEMA MG 1 for alternating-current polyphase squirrel-cage motors.

J. Stator:

1. Stranded copper conductors.
2. Insulation: Class F.
3. Coils completely sealed and moisture-tight.
4. Winding configuration: Manufacturer's standard wye.
5. Completed winding subjected to two vacuum pressure impregnations in a solventless epoxy resin.

K. Rotor: Squirrel-cage windings of suitable impedance for starting under specified conditions.

L. Bearings:

1. Motor shall be equipped with premium-quality deep groove ball bearings suitable for continuous-duty operation.
2. To mitigate VFD-induced bearing currents:
   a. The non-drive end bearing shall be electronically insulated (ceramic-coated or hybrid ceramic).
   b. The drive end shall include a shaft grounding ring.
3. Bearing shall be greaseable with Zerk fittings.

M. Indicating and Protective Devices:

1. Resistance Temperature Detector (RTD): 100 ohm, platinum, 3-wire.
2. Location:
   a. Two (2) RTDs per phase, located in stator slots between coil sides.
   b. One (1) RTD for each motor bearing.
3. Provide oil sight glass for oil lubricated bearings.

N. Main Lead Terminal Box:

1. Size: Oversized and suitable for terminating main leads with stress cones.
2. Provide clamp-type ground lug suitable for connecting conductor shields inside terminal box.
3. Manufacturer's standard cover with gasket.
4. NEMA 4X rated.

O. Low-Voltage Terminal Box:

1. Size: Suitable for terminating leads from indicating and protective devices, and motor accessories.

2. Provide terminal blocks for terminating indicating and protective devices, and motor accessories.
3. Manufacturer's standard cover with gasket.
4. Provide with back panel for mounting terminal blocks.
5. NEMA 4X rated.

P. Accessories:

1. Grounding Provisions: Provide pad with drilled and tapped bolt holes on motor enclosure. Pad to be machined flat and left unpainted.
2. Provide means for lifting the entire pumping unit and/or individual components. This will entail below-the-hook devices required to lift these components. Lifting eyes attached to motor housing that are suitable for attaching slings for lifting with a crane. Lifting hooks or similar devices are not acceptable.
3. Wire Markers:
   a. Type: Machine-printable, self-laminating label or tubular heat-shrink sleeve label.
   b. Color: White.

2.05 VARIABLE FREQUENCY DRIVE (VFD)

A. Ratings:

B. VFD model or equal: Galt Electric G540-03050UL-03 Series Normal Duty.

1. Derate for operating elevation listed in Section 1.03, B, 6.
   a. Rated for operating 100 HP Motor.
   b. Voltage: 480V, 3-phase.
2. Provide suitable NEMA-rated control cabinet.

C. Standards:

1. Conform to IEC 61800, IEEE 519, NEMA IS 10033 and NFPA 70.
2. UL 508 Listed.

D. Functionality:

1. Start-up assistant.
2. Variable speed control with adjustable acceleration and deceleration ramps with up to seven preset speeds.
3. Automatic reset after power loss or fault.
4. Motor parameter tuning (auto-tune or manual entry).
5. PID Sleep function.

E. Operator Control Panel:

1. Graphical Display, keypad with keys for Hand, Off, and Auto.
2. Start/Stop Control.
3. Speed reference adjustment (via keypad).
4. Real-time display of:
   a. Output Frequency (Hz).
   b. Output voltage and current.
   c. Motor status (running, stopped, faulted).
   d. Fault and alarm codes.
5. Navigation buttons for parameter access and configuration.
6. Password protection for parameter changes.

F. Motor Protection Functions:

1. Overload protection (I^2t-based).
2. Overtemperature protection via:
   a. Motor RTD inputs.
3. Phase loss and imbalance detection.
4. Ground fault protection.
5. Short circuit protection.
6. Overvoltage and undervoltage protection.
7. Current limit and torque limit functions.
8. Stall protection.

G. Input/Output and Integration:

1. 6 Digital Inputs 12 to 24VDC.
2. 3 form C relay contact digital outputs.
3. 2 Analog inputs, selectable from 0-10V or 0/4-20mA.
4. 2 Analog Outputs 0/4-20mA.

2.06 FUSED DISCONNECT SWITCH

A. Rated for 100 HP Motors:

1. Max current: 300A.
2. Fuse size and type: 225A Dual Element

B. Requirements:

1. Flange-mounted fused, 3-pole, single-throw.
2. 480V.
3. Type HD (Heavy Duty).
4. Conform to NEMA KS 1.
5. Enclosure Type NEMA 4.
6. Lockable in open position.
7. Clearly labeled with motor and VFD identification.

2.07 EMERGENCY STOP (E-STOP) SWITCH

A. Mushroom-head, maintained-contact type (push-to-stop, twist-to-release).

B. Wired to the VFDs digital input configured for Safe Torque Off (STO) of Fault trip.

C. Enclosure type NEMA 4.

D. Labeled “Emergency Stop – Pump Motor”.

2.08 BREAKER AND CONDUCTOR RECONFIGURATION

A. 100 HP VFD and Motor:

1. Minimum Conductor Size Upstream of VFD: 2/0 AWG XHHW-2.
2. Minimum Conductor Size Downstream of VFD: 2/0 AWG XHHW-2, Shielded.
3. Minimum Ground Conductor Size: 6 AWG XHHW-2, insulation color or marked ground in accordance with NFPA 70.
4. Minimum Conduit Size: 2-1/2 inch Rigid Metal Conduit (RMC).

B. Emergency Stop:

1. Minimum Conductor Size: 14 AWG, shielded.
2. Minimum Conduit Size: 1/2-inch Rigid Metal Conduit (RMC).

2.09 CONTRACTOR SOURCE QUALITY TESTING

A. Motor Shop Test:

1. To be performed prior to pump shop assembly and testing.
2. Assemble and test motor at the manufacturer’s shop to establish that performance requirements of these specifications and warranties under this contract have been fulfilled.
3. Perform manufacturer’s routine factory tests and the following routine tests required by Part 20 of NEMA MG 1.
   a. Measurement of winding resistance.

b. No-load motoring readings of current, power, and nominal speed at rated voltage and frequency.

c. Alternating-current (AC) high-potential test. A direct-current (DC) high-potential test is not acceptable.

4. Perform tests in accordance with requirements of NEMA MG1 and IEEE 112.

B. Pumping Unit Shop Assembly and Test Requirements:

1. Assemble mating parts of pumping unit (pump and motor). Match-mark pump components before disassembly for shipment, unless shipped assembled, to ensure correct field assembly.

2. Prepare and submit certified pump performance curves showing overall efficiency, pump efficiency, horsepower input to the pump, and pump discharge at heads from the minimum head, specified in Table 33 12 73A - Performance Requirements, to pump shutoff head. Present test data at full-speed rating.

a. Pump certified performance curves to meet HI 14.6 and a 1U acceptance grade.

3. Perform test with job pump and motor.

4. Government to witness pump test. Give a 30-day notice to the Government before the pump and motor are ready to be tested.

5. Certified hydrostatic test reports, per HI 14.6 and as modified herein:

a. Parts to be pressure tested at a minimum of 1.5 times the shutoff head pressure.

6. Perform baseplate deflection analyses in accordance with HI 9.6.8.

7. Perform thermal growth analyses of the pump and motor shafts.

2.10 WITNESS INSPECTION POINT (HOLD POINT)

A. Provide 30-day notice before the start of the witness point milestone for Government technical engineers or Government representative to verify:

1. Hydrostatic pressure testing.

2. Motor shop test.

3. Pumping unit shop assembly and test.

B. Inspections to be conducted at a location that is approved for travel by the Department of State (www.travel.state.gov), without additional protective services or safety requirements.

1. Provide necessary equipment and tools to perform an adequate inspection of the runner and associated equipment.

2. If the inspection location does not meet these requirements, relocate the components/equipment within the United States, for inspection.

3. This relocation will be at the expense of the Contractor.

2.11 ACCESSORIES

A. Lubricating Grease:

1. In accordance with pump and motor manufacturer's recommendations.

PART 3 EXECUTION

3.01 PUMP AND MOTOR MANUFACTURER'S ERECTION ENGINEER

A. No work is to be performed on pump or motor without applicable Manufacturer's Erection Engineer being on-site to direct/oversee the work.

B. Manufacturer's qualified erection engineer to provide technical assistance to the Contractor during installation of the equipment. Applicable Manufacturer's Erection Engineer is required to be on-site, at minimum, for the following operations, for each pumping unit:

1. Setting of pump and motor to baseplate.
2. Installation of the pump.
3. Installation of motor.
4. Installation of baseplate, anchorage, and grouting.
5. Coupling and alignment of the pumping unit.
6. Functional and operational testing.

3.02 FIELD WITNESS INSPECTION POINT (HOLD POINT)

A. Provide 7-day notice before the start of the witness point milestone for Government technical engineers or Government representative to verify:

1. Installation of baseplate and anchorage prior to grouting, verifying pump alignment with piping.
2. Setting of the pump and motor to the baseplate.
3. Alignment of the pumping unit.
4. Functional and operational testing.

3.03 EPOXY GROUT INSTALLATION

A. Mix and install grout in accordance with manufacturer's instructions to fill space to be grouted:

1. Concrete shall be a minimum of 28 days old.
2. Clean and roughen concrete surfaces.

3. Remove dirt, dust, oil, grease, debris, paint, curing compounds, sealers, and unsound concrete.
4. Mechanically prepare concrete surfaces in accordance with manufacturer's instructions to give surface profile of a minimum of 1/8 inch and expose coarse aggregate of concrete.
5. Concrete shall have an open surface texture.

B. Placement:

1. Place grout at air temperature recommended by manufacturer.
2. Bring materials to be epoxied as close to 70 degrees F as possible.
3. Do not place grout over frozen concrete.
4. Hold grout in place with forms. Prepare forms to prevent sticking of grout.
5. Minimum 3/4-inch by 3/4-inch, 45-degree chamfer.
6. Mix grout components in accordance with manufacturer's instructions and technical data sheet.
7. Place grout in accordance with manufacturer's instructions.
8. Finish surface of grout in accordance with manufacturer's instructions.
9. Smooth sharp edges.

C. Protection:

1. Protect placed grout from damage during construction.
2. Maintain grout at 50 degrees F or greater for 72 hours, minimum, after placement unless otherwise recommended by manufacturer:
   a. After protection period, discontinue protection against cold weather such that the drop in temperature of the grout will be gradual and will not exceed 5 degrees F per hour and 40 degrees F in 24 hours.
3. The more stringent of grout manufacturer's recommendation or this section shall apply.
4. Initial Loading:
   a. Do not apply loads to epoxy grout sooner than 72 hours after placement:
      1) Apply load after epoxy grout has attained a compressive strength of 3,000 psi, minimum.
   b. Time required for epoxy grout used to attain this strength will be determined by COR.
   c. Take care when applying loads on hardened epoxy grout.
   d. Contractor shall be responsible for damage resulting from impact loads when positioning equipment or metalwork.

D. Protect from movement until grout has fully cured.

3.04 EQUIPMENT INSTALLATION

A. Service each pumping unit before installing.

1. Servicing consists of complete lubricating, adjusting, and cleaning of the unit.
2. Lubricating grease furnished by the Contractor in accordance with the pump and the motor manufacturers' recommendations.

B. Responsible for correct assembly and alignment of parts of each pumping unit.

C. Install pumping units in accordance with pump and motor manufacture's recommendations except as modified herein.

1. Install Pumping Unit in accordance with Drawing 40-D-6006. Anchor into existing foundation.

D. Apply a suitable lubricant to the pump baseplate leveling screws and pump baseplate anchor bolts to prevent bolt threads from seizing to the epoxy grout.

E. After servicing, installation of the pumping unit to be done by a qualified millwright, under the supervision of the Manufacturer's Erection Engineer, and in accordance with HI 14.1 - 14.4 and manufacturer's installation instructions.

F. Tighten baseplate anchor bolts, pump mounting bolts, and motor mounting bolts to manufacturer's recommended torque, prior to beginning the field tests on each unit. At the conclusion of the field tests on each unit, re-check the respective bolt torques. If the bolts are insufficiently torqued, the Government may direct the tests be conducted again, at no additional cost to the Government.

G. Carefully handle equipment so that no part will be bent, broken, or otherwise damaged.

1. Repair damage caused by the Contractor, by and at the expense of the Contractor, as directed and approved by the Government.
2. Do not install damaged or defective parts.

H. Couplings and Flanges:

1. Thoroughly clean dirt and burrs from couplings, flange faces, and machined surfaces before connection to ensure tight fit and true alignment.
2. Coat finished surfaces of flanged joints with joint compound before bolting.
3. Tighten flange bolts several times at intervals until the initial stretch is taken up and it is positively ensured that there will be no leakage.

I. Baseplate and Pump/Motor Installation:

1. Remove pump and motor from baseplate before beginning baseplate installation.

2. Thoroughly clean the baseplate before installation to remove paint, dirt, rust, and other foreign matter.
3. Level and set the elevation of the baseplate by means of leveling bolts to within 0.002-inch per linear foot under each working component of the unit (0.002-inch per linear foot under the pump and 0.002-inch per linear foot under the motor).
4. Install baseplate assembly so that mating surfaces of the pump feet and motor feet to the mounting plates have 100-percent contact. No shims, wedges, or lead washers allowed.
5. Set pump on mounting plate of baseplate and align the pump and connect to the suction and discharge piping. Check baseplate level again as required.
6. Final installation of the pump to be at the elevation and position that lines up the suction and discharge piping with the pump and shall account for the offset between the centerline of the suction and discharge connections on the pump and respective connections on the intake and discharge manifolds.
7. Set motor on mounting plate of baseplate and align pump and motor. Secure baseplate by tightening the upper nuts on the embedded anchor bolts evenly and using the leveling bolts.
    a. Perform alignment using dial indicators or laser alignment to check both parallel and angular misalignments.
    b. Maximum allowable total angular run-out, with indicating point approximately 12 inches apart, is 0.003-inch.
    c. Maximum allowable total indicated parallel run-out is 0.004-inch.
8. Grout baseplate in place using approved epoxy grout.
9. Perform grout placement in a manner to ensure 100-percent contact between the baseplate and the concrete pad.
10. After epoxy grout has set, fully tighten upper nuts on the embedded anchor bolts and recheck alignment of the pump and motor.
    a. Take corrective measures, as required, until alignment and leveling tolerances meet specification requirements.
11. Fully tighten nuts on embedded anchor bolts to manufacturer's recommended torque value.
12. Check level of baseplate and piping alignment after grouting and tightening nuts. Install the motor and align the motor shaft to the pump shaft.
13. After final alignment, dowel pump and motor to their respective mounting plates on the common baseplate.
14. Turn motor shaft and pump shaft by hand to ensure free rotation in their bearings.
15. After determining correct direction of rotation, connect water piping and make electrical connections.

16. Connect pump shaft and motor shaft and make necessary adjustments in accordance with manufacturer's instructions after electrical connections have been made and correct direction of rotation has been determined.

17. After installing completely, service each pumping unit.

    a. Completely lubricate, adjust, and clean each unit.

    b. Check lubricating devices for correct operation before thoroughly lubricating unit.

    c. Lubricating grease to be furnished by the Contractor in accordance with the pump and motor manufacturers' recommendations.

J. Electrical Equipment:

1. Contractor shall install the new VFD, fused disconnect switches, and emergency stops devices in accordance with the following requirements.

2. Remove existing disconnect, control system, and cable to motor. If conduit meets minimum size in section 2.08, A, 4, it may be reused, otherwise remove and replace conduit with section size requirement.

3. New VFD shall be installed in same physical location as previously removed VFD.

    a. Mounting shall be secure and compliant with manufacture recommendations.

    b. All terminations shall be clearly labeled and torqued to specifications.

4. New Emergency Stops shall be installed near where motor is located and a second on upper platform.

    a. E-Stops shall be wired to the VFDs configured to initiate motor stop per VFD manufacturer instructions.

5. Fused disconnect switch shall be installed in same location as the previous disconnect switch was installed.

6. Complete section 3.05L prior to making final connections to motor.

7. Contractor shall furnish and install all conduit and conductors meeting minimum specification in section 2.08A from:

    a. Fused disconnect load side to the VFD.

    b. On line side of fused disconnect utilizing UL approved stacked lugs ensure blower motor disconnect conductors are connected.

    c. VFD to the motor.

    d. E-Stop to the VFD control terminals.

    e. Reuse existing conduit from VFD to upper control panel.

8. Terminate armature leads and external motor cables. Make terminations in accordance with manufacturer's instructions and recommendations.

9. Terminate leads for motor accessories and external control cables. Make terminations in accordance with manufacturer's instructions and recommendations.
10. All wiring shall be installed in accordance with NFPA 70 and local code requirements.
11. Install fuses meeting minimum size in section 2.06A, 2 into fused disconnect.
12. Configure new VFD to operate motor over complete range. RTD input and monitoring alarms for VFD shall also be configured. VFD and motor will be left in fully functional state.
13. Integrate new VFDs control panel for start/stop and speed control.
14. Contractor shall coordinate with Government personnel to ensure proper handoff and readiness for final connection.

3.05 SERVICING AND FIELD TESTING

A. Coordinate operational field testing procedures with Government.

B. Before performing operational field tests, completely lubricate, adjust, and clean the pumping unit.

C. Furnish lubricating devices in accordance with the pump and motor manufacturers' recommendations.

1. Check lubricating devices for correct operation before thoroughly lubricating unit.

D. If necessary, furnish and install temporary instruments, gauges, recording and sensing devices, and special brackets required for the operational field tests.

E. Clean up the testing area before and after each test.

F. Schedule construction work so that these tests can be conducted.

G. Have the necessary craftsman available to make necessary changes (either temporary or permanent).

H. Responsible for operating the unit, recording the data, and enforcing safety procedures.

I. Schedule, conduct, and coordinate tests required to be witnessed by the Government.

J. Perform tests under the direction/oversight of the Manufacturer's Erection Engineer, and in accordance with HI 14.6 and manufacturer's operational field testing procedures.

K. Clean internal surfaces of system components to ensure the effective removal of contaminants. Remove loose solid contaminants. Remove rust from all surfaces. Furnish materials, supplies, labor and equipment for cleaning the system components.

L. Before making electrical connections and energizing the motor, perform the following checks and tests:

1. Successfully test all motor control, monitoring, and protective circuits.
2. Insulation resistance test in accordance with IEEE 43.
3. AC high-potential test in accordance with NEMA MG 1 and IEEE 112.
   a. A DC high-potential test is not acceptable.
   b. If motor fails test, correct in accordance with manufacturer's recommendations.

M. Perform VFD start-up per manufacturer's instructions.

1. Perform stepped ramping of VFD in accordance with 3.05N verifying that VFD speed and motor operation with no overload.
2. Perform stepped ramping of VFD from SCADA system to ensure operation and control.

N. Perform an operating test on pumping unit under load to determine that the unit is correctly installed and meet the flow requirements.

1. Supply all testing equipment.
2. Test conducted by the Contractor and witnessed by the Government for pumping unit.
3. During the test, observe pumping unit operation and record noise level, vibration analysis, shaft alignment and run-out measurements, pump and motor bearing temperatures, motor voltage and amperage, and motor stator temperature.
   a. Vibration analysis to be full spectrum analysis using a monitor that records and prints analysis results.
      1) Vibration levels not to exceed 1/2 the acceptable field vibration limits established by HI 9.6.4.
4. Without additional cost to the Government, Contractor shall make changes and correct errors for which the Contractor is responsible.

END OF SECTION

Released

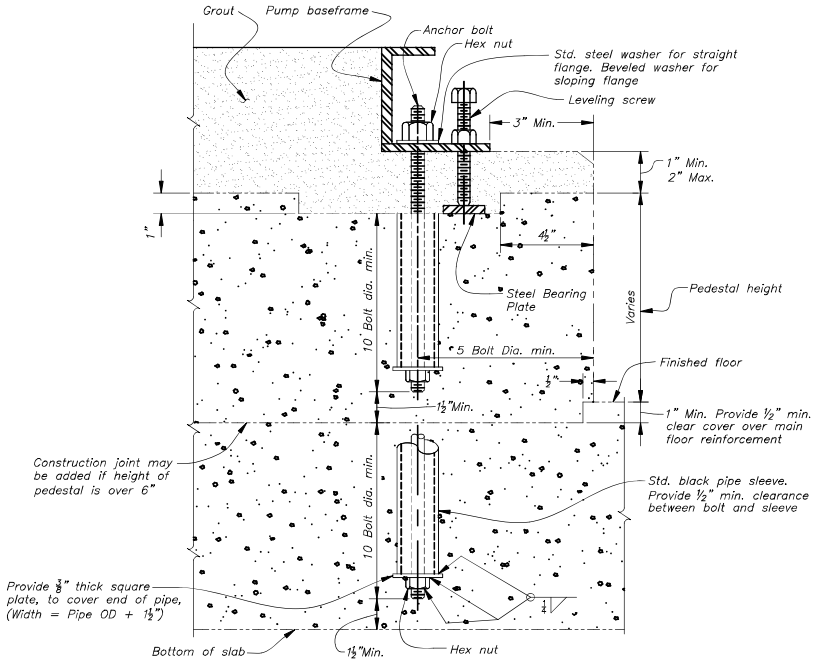

HORIZONTAL UNIT
(PUMP MOUNTED ON PEDESTAL)

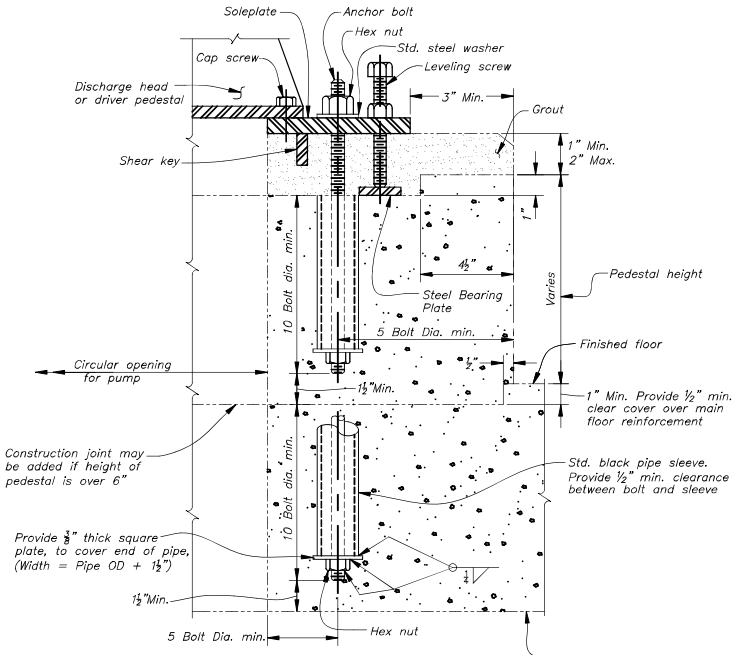

VERTICAL UNIT
(PUMP MOUNTED ON PEDESTAL)

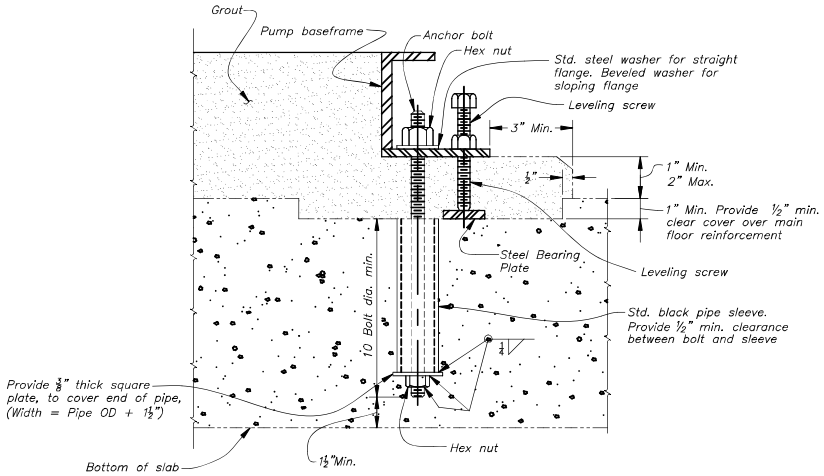

HORIZONTAL UNIT
(PUMP MOUNTED IN RECESS)

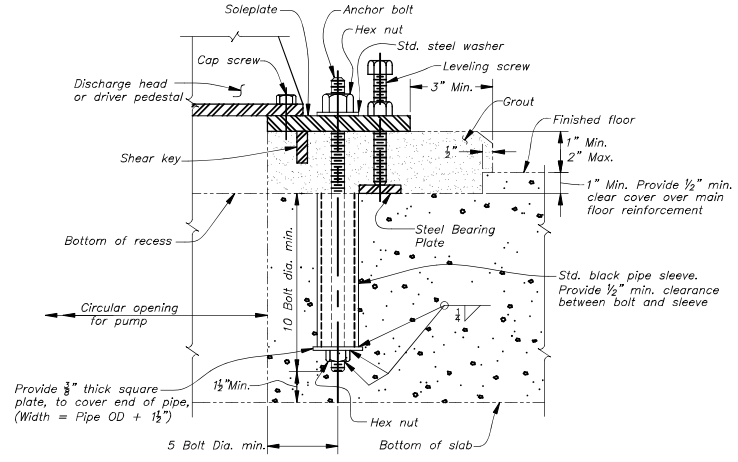

VERTICAL UNIT
(PUMP MOUNTED IN RECESS)

NOTES

1. Pumps may be mounted on pedestals or in recesses depending on final dimensions supplied by pump manufacturer.
2. Coat threads of leveling screws with a bond breaking compound to prevent grout adherence.
3. Isolate anchor bolt above square plate from grout preventing adherence and preventing embedment of anchor bolt surface in grout. Isolation to allow tensioning of anchor bolt throughout anchor's entire length.
4. Prepare concrete and soleplate or baseframe in accordance with grout manufactures recommendations
5. Remove leveling screws after grout has cured and tension anchors.
6. Fill and seal leveling screw holes to prevent ingress of moisture after removing leveling screws.
7. Dimension of anchor bolts shall conform to the pump manufacturers' requirements.
8. Mountings and notes shown hereon for pumps apply equally to horizontal turbines.

REV NO 4	2019-04-29 D McCann, Alan M.P.E.	REMOVED HEX LEVELING NUT AND ADDED LEVELING SCREW
REV NO 3	2006-08-15 D - D.W.K.	REDRAWN AND UPDATED IN AUTOCAD
REV NO 2	1984-09-10 D - D.M.D	ADDED NOTE REGARDING HORIZONTAL TURBINES
REV NO 1	1967-07-03 D - J.P.C.	GROUT CHANGES TO GROUTING MORTAR.

THIS DRAWING SUPERSEDES DWG. 40-D-5364 AND 5641

ALWAYS THINK SAFETY

UNITED STATES
DEPARTMENT OF THE INTERIOR
BUREAU OF RECLAMATION

STANDARD DESIGN

PUMP MOUNTING

HORIZONTAL AND VERTICAL UNITS

DRAWN C.H.T. SUBMITTED EDWIN ROSE
TRACED J.J.P. RECOMMENDED H. A. A.
CHECKED T.B. APPROVED K. B. KEENER
CHIEF ENGINEER

CADD SYSTEM AutoCAD Rel. 20.0s	CADD FILENAME 40D6006 R4 EPOXY.DWG	DATE AND TIME PLOTTED OCTOBER 25, 2017 12:35
DENVER, COLORADO	AUG. 10, 1964	40-D-6006

Company Name	Unique Entity ID	Point of Contact

Continuation of SECTION B –SUPPLIES AND PRICES / COSTS				
CLIN	**Item**	**Unit Price**	**Qty**	**Item Total**
10	Removal & Disposal		**1**	
20	Furnish Pumping Unit		**1**	
30	Furnish VFD		**1**	
40	Installation of Equipment		**1**	
			CLIN Schedule Total:	

Vendor Confirms- Each Quoted item meets all the stated specification requirements:	
Vendor Confirms - Product Description are included – Technical cut sheets, brochures, and product specs.	
Vendor Confirms - Delivery Lead & Installation Time is included in their quotation.	

*** Please note, all costs including labor, parts, taxes, shipping, etc. should be included. This sheet is provided as a reference page for company contact and pricing information only and shall be used in conjunction with an official quotation package generated by your company. ***

Clauses

Applicable Provisions and Clauses:

The following provisions and clauses are applicable to this acquisition and are incorporated by reference. The full text can be found at www.acquisition.gov.

- **Required Provisions:**
  - **FAR 52.212-1, Instructions to Offerors—Commercial Products and Commercial Services.**
  - **FAR 52.212-2, Evaluation—Commercial Products and Commercial Services.**
  - **FAR 52.204-7, System for Award Management—Registration.**
- **Required Clauses:**
  - **FAR 52.212-4, Contract Terms and Conditions—Commercial Products and Commercial Services.**
  - **FAR 52.212-5, Contract Terms and Conditions Required to Implement Statutes or Executive Orders—Commercial Products and Commercial Services.**

FAR 52.212-4 Terms and Conditions—Commercial Products and Commercial Services (RFO DEVIATION MAR 2026).

---Addendum to 52.212-4---

DIAR 1452.237-70 INFORMATION COLLECTION - DEPARTMENT OF THE INTERIOR (JUL 1996)

DIAR 1452.201-70 AUTHORITIES AND DELEGATIONS (SEP 2011)

(a) The Contracting Officer is the only individual authorized to enter into or terminate this contract, modify any term or condition of this contract, waive any requirement of this contract, or accept nonconforming work.

(b) The Contracting Officer will designate a Contracting Officer's Representative (COR) at time of award. The COR will be responsible for technical monitoring of the contractor's performance and deliveries. The COR will be appointed in writing, and a copy of the appointment will be furnished to the Contractor. Changes to this delegation will be made by written changes to the existing appointment or by issuance of a new appointment.

(c) The COR is not authorized to perform, formally or informally, any of the following actions:

(1) Promise, award, agree to award, or execute any contract, contract modification, or notice of intent that changes or may change this contract;
(2) Waive or agree to modification of the delivery schedule;
(3) Make any final decision on any contract matter subject to the Disputes Clause;
(4) Terminate, for any reason, the Contractor's right to proceed;
(5) Obligate in any way, the payment of money by the Government.

(d) The Contractor shall comply with the written or oral direction of the Contracting Officer or authorized representative(s) acting within the scope and authority of the appointment memorandum. The Contractor need not proceed with direction that it considers to have been issued without proper authority. The Contractor shall notify the Contracting Officer in writing, with as much detail as possible, when the COR has taken an action or has issued direction (written or oral) that the Contractor considers to exceed the COR's appointment, within 3 days of the occurrence. Unless otherwise provided in this contract, the Contractor assumes all costs, risks, liabilities, and consequences of performing any work it is directed to

perform that falls within any of the categories defined in paragraph (c) prior to receipt of the Contracting Officer's response issued under paragraph (e) of this clause.

(e) The Contracting Officer shall respond in writing within 30 days to any notice made under paragraph (d) of this clause. A failure of the parties to agree upon the nature of a direction, or upon the contract action to be taken with respect thereto, shall be subject to the provisions of the Disputes clause of this contract.

(f) The Contractor shall provide copies of all correspondence to the Contracting Officer and the COR.

(g) Any action(s) taken by the Contractor, in response to any direction given by any person acting on behalf of the Government or any Government official other than the Contracting Officer or the COR acting within his or her appointment, shall be at the Contractor's risk.

(End of Clause)

DOI-AAAP-0028 ELECTRONIC INVOICING AND PAYMENT REQUIREMENTS-INVOICE PROCESSING PLATFORM (IPP) (FEB 2021)

Payment requests must be submitted electronically through the U. S. Department of the Treasury's Invoice Processing Platform System (IPP).

'Payment request' means any request for contract financing payment or invoice payment by the Contractor. To constitute a proper invoice, the payment request must comply with the requirements identified in the applicable Prompt Payment clause included in the contract, or the clause 52.212-4 Contract Terms and Conditions - Commercial Items included in commercial item contracts. The IPP website address is:

https://www.ipp.gov.

Under this contract, the following documents are required to be submitted as an attachment to the IPP invoice:

A copy of the invoice and coversheet shall be submitted to Brittney Murphy, Contracting Officer, brittney_murphy@ios.doi.gov by e-mail when the invoice is uploaded into IPP. Failure to e-mail the invoice may cause delays in payment.

The Contractor must use the IPP website to register access and use IPP for submitting requests for payment. The Contractor Government Business Point of Contact (as listed in SAM) will receive enrollment instructions via email from the Federal Reserve Bank of St. Louis (FRBSTL) within 3 - 5 business days of the contract award date. Contractor assistance with enrollment can be obtained by contacting the IPP Production Helpdesk via email IPPCustomerSupport@fiscal.treasury.gov or phone (866) 973-3131.

If the Contractor is unable to comply with the requirement to use IPP for submitting invoices for payment, the Contractor must submit a waiver request in writing to the Contracting Officer with its proposal or quotation.

(End of Local Clause)

DOI-AAAP-0050 CONTRACTOR PERFORMANCE ASSESSMENT REPORTING SYSTEM (DEC 2015)

1. FAR 42.1502 directs all Federal agencies to collect past performance information on contracts. The Department of the Interior (DOI) has implemented the Contractor Performance Assessment Reporting

System (CPARS) to comply with this regulation. One or more past performance evaluations will be conducted in order to record your contract performance as required by FAR 42.15.

2. The past performance evaluation process is a totally paperless process using CPARS. CPARS is a web-based system that allows for electronic processing of the performance evaluation report. Once the report is processed, it is available in CPARS for Government use in evaluating past performance as part of a source selection action.

3. We request that you furnish the Contracting Officer (CO) with the name, position title, phone number, and email address for each person designated to have access to your firm's past performance evaluation(s) for the contract no later than **30 days after award.** Each person granted access will have the ability to provide comments in the Contractor portion of the report and state whether or not the Contractor agrees with the evaluation, before returning the report to the Assessing Official (AO). Information in the report must be protected as source selection sensitive information not releasable to the public.

4. When your Contractor Representative(s) are registered in CPARS, they will receive an automatically generated email with detailed login instructions. Further details, systems requirements, and training information for CPARS is available at https://www.cpars.gov/.

5. Within 60 days after the end of a performance period, the AO will complete an interim or final past performance evaluation, and the report will be accessible at https://www.cpars.gov/.

a. Contractor Representatives may then provide comments in response to the evaluation or return the evaluation without comment.

b. Your comments should focus on objective facts in the AO's narrative and should provide your views on the causes and ramifications of the assessed performance.

c. All information provided should be reviewed for accuracy prior to submission.

d. If you elect not to provide comments, please acknowledge receipt of the evaluation by indicating "No comment" in the space provided, and then selecting “Accept the Ratings and Close the Evaluation”.

e. Your response is due within 60 calendar days after receipt of the CPAR. On day 15, the evaluation will become available in CPARS marked as “Pending” with or without comments and whether or not it has been closed.

f. If you do not sign and submit the CPAR within 60 days, it will automatically be returned to the Government and will be annotated: "The report was delivered/received by the contractor on (date). The contractor neither signed nor offered comment in response to this assessment."

6. The following guidelines apply concerning your use of the past performance evaluation:

a. Protect the evaluation as source selection information. After review, transmit the evaluation by completing and submitting the form through CPARS. If for some reason you are unable to view and/or submit the form through CPARS, contact the CO for instructions.

b. Strictly control access to the evaluation within your organization. Ensure the evaluation is never released to persons or entities outside of your control.

c. Prohibit the use of or reference to evaluation data for advertising, promotional material, pre-award surveys, responsibility determinations, production readiness reviews, or other similar purposes.

7. If you wish to discuss a past performance evaluation, you should request a meeting in writing to the CO no later than seven days following your receipt of the evaluation. The meeting will be held in person or via telephone or other means during your 60-day review period.

8. A copy of the completed past performance evaluation will be available in CPARS for your viewing and for Government use supporting source selection actions after it has been finalized.

52.204-9 PERSONAL IDENTITY VERIFICATION OF CONTRACTOR PERSONNEL (DEVIATION MAR 2026).

52.204-13 SYSTEM FOR AWARD MANAGEMENT MAINTENANCE (DEVIATION MAR 2026).

52.228-5 INSURANCE-WORK ON A GOVERNMENT INSTALLATION (JAN 1997)

52.236-8 OTHER CONTRACTS (APR 1984.)

The Government may undertake or award other contracts for additional work at or near the site of the work under this contract. The Contractor shall fully cooperate with the other contractors and with Government employees and shall carefully adapt scheduling and performing the work under this contract to accommodate the additional work, heeding any direction that may be provided by the Contracting Officer. The Contractor shall not commit or permit any act that will interfere with the performance of work by any other contractor or by Government employees.

(End of clause)

52.252-2 CLAUSES INCORPORATED BY REFERENCE (FEB 1998)

This contract incorporates one or more clauses by reference, with the same force and effect as if they were given in full text. Upon request, the Contracting Officer will make their full text available. Also, the full text of a clause may be accessed electronically at this/these address(es):
Federal Acquisition Regulation: https://www.acquisition.gov/far
Department of the Interior Acquisition Regulation: https://www.acquisition.gov/diar

(End of clause)

52.252-6 AUTHORIZED DEVIATIONS IN CLAUSES (NOV 2020)

(a) The use in this solicitation or contract of any Federal Acquisition Regulation (48 CFR Chapter 1) clause with an authorized deviation is indicated by the addition of "(DEVIATION)" after the date of the clause.

(b) The use in this solicitation or contract of any Department of the Interior Acquisition Regulation (48 CFR Chapter 14) clause with an authorized deviation is indicated by the addition of "(DEVIATION)" after the name of the regulation.

(End of clause)

WBR 1452.201-80 CONTRACTING OFFICER'S REPRESENTATIVE'S AUTHORITIES AND LIMITATIONS -- BUREAU OF RECLAMATION (MAY 2018)

a) Performance of the work under this contract shall be subject to the technical direction of the Reclamation Contracting Officer's Representative (COR). The term "technical direction" is defined to include, without limitation:

(1) Inspecting and accepting or rejecting work performed under the contract.

(2) Representing the Government in technical phases of the work. The COR is responsible for the technical administration of the contract and will provide instructions and interpretations to the Contractor on all technical matters relating to the contract. The COR will supervise or oversee all Government technical and administrative personnel assigned to assist the COR.

(3) Reviewing and, where required by the contract, approving submittals of technical data, shop drawings, samples, literature, plans, or other data required to be delivered by the Contractor to the Government.

(b) The Contractor will receive a copy of the written COR designation from the Contracting Officer. It will specify the extent of the COR's authority to act on behalf of the Contracting Officer.

(c) Technical direction must be within the scope of work stated in the contract. Only the Contracting Officer is authorized to determine if a change is within the scope of the contract; therefore, the COR does not have the authority to, and may not, issue any technical direction that -

(1) Constitutes a direction of additional work outside the Contract requirements;

(2) Constitutes a change as defined in the contract clause entitled "Changes;"

(3) In any manner causes an increase or decrease in the total contract cost, or the time required for contract performance;

(4) Changes any of the expressed terms, conditions or specifications of the contract; or

(5) Interferes with the Contractor's right to perform the terms and conditions of the contract.

(d) All technical direction shall be issued in writing by the COR.

(e) The Contractor must proceed promptly with the performance of technical direction duly issued by the COR in the manner prescribed by this clause and within its authority under the provisions of this clause. If, in the opinion of the Contractor, any instruction or direction by the COR falls within one of the categories defined in (c)(1) through (c)(5) of this clause, the Contractor must not proceed and must notify the Contracting Officer in writing within five (5) working days after receipt of any such instruction or direction and must request the Contracting Officer to modify the contract accordingly. Upon receiving the notification from the Contractor, the Contracting Officer must -

(1) Advise the Contractor in writing after receipt of the Contractor's letter that the technical direction is within the scope of the contract effort and does not constitute a change under the Changes clause of the contract; or

(2) Advise the Contractor that the Government will issue a written change order.

(f) A failure of the Contractor and Contracting Officer either to agree that the technical direction is within the scope of the contract or to agree upon the contract action to be taken with respect to the technical direction will be subject to the provisions of the clause entitled "Disputes."

(End of clause)

WBR 1452.223-81 SAFETY AND HEALTH -- BUREAU OF RECLAMATION (OCT 2022)

(a) The Contractor shall not require any person employed in the performance of this contract (including subcontracts) to work under conditions which are unsanitary, hazardous, or dangerous to an employee's health or safety.

(b) Contractor shall comply with the most current version of the Bureau of Reclamation's Reclamation Safety and Health Standards (RSHS) and, if incorporated, 52.236-13 Accident Prevention.

The RSHS manual shall be obtained at:

http://www.usbr.gov/safety/rshs/index.html

(c) Comply with the standards (29 CFR) issued by the Occupational Safety and Health Administration (OSHA), U.S. Department of Labor, www.osha.gov.

(d) In the event there is a conflict between the requirements contained in paragraphs (b) and (c) referenced herein, or in the Statement of Work (SOW) or Performance Work Statement (PWS), the more stringent requirement shall prevail.

(e) If required in the SOW or PWS, the Contractor shall submit a written proposed safety program as prescribed in the RSHS and the written specifications.

(f) The Contractor shall maintain an accurate record of and shall report to the Contracting Officer (or authorized representative) in the manner prescribed by the Contracting Officer, all cases of death, occupational diseases, or traumatic injury to employees or the public involved, and property damage in accordance with the RSHS and OSHA guidelines.

(g) If the contractor deems that an updated version of the RSHS constitutes a substantive change to the contract, affecting price or time (or both), the contractor may request a contract modification in accordance with the terms of the contract.

(End of clause)

WBR 1452.237-80 SECURITY REQUIREMENTS -- BUREAU OF RECLAMATION (MAR 2022)

(a) General Security Requirements:

(1) This clause addresses security requirements, including general procedural requirements, information security requirements, contractor employee suitability requirements, identification card requirements, site security requirements, vessel exclusion barriers, and information technology security requirements. Within this clause, COR means Contracting Officer's Representative. If there is no COR appointed and identified to the Contractor, the term instead will mean the Program Manager or any other authorized individual responsible for technical oversight under the contract. “Work site” means the Government facility, office, construction site, and any other area within the Government office or facility that the Contractor must access to accomplish work under this contract.

(2) The work performed under this contract shall only be accomplished by individuals (in the employment of the Contractor or any subcontractors) whose conduct and behavior is consistent with the efficiency of the Federal Service and the requirements of this contract, and who are acceptable to the contracting officer. If Reclamation finds a Contractor employee to be unsuitable or unfit for his or her assigned duties, the contracting officer will direct the Contractor to remove the individual from the contract and access to the Federal facility at which the contract activities are occurring.

(3) The Contractor’s employees governed by this contract may need access to sensitive information and/or sensitive areas. The Federal Government (Government) reserves the right, in its sole discretion, to determine suitability of Contractor personnel and deny access to any sensitive information or project specific area to any personnel for any cause.

(4) The Contractor is responsible for informing and ensuring compliance by its employees with any applicable security procedures of the Government facility where work may be performed under this contract.

(5) Any Contractor employee that will have access to a Federally-controlled facility or information system will be required to have a Government-issued identification card, consisting of a Personal Identity Verification (PIV) Card, a temporary identification card, or a visitor badge. (Note: within the Department of the Interior this card is known as a DOI Access Card.) During performance of the contract, the Contractor shall keep the COR apprised of any changes in personnel, or changes in

personnel access or duration, to ensure that performance is not delayed by compliance with credentialing processes.

(6) A Contractor employee will not be provided access to a Government facility or information system until a Government PIV Card, temporary identification card, or visitor identification badge has been issued to the Contractor employee. For those individuals that will be receiving a PIV Card, the Government may, at its discretion, issue a temporary identification card or visitor identification badge after the electronic background investigation forms have been received and the investigation is initiated.

(7) All Contractor employees shall access the facility via the facility's entry screening system and visibly display the Government-issued PIV Card, temporary identification card, or visitor identification badge at all times. Contractor employees must visibly wear the Government-issued identification card at all times they are on Government facilities. Contractor employees are responsible for the safekeeping of all Government-issued identification cards, whether on-site or off-site. Cards that have been lost, damaged, or stolen must be reported to the COR and DOI Access Sponsor immediately, but not later than within 24 hours. The Contractor shall return all identification cards and card keys and any other Government property and information upon completion of performance or when personnel depart permanently or for a period of 7 days or more. The Contractor may be required to turn in access control cards or identification cards on a daily basis.

(8) Misuse or loss of access control or identification cards, or failure to comply with required surrender of such cards may, at Government discretion, result in Contractor personnel being denied access to the work site, at no cost to Government. The Contractor may be charged up to $500 for each occurrence for any required replacement of Government-issued access control or identification cards due to loss or misuse. At the end of contract performance, or when a Contractor employee is no longer working under this contract, the Contractor shall ensure that all access control and identification cards are returned to the COR.

(9) All Contractor personnel, including subcontractor personnel, with access to the work site shall be U.S. citizens or foreign individuals legally residing in, or legally admitted to, the U.S. For all non-U.S. citizens working under this contract, irrespective of length of time working on the contract, the Contractor shall provide to the COR, legible and valid copies of the individual's passport and visa (unless individual is on the Visa Waiver Program) a minimum of 14 calendar days prior to beginning work or arriving at the facility. A driver's license is not acceptable identification. In addition, a completed form I-94 shall be submitted to the COR upon the individual's arrival at the work facility and prior to beginning work.

(10) The Contractor shall report all contacts with entities, individuals, and counsel/representatives (including foreign entities and foreign nationals) who seek in any way to obtain unauthorized access to sensitive information or areas. The Contractor shall report any violations of contract provisions, laws, executive orders, regulations, and guidance to the contracting officer. The Contractor shall report any information raising a doubt as to whether an individual's eligibility for continued employment or access to sensitive information is consistent with the interests of National Security and the Public Trust.

(11) Unsanctioned, negligent, or willful inappropriate action on the part of the Contractor (or its employees) may result in termination of the contract or removal of some Contractor employees from Reclamation facilities at no cost to the Government. These actions include, but are not limited to, exploration of a sensitive system and/or information, introduction of unauthorized and/or malicious software, inappropriate release of sensitive information, or failure to follow prescribed access control policies and/or security procedures. Failure to comply with Reclamation policies, procedures, or other published security requirements may result in termination of the contract or removal of some contracted employees from Reclamation buildings and/or facilities at no cost to the Government.

(12) All provisions of this clause shall equally apply to all subcontractors. The Contractor shall incorporate the substance of this clause in all subcontracts.

(13) These security requirements apply to all sections of this Contract including Contract Drawings and other Contract Specifications as applicable. Related documents include other general provisions of Construction or Operations and Maintenance type Contracts, including FAR clauses by reference or as amended by related documents.

(b) Information Security Requirements.

(1) Sensitive Information. The term “sensitive information” means any information which warrants a degree of protection and administrative control as defined by Reclamation or that meets the criteria for exemption from public disclosure set forth under Sections 552 and 552a of Title 5, United States Code: the Freedom of Information Act and the Privacy Act. Sensitive information is generally categorized as CONTROLLED UNCLASSIFIED INFORMATION (CUI), but in some cases may include other unclassified information. (The protection of National Security information is beyond the scope of this clause. If any work on National Security information is required under this contract, it is addressed under other contract clauses.) The Contractor shall protect this type of information from unauthorized release into public domain, or to unauthorized persons, organizations, or subcontractors. Information which, either alone or in aggregate, is deemed sensitive by Reclamation shall be handled and protected in accordance with Reclamation Directives and Standards SLE 02-01 Identifying and Safeguarding Controlled Unclassified Information (CUI), which is available from the COR or at http://www.usbr.gov/recman/DandS.html#sle.

(i) Any Government-furnished information or material does not become the property of the Contractor and may be withdrawn at any time. Upon expiration or termination of the contract, all documents released to the Contractor and any material created using data from such documents shall be returned to the COR for final disposition. Government-furnished information residing on any electronic systems (laptops, servers, desktops, media) shall be deleted from those systems using a COR-approved data erasure solution. Only with prior authorization from the contracting officer may the Contractor retain the material. The Contractor or subcontractor shall not disclose or release the materials provided to the Contractor to any individuals of the Contractor's organization not directly engaged in providing services under the contract or that do not have a valid need-to-know. All technical data provided to the Contractor by the Government shall be protected from public or private disclosure in accordance with the markings printed on them. All other information relating to the items to be delivered or the services to be performed under this contract shall not be disclosed by any means without prior approval of the contracting officer. Prohibited dissemination or disclosure includes, but is not limited to: permitting access to such information by foreign nationals or by immigrant aliens who may be employed by the Contractor, publication of technical or scientific papers, advertising, disclosure to Contractor staff not investigated and deemed acceptable at the appropriate information sensitivity level, and any other public release. The Contractor shall maintain, and furnish upon request of the contracting officer, records of the names of individuals who have access to sensitive material in its custody and the sensitive material to which the individuals had access. All questions regarding information security, access, and control shall be referred to the COR.

(ii) The Contractor shall not release to anyone outside the Contractor’s organization any sensitive, or otherwise protected information, regardless of medium in which it is contained (for example, film, tape, document, electronic), pertaining to any part of this contract or any Reclamation program or activity, unless the contracting officer has given prior written approval. This includes, but is not limited to, news releases, marketing promotions, articles, interviews, reports, social media posts, and any other media releases. Requests for approval shall identify the specific information to be released, the medium to be used, the purpose for the release, and a description of the need-to-know. The Contractor shall submit its request to the contracting officer ten business days before the

proposed date for release. Subcontractors shall submit requests for authorization to release through the prime Contractor to the contracting officer.

(iii) The Contractor shall notify the COR immediately when known or suspected loss/compromise of sensitive information or other documents, notes, drawings, sketches, reports, photographs, exposed film or similar information which may affect the security interests of Government has occurred. This requirement extends to employees and other personnel working on behalf of the Contractor, and expands responsibility to include prompt reporting of security issues, including observed or subsequently discovered efforts by unauthorized persons to gain unauthorized access to sensitive information.

(2) Classified Information.

(i) The disclosure of U.S. Government documents by third parties can result in damage to our national security. While this contract may not deal directly with classified information, each contractor is obligated to protect classified information pursuant to all applicable laws and to use Government information technology systems in accordance with agency procedures so that the integrity of such systems is not compromised.

(ii) Unauthorized disclosures of classified documents (whether in print, on a blog, or on websites, or other electronic or non-electronic media) do not alter the documents' classified status or automatically result in declassification of the documents. To the contrary, classified information, whether or not already posted on public websites or disclosed to the media, remains classified, and must be treated as such by Federal employees and contractors, until it is declassified by an appropriate U.S. Government authority. Executive Order 13526, Classified National Security Information (December 29, 2009), Section 1.1.(c) states, "Classified Information shall not be declassified automatically as a result of any unauthorized disclosure of identical or similar information." Although the Department has taken steps to prevent access to publicly disclosed classified materials from Departmental computers, it is important to understand our continuing duties and responsibilities in this regard.

(iii) Contractors (which include all employees of the contractor, as well as subcontractors and its employees performing work for the contractor) are reminded of the following obligations with respect to the treatment of classified information and the use of unclassified government information technology systems:

(iv) The contractor shall not, while using unclassified Government computers or other devices (such as phones or tablets) access documents that are marked classified (including classified documents made publicly available by a third party), as doing so risks that material still classified will be placed onto unclassified systems. This requirement does not restrict contractor access to unclassified, publicly available news reports (and other unclassified material) that may in turn discuss classified material, as distinguished from access to underlying documents that themselves are marked classified (including if the underlying classified documents are available on public web sites or otherwise in the public domain).

(v) For contracts that require access to classified information, the contractor is responsible for obtaining the required national security clearance through the Department of the Defense National Industrial Security Program Operating Manual (NISPOM). Any classified contracts will be coordinated through the Reclamation Chief Security Officer, or for IT requirements, the Bureau Chief Information Security Officer. No contractor shall access classified information unless proper clearances have been obtained and transmitted to Reclamation. For further information, refer to 443 DM 1 or DOD NISPOM 5220.22-M dated February 28, 2006 (incorporating change 2 dated May 18, 2016).

(vi) Classified information shall not be removed from official premises.

(vii) Classified information shall not be disclosed without proper authorization.

(c) Reserved
(d) Reserved
(e) Reserved
(f) Reserved

(End of clause)

WBR 1452.237-80 SECURITY REQUIREMENTS (MAR 2022) -- BUREAU OF RECLAMATION - ALTERNATE I (MAR 2022)

The following paragraph (c) is substituted with the paragraph (c) of the basic clause:

(c) Contractor Employee Suitability and Issuance of Government Identification Cards:

(1) Performance of this contract requires Contractor personnel to have a Federal Government-issued HSPD-12/FIPS-201-2-compliant Personal Identification Verification Card (PIV Card) before being allowed unsupervised access to a Federally-controlled facility or information system. An active PIV Card issued by another Federal Government agency will be accepted by Reclamation if the associated background investigation is sufficient for the work and access to facilities and information systems required under this contract, as determined solely by Reclamation. Physical access means routine, unescorted or unmonitored access to non-public areas of a Federally-controlled facility. Logical access means routine, unsupervised access to a Level 3 or 4 Federally controlled information system.

(2) At the Government's sole discretion, the Government may issue a temporary identification card or visitor identification badge, in lieu of a PIV Card, under one of the following conditions:

(i) The individual will only be associated with Reclamation for a period of 180 days or less, will not have access to sensitive information, and any access to a sensitive area or Federal-controlled information systems will be fully supervised. The 180 calendar day period begins on the first day of the individual's affiliation with Reclamation (in this case, the date that the individual's contract performance begins) and ends exactly 180 days later, regardless of the number of times the individual actually accesses a Government facility or information system.

(ii) The individual will only have sporadic access to Federal facilities and information systems; will not have access to sensitive information; and, any access to a sensitive area or Federal-controlled information system will be fully supervised.

(iii) The individual will work exclusively outdoors, will not have access to sensitive information, and any access to a sensitive area or Federal-controlled information system will be fully supervised.

(iv) In paragraphs (i) through (iii), supervised access means the individual's access to, and movement within, a facility is monitored and controlled sufficiently to prevent access to any unauthorized areas, equipment, or information; and the individual's access to an information system is monitored and controlled sufficiently to ensure appropriate use of the system and information, and to prevent access to any unauthorized systems or information. Supervision must be performed by an individual with an active Government-issued PIV Card.

(3) The Contractor shall furnish to the COR an alphabetical list of contract personnel, to include subcontractors, who will require access to a Government facility or information system. The list shall provide the full name, social security number, date of birth, place of birth, purpose or job title, and the estimated duration of access. If the Contractor believes an individual should be issued a temporary identification card or visitor identification badge in lieu of a PIV Card based on the conditions in paragraph (4), then the Contractor must also submit a sufficient written justification as to why the specific individual or individuals will not need a PIV Card. The Contractor shall provide this information before the start of contract performance, or before the start of an individual's performance

when there is a change or addition of personnel, with sufficient time to ensure that performance is not delayed by compliance with credentialing processes.

(4) Any contract employees that will be issued a temporary identification card or visitor identification badge, in lieu of a PIV Card, at the Government's sole discretion, will be subject to the following credentialing procedures:

All service locations under this contract are within secured areas. The Contracting Officers Representative (COR) shall arrange for Contractor's entry into such areas and inform Contractor of security procedures. Contractor shall comply with all security procedures. Contractor shall supply Reclamation with the legal names of all employees who will be working under this contract. Reclamation reserves the right to perform security checks on such employees. If, in the judgment of Reclamation, any employee fails to meet minimum security requirements or proves to be detrimental to the security of Reclamation's facilities, Contractor, upon request, shall remove such employee from any work under this contract.

(5) Any contract employees that will be issued a PIV Card will be subject to the following credentialing procedures:

(i) The Government will initiate the e-Qip electronic background investigation process, and give the Contractor instructions for completing the background investigation and PIV Card process. As part of the PIV Card process, each Contractor employee shall be required to appear in person at a Government PIV Enrollment Station to have personal identity verification documents verified, have a photograph taken, be fingerprinted, and to pick up and activate the PIV Card when completed. The Contractor must make its personnel available at the place and time specified by the COR in order to initiate this process.

(ii) At least two weeks before start of contract performance, the Contractor must identify all contractor and subcontractor personnel who will require Please refer to (c)(4), unless on-site work is expected to extend beyond 5 working days, the contractor must promptly begin the badging process at the time of notice to proceed including a background investigation and fingerprinting. Please allow a minimum of 30 days to complete the badging process. Extensions will be granted for unforeseen conditions and other factors outside of the contractor's control at the Contracting Officer's discretion. access for performance of work under this contract. The Contractor must make their personnel available at the place and time specified by the COR or DOI Access Card Sponsor in order to initiate screening and background investigations. The following electronic forms, or their equivalent, shall be used to initiate the credentialing process:

(a) OPM Standard Form 85 or 85P

(b) OF 306

(c) Release to Obtain Credit Information

(d) Fingerprint Card FD-258 or electronic fingerprints (local procedures may require the fingerprinting to be done at a police station; in this case, any charges are to be borne by the Contractor).

(iii) The cost of completing the above processes and submitting the above forms, including any charges for obtaining fingerprints and traveling to a Credentialing Center for card enrollment and activation, shall be borne by the Contractor. The cost of suitability and PIV-related background investigations shall be borne by Reclamation. For contracts that require a national security clearance, the cost of obtaining the national security clearance, including any associated background investigation, will be borne by the Contractor.

(iv) Contractor employees are required to complete all forms and to give, and to authorize others to give, full, frank, and truthful answers to relevant and material questions needed to reach a suitability determination. Refusal or failure to furnish or authorize provision of information may constitute grounds for denial or revocation of credentials. Government personnel may contact the Contractor personnel being investigated in person, by telephone, or in writing, and the Contractor agrees to make them available for such contact.

(v) For each Contractor employee that will be issued a PIV Card, the Government will conduct a background investigation. The tier level of background investigation for each Contractor employee will be determined by the Government based on the risk and sensitivity levels as described in Reclamation's 'Personnel Security and Suitability Directives and Standards,' SLE 01-01, which is available at http://www.usbr.gov/recman/DandS.html#sle. At a minimum, each Contractor employee that will be issued a PIV Card will receive a Tier 1 [previously a National Agency Check with Written Inquiries (NACI)] Background Investigation. The minimum standards which will be used in suitability determinations are contained in the DOI Departmental Manual Part 441, Chapter 5, which is available at http://elips.doi.gov/ELIPS/DocView.aspx?id=3858.

(vi) Each Contractor employee in a position designated as higher than Low Risk Non-Sensitive shall be reinvestigated on a periodic basis as described in Reclamation's Personnel Security and Suitability Directives and Standards. A reinvestigation may also be initiated when the Contractor or the Government believes that a particular individual's continued ability to meet the contract's minimum standards is in question; or if it is determined that the position has changed and a higher level investigation is warranted.

(vii) If a Contractor employee has worked under a Federal agency contract within the past two years, and that contract required a successfully-adjudicated background investigation at the same risk level as (or higher than) this contract, further investigation may not be necessary. The Contractor shall provide the COR with documentation that supports the individual's previous contract work and any information, including name and social security number, date of birth, and place of birth, needed for Government verification of previous background investigation.

(viii) Contractor employees who have been successfully adjudicated will be issued DOI Access Cards, which must be activated at a USAccess Credentialing Center.

(ix) If the final adjudication is unfavorable on a Contractor employee, or if Reclamation finds a Contractor employee to be unsuitable or unfit for his or her assigned duties, the contracting officer will direct the Contractor to remove the individual from the contract and access to the Federal facility at which the contract activities are occurring. In the event of a disagreement between the Contractor and the Government concerning the suitability of a particular employee to perform work under this contract, the Government shall have the right of final determination. Determinations under this requirement are subject to the Disputes Clause. Failure of the Contractor to comply with the requirements of this clause could constitute grounds for termination for default.

(x) Reclamation will not allow a Contractor employee access to their investigation files. An individual may request, under the provisions of the Privacy Act and/or Freedom of Information Act, copies of their files from the investigative agency (Office of Personnel Management). Reclamation will not release a copy of any investigative file, in whole or part, to the Contractor or any Contractor representative.

(xi) During performance of the contract, the Contractor must keep the COR apprised of changes in personnel to ensure that performance is not delayed by compliance with credentialing processes. Cards that have been lost, damaged, or stolen must be reported to the COR and Issuing Office within 24 hours. If reissuance of expired credentials is needed, it must be coordinated through the COR.

(xii) At the end of the contract performance, or when a contractor employee is no longer working under this contract, the Contractor must ensure that all identification cards are returned to the COR.

--- End of Addendum to 52.212-4---

52.212-5 Contract Terms and Conditions Required to Implement Statutes or Executive Orders—Commercial Products and Commercial Services (MAR 2026).

(a) The Contractor shall comply with the following Federal Acquisition Regulation (FAR) clauses, which are incorporated in this contract by reference, to implement provisions of law or Executive orders applicable to acquisitions of commercial products and commercial services:

(1) 52.203-19, Prohibition on Requiring Certain Internal Confidentiality Agreements or Statements (Jan 2017) (section 743 of Division E, Title VII, of the Consolidated and Further Continuing Appropriations Act, 2015 (Pub. L. 113-235) and its successor provisions in subsequent appropriations acts (and as extended in continuing resolutions)).

(2) 52.204-23, Prohibition on Contracting for Hardware, Software, and Services Developed or Provided by Kaspersky Lab Covered Entities (Dec 2023) (Section 1634 of Pub. L. 115-91).

(3) 52.204-25, Prohibition on Contracting for Certain Telecommunications and Video Surveillance Services or Equipment. (Nov 2021) (Section 889(a)(1)(A) of Pub. L. 115-232).

(4) 52.209-10, Prohibition on Contracting with Inverted Domestic Corporations (Nov 2015).

(5) 52.232-40, Providing Accelerated Payments to Small Business Subcontractors (Mar 2023) (31 U.S.C. 3903 and 10 U.S.C. 3801).

(6) 52.233-3, Protest After Award (Aug 1996) (31 U.S.C. 3553).

(7) 52.233-4, Applicable Law for Breach of Contract Claim (Oct 2004) (Public Laws 108-77 and 108-78 (19 U.S.C. 3805 note)).

(b) The Contractor shall comply with the FAR clauses in this paragraph (b) that the Contracting Officer has indicated as being incorporated in this contract by reference to implement provisions of law or Executive orders applicable to acquisitions of commercial products and commercial services:

[Contracting Officer check as appropriate.]

_X_ (1) 52.203-6, Restrictions on Subcontractor Sales to the Government (Jun 2020), with Alternate I (Nov 2021) (41 U.S.C. 4704 and 10 U.S.C. 4655).

_X_ (2) 52.203-13, Contractor Code of Business Ethics and Conduct (Nov 2021) (41 U.S.C. 3509)).

__ (3) 52.203-15, Whistleblower Protections under the American Recovery and Reinvestment Act of 2009 (Jun 2010) (Section 1553 of Pub. L. 111-5). (Applies to contracts funded by the American Recovery and Reinvestment Act of 2009.)

_X_(4) 52.203-17, Contractor Employee Whistleblower Rights (Nov 2023) (41 U.S.C. 4712); this clause does not apply to contracts of DoD, NASA, the Coast Guard, or applicable elements of the intelligence community—see FAR 3.900(a).

_X_ (5) 52.204-10, Reporting Executive Compensation and First-Tier Subcontract Awards (Jun 2020) (Pub. L. 109-282) (31 U.S.C. 6101 note).

__ (6) [Reserved].

__ (7) 52.204-14, Service Contract Reporting Requirements (Oct 2016) (Pub. L. 111-117, section 743 of Div. C).

__ (8) 52.204-15, Service Contract Reporting Requirements for Indefinite-Delivery Contracts (Oct 2016) (Pub. L. 111-117, section 743 of Div. C).

_X_ (9) 52.204-27, Prohibition on a ByteDance Covered Application (Jun 2023) (Section 102 of Division R of Pub. L. 117-328).

__ (10) 52.204-28, Federal Acquisition Supply Chain Security Act Orders—Federal Supply Schedules, Governmentwide Acquisition Contracts, and Multi-Agency Contracts. (Dec 2023) (Pub. L. 115–390, title II).

__ (11) (i) 52.204-30, Federal Acquisition Supply Chain Security Act Orders—Prohibition. (Dec 2023) (Pub. L. 115–390, title II).

__ (ii) Alternate I (Dec 2023) of 52.204-30.

_X_ (12) 52.209-6, Protecting the Government's Interest When Subcontracting With Contractors Debarred, Suspended, Proposed for Debarment, or Voluntarily Excluded. (Jan 2025) (31 U.S.C. 6101 note).

_X_ (13) 52.209-9, Updates of Publicly Available Information Regarding Responsibility Matters (Oct 2018) (41 U.S.C. 2313).

__ (14) [Reserved].

__ (15) 52.219-3, Notice of HUBZone Set-Aside or Sole-Source Award (Oct 2022) (15 U.S.C. 657a).

__ (16) 52.219-4, Notice of Price Evaluation Preference for HUBZone Small Business Concerns (Oct 2022) (if the offeror elects to waive the preference, it shall so indicate in its offer) (15 U.S.C. 657a).

__ (17) [Reserved]

_X_ (18) (i) 52.219-6, Notice of Total Small Business Set-Aside (Nov 2020) (15 U.S.C. 644).

__ (ii) Alternate I (Mar 2020) of 52.219-6.

__ (19) (i) 52.219-7, Notice of Partial Small Business Set-Aside (Nov 2020) (15 U.S.C. 644).

__ (ii) Alternate I (Mar 2020) of 52.219-7.

_X_ (20) 52.219-8, Utilization of Small Business Concerns (Jan 2025)(15 U.S.C. 637(d)(2) and (3)).

_X_ (21) (i) 52.219-9, Small Business Subcontracting Plan (Jan 2025) (15 U.S.C. 637(d)(4)).

__ (ii) Alternate I (Nov 2016) of 52.219-9.

__ (iii) Alternate II (Nov 2016) of 52.219-9.

__ (iv) Alternate III (Jun 2020) of 52.219-9.

__ (v) Alternate IV (Jan 2025) of 52.219-9.

__ (22) (i) 52.219-13, Notice of Set-Aside of Orders (Mar 2020) (15 U.S.C. 644(r)).

__ (ii) Alternate I (Mar 2020) of 52.219-13.

__ (23) 52.219-14, Limitations on Subcontracting (Oct 2022) (15 U.S.C. 657s).

__ (24) 52.219-16, Liquidated Damages—Subcontracting Plan (Sep 2021) (15 U.S.C. 637(d)(4)(F)(i)).

__ (25) 52.219-27, Notice of Set-Aside for, or Sole-Source Award to, Service-Disabled Veteran-Owned Small Business (SDVOSB) Concerns Eligible Under the SDVOSB Program (Feb 2024) (15 U.S.C. 657f).

_X_(26) (i) 52.219-28, Postaward Small Business Program Rerepresentation (Jan 2025) (15 U.S.C. 632(a)(2)).

__ (ii) Alternate I (Mar 2020) of 52.219-28.

__ (27) 52.219-29, Notice of Set-Aside for, or Sole-Source Award to, Economically Disadvantaged Women-Owned Small Business Concerns (Oct 2022) (15 U.S.C. 637(m)).

__ (28) 52.219-30, Notice of Set-Aside for, or Sole-Source Award to, Women-Owned Small Business Concerns Eligible Under the Women-Owned Small Business Program (Oct 2022) (15 U.S.C. 637(m)).

__ (29) 52.219-32, Orders Issued Directly Under Small Business Reserves (Mar 2020) (15 U.S.C. 644(r)).

__ (30) 52.219-33, Nonmanufacturer Rule (Sep 2021) (15 U.S.C. 637(a)(17)).

_X_ (31) 52.222-3, Convict Labor (Jun 2003) (E.O. 11755).

_X_(32) 52.222-19, Child Labor—Cooperation with Authorities and Remedies (Mar 2026)(E.O. 13126).

__ (33) 52.222-21, Prohibition of Segregated Facilities (Apr 2015).

_X_ (34) (i) 52.222-26, Equal Opportunity (Sep 2016) (E.O. 11246).

__ (ii) Alternate I (Feb 1999) of 52.222-26.

_X_ (35) (i) 52.222-35, Equal Opportunity for Veterans (Jun 2020) (38 U.S.C. 4212).

__ (ii) Alternate I (Jul 2014) of 52.222-35.

_X_ (36) (i) 52.222-36, Equal Opportunity for Workers with Disabilities (Jun 2020) (29 U.S.C. 793).

__ (ii) Alternate I (Jul 2014) of 52.222-36.

__ (37) 52.222-37, Employment Reports on Veterans (Jun 2020) (38 U.S.C. 4212).

__ (38) 52.222-40, Notification of Employee Rights Under the National Labor Relations Act (Dec 2010) (E.O. 13496).

_X_ (39) (i) 52.222-50, Combating Trafficking in Persons (Oct 2025) (22 U.S.C. chapter 78 and E.O. 13627).

__ (ii) Alternate I (Mar 2015) of 52.222-50 (22 U.S.C. chapter 78 and E.O. 13627).

__ (40) 52.222-54, Employment Eligibility Verification (Jan 2025) (Executive Order 12989). (Not applicable to the acquisition of commercially available off-the-shelf items or certain other types of commercial products or commercial services as prescribed in FAR 22.1803.)

__ (41) (i) 52.223-9, Estimate of Percentage of Recovered Material Content for EPA–Designated Items (May 2008) (42 U.S.C. 6962(c)(3)(A)(ii)). (Not applicable to the acquisition of commercially available off-the-shelf items.)

__ (ii) Alternate I (May 2008) of 52.223-9 (42 U.S.C. 6962(i)(2)(C)). (Not applicable to the acquisition of commercially available off-the-shelf items.)

__ (42) 52.223-11, Ozone-Depleting Substances and High Global Warming Potential Hydrofluorocarbons (May

2024) (42 U.S.C. 7671, et seq.).

__ (43) 52.223-12, Maintenance, Service, Repair, or Disposal of Refrigeration Equipment and Air Conditioners (May 2024) (42 U.S.C. 7671, et seq.).

__ (44) 52.223-20, Aerosols (May 2024) (42 U.S.C. 7671, et seq.).

__ (45) 52.223-21, Foams (May 2024) (42 U.S.C. 7671, et seq.).

__ (46) 52.223-23, Sustainable Products and Services (May 2024) (E.O. 14057, 7 U.S.C. 8102, 42 U.S.C. 6962, 42 U.S.C. 8259b, and 42 U.S.C. 7671l).

__ (47) (i) 52.224-3 Privacy Training (Jan 2017) (5 U.S.C. 552 a).

__ (ii) Alternate I (Jan 2017) of 52.224-3.

_X_ (48) (i) 52.225-1, Buy American-Supplies (Oct 2022) (41 U.S.C. chapter 83).

__ (ii) Alternate I (Oct 2022) of 52.225-1.

__ (49) (i) 52.225-3, Buy American-Free Trade Agreements-Israeli Trade Act (NOV 2023) (19 U.S.C. 3301 note, 19 U.S.C. 2112 note, 19 U.S.C. 3805 note, 19 U.S.C. 4001 note, 19 U.S.C. chapter 29 (sections 4501-4732), Public Law 103-182, 108-77, 108-78, 108-286, 108-302, 109-53, 109-169, 109-283, 110-138, 112-41, 112-42, and 112-43.

__ (ii) Alternate I [Reserved].

__ (iii) Alternate II (Jan 2025) of 52.225-3.

__ (iv) Alternate III (Feb 2024) of 52.225-3.

__ (v) Alternate IV (Oct 2022) of 52.225-3.

__ (50) 52.225-5, Trade Agreements (NOV 2023) (19 U.S.C. 2501, et seq., 19 U.S.C. 3301 note).

_X_ (51) 52.225-13, Restrictions on Certain Foreign Purchases (Feb 2021) (E.O.'s, proclamations, and statutes administered by the Office of Foreign Assets Control of the Department of the Treasury).

__ (52) 52.225-26, Contractors Performing Private Security Functions Outside the United States (Oct 2016) (Section 862, as amended, of the National Defense Authorization Act for Fiscal Year 2008; 10 U.S.C. Subtitle A, Part V, Subpart G Note).

__ (53) 52.226-4, Notice of Disaster or Emergency Area Set-Aside (Nov 2007) (42 U.S.C. 5150).

__ (54) 52.226-5, Restrictions on Subcontracting Outside Disaster or Emergency Area (Nov 2007) (42 U.S.C. 5150).

_X_(55) 52.226-8, Encouraging Contractor Policies to Ban Text Messaging While Driving (May 2024) (E.O. 13513).

__ (56) 52.229-12, Tax on Certain Foreign Procurements (Feb 2021).

__ (57) 52.232-29, Terms for Financing of Purchases of Commercial Products and Commercial Services (Nov 2021) (41 U.S.C. 4505, 10 U.S.C. 3805).

__ (58) 52.232-30, Installment Payments for Commercial Products and Commercial Services (Nov 2021) (41 U.S.C. 4505, 10 U.S.C. 3805).

__ (59) 52.232-33, Payment by Electronic Funds Transfer-System for Award Management (Oct2018) (31 U.S.C. 3332).

__ (60) 52.232-34, Payment by Electronic Funds Transfer-Other than System for Award Management (Jul 2013) (31 U.S.C. 3332).

__ (61) 52.232-36, Payment by Third Party (May 2014) (31 U.S.C. 3332).

__ (62) 52.239-1, Privacy or Security Safeguards (Aug 1996) (5 U.S.C. 552a).

__ (63) 52.240-1, Prohibition on Unmanned Aircraft Systems Manufactured or Assembled by American Security Drone Act-Covered Foreign Entities (Nov 2024) (Sections 1821-1826, Pub. L. 118-31, 41 U.S.C. 3901 note prec.).

__ (64) 52.242-5, Payments to Small Business Subcontractors (Jan 2017) (15 U.S.C. 637(d)(13)).

__ (65) (i) 52.247-64, Preference for Privately Owned U.S.-Flag Commercial Vessels (Nov 2021) (46 U.S.C. 55305 and 10 U.S.C. 2631).

__ (ii) Alternate I (Apr 2003) of 52.247-64.

__ (iii) Alternate II (Nov 2021) of 52.247-64.

(c) The Contractor shall comply with the FAR clauses in this paragraph (c), applicable to commercial services, that the Contracting Officer has indicated as being incorporated in this contract by reference to implement provisions of law or Executive orders applicable to acquisitions of commercial products and commercial services:

[Contracting Officer check as appropriate.]

__ (1) 52.222-41, Service Contract Labor Standards (Aug 2018) (41 U.S.C. chapter67).

__ (2) 52.222-42, Statement of Equivalent Rates for Federal Hires (May 2014) (29 U.S.C. 206 and 41 U.S.C. chapter 67).

__ (3) 52.222-43, Fair Labor Standards Act and Service Contract Labor Standards-Price Adjustment (Multiple Year and Option Contracts) (Aug 2018) (29 U.S.C. 206 and 41 U.S.C. chapter 67).

__ (4) 52.222-44, Fair Labor Standards Act and Service Contract Labor Standards-Price Adjustment (May 2014) (29U.S.C.206 and 41 U.S.C. chapter 67).

__ (5) 52.222-51, Exemption from Application of the Service Contract Labor Standards to Contracts for Maintenance, Calibration, or Repair of Certain Equipment-Requirements (May 2014) (41 U.S.C. chapter 67).

__ (6) 52.222-53, Exemption from Application of the Service Contract Labor Standards to Contracts for Certain Services-Requirements (May 2014) (41 U.S.C. chapter 67).

__ (7) 52.222-55, Minimum Wages for Contractor Workers Under Executive Order 14026 (Jan 2022).

__ (8) 52.222-62, Paid Sick Leave Under Executive Order 13706 (Jan 2022) (E.O. 13706).

__ (9) 52.226-6, Promoting Excess Food Donation to Nonprofit Organizations (Jun 2020) (42 U.S.C. 1792).

__ (10) 52.247-69, Reporting Requirement for U.S.-Flag Air Carriers Regarding Training to Prevent Human Trafficking (Jan 2025) (49 U.S.C. 40118(g)).

(d) Comptroller General Examination of Record. The Contractor shall comply with the provisions of this paragraph (d) if this contract was awarded using other than sealed bid, is in excess of the simplified acquisition threshold, as

defined in FAR 2.101, on the date of award of this contract, and does not contain the clause at 52.215-2, Audit and Records-Negotiation.

(1) The Comptroller General of the United States, or an authorized representative of the Comptroller General, shall have access to and right to examine any of the Contractor's directly pertinent records involving transactions related to this contract.

(2) The Contractor shall make available at its offices at all reasonable times the records, materials, and other evidence for examination, audit, or reproduction, until 3 years after final payment under this contract or for any shorter period specified in FAR subpart 4.7, Contractor Records Retention, of the other clauses of this contract. If this contract is completely or partially terminated, the records relating to the work terminated shall be made available for 3 years after any resulting final termination settlement. Records relating to appeals under the disputes clause or to litigation or the settlement of claims arising under or relating to this contract shall be made available until such appeals, litigation, or claims are finally resolved.

(3) As used in this clause, records include books, documents, accounting procedures and practices, and other data, regardless of type and regardless of form. This does not require the Contractor to create or maintain any record that the Contractor does not maintain in the ordinary course of business or pursuant to a provision of law.

(e) (1) Notwithstanding the requirements of the clauses in paragraphs (a), (b), (c), and (d) of this clause, the Contractor is not required to flow down any FAR clause, other than those in this paragraph (e)(1), in a subcontract for commercial products or commercial services. Unless otherwise indicated below, the extent of the flow down shall be as required by the clause-

(i) 52.203-13, Contractor Code of Business Ethics and Conduct (Nov 2021) (41 U.S.C. 3509).

(ii) 52.203-17, Contractor Employee Whistleblower Rights (Nov 2023) (41 U.S.C. 4712).

(iii) 52.203-19, Prohibition on Requiring Certain Internal Confidentiality Agreements or Statements (Jan 2017) (section 743 of Division E, Title VII, of the Consolidated and Further Continuing Appropriations Act, 2015 (Pub. L. 113-235) and its successor provisions in subsequent appropriations acts (and as extended in continuing resolutions)).

(iv) 52.204-23, Prohibition on Contracting for Hardware, Software, and Services Developed or Provided by Kaspersky Lab Covered Entities (Dec 2023) (Section 1634 of Pub. L. 115-91).

(v) 52.204-25, Prohibition on Contracting for Certain Telecommunications and Video Surveillance Services or Equipment. (Nov 2021) (Section 889(a)(1)(A) of Pub. L. 115-232).

(vi) 52.204-27, Prohibition on a ByteDance Covered Application (Jun 2023) (Section 102 of Division R of Pub. L. 117-328).

(vii) (A) 52.204–30, Federal Acquisition Supply Chain Security Act Orders—Prohibition. (Dec 2023) (Pub. L. 115–390, title II).

(B) Alternate I (Dec 2023) of 52.204–30.

(viii) 52.219-8, Utilization of Small Business Concerns (Jan 2025) (15 U.S.C. 637(d)(2) and (3)), in all subcontracts that offer further subcontracting opportunities. If the subcontract (except subcontracts to small business concerns) exceeds the applicable threshold specified in FAR 19.702(a) on the date of subcontract award, the subcontractor must include 52.219-8 in lower tier subcontracts that offer subcontracting opportunities.

(ix) 52.222-21, Prohibition of Segregated Facilities (Apr 2015).

(x) 52.222-26, Equal Opportunity (Sep 2016) (E.O. 11246).

(xi) 52.222-35, Equal Opportunity for Veterans (Jun 2020) (38 U.S.C. 4212).

(xii) 52.222-36, Equal Opportunity for Workers with Disabilities (Jun 2020) (29 U.S.C. 793).

(xiii) 52.222-37, Employment Reports on Veterans (Jun 2020) (38 U.S.C. 4212).

(xiv) 52.222-40, Notification of Employee Rights Under the National Labor Relations Act (Dec 2010) (E.O. 13496). Flow down required in accordance with paragraph (f) of FAR clause 52.222-40.

(xv) 52.222-41, Service Contract Labor Standards (Aug 2018) (41 U.S.C. chapter 67).

(xvi) (A) 52.222-50, Combating Trafficking in Persons (Oct 2025) (22 U.S.C. chapter 78 and E.O. 13627).

(B) Alternate I (Mar 2015) of 52.222-50 (22 U.S.C. chapter 78 and E.O. 13627).

(xvii) 52.222-51, Exemption from Application of the Service Contract Labor Standards to Contracts for Maintenance, Calibration, or Repair of Certain Equipment-Requirements (May 2014) (41 U.S.C. chapter 67).

(xviii) 52.222-53, Exemption from Application of the Service Contract Labor Standards to Contracts for Certain Services-Requirements (May 2014) (41 U.S.C. chapter 67).

(xix) 52.222-54, Employment Eligibility Verification (Jan 2025) (E.O. 12989).

(xx) 52.222-55, Minimum Wages for Contractor Workers Under Executive Order 14026 (Jan 2022).

(xxi) 52.222-62, Paid Sick Leave Under Executive Order 13706 (Jan 2022) (E.O. 13706).

(xxii) (A) 52.224-3, Privacy Training (Jan 2017) (5 U.S.C. 552a).

(B) Alternate I (Jan 2017) of 52.224-3.

(xxiii) 52.225-26, Contractors Performing Private Security Functions Outside the United States (Oct 2016) (Section 862, as amended, of the National Defense Authorization Act for Fiscal Year 2008; 10 U.S.C. Subtitle A, Part V, Subpart G Note).

(xxiv) 52.226-6, Promoting Excess Food Donation to Nonprofit Organizations (Jun 2020) (42 U.S.C. 1792). Flow down required in accordance with paragraph (e) of FAR clause 52.226-6.

(xxv) 52.232-40, Providing Accelerated Payments to Small Business Subcontractors (Mar 2023) (31 U.S.C. 3903 and 10 U.S.C. 3801). Flow down required in accordance with paragraph (c) of 52.232-40.

(xxvi) 52.240-1, Prohibition on Unmanned Aircraft Systems Manufactured or Assembled by American Security Drone Act-Covered Foreign Entities (Nov 2024) (Sections 1821-1826, Pub. L. 118-31, 41 U.S.C. 3901 note prec.).

(xxvii) 52.247-64, Preference for Privately Owned U.S.-Flag Commercial Vessels (Nov 2021) (46 U.S.C. 55305 and 10 U.S.C. 2631). Flow down required in accordance with paragraph (d) of FAR clause 52.247-64.

(2) While not required, the Contractor may include in its subcontracts for commercial products and commercial services a minimal number of additional clauses necessary to satisfy its contractual obligations.

(End of clause)

FAR 52.203-17, Contractor Employee Whistleblower Rights (Nov 2023)

FAR 52.209-6 Protecting the Government's Interest When Subcontracting With Contractors Debarred, Suspended, Proposed for Debarment, or Voluntarily Excluded (JAN 2025).

(a) *Definition*. As used in this clause—

Commercially available off-the-shelf (COTS) item

(1) Means any item of supply (including construction material) that is–

(i) A commercial product (as defined in paragraph (1) of the definition of "commercial product" in Federal Acquisition Regulation (FAR) 2.101);

(ii) Sold in substantial quantities in the commercial marketplace; and

(iii) Offered to the Government, under a contract or subcontract at any tier, without modification, in the same form in which it is sold in the commercial marketplace; and

(2) Does not include bulk cargo, as defined in 46 U.S.C. 40102(4), such as agricultural products and petroleum products.

(b) The Government suspends or debars Contractors to protect the Government's interests. Other than a subcontract for a commercially available off-the-shelf item, the Contractor shall not enter into any subcontract, in excess of the threshold specified in FAR 9.405-2(b) on the date of subcontract award, with a Contractor that is debarred, suspended, or proposed for debarment by any executive agency unless a compelling reason exists to do so.

(c) The Contractor shall require each proposed subcontractor whose subcontract will exceed the threshold specified in FAR 9.405-2(b) on the date of subcontract award, other than a subcontractor providing a commercially available off-the-shelf item, to disclose to the Contractor, in writing, whether as of the time of award of the subcontract, the subcontractor, or its principals, is or is not debarred, suspended, proposed for debarment, or voluntarily excluded by the Federal Government.

(d) A corporate officer or a designee of the Contractor shall notify the Contracting Officer, in writing, before entering into a subcontract with a party (other than a subcontractor providing a commercially available off-the-shelf item) that is debarred, suspended, proposed for debarment, or voluntarily excluded (see FAR 9.404 for information on the System for Award Management (SAM) Exclusions). The notice must include the following:

(1) The name of the subcontractor.

(2) The Contractor's knowledge of the reasons for the subcontractor being listed with an exclusion in SAM.

(3) The compelling reason(s) for doing business with the subcontractor notwithstanding its being listed with an exclusion in SAM.

(4) The systems and procedures the Contractor has established to ensure that it is fully protecting the Government's interests when dealing with such subcontractor in view of the specific basis for the party's debarment, suspension, proposed debarment, or voluntary exclusion.

(e) *Subcontracts*. Unless this is a contract for the acquisition of commercial products or commercial services, the Contractor shall include the requirements of this clause, including this paragraph (e) (appropriately modified for the identification of the parties), in each subcontract that—

(1) Exceeds the threshold specified in FAR 9.405-2(b) on the date of subcontract award; and

(2) Is not a subcontract for commercially available off-the-shelf items.

(End of clause)

FAR 52.219-6 Notice of Total Small Business Set-Aside (RFO DEVIATION JAN 2026)(15 U.S.C. 644).

FAR 52.219-28 Post Award Small Business Program Representation (RFO DEVIATION JAN 2026) (15 U.S.C. 632(a)(2)).

FAR 52.222-35, Equal Opportunity for Veterans (MAY 2026) (RFO DEVIATION)(38 U.S.C. 4212). Alternate I (Jul 2014) of FAR 52.222-35.

FAR 52.222-36, Equal Opportunity for Workers with Disabilities (MAY 2026) (RFO DEVIATION) (29 U.S.C. 793).

FAR 52.222-37, Employment Reports on Veterans (MAY 2026)(RFO DEVIATION) (38 U.S.C. 4212).

FAR 52.222-40, Notification of Employee Rights Under the National Labor Relations Act (MAY 2026) (E.O. 13496).

FAR 52.222-50 Combating Trafficking in Persons (MAY 2026) (RFO DEVIATION) (22 U.S.C. chapter 78 and E.O. 13627).

[ ]FAR 52.225-5, Trade Agreements (NOV 2023) (19 U.S.C. 2501, et seq., 19 U.S.C. 3301 note).
[X]FAR 52.225-13, Restrictions on Certain Foreign Purchases (Feb 2021) (E.O.'s, proclamations, and statutes administered by the Office of Foreign Assets Control of the Department of the Treasury).

FAR 52.222-90, Addressing DEI Discrimination by Federal Contractors (RFO DEVIATION MAY 2026).

As prescribed in 22.2203, insert the following clause:

Addressing DEI Discrimination by Federal Contractors (MAY 2026)

(a) *Definitions*. As used in this clause—

Program participation means membership or participation in, or access or admission to: training, mentoring, or leadership development programs; educational opportunities; clubs; associations; or similar opportunities that are sponsored or established by the contractor or subcontractor.

Racially discriminatory diversity, equity, and inclusion (DEI) activities means disparate treatment based on race or ethnicity in the recruitment, employment (e.g., hiring, promotions), contracting (*e.g.*, vendor agreements), program participation, or allocation or deployment of an entity's resources.

(b) In connection with the performance of work under this contract, the Contractor agrees as follows:

(1) The Contractor will not engage in any racially discriminatory DEI activities;

(2) The Contractor will furnish all information and reports, including providing access to books, records, and accounts, as required by the Contracting Officer, for purposes of ascertaining compliance with this clause;

(3) In the event of the Contractor's or a subcontractor's noncompliance with this clause, this contract may be canceled, terminated, or suspended in whole or in part, and the Contractor or subcontractor may be declared ineligible for further Government contracts;

(4) The Contractor will report any subcontractor's known or reasonably knowable conduct that may violate this clause to the Contracting Officer and take any appropriate remedial actions directed by the Contracting Officer; and

(5) The Contractor will inform the Contracting Officer if a subcontractor sues the Contractor and the suit puts

at issue, in any way, the validity of this clause.

(6) The Contractor recognizes that compliance with the requirements of this clause are material to the Government's payment decisions for purposes of 31 U.S.C. 3729(b)(4).

(c) The Contractor must include the substance of this clause, including this paragraph (c), in subcontracts at any tier, including those for commercial products and commercial services, except those where the place of delivery or performance is outside the United States.

(End of clause)

---End of Addendum to 52.212-2---

FAR 52.226-8 Encouraging Contractor Policies to Ban Text Messaging While Driving (MAR 2026) (E.O. 13513).

[X]FAR 52.232-29, Terms for Financing of Purchases of Commercial Products and Commercial Services (Nov 2021) (41 U.S.C. 4505, 10 U.S.C. 3805).
[X]FAR 52.232-33, Payment by Electronic Funds Transfer-System for Award Management (OCT2018) (31 U.S.C. 3332).

---End of Clauses---

Provisions

FAR 52.212-1 Instructions to Offerors—Commercial Products and Commercial Services (RFO DEVIATION MAR 2026).

---Addendum to 52.212-1---

DIAR 1452.215-71 USE AND DISCLOSURE OF PROPOSAL INFORMATION -- DEPARTMENT OF THE INTERIOR (APR 1984)

(a) Definitions. For the purposes of this provision and the Freedom of Information Act (5 U.S.C. 552), the following terms shall have the meaning set forth below:

(1) "Trade Secret" means an unpatented, secret, commercially valuable plan, appliance, formula, or process, which is used for making, preparing, compounding, treating or processing articles or materials which are trade commodities.

(2) "Confidential commercial or financial information" means any business information (other than trade secrets) which is exempt from the mandatory disclosure requirement of the Freedom of Information Act, 5 U.S.C. 552. Exemptions from mandatory disclosure which may be applicable to business information contained in proposals include exemption (4), which covers "commercial and financial information obtained from a person and privileged or confidential," and exemption (9), which covers "geological and geophysical information, including maps, concerning wells."

(b) If the offeror, or its subcontractor(s), believes that the proposal contains trade secrets or confidential

commercial or financial information exempt from disclosure under the Freedom of Information Act, (5 U.S.C. 552), the cover page of each copy of the proposal shall be marked with the following legend: "The information specifically identified on pages _____of this proposal constitutes trade secrets or confidential commercial and financial information which the offeror believes to be exempt from disclosure under the Freedom of Information Act. The offeror requests that this information not be disclosed to the public, except as may be required by law. The offeror also requests that this information not be used in whole or part by the government for any purpose other than to evaluate the proposal, except that if a contract is awarded to the offeror as a result of or in connection with the submission of the proposal, the Government shall have the right to use the information to the extent provided in the contract."

(c) The offeror shall also specifically identify trade secret information and confidential commercial and financial information on the pages of the proposal on which it appears and shall mark each such page with the following legend:
"This page contains trade secrets or confidential commercial and financial information which the offeror believes to be exempt from disclosure under the Freedom of Information Act and which is subject to the legend contained on the cover page of this proposal."

(d) Information in a proposal identified by an offeror as trade secret information or confidential commercial and financial information shall be used by the Government only for the purpose of evaluating the proposal, except that (i) if a contract is awarded to the offeror as a result of or in connection with submission of the proposal, the Government shall have the right to use the information as provided in the contract, and (ii) if the same information is obtained from another source without restriction it may be used without restriction.

(e) If a request under the Freedom of Information Act seeks access to information in a proposal identified as trade secret information or confidential commercial and financial information, full consideration will be given to the offeror's view that the information constitutes trade secrets or confidential commercial or financial information. The offeror will also be promptly notified of the request and given an opportunity to provide additional evidence and argument in support of its position, unless administratively unfeasible to do so. If it is determined that information claimed by the offeror to be trade secret information or confidential commercial or financial information is not exempt from disclosure under the Freedom of Information Act, the offeror will be notified of this determination prior to disclosure of the information.

(f)The Government assumes no liability for the disclosure or use of information contained in a proposal if not marked in accordance with paragraphs (b) and (c) of this provision. If a request under the Freedom of Information Act is made for information in a proposal not marked in accordance with paragraphs (b) and (c) of this provision, the offeror concerned shall be promptly notified of the request and given an opportunity to provide its position to the Government. However, failure of an offeror to mark information contained in a proposal as trade secret information or confidential commercial or financial information will be treated by the Government as evidence that the information is not exempt from disclosure under the Freedom of Information Act, absent a showing that the failure to mark was due to unusual or extenuating circumstances, such as a showing that the offeror had intended to mark, but that markings were omitted from the offeror's proposal due to clerical error.

(End of provision)

52.204-7 SYSTEM FOR AWARD MANAGEMENT (DEVIATION MAR 2026).

52.252-1, SOLICITATION PROVISIONS INCORPORATED BY REFERENCE (FEB 1998)

This solicitation incorporates one or more solicitation provisions by reference, with the same force and effect as if they were given in full text. Upon request, the Contracting Officer will make their full text available. The offeror is cautioned that the listed provisions may include blocks that must be completed by

the offeror and submitted with its quotation or offer. In lieu of submitting the full text of those provisions, the offeror may identify the provision by paragraph identifier and provide the appropriate information with its quotation or offer. Also, the full text of a solicitation provision may be accessed electronically at this/these address(es):
Federal Acquisition Regulation: https://www.acquisition.gov/far
Department of the Interior Acquisition Regulation: https://www.acquisition.gov/diar

(End of provision)

52.252-5 AUTHORIZED DEVIATIONS IN PROVISIONS (NOV 2020)

(a) The use in this solicitation of any Federal Acquisition Regulation (48 CFR Chapter 1) provision with an authorized deviation is indicated by the addition of "(DEVIATION)" after the date of the provision.

(b) The use in this solicitation of any Department of the Interior Acquisition Regulation (48 CFR Chapter 14) provision with an authorized deviation is indicated by the addition of "(DEVIATION)" after the name of the regulation.

(End of provision)

---End of Addendum to 52.212-1---

FAR 52.212-2 Evaluation—Commercial Products and Commercial Services (RFO DEVIATION MAR 2026).

(a) Evaluation factors. The Government will award a contract resulting from this solicitation to the responsible Offeror whose offer conforming to the solicitation will be most advantageous to the Government, price and other factors considered. The following factors will be used to evaluate offers (in order of importance).

Technical Capability
Past performance
Safety
Price
Schedule Feasibility

(b) Options (if applicable). The Government will evaluate offers for award purposes by adding the total price for all options to the total price for the basic requirement. The Government may determine that an offer is unacceptable if the option prices are significantly unbalanced. The evaluation of options does not obligate the Government to exercise the option(s).

(c) Notice of award. A written notice of award or acceptance of an offer furnished to the successful Offeror within the time for acceptance specified in the offer, shall result in a binding contract without further action by either party. Before the offer's specified expiration time, the Government may accept an offer (or part of an offer), whether or not there are negotiations after its receipt, unless a written notice of withdrawal is received before award.

(End of provision)

---End of Addendum to 52.212-2---

---End of Provisions---