Performance Work Statement

Eielson AFB Heavy Equipment Rental Services

Blanket Purchase Agreement(s)

May 2026

Table of Contents

1.0 INTRODUCTION & SCOPE
2.0 CONTRACTOR RESPONSIBILITIES & GENERAL REQUIREMENTS
3.0 EQUIPMENT STANDARDS AND SPECIFICATIONS
4.0 DELIVERY, ACCEPTANCE, AND RETURN
5.0 SPECIFIC EQUIPMENT REQUIREMENTS
6.0 GOVERNMENT-FURNISHED PROPERTY & SERVICES
7.0 GENERAL INFORMATION
8.0 SERVICE DELIVERY SUMMARY
9.0 ATTACHMENTS

Heavy Equipment Rental Services

Eielson Air Force Base, Alaska

1.0 INTRODUCTION & SCOPE

1.1. Background: The 354th Fighter Wing, located at Eielson Air Force Base, Alaska, requires reliable access to a wide range of heavy equipment to support mission-critical infrastructure projects, airfield maintenance, and training exercises within the interior of Alaska. This requirement is for the rental of commercially available heavy equipment on an as-needed basis.

1.2. Scope: This Performance Work Statement (PWS) establishes the requirements for a non-personal services contract to provide heavy equipment rental, including unoperated (bare lease) and operated rentals on an as-needed basis. The Contractor shall provide all personnel, equipment, supplies, transportation, tools, materials, maintenance, and supervision necessary to deliver and support the equipment rentals as defined herein. The Government intends to establish one or more Blanket Purchase Agreements (BPAs) to fulfill these requirements through the issuance of individual call orders.

1.3. The Government intends to establish multiple Blanket Purchase Agreements (BPAs) to fulfill the requirements of this PWS. It is understood that no single vendor may be able to provide all equipment items listed herein. Offerors shall propose on all items for which they are able to provide compliant equipment. The Government may establish BPAs with one or more vendors who, individually or in aggregate, can meet the full scope of the Government's potential requirements. Each individual call order will be competed amongst all BPA holders capable of providing the specific equipment required for that order.

2.0 CONTRACTOR RESPONSIBILITIES & GENERAL REQUIREMENTS

2.1. Full Leasing Services: The Contractor shall provide full leasing services for all equipment ordered. This includes responsibility for all scheduled and unscheduled maintenance, repair, parts replacement, tire repair/replacement, and provision of all necessary fluids (lubricants, hydraulic fluid, etc.) at no additional cost to the Government.

2.2. Equipment Downtime and Replacement:

- If any piece of leased equipment is inoperable due to mechanical failure (unscheduled maintenance) for a cumulative period exceeding 24 hours, the Contractor shall provide a replacement piece of equipment with equal or greater capability within 48 hours of being notified of the downtime.
- If a replacement is not provided within the 48-hour window, the inoperable unit shall be taken off rent, and the Government will not be charged for that unit until it is repaired and returned to full operational service.

2.3. Emergency Service Calls: The Contractor shall respond to all emergency service calls for malfunctioning equipment within 24 hours of notification from the Contracting Office.

2.4. On-Site Maintenance: The Contractor shall perform all on-site maintenance. All travel to and from equipment operating locations (up to 50 miles from the initial delivery point) shall be at the Contractor's expense. Scheduled maintenance shall be coordinated with the Contracting Office to ensure no loss of Government production time, which may require the Contractor to provide temporary substitute equipment during the service period.

2.5 Contractor-Provided Operators (Optional)

- General: At the discretion of the Government, individual BPA Calls may require the Contractor to provide a fully qualified and licensed equipment operator.
- Qualifications: All operators must possess current, valid Alaska commercial driver's licenses (CDL) and/or specialized equipment certifications (e.g., NCCCO for cranes/boom lifts) as required by state and federal law for the equipment being operated.
- Performance Standards: Operators shall be fully proficient in the operation of the equipment and capable of performing standard civil engineering tasks, including but not limited to airfield snow removal, road grading, and debris clearing, without direct government supervision of their mechanical techniques.
- Responsibility and Liability: When an operator is provided, the Contractor assumes full responsibility for the safe operation of the equipment. The Contractor is liable for any damage to the equipment, government facilities, or personnel caused by the operator's negligence or operational error.
- Labor Standards: Operated rentals constitute a service requirement. The Contractor shall compensate operators in accordance with the applicable Department of Labor (DOL) Wage Determinations (Service Contract Labor Standards or Construction Wage Rate Requirements) specified in the individual BPA Call.

3.0 EQUIPMENT STANDARDS AND SPECIFICATIONS

3.1. General Condition: All equipment furnished under this contract shall be of the model year 2012 or newer, unless a newer year is specified for a particular item in Section 5.0. All equipment shall be delivered in excellent, fully operational condition, with all components, safety features, and systems (e.g., hydraulics, environmental controls) functioning as designed by the manufacturer.

3.2. Safety and Compliance: All equipment shall be in a safe operating condition and comply with all applicable Federal Safety Standards, State Safety Regulations, and the Reclamation Health and Safety Manual.

3.3. Arctic Operations Package: All equipment requiring an operator shall be provided with a fully enclosed, heated cab and a cold weather package suitable for sustained operations in arctic conditions.

3.4. Wear Items: Upon delivery, all wear items (e.g., bucket teeth, cutting edges, tires) shall be in "like-new" condition with minimal signs of wear. All tires shall have a tread depth of 28/32 inch or greater with no visible gashes, defects, or dry rot.

3.5. "Or-Equal" Equipment: For any proposed "or-equal" piece of equipment, the Contractor shall provide, at the time of quoting, technical documentation clearly outlining the salient characteristics (e.g., horsepower, weight, capacity) that demonstrate the proposed item meets or exceeds all Government requirements as defined in this PWS.

4.0 DELIVERY, ACCEPTANCE, AND RETURN

4.1. Pre-Delivery Condition: Prior to delivery, all equipment shall be pressure-washed and confirmed to be free of any oil, fuel, or hydraulic leaks. All fluid levels (lubricants, etc.) shall be full, and the equipment shall be delivered with a full tank of fuel.

4.2. Joint Inspections:

- Initial Inspection: The Government and the Contractor shall perform a thorough joint inspection of all equipment upon delivery during daylight hours to document its condition. The Government reserves the right to reject any non-compliant equipment.
- Final Inspection: A final joint inspection shall be conducted upon pickup of the equipment to document its return condition.

4.3. Damage Documentation:

- The Contractor shall take and store "outbound" digital photos of all equipment prior to delivery. These photos will serve as the baseline for determining responsibility for any damage.
- The Government will document and photograph any damage that occurs while the equipment is on rent or any pre-existing damage noted during the initial inspection. The Contractor shall sign a joint condition report upon pickup.

4.4. Delivery & Pickup Timelines:

- The Contractor shall commence delivery within 12 hours of call order notification.
- The Contractor shall remove all equipment from the specified location within 48 hours after the end of the rental period. The Government is not liable for any equipment left beyond this 48-hour window.

4.5. Delivery Locations: The Contractor shall be required to deliver to and pick up from the following locations, as specified in each call order:

- Eielson AFB, AK: Bldg. 3405, Bldg. 2351, or Bldg. 4105.
- Yukon Training Area, AK: (MGRS: 06WWS2053570625)
- Fort Greely / Delta Junction, AK: (MGRS: 06WS6158503572)
- Tanana Flats, AK: (MGRS: 06WVS9709859535)

5.0 SPECIFIC EQUIPMENT REQUIREMENTS

The following is a representative list of equipment that may be ordered. The Government may order equipment not on this list provided it falls within the general scope of "heavy equipment rental."

- 5.1. Cat 745 Articulated Rock Truck, or Equal: 2015 or newer, 45-ton capacity, 6-wheel articulated frame, 430 HP or greater. Options: Heated Mirrors, Diamond pattern tire chains, No AIS (Auto Idle Shutdown), Roof Mounted HID work lights, Scissor Tailgate, Ejector Bed.
- 5.2. Cat 740 Articulated Rock Truck, or Equal: 2015 or newer, 40-ton capacity, 6-wheel articulated frame, 430 HP or greater. Options: (Same as 5.1).
- 5.3. Cat 735 Articulated Rock Truck, or Equal: 2015 or newer, 35-ton capacity, 6-wheel articulated frame, 420 HP or greater. Options: (Same as 5.1).
- 5.4. Cat 730 Articulated Rock Truck, or Equal: 2015 or newer, 30-ton capacity, 6-wheel articulated frame, 320 HP or greater. Options: (Same as 5.1).
- 5.5. Cat 725 Articulated Rock Truck, or Equal: 2015 or newer, 25-ton capacity, 6-wheel articulated frame, 300 HP or greater. Options: (Same as 5.1).
- 5.6. Dump Truck, 10yd: On-Highway, Diesel Powered, 15’ Dump Bed.
- 5.7. Cat 120 Motor Grader, or Equal: 145 HP or greater, 12-ft blade, Rippers. Options: Heated Mirrors, Diamond pattern tire chains, Rear Scarifier or pintle hook, No AIS, various control types, LED lighting, cameras, grade control options.
- 5.8. Cat 140M AWD Motor Grader, or Equal: 193 HP or greater, 14-ft blade, Rippers, All Wheel Drive. Options: (Same as 5.7).
- 5.9. Cat 160 AWD Motor Grader, or Equal: 221 HP or greater, 14-ft blade, Rippers, All Wheel Drive. Options: (Same as 5.7).
- 5.10. Cat D4K Dozer, or Equal: Approx. 17,000 lb. operating weight, 80 HP or greater. Blade type (Semi-U, Straight, or VPAT) to be determined at time of rental. Options: Ice grousers, LED lights, hydraulics, winch, extra parts.
- 5.11. Cat D5K Dozer, or Equal: Approx. 21,000 lb. operating weight, 125 HP or greater. Blade type to be determined. Options: (Same as 5.10).
- 5.12. Cat D6T Dozer, or Equal: Approx. 50,000 lb. operating weight, 190 HP or greater. Semi-U, Straight, or VPAT blade.
- 5.13. Cat D7E Dozer, or Equal: Approx. 57,000 lb. operating weight, 235 HP or greater. Blade type to be determined. Options: (Same as 5.10).
- 5.14. Cat D8T Dozer, or Equal: Approx. 87,000 lb. operating weight, 300 HP or greater. Blade type to be determined. Options: (Same as 5.10).
- 5.15. Cat D9 Dozer, or Equal: Approx. 110,225 lb. operating weight, 452 HP or greater. Blade type to be determined. Options: (Same as 5.10).

- 5.16. Cat 305E CR Excavator, or Equal: Approx. 11,500 lb. operating weight, 30 HP or greater. Bucket width to be determined. Options: Ice grousers, frost teeth, extra parts, thumb, hammer attachment.
- 5.17. Cat 308CR Excavator, or Equal: Approx. 18,000 lb. operating weight, 50 HP or greater. Bucket width to be determined. Options: (Same as 5.16).
- 5.18. Cat 312EL Excavator, or Equal: Approx. 32,000 lb. operating weight, 80 HP or greater. Bucket width to be determined. Options: (Same as 5.16).
- 5.19. Cat 315CR Excavator, or Equal: Approx. 36,000 lb. operating weight, 95 HP or greater. Bucket width to be determined. Options: (Same as 5.16).
- 5.20.20 Cat 320EL RR Excavator, or Equal: Approx. 56,000 lb. operating weight, 125 HP or greater. Bucket width to be determined. Options: (Same as 5.16).
- 5.21. Cat 325FL CR Excavator, or Equal: Approx. 57,000 lb. operating weight, 160 HP or greater. Bucket width to be determined. Options: (Same as 5.16).
- 5.22. Cat 330FL Excavator, or Equal: Approx. 70,000 lb. operating weight, 220 HP or greater. Bucket width to be determined. Options: (Same as 5.16).
- 5.23. CAT 374 Excavator, or Equal: Approx. 150,000 lb. operating weight, 482 HP or greater. Bucket width to be determined. Options: (Same as 5.16).
- 5.24. Cat 938 Wheel Loader, or Equal: Approx. 32,000 lb. operating weight, 175 HP or greater, 3yd bucket or larger. Options: No AIS, chains, heated mirrors, forks, different buckets, lights, extra parts.
- 5.25. Cat 950 Wheel Loader, or Equal: Approx. 38,000 lb. operating weight, 185 HP or greater, 4yd bucket or larger. Options: (Same as 5.24).
- 5.26. Cat 966 Wheel Loader, or Equal: Approx. 48,000 lb. operating weight, 250 HP or greater, 5yd bucket or larger. Options: (Same as 5.24).
- 5.27. Cat 972 Wheel Loader, or Equal: Approx. 52,000 lb. operating weight, 280 HP or greater, 5.5yd bucket or larger. Options: (Same as 5.24).
- 5.28. CAT 982 Wheel Loader, or Equal: Approx. 78,000 lb. operating weight, 8.5yd bucket or larger. Options: (Same as 5.24).
- 5.29. Cat CP34 Vibratory Roller, or Equal: Approx. 10,000 lb. operating weight, 50” padfoot drum, 62” blade.
- 5.30. Cat CP44 Vibratory Roller, or Equal: Approx. 15,000 lb. operating weight, 66” padfoot drum, 78” blade.
- 5.31. Cat CP56 Vibratory Roller, or Equal: Approx. 24,000 lb. operating weight, 84” padfoot drum, 108” blade.

- 5.32. Cat CS34 Vibratory Roller, or Equal: Approx. 10,000 lb. operating weight, 50” smooth drum, 62” blade.
- 5.33. Cat CS44 Vibratory Roller, or Equal: Approx. 15,000 lb. operating weight, 66” smooth drum, 78” blade.
- 5.34. Cat CS56 Vibratory Roller, or Equal: Approx. 24,000 lb. operating weight, 84” smooth drum, 108” blade.
- 5.35. Cat 815 Soil Compactor, or Equal: Approx. 45,000 lb. operating weight, Four Drum Articulated Frame, 12’ Blade.
- 5.36. Cat 825 Soil Compactor, or Equal: Approx. 70,000 lb. operating weight, Four Drum Articulated Frame, 15’ Blade.
- 5.37. Smithco SX 2 Side Dump, or Equal: Max payload of 60,000 lbs. Options: Snow liner, sideboard for snow blower.
- 5.38. CAT 416 4WD Backhoe, or Equal: Approx. 17,900 lb. operating weight, 87 HP or greater, Dig Depth 17’11” or greater. Option: Frost Bucket.
- 5.39. CAT 420 4WD, IT Backhoe, or Equal: Approx. 19,500 lb. operating weight, 95 HP or greater, Dig Depth 17’10” or greater. Option: Frost Bucket.
- 5.40. CAT 430 4WD, IT Backhoe, or Equal: Approx. 17,000 lb. operating weight, 109 HP or greater, Dig Depth 19’6” or greater. Option: Frost Bucket.
- 5.41. Cat 246 Skid Steer Loader, or Equal: Approx. 7,000 lb. operating weight, 65 HP or greater, 2,000 lb. capacity. Option: Snow Blower Attachment.
- 5.42. Cat 272 Skid Steer Loader, or Equal: Approx. 8,000 lb. operating weight, 80 HP or greater, 3,000 lb. capacity. Option: Snow Blower Attachment.
- 5.43. CAT 249 CTL VERT, Skid Steer Loader, or Equal: Approx. 7,900 lb. operating weight, 66 HP or greater. Option: Snow Blower Attachment.
- 5.44. CAT 239 CTL, Skid Steer Loader, or Equal: Approx. 7,500 lb. operating weight, 73 HP or greater. Option: Snow Blower Attachment.
- 5.45. CAT 259 CTL VERT, Skid Steer Loader, or Equal: Approx. 9,000 lb. operating weight, 73 HP or greater. Option: Snow Blower Attachment.
- 5.46. CAT 279 CTL, Skid Steer Loader, or Equal: Approx. 9,900 lb. operating weight, 73 HP or greater. Option: Snow Blower Attachment.
- 5.47. CAT 299 CTL VERT, Skid Steer Loader, or Equal: Approx. 10,800 lb. operating weight, 95/106 HP or greater. Option: Snow Blower Attachment.
- 5.48. Line Truck: NPC Northern Power Company or equal. Automatic transmission is preferred.

- 5.49. 30-59 ft High Reach Bucket Truck, or Equal: Rated and certified for work on overhead electrical distribution lines up to 34,500 Volts. Automatic transmission is preferred.
- 5.50. 98 ft High Reach Bucket Truck, or Equal: (Same as 5.49).
- 5.51. 100 ft 6x6 High Reach Bucket Truck, or Equal: (Same as 5.49).
- 5.52. Cat TL642 Telescopic Handler, or Equal: 40’ lift height, 6,000 lb. capacity, approx. 20,000 lb. operating weight, 95 HP or greater.
- 5.53. Cat TL1055 Telescopic Handler, or Equal: 55’ lift height, 10,000 lb. capacity, approx. 30,000 lb. operating weight, 125 HP or greater. *(Adjusted based on standard Cat specs)*
- 5.54. 125' Telescopic Boom Lift, or Equal: Max working height 131 ft, max horizontal reach 80 ft, platform capacity 660 lb. (unrestricted) / 1,000 lb. (restricted).
- 5.55. 85' Telescopic Boom Lift, or Equal: Max working height 91 ft, max horizontal reach 74 ft 6 in, platform capacity 660 lb. (unrestricted) / 1,000 lb. (restricted).
- 5.56. 5,000-gallon Water Truck, or Equal: 5,000-gallon tank, multiple sprayers, hose reel, water cannon, 6-wheel articulated frame. Options: Independent cab controls, automatic transmission.
- 5.57. 6,000-gallon Water Truck, or Equal: (Same as 5.56, but 6,000-gallon).
- 5.58. 2000-Gal Water Truck: 2,000-gallon, street legal, multiple sprayers, water cannon.
- 5.59. 4000-Gal Water Truck: 4,000-gallon, street legal, multiple sprayers, hose reel, water cannon. Options: (Same as 5.56).
- 5.60. 6’ Trailer Mounted Trash Pump, or Equal: Trailer mounted, 1400 GPM minimum, 20-gallon diesel fuel tank minimum.
- 5.61. 6,000 Gallon Water Tank on Articulating Rock Truck Chassis: Suitable for summer/winter use.

6.0 GOVERNMENT-FURNISHED PROPERTY & SERVICES

6.1. Government-Furnished Property (GFP): The Government will not furnish any property or facilities to the Contractor for the performance of this contract.

6.2. Government-Furnished Services (GFS): The Government will provide diesel fuel as required for Government use of the equipment during the lease period at no cost to the Contractor. No other services will be provided.

7.0 GENERAL INFORMATION

7.1. Period of Performance (PoP): The ordering period for this BPA shall not exceed five (5) years from the date of award. The specific rental period for each piece of equipment will be defined in the individual call order.

7.2. Government Representative: The Contracting Officer (CO) will designate a Government Representative to act as the Government's technical point of contact for contract administration. The Government Representative is not authorized to change any terms, conditions, or pricing of the contract. All contractual changes must be made in writing by the CO.

8.0 Service Delivery Summary

The Contractor's performance will be evaluated based on the standards outlined below. The Government will monitor performance to ensure services are received in accordance with the PWS. The Contracting Officer may seek consideration (e.g., a price reduction on the BPA Call invoice) or decline to place future BPA Calls with a Contractor for services that consistently fail to meet the Acceptable Quality Level (AQL).

Required Service (Performance Objective)	PWS Paragraph	Performance Standard	Acceptable Quality Level (AQL)	Method of Surveillance
1. Equipment Delivery & Condition	3.0 & 4.0	Equipment is delivered within the required 12-hour window (or as specified in the BPA Call), meets all salient characteristics, and passes joint inspection.	95% of equipment deliveries meet all PWS standards and timelines without rejection.	100% Inspection by Government POC at delivery.
2. Emergency Maintenance Response	2.3	Contractor responds to Government service calls for malfunctioning equipment within 24 hours.	95% of service calls responded to within 24 hours.	Service Call Log maintained by Government POC.
3. Equipment Uptime & Replacement	2.2	If equipment is inoperable for more than 24 hours, Contractor provides a compliant replacement vehicle within 48 hours of initial notification.	100% compliance. A replacement must be provided within the 48-hour window to avoid	Daily operational checks and downtime documentation by Government POC.

			billing deductions.	
4. Accurate Invoicing & Administration	General	Invoices submitted via WAWF are accurate, reflect actual equipment uptime (excluding maintenance downtime >24 hours), and match BPA Call pricing.	100% of invoices are accurate upon submission.	Government POC review of WAWF receiving reports.
5. Operator Performance	2.5	Contractor-provided operators perform tasks efficiently, safely, and in accordance with site-specific safety plans.	100% compliance with safety standards; zero accidents due to operator error.	Government Representative Observation and daily safety reports.

9.0 ATTACHMENTS
a. Equipment Drop Off Locations

Bld 2351 2236 Central Ave
Bld 3405 552 Division Street
Eielson AFB
Bld 4105 2832 Flightline Ave

Delta Drop Off Location:
MGRS: 06W WS 61585 03572/
Lat/Long: 64.053382° N, 145.738428° W

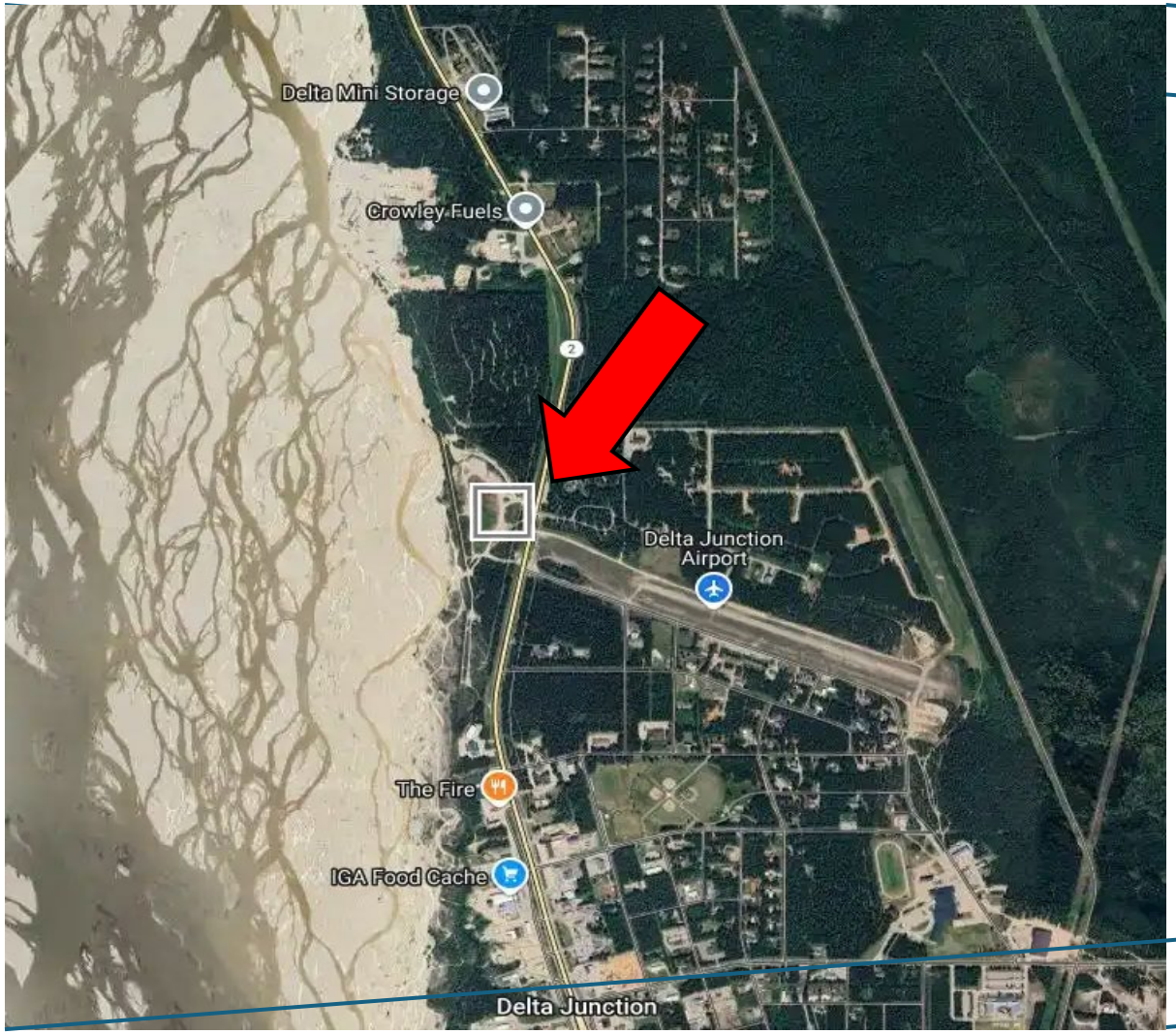

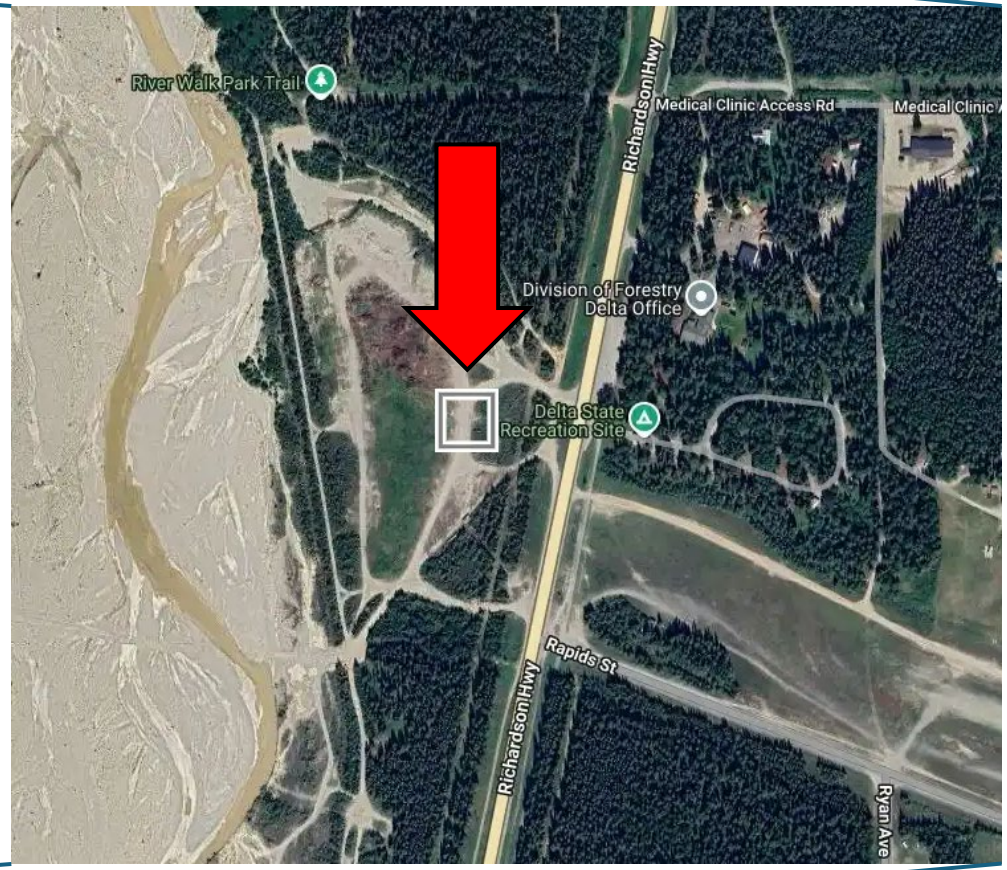

Directions to Delta Drop Off

- Pass Eielson AFB heading toward Delta Jt, AK
- Pass Division of Forestry on Left side
  - Take immediate Right into “Burn Pit Area”
  - Meet personnel for equipment drop off
  - Approx. Mile Marker location: 267

Tanana Flats Drop Off:
MGRS: 06W VS 97098 59535
Lat/Long: 64.561034° N, 147.060542° W

Directions to Tanana Flats Drop Off

- Pass Eielson AFB continue South on HWY 2
- Take Right Turn on Tom Bear Trail
  - Continue down road until it has a 4 way stop with a red gate
  - Gate will be open continue toward AK Railroad bridge and meet personnel

YTA Drop Off Location:
MGRS: 06W WS 20535 70625
Lat/Long: 64.659938° N, 146.569977° W

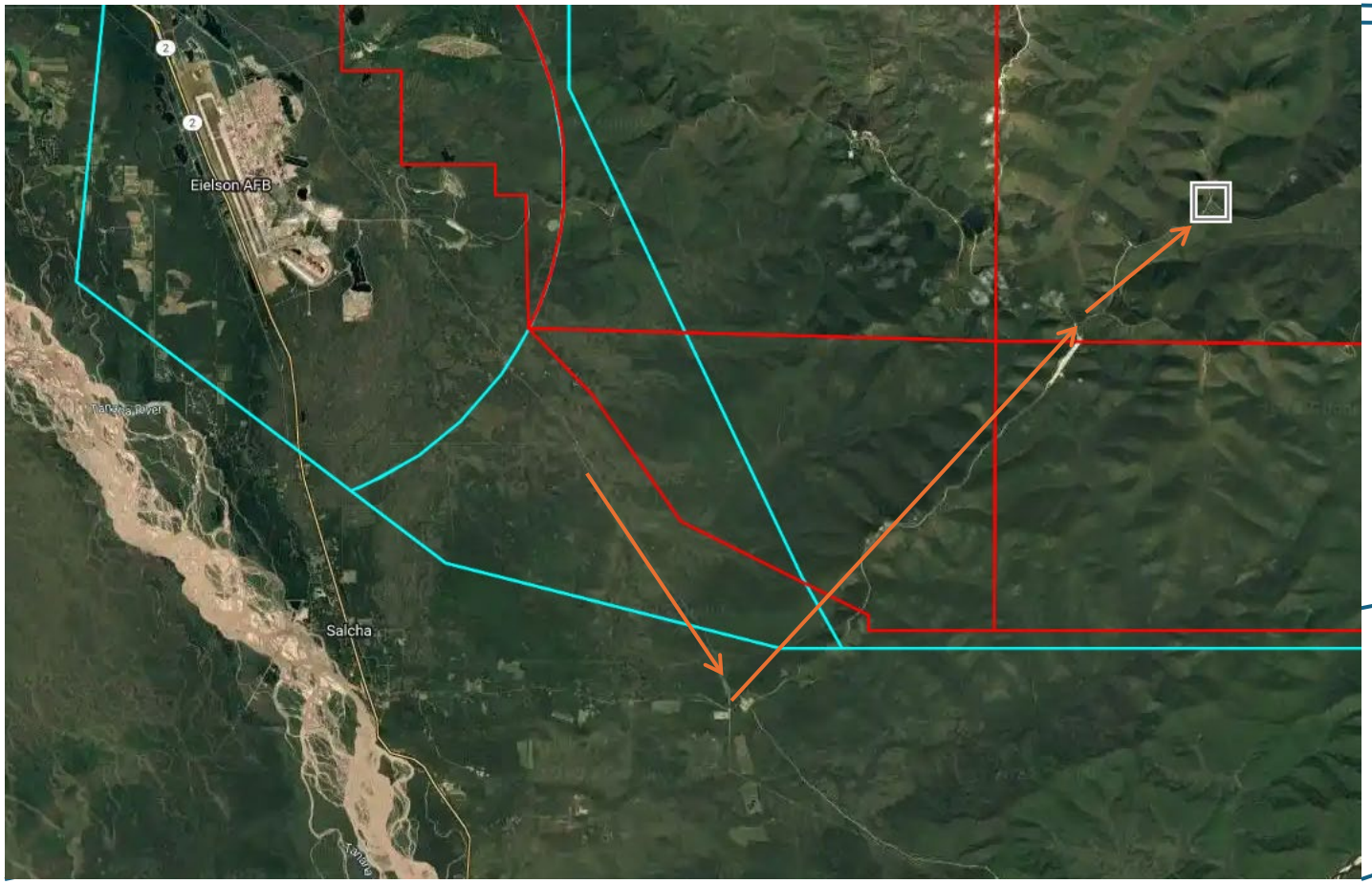

Directions to YTA Drop Off (Gate 12)

- Pass Eielson AFB continue South
- Take Left turn on Johnson Road
- Continue East approx. 24 miles take right on Brigadier Road
- Drive approx. 1.5 miles down Brigadier and take left on South Cam Rd.
- Drive approx. 4 miles and meet personnel at Gate 12