SHEET KEYNOTES

SHEET NOTES

1. REFER TO F-001 FOR GENERAL SHEET NOTES AND ABBREVIATIONS
2. THESE DRAWINGS ARE DIAGRAMMATIC IN NATURE AND SHOW APPROXIMATE PIPE AND SPRINKLER LOCATIONS. CONTRACTOR IS RESPONSIBLE FOR COORDINATION OF FINAL LAYOUT AND SPRINKLER PLACEMENT WITH PROCESS EQUIPMENT AND OTHER OBSTRUCTIONS

FIRE PROTECTION LEGEND

	PENDENT SPRINKLER
	UPRIGHT SPRINKLER
	SPRINKLER PIPING
	WATER INFRASTRUCTURE UPGRADE PIPE
	SPRINKLER RISER
	BREAK LINE

FIRE PROTECTION SCOPE LEGEND

	AREA OF WORK: WHERE CEILINGS WERE REMOVED, DEMOLISH UPRIGHT SPRINKLERS AND ASSOCIATED SPRIGS INSTALLED DURING CONSTRUCTION. INSTALL NEW PENDENT SPRINKLERS AND ASSOCIATED DROPS SUCH THAT COMPLETE COVERAGE IS PROVIDED PER NFPA 13 EXCEPT AS MODIFIED BY THE VA FIRE PROTECTION DESIGN MANUAL.
	AREA NOT IN PROJECT SCOPE

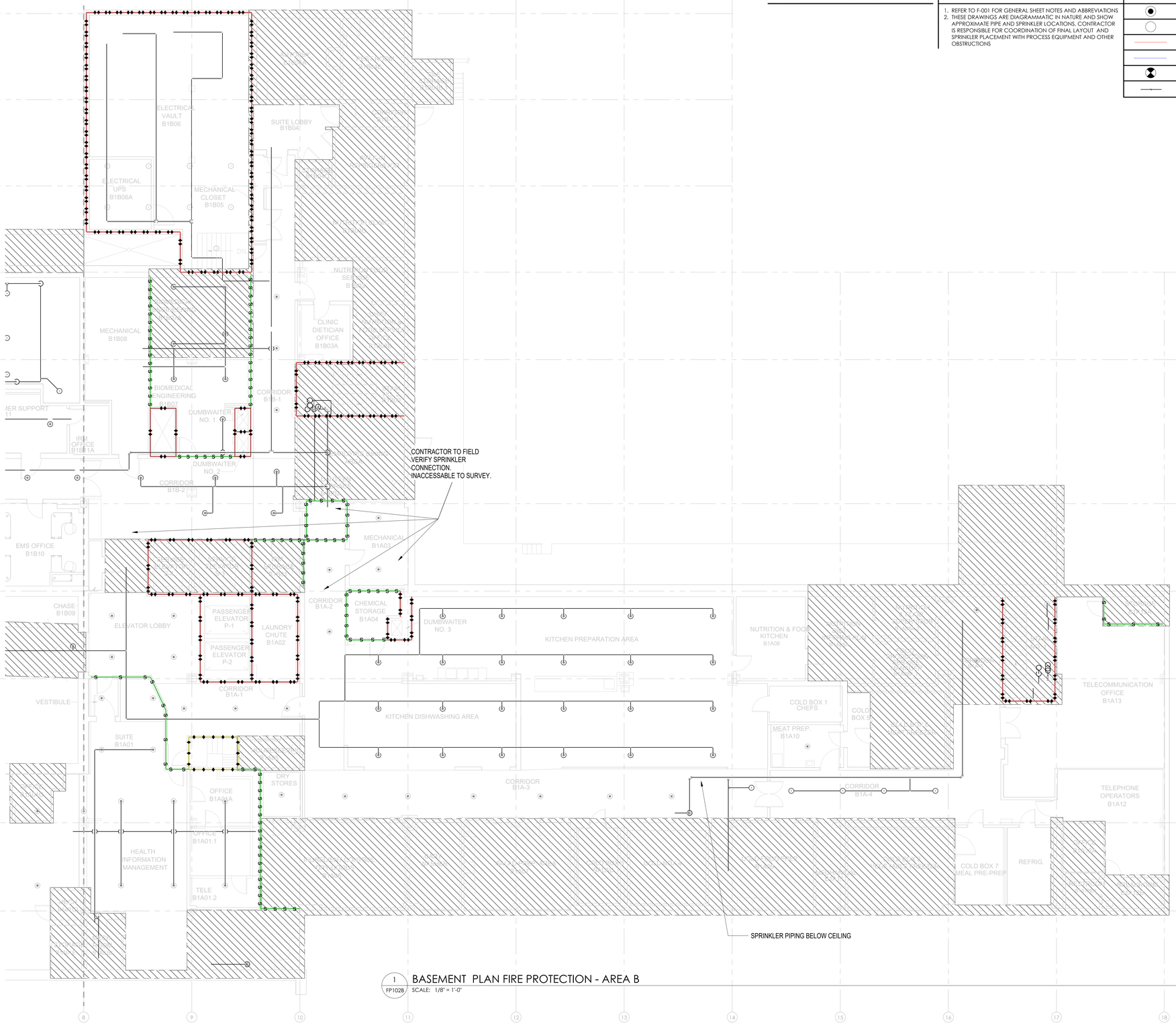

1 / FP102B BASEMENT PLAN FIRE PROTECTION - AREA B

SCALE: 1/8" = 1'-0"

NORTH

BID SET	05/04/2026
Revisions:	Date:

CONSULTANT

VELTRE ENGINEERING, INC.
FIRE PROTECTION ENGINEERING
LIFE SAFETY | CODE CONSULTING
2899 DICKENS ST, UNIT C-01
SAN DIEGO, CA 92106 (858)490-9043

DESIGNER OF RECORD

A/E:
DAVENERGY SOLUTIONS
2207 GARNET AVE, SUITE I
SAN DIEGO, CA 92109
619-770-8552

DAVENERGY SOLUTIONS
ENGINEERING | CONSTRUCTION MANAGEMENT

STAMP

REGISTERED PROFESSIONAL ENGINEER
JOHN VELTRE
No. 33020
Exp. 6/30/27
MECHANICAL
STATE OF CALIFORNIA

Office of Construction and Facilities Management

VA U.S. Department of Veterans Affairs

Drawing Title: BASEMENT PLAN FIRE PROTECTION - AREA B	Phase: BID SET	Project Title: VACCHCS FRESNO REPLACE + EXPAND CHILLED WATER INFRASTRUCTURE	Project Number: 570-20-308
			Building Number:
Approved: Approver	-	Location: FRESNO VA HOSPITAL, 2615 E CLINTON AVE, FRESNO, CA 93703	Drawing Number: FP102B
		Issue Date: 05/04/2026 · Checked: JVV · Drawn: CHP	

VA FORM 08 - 6231

Autodesk Docs://220310 VA Fresno Chilled Water Infrastructure/Fresno Chilled Water Infrastructure - FP.rvt

5/4/2026 12:20:17 PM

SHEET KEYNOTES

SHEET NOTES

1. REFER TO F-001 FOR GENERAL SHEET NOTES AND ABBREVIATIONS
2. THESE DRAWINGS ARE DIAGRAMMATIC IN NATURE AND SHOW APPROXIMATE PIPE AND SPRINKLER LOCATIONS. CONTRACTOR IS RESPONSIBLE FOR COORDINATION OF FINAL LAYOUT AND SPRINKLER PLACEMENT WITH PROCESS EQUIPMENT AND OTHER OBSTRUCTIONS

FIRE PROTECTION LEGEND

	PENDENT SPRINKLER
	UPRIGHT SPRINKLER
	SPRINKLER PIPING
	WATER INFRASTRUCTURE UPGRADE PIPE
	SPRINKLER RISER
	BREAK LINE

FIRE PROTECTION SCOPE LEGEND

	AREA OF WORK: WHERE CEILINGS WERE REMOVED, DEMOLISH UPRIGHT SPRINKLERS AND ASSOCIATED SPRIGS INSTALLED DURING CONSTRUCTION. INSTALL NEW PENDENT SPRINKLERS AND ASSOCIATED DROPS SUCH THAT COMPLETE COVERAGE IS PROVIDED PER NFPA 13 EXCEPT AS MODIFIED BY THE VA FIRE PROTECTION DESIGN MANUAL.
	AREA NOT IN PROJECT SCOPE

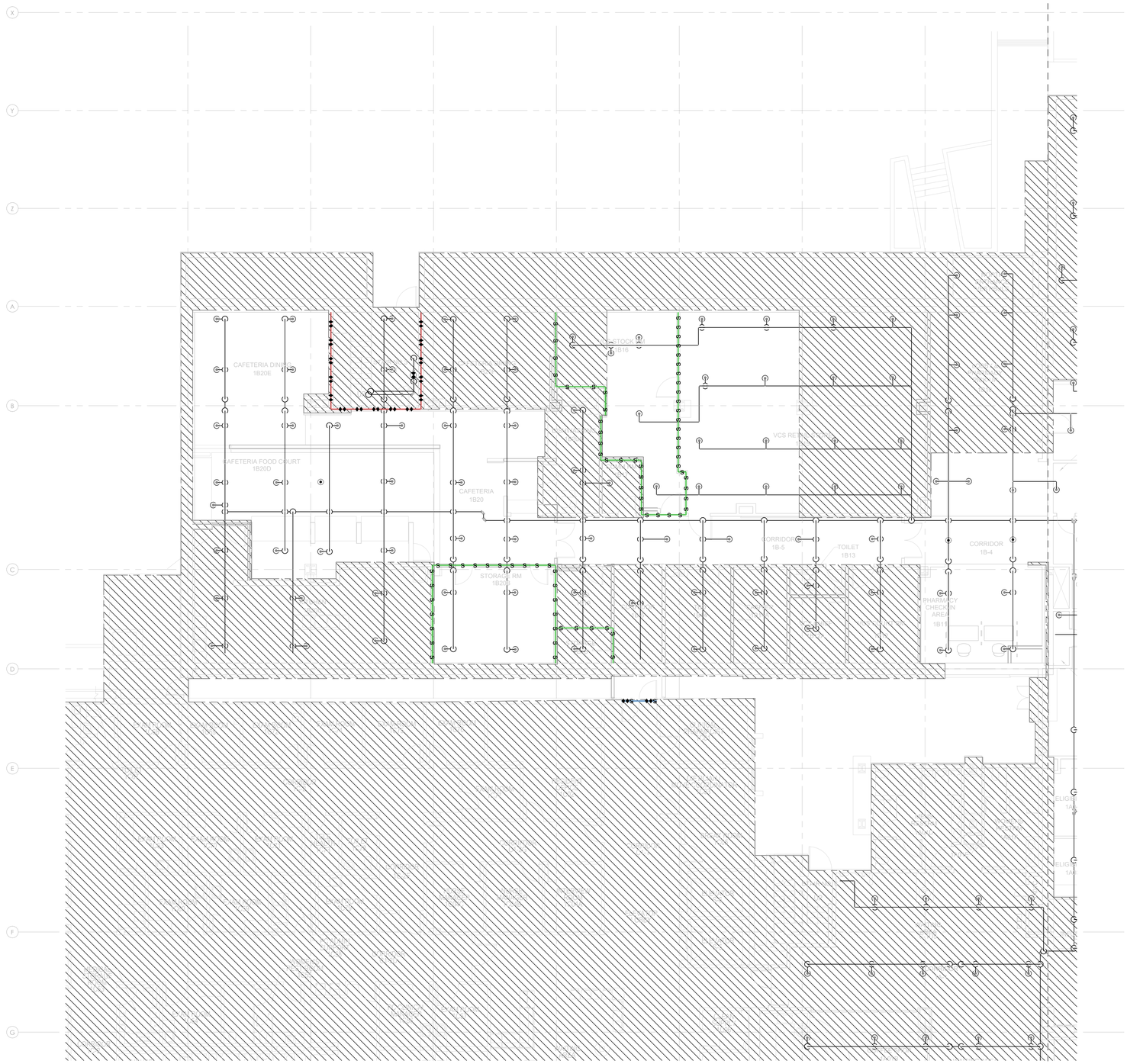

1 FP103A 1ST FLOOR PLAN FIRE PROTECTION - AREA A
SCALE: 1/8" = 1'-0"

NORTH

BID SET	05/04/2026
Revisions:	Date:

CONSULTANT

VELTRE ENGINEERING, INC.
FIRE PROTECTION ENGINEERING
LIFE SAFETY | CODE CONSULTING
2899 DICKENS ST, UNIT C-01
SAN DIEGO, CA 92106 (858)490-9043

DESIGNER OF RECORD

A/E:
DAVENERGY SOLUTIONS
2207 GARNET AVE, SUITE I
SAN DIEGO, CA 92109
619-770-8552

DAVENERGY SOLUTIONS
ENGINEERING | CONSTRUCTION MANAGEMENT

STAMP

REGISTERED PROFESSIONAL ENGINEER
JOHN VELTRE
No. 33020
Exp. 6/30/27
FIRE PROTECTION
STATE OF CALIFORNIA

Office of Construction and Facilities Management

VA U.S. Department of Veterans Affairs

Drawing Title: FIRST FLOOR PLAN FIRE PROTECTION - AREA A	Phase: BID SET	Project Title: VACCHCS FRESNO REPLACE + EXPAND CHILLED WATER INFRASTRUCTURE	Project Number: 570-20-308
Approved: Approver	-	Location: FRESNO VA HOSPITAL, 2615 E CLINTON AVE, FRESNO, CA 93703	Building Number:
		Issue Date: 05/04/2026 / Checked: JVV / Drawn: CHP	Drawing Number: FP103A

VA FORM 08 - 6231

Autodesk Docs://22201 0 VA Fresno Chilled Water Infrastructure/Fresno Chilled Water Infrastructure - FP.rvt
5/4/2026 12:20:19 PM

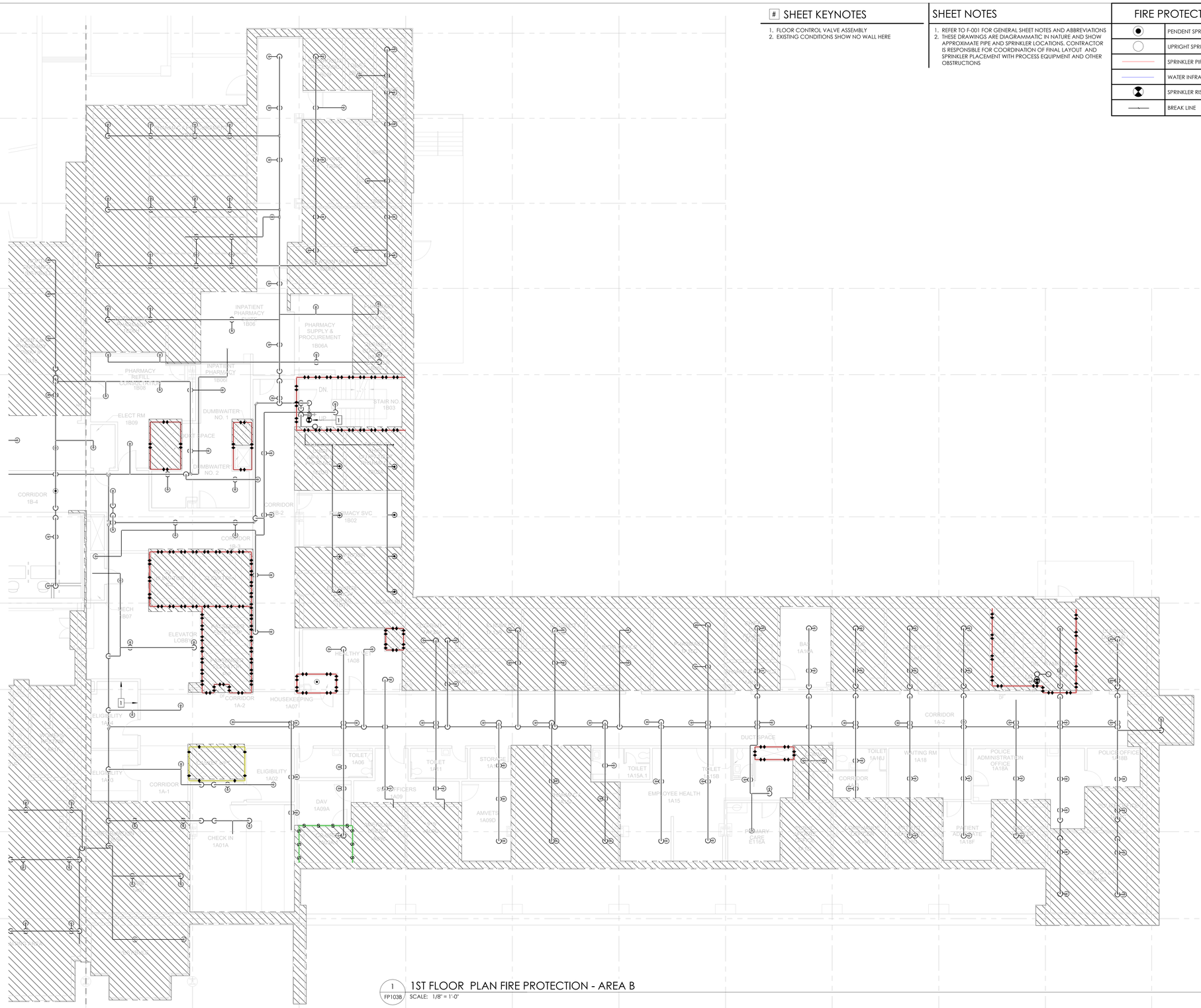

1 FP103B 1ST FLOOR PLAN FIRE PROTECTION - AREA B

SCALE: 1/8" = 1'-0"

NORTH

SHEET KEYNOTES

1. FLOOR CONTROL VALVE ASSEMBLY
2. EXISTING CONDITIONS SHOW NO WALL HERE

SHEET NOTES

1. REFER TO F-001 FOR GENERAL SHEET NOTES AND ABBREVIATIONS
2. THESE DRAWINGS ARE DIAGRAMMATIC IN NATURE AND SHOW APPROXIMATE PIPE AND SPRINKLER LOCATIONS. CONTRACTOR IS RESPONSIBLE FOR COORDINATION OF FINAL LAYOUT AND SPRINKLER PLACEMENT WITH PROCESS EQUIPMENT AND OTHER OBSTRUCTIONS

FIRE PROTECTION LEGEND

	PENDENT SPRINKLER
	UPRIGHT SPRINKLER
	SPRINKLER PIPING
	WATER INFRASTRUCTURE UPGRADE PIPE
	SPRINKLER RISER
	BREAK LINE

FIRE PROTECTION SCOPE LEGEND

	AREA OF WORK: WHERE CEILINGS WERE REMOVED, DEMOLISH UPRIGHT SPRINKLERS AND ASSOCIATED SPRIGS INSTALLED DURING CONSTRUCTION. INSTALL NEW PENDENT SPRINKLERS AND ASSOCIATED DROPS SUCH THAT COMPLETE COVERAGE IS PROVIDED PER NFPA 13 EXCEPT AS MODIFIED BY THE VA FIRE PROTECTION DESIGN MANUAL.
	AREA NOT IN PROJECT SCOPE

BID SET	05/04/2026
Revisions:	Date:

CONSULTANT

VELTRE ENGINEERING, INC.
FIRE PROTECTION ENGINEERING
LIFE SAFETY | CODE CONSULTING
2899 DICKENS ST, UNIT C-01
SAN DIEGO, CA 92106 (858)490-9043

DESIGNER OF RECORD

A/E:
DAVENERGY SOLUTIONS
2207 GARNET AVE, SUITE I
SAN DIEGO, CA 92109
619-770-8552

DAVENERGY SOLUTIONS
ENGINEERING | CONSTRUCTION MANAGEMENT

STAMP

REGISTERED PROFESSIONAL ENGINEER
JOHN VELTRE
No. 33020
Exp. 6/30/26
MECHANICAL
STATE OF CALIFORNIA

Office of Construction and Facilities Management

VA U.S. Department of Veterans Affairs

Drawing Title: FIRST FLOOR PLAN FIRE PROTECTION - AREA B	Phase: BID SET	Project Title: VACCHCS FRESNO REPLACE + EXPAND CHILLED WATER INFRASTRUCTURE	Project Number: 570-20-308
			Building Number:
Approved: Approver	-	Location: FRESNO VA HOSPITAL, 2615 E CLINTON AVE, FRESNO, CA 93703	Drawing Number: FP103B
		Issue Date: 05/04/2026 · Checked: JVV · Drawn: CHP	

VA FORM 08 - 6231

Autodesk Docs://220210 VA Fresno Chilled Water Infrastructure/Fresno Chilled Water Infrastructure - FP.rvt

5/4/2026 12:20:21 PM

SHEET KEYNOTES

SHEET NOTES

1. REFER TO F-001 FOR GENERAL SHEET NOTES AND ABBREVIATIONS
2. THESE DRAWINGS ARE DIAGRAMMATIC IN NATURE AND SHOW APPROXIMATE PIPE AND SPRINKLER LOCATIONS. CONTRACTOR IS RESPONSIBLE FOR COORDINATION OF FINAL LAYOUT AND SPRINKLER PLACEMENT WITH PROCESS EQUIPMENT AND OTHER OBSTRUCTIONS

FIRE PROTECTION LEGEND

	PENDENT SPRINKLER
	UPRIGHT SPRINKLER
	SPRINKLER PIPING
	WATER INFRASTRUCTURE UPGRADE PIPE
	SPRINKLER RISER
	BREAK LINE

FIRE PROTECTION SCOPE LEGEND

	AREA OF WORK: WHERE CEILINGS WERE REMOVED, DEMOLISH UPRIGHT SPRINKLERS AND ASSOCIATED SPRIGS INSTALLED DURING CONSTRUCTION. INSTALL NEW PENDENT SPRINKLERS AND ASSOCIATED DROPS SUCH THAT COMPLETE COVERAGE IS PROVIDED PER NFPA 13 EXCEPT AS MODIFIED BY THE VA FIRE PROTECTION DESIGN MANUAL.
	AREA NOT IN PROJECT SCOPE

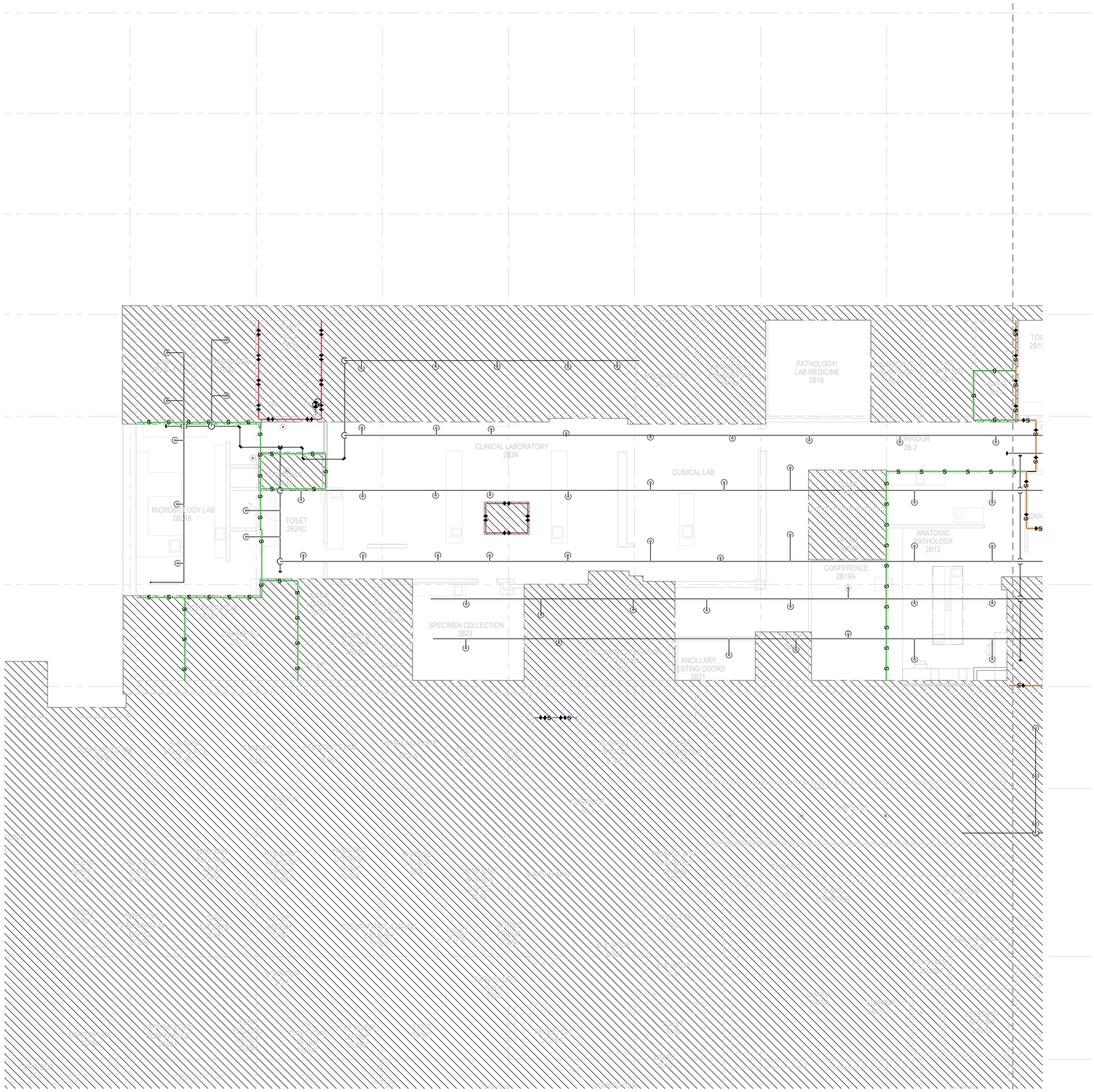

1 FP104A 2ND FLOOR PLAN FIRE PROTECTION - AREA A
SCALE: 1/8" = 1'-0"

NORTH

BID SET	05/04/2026
Revisions:	Date:

CONSULTANT

VELTRE ENGINEERING, INC.
FIRE PROTECTION ENGINEERING
LIFE SAFETY | CODE CONSULTING
2899 DICKENS ST, UNIT C-01
SAN DIEGO, CA 92106 (858)490-9043

DESIGNER OF RECORD

A/E:
DAVENERGY SOLUTIONS
2207 GARNET AVE, SUITE I
SAN DIEGO, CA 92109
619-770-8552

DAVENERGY SOLUTIONS
ENGINEERING | CONSTRUCTION MANAGEMENT

STAMP

REGISTERED PROFESSIONAL ENGINEER JOHN VELTRE No. 33020 Exp. 6/30/26 MECHANICAL CALIFORNIA

Office of Construction and Facilities Management

VA U.S. Department of Veterans Affairs

Drawing Title: SECOND FLOOR PLAN FIRE PROTECTION - AREA A	Phase: BID SET	Project Title: VACCHCS FRESNO REPLACE + EXPAND CHILLED WATER INFRASTRUCTURE	Project Number: 570-20-308
			Building Number:
Approved: Approver	-	Location: FRESNO VA HOSPITAL, 2615 E CLINTON AVE, FRESNO, CA 93703	Drawing Number: FP104A
		Issue Date: 05/04/2026 · Checked: JVV · Drawn: CHP	

VA FORM 08 - 6231

Autodesk Docs://220210 VA Fresno Chilled Water Infrastructure/Fresno Chilled Water Infrastructure - FP.rvt
5/4/2026 12:20:23 PM

SHEET KEYNOTES

1. FLOOR CONTROL VALVE ASSEMBLY 1 OF 2
2. FLOOR CONTROL VALVE ASSEMBLY 2 OF 2
3. PROVIDE NON-MAGNETIC SPRINKLERS. PIPE MAY BE COPPER OR SOME OTHER NONFERROUS MATERIAL

SHEET NOTES

1. REFER TO F-001 FOR GENERAL SHEET NOTES AND ABBREVIATIONS
2. THESE DRAWINGS ARE DIAGRAMMATIC IN NATURE AND SHOW APPROXIMATE PIPE AND SPRINKLER LOCATIONS. CONTRACTOR IS RESPONSIBLE FOR COORDINATION OF FINAL LAYOUT AND SPRINKLER PLACEMENT WITH PROCESS EQUIPMENT AND OTHER OBSTRUCTIONS

FIRE PROTECTION LEGEND

	PENDENT SPRINKLER
	UPRIGHT SPRINKLER
	SPRINKLER PIPING
	WATER INFRASTRUCTURE UPGRADE PIPE
	SPRINKLER RISER
	BREAK LINE

FIRE PROTECTION SCOPE LEGEND

	AREA OF WORK: WHERE CEILINGS WERE REMOVED, DEMOLISH UPRIGHT SPRINKLERS AND ASSOCIATED SPRIGS INSTALLED DURING CONSTRUCTION. INSTALL NEW PENDENT SPRINKLERS AND ASSOCIATED DROPS SUCH THAT COMPLETE COVERAGE IS PROVIDED PER NFPA 13 EXCEPT AS MODIFIED BY THE VA FIRE PROTECTION DESIGN MANUAL.
	AREA NOT IN PROJECT SCOPE

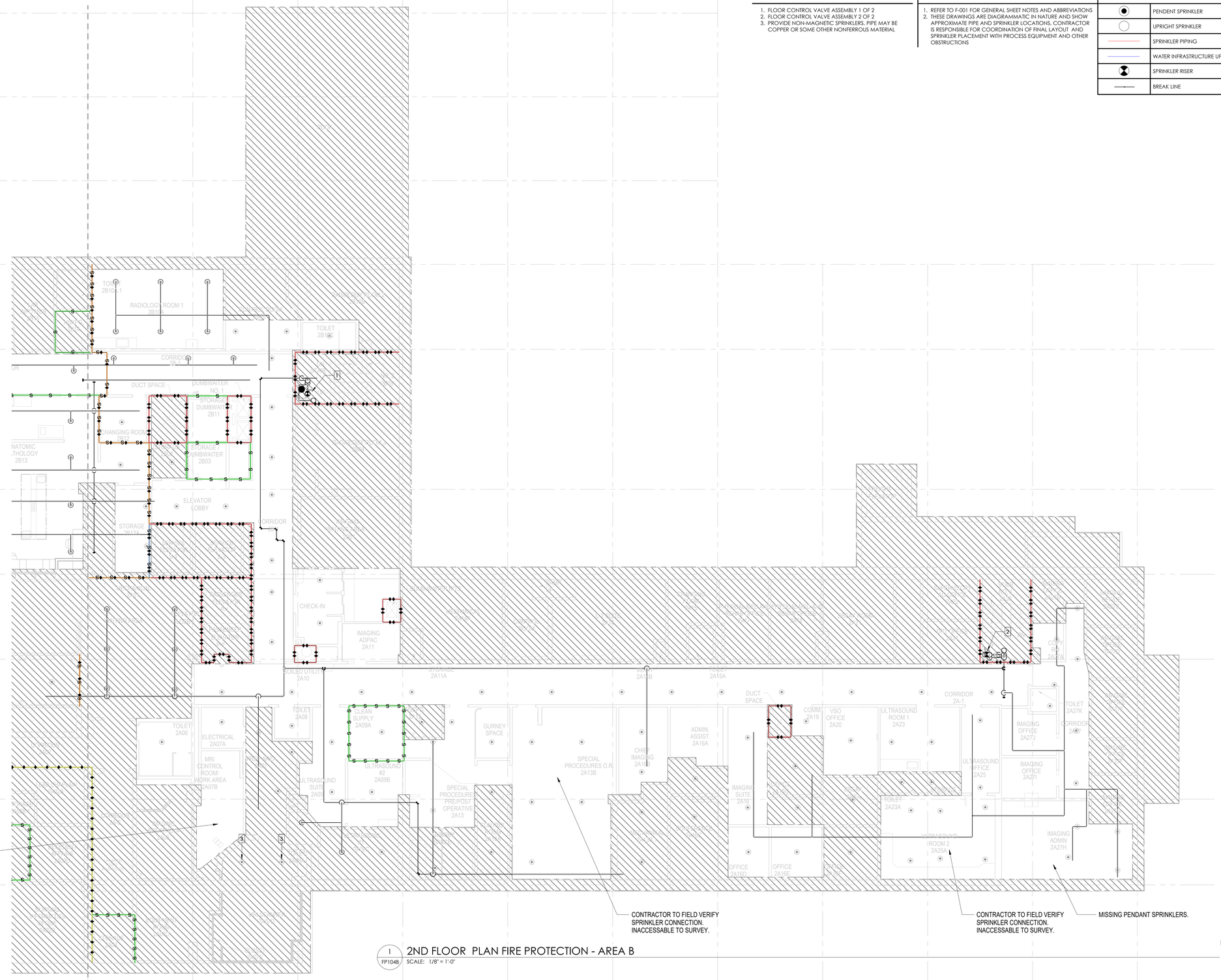

1 FP104B 2ND FLOOR PLAN FIRE PROTECTION - AREA B

SCALE: 1/8" = 1'-0"

NORTH

BID SET	05/04/2026
Revisions:	Date:

CONSULTANT

VELTRE ENGINEERING, INC.
FIRE PROTECTION ENGINEERING
LIFE SAFETY | CODE CONSULTING
2899 DICKENS ST, UNIT C-01
SAN DIEGO, CA 92106 (858)490-9043

DESIGNER OF RECORD

A/E:
DAVENERGY SOLUTIONS
2207 GARNET AVE, SUITE I
SAN DIEGO, CA 92109
619-770-8552

DAVENERGY SOLUTIONS
ENGINEERING | CONSTRUCTION MANAGEMENT

STAMP

REGISTERED PROFESSIONAL ENGINEER JOHN VELTRE No. 33020 Exp. 6/30/26 MECHANICAL CALIFORNIA

Office of Construction and Facilities Management

VA U.S. Department of Veterans Affairs

Drawing Title: SECOND FLOOR PLAN FIRE PROTECTION - AREA B	Phase: BID SET	Project Title: VACCHCS FRESNO REPLACE + EXPAND CHILLED WATER INFRASTRUCTURE	Project Number: 570-20-308
Approved: Approver	-	Location: FRESNO VA HOSPITAL, 2615 E CLINTON AVE, FRESNO, CA 93703	Building Number:
		Issue Date: 05/04/2026 · Checked: JVV · Drawn: CHP	Drawing Number: FP104B

VA FORM 08 - 6231

Autodesk Docs://222010 VA Fresno Chilled Water Infrastructure/Fresno Chilled Water Infrastructure - FP.rvt 5/4/2026 12:20:25 PM

SHEET KEYNOTES

1. FLOOR CONTROL VALVE ASSEMBLY 2 OF 3

SHEET NOTES

1. REFER TO F-001 FOR GENERAL SHEET NOTES AND ABBREVIATIONS
2. THESE DRAWINGS ARE DIAGRAMMATIC IN NATURE AND SHOW APPROXIMATE PIPE AND SPRINKLER LOCATIONS. CONTRACTOR IS RESPONSIBLE FOR COORDINATION OF FINAL LAYOUT AND SPRINKLER PLACEMENT WITH PROCESS EQUIPMENT AND OTHER OBSTRUCTIONS

FIRE PROTECTION LEGEND

	PENDENT SPRINKLER
	UPRIGHT SPRINKLER
	SPRINKLER PIPING
	WATER INFRASTRUCTURE UPGRADE PIPE
	SPRINKLER RISER
	BREAK LINE

FIRE PROTECTION SCOPE LEGEND

	AREA OF WORK: WHERE CEILINGS WERE REMOVED, DEMOLISH UPRIGHT SPRINKERS AND ASSOCIATED SPRIGS INSTALLED DURING CONSTRUCTION. INSTALL NEW PENDENT SPRINKLERS AND ASSOCIATED DROPS SUCH THAT COMPLETE COVERAGE IS PROVIDED PER NFPA 13 EXCEPT AS MODIFIED BY THE VA FIRE PROTECTION DESIGN MANUAL.
	AREA NOT IN PROJECT SCOPE

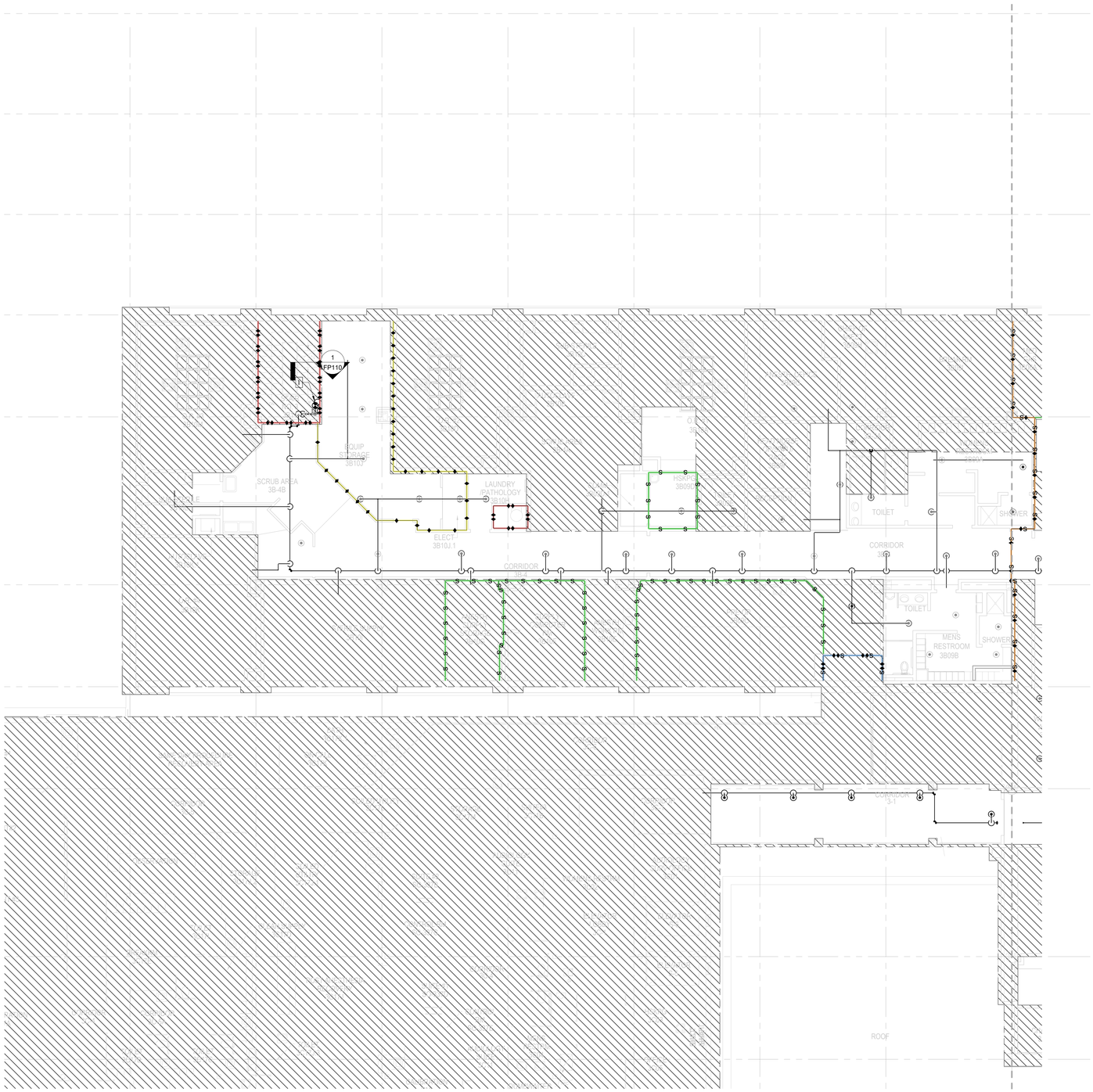

1 FP105A 3RD FLOOR PLAN FIRE PROTECTION - AREA A
SCALE: 1/8" = 1'-0"

NORTH

BID SET	05/04/2026
Revisions:	Date:

CONSULTANT

VELTRE ENGINEERING, INC.
FIRE PROTECTION ENGINEERING
LIFE SAFETY | CODE CONSULTING
2899 DICKENS ST, UNIT C-01
SAN DIEGO, CA 92106 (858)490-9043

DESIGNER OF RECORD

A/E:
DAVENERGY SOLUTIONS
2207 GARNET AVE, SUITE I
SAN DIEGO, CA 92109
619-770-8552

DAVENERGY SOLUTIONS
ENGINEERING | CONSTRUCTION MANAGEMENT

STAMP

REGISTERED PROFESSIONAL ENGINEER
JOHN VELTRE
No. 33020
Exp. 6/30/27
FIRE PROTECTION ENGINEER
STATE OF CALIFORNIA

Office of Construction and Facilities Management

VA U.S. Department of Veterans Affairs

Drawing Title: THIRD FLOOR PLAN FIRE PROTECTION - AREA A	Phase: BID SET	Project Title: VACCHCS FRESNO REPLACE + EXPAND CHILLED WATER INFRASTRUCTURE	Project Number: 570-20-308
Approved: Approver	-	Location: FRESNO VA HOSPITAL, 2615 E CLINTON AVE, FRESNO, CA 93703	Building Number:
		Issue Date: 05/04/2026 · Checked: JVV · Drawn: CHP	Drawing Number: FP105A

VA FORM 08 - 6231

Autodesk Docs://220010 VA Fresno Chilled Water Infrastructure/Fresno Chilled Water Infrastructure - FP.rvt
5/4/2026 12:20:27 PM

SHEET KEYNOTES

1. FLOOR CONTROL VALVE ASSEMBLY 1 OF 3
2. FLOOR CONTROL VALVE ASSEMBLY 3 OF 3

SHEET NOTES

1. REFER TO F-001 FOR GENERAL SHEET NOTES AND ABBREVIATIONS
2. THESE DRAWINGS ARE DIAGRAMMATIC IN NATURE AND SHOW APPROXIMATE PIPE AND SPRINKLER LOCATIONS. CONTRACTOR IS RESPONSIBLE FOR COORDINATION OF FINAL LAYOUT AND SPRINKLER PLACEMENT WITH PROCESS EQUIPMENT AND OTHER OBSTRUCTIONS

FIRE PROTECTION LEGEND

	PENDENT SPRINKLER
	UPRIGHT SPRINKLER
	SPRINKLER PIPING
	WATER INFRASTRUCTURE UPGRADE PIPE
	SPRINKLER RISER
	BREAK LINE

FIRE PROTECTION SCOPE LEGEND

	AREA OF WORK: WHERE CEILINGS WERE REMOVED, DEMOLISH UPRIGHT SPRINKLERS AND ASSOCIATED SPRIGS INSTALLED DURING CONSTRUCTION. INSTALL NEW PENDENT SPRINKLERS AND ASSOCIATED DROPS SUCH THAT COMPLETE COVERAGE IS PROVIDED PER NFPA 13 EXCEPT AS MODIFIED BY THE VA FIRE PROTECTION DESIGN MANUAL.
	AREA NOT IN PROJECT SCOPE

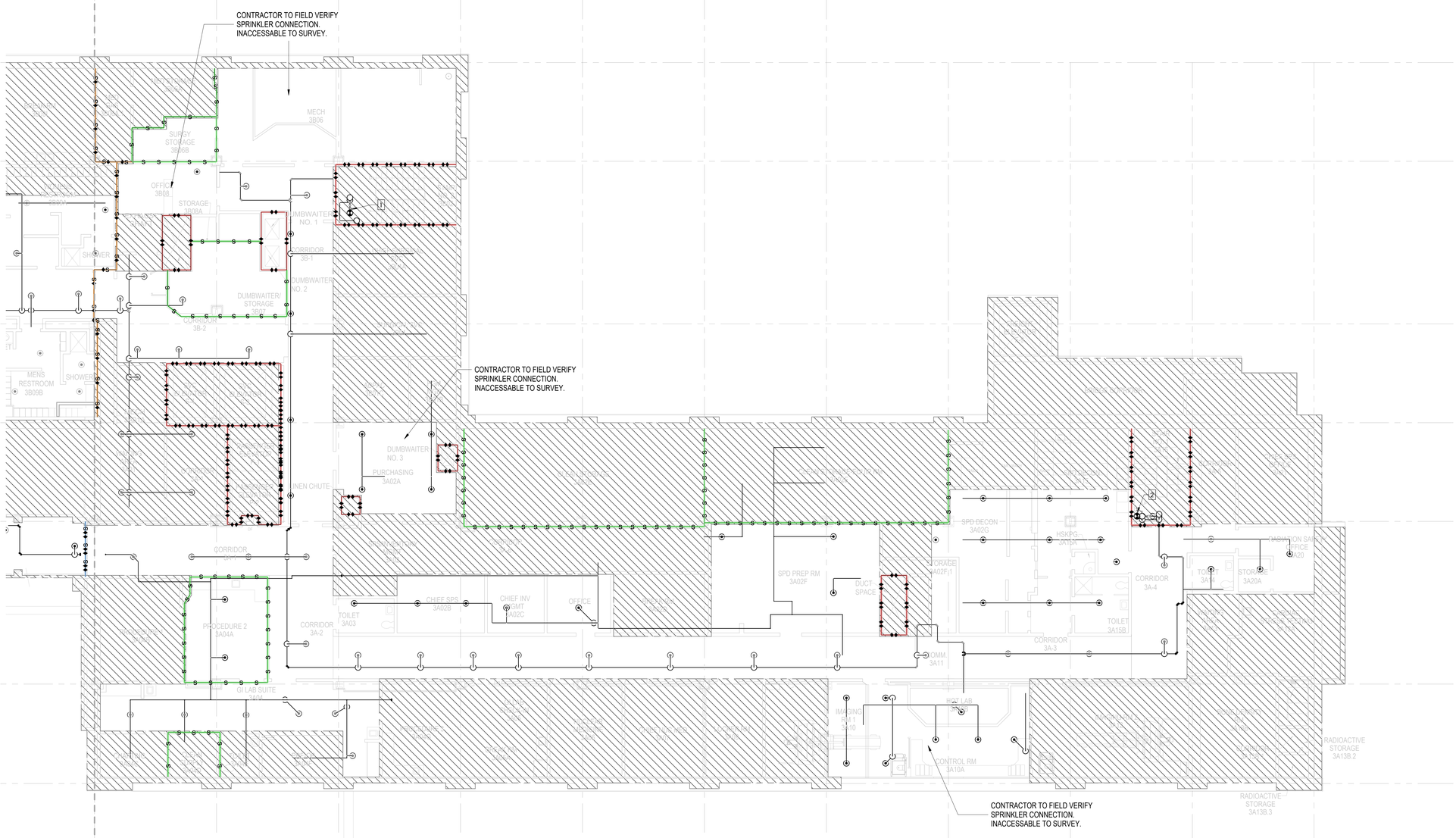

1 FP105B 3RD FLOOR PLAN FIRE PROTECTION - AREA B
SCALE: 1/8" = 1'-0"

NORTH

BID SET	05/04/2026
Revisions:	Date:

CONSULTANT

VELTRE ENGINEERING, INC.
FIRE PROTECTION ENGINEERING
LIFE SAFETY | CODE CONSULTING
2899 DICKENS ST, UNIT C-01
SAN DIEGO, CA 92106 (858)490-9043

DESIGNER OF RECORD

A/E:
DAVENERGY SOLUTIONS
2207 GARNET AVE, SUITE I
SAN DIEGO, CA 92109
619-770-8552

DAVENERGY SOLUTIONS
ENGINEERING | CONSTRUCTION MANAGEMENT

STAMP

REGISTERED PROFESSIONAL ENGINEER
JOHN VELTRE
No. 33020
Exp. 6/30/26
FIRE PROTECTION
STATE OF CALIFORNIA

Office of Construction and Facilities Management

VA U.S. Department of Veterans Affairs

Drawing Title THIRD FLOOR PLAN FIRE PROTECTION - AREA B	**Phase** BID SET	**Project Title** VACCHCS FRESNO REPLACE + EXPAND CHILLED WATER INFRASTRUCTURE	**Project Number** 570-20-308
			Building Number
Approved: Approver	-	**Location** FRESNO VA HOSPITAL 2615 E CLINTON AVE, FRESNO, CA 93703	**Drawing Number** FP105B
		Issue Date 05/04/2026 · **Checked** JVV · **Drawn** CHP	

VA FORM 08 - 6231

Autodesk Docs://222010 VA Fresno Chilled Water Infrastructure/Fresno Chilled Water Infrastructure - FP.rvt
5/4/2026 12:20:29 PM

SHEET KEYNOTES

1. FLOOR CONTROL VALVE ASSEMBLY 2 OF 3

SHEET NOTES

1. REFER TO F-001 FOR GENERAL SHEET NOTES AND ABBREVIATIONS
2. THESE DRAWINGS ARE DIAGRAMMATIC IN NATURE AND SHOW APPROXIMATE PIPE AND SPRINKLER LOCATIONS. CONTRACTOR IS RESPONSIBLE FOR COORDINATION OF FINAL LAYOUT AND SPRINKLER PLACEMENT WITH PROCESS EQUIPMENT AND OTHER OBSTRUCTIONS

FIRE PROTECTION LEGEND

	PENDENT SPRINKLER
	UPRIGHT SPRINKLER
	SPRINKLER PIPING
	WATER INFRASTRUCTURE UPGRADE PIPE
	SPRINKLER RISER
	BREAK LINE

FIRE PROTECTION SCOPE LEGEND

	AREA OF WORK: WHERE CEILINGS WERE REMOVED, DEMOLISH UPRIGHT SPRINKERS AND ASSOCIATED SPRIGS INSTALLED DURING CONSTRUCTION. INSTALL NEW PENDENT SPRINKLERS AND ASSOCIATED DROPS SUCH THAT COMPLETE COVERAGE IS PROVIDED PER NFPA 13 EXCEPT AS MODIFIED BY THE VA FIRE PROTECTION DESIGN MANUAL.
	AREA NOT IN PROJECT SCOPE

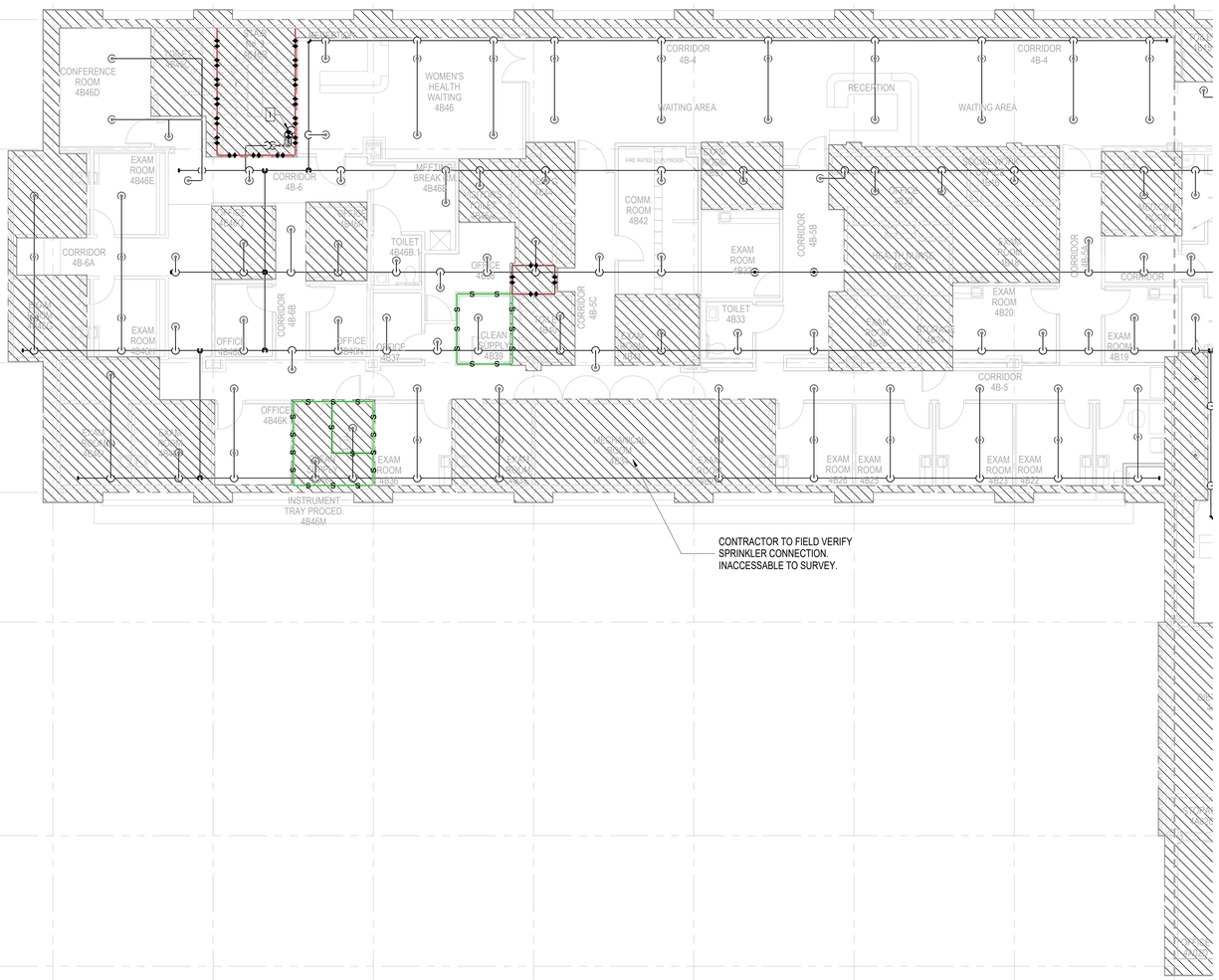

1 FP106A 4TH FLOOR PLAN FIRE PROTECTION - AREA A
SCALE: 1/8" = 1'-0"

NORTH

BID SET	05/04/2026
Revisions:	Date:

CONSULTANT

VELTRE ENGINEERING, INC.
FIRE PROTECTION ENGINEERING
LIFE SAFETY | CODE CONSULTING
2899 DICKENS ST, UNIT C-01
SAN DIEGO, CA 92106 (858)490-9043

DESIGNER OF RECORD

A/E:
DAVENERGY SOLUTIONS
2207 GARNET AVE, SUITE I
SAN DIEGO, CA 92109
619-770-8552

DAVENERGY SOLUTIONS
ENGINEERING | CONSTRUCTION MANAGEMENT

STAMP

REGISTERED PROFESSIONAL ENGINEER
JOHN VELTRE
No. 33020
Exp. 6/30/27
MECHANICAL
STATE OF CALIFORNIA

Office of Construction and Facilities Management

VA U.S. Department of Veterans Affairs

Drawing Title: FOURTH FLOOR PLAN FIRE PROTECTION - AREA A	Phase: BID SET	Project Title: VACCHCS FRESNO REPLACE + EXPAND CHILLED WATER INFRASTRUCTURE	Project Number: 570-20-308
			Building Number:
Approved: Approver	-	Location: FRESNO VA HOSPITAL, 2615 E CLINTON AVE, FRESNO, CA 93703	Drawing Number: FP106A
		Issue Date: 05/04/2026 · Checked: JVV · Drawn: CHP	

VA FORM 08 - 6231

Autodesk Docs://220010 VA Fresno Chilled Water Infrastructure/Fresno Chilled Water Infrastructure - FP.rvt
5/4/2026 12:20:32 PM

SHEET KEYNOTES

1. FLOOR CONTROL VALVE ASSEMBLY 1 OF 3
2. FLOOR CONTROL VALVE ASSEMBLY 3 OF 3

SHEET NOTES

1. REFER TO F-001 FOR GENERAL SHEET NOTES AND ABBREVIATIONS
2. THESE DRAWINGS ARE DIAGRAMMATIC IN NATURE AND SHOW APPROXIMATE PIPE AND SPRINKLER LOCATIONS. CONTRACTOR IS RESPONSIBLE FOR COORDINATION OF FINAL LAYOUT AND SPRINKLER PLACEMENT WITH PROCESS EQUIPMENT AND OTHER OBSTRUCTIONS

FIRE PROTECTION LEGEND

	PENDENT SPRINKLER
	UPRIGHT SPRINKLER
	SPRINKLER PIPING
	WATER INFRASTRUCTURE UPGRADE PIPE
	SPRINKLER RISER
	BREAK LINE

FIRE PROTECTION SCOPE LEGEND

	AREA OF WORK: WHERE CEILINGS WERE REMOVED, DEMOLISH UPRIGHT SPRINKERS AND ASSOCIATED SPRIGS INSTALLED DURING CONSTRUCTION. INSTALL NEW PENDENT SPRINKLERS AND ASSOCIATED DROPS SUCH THAT COMPLETE COVERAGE IS PROVIDED PER NFPA 13 EXCEPT AS MODIFIED BY THE VA FIRE PROTECTION DESIGN MANUAL.
	AREA NOT IN PROJECT SCOPE

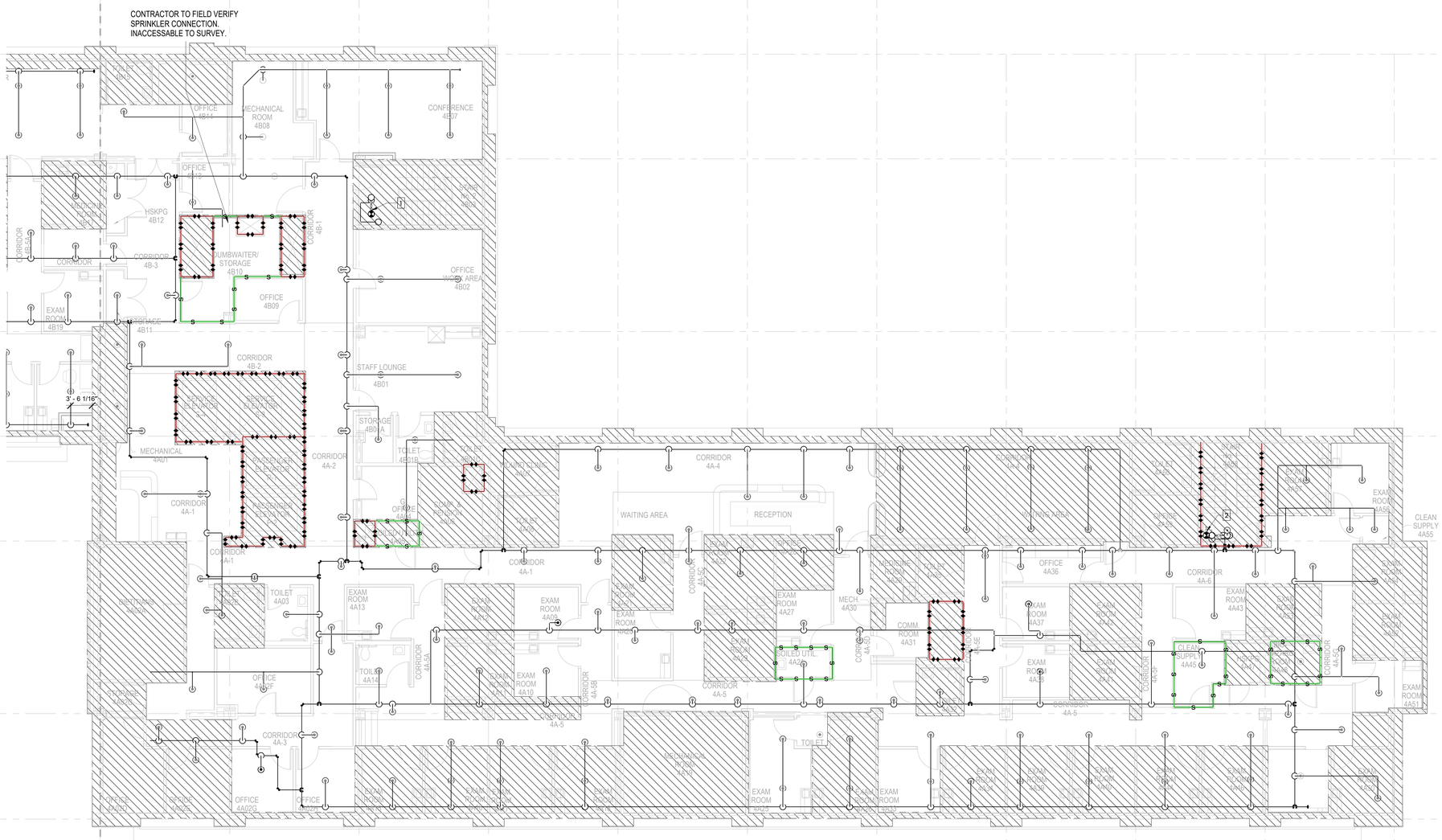

1 FP106B 4TH FLOOR PLAN FIRE PROTECTION - AREA B

SCALE: 1/8" = 1'-0"

NORTH

BID SET	05/04/2026
Revisions:	Date:

CONSULTANT

VELTRE ENGINEERING, INC.
FIRE PROTECTION ENGINEERING
LIFE SAFETY | CODE CONSULTING
2899 DICKENS ST, UNIT C-01
SAN DIEGO, CA 92106 (858)490-9043

DESIGNER OF RECORD

A/E:
DAVENERGY SOLUTIONS
2207 GARNET AVE, SUITE I
SAN DIEGO, CA 92109
619-770-8552

DAVENERGY SOLUTIONS
ENGINEERING | CONSTRUCTION MANAGEMENT

STAMP

REGISTERED PROFESSIONAL ENGINEER JOHN VELTRE No. 33020 Exp. 6/30/27 CALIFORNIA

Office of Construction and Facilities Management

VA U.S. Department of Veterans Affairs

Drawing Title: FOURTH FLOOR PLAN FIRE PROTECTION - AREA B	Phase: BID SET	Project Title: VACCHCS FRESNO REPLACE + EXPAND CHILLED WATER INFRASTRUCTURE	Project Number: 570-20-308
Approved: Approver	-	Location: FRESNO VA HOSPITAL, 2615 E CLINTON AVE, FRESNO, CA 93703	Building Number:
		Issue Date: 05/04/2026 / Checked: JVV / Drawn: CHP	Drawing Number: FP106B

VA FORM 08 - 6231

Autodesk Docs://220210 VA Fresno Chilled Water Infrastructure/Fresno Chilled Water Infrastructure - FP.rvt

5/4/2026 12:20:34 PM

SHEET KEYNOTES

1. FLOOR CONTROL VALVE ASSEMBLY 2 OF 3

SHEET NOTES

1. REFER TO F-001 FOR GENERAL SHEET NOTES AND ABBREVIATIONS
2. THESE DRAWINGS ARE DIAGRAMMATIC IN NATURE AND SHOW APPROXIMATE PIPE AND SPRINKLER LOCATIONS. CONTRACTOR IS RESPONSIBLE FOR COORDINATION OF FINAL LAYOUT AND SPRINKLER PLACEMENT WITH PROCESS EQUIPMENT AND OTHER OBSTRUCTIONS

FIRE PROTECTION LEGEND

	PENDENT SPRINKLER
	UPRIGHT SPRINKLER
	SPRINKLER PIPING
	WATER INFRASTRUCTURE UPGRADE PIPE
	SPRINKLER RISER
	BREAK LINE

FIRE PROTECTION SCOPE LEGEND

	AREA OF WORK: WHERE CEILINGS WERE REMOVED, DEMOLISH UPRIGHT SPRINKERS AND ASSOCIATED SPRIGS INSTALLED DURING CONSTRUCTION. INSTALL NEW PENDENT SPRINKLERS AND ASSOCIATED DROPS SUCH THAT COMPLETE COVERAGE IS PROVIDED PER NFPA 13 EXCEPT AS MODIFIED BY THE VA FIRE PROTECTION DESIGN MANUAL.
	AREA NOT IN PROJECT SCOPE

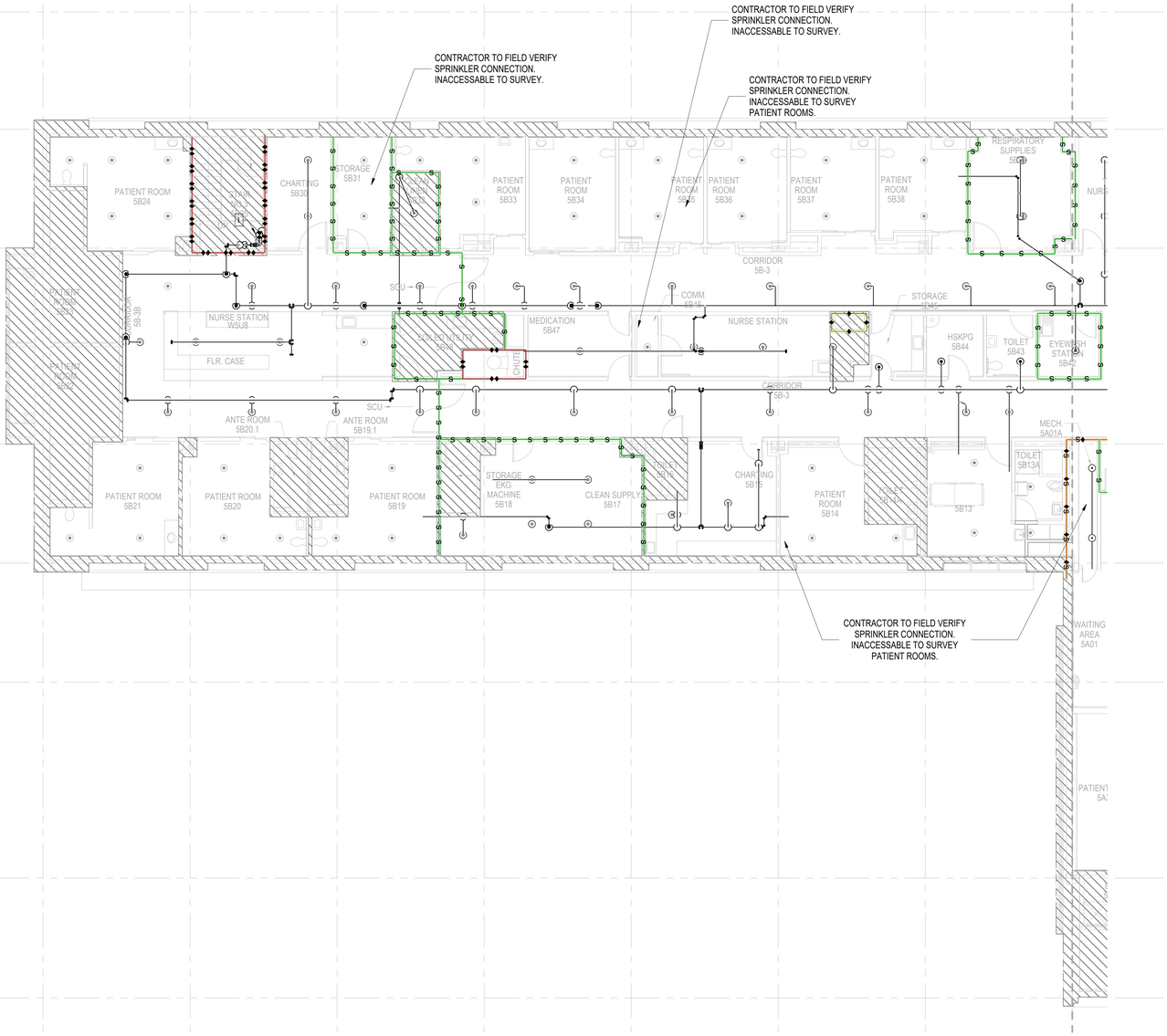

1 FP107A 5TH FLOOR PLAN FIRE PROTECTION - AREA A
SCALE: 1/8" = 1'-0"

NORTH

BID SET	05/04/2026
Revisions:	Date:

CONSULTANT

VELTRE ENGINEERING, INC.
FIRE PROTECTION ENGINEERING
LIFE SAFETY | CODE CONSULTING
2899 DICKENS ST, UNIT C-01
SAN DIEGO, CA 92106 (858)490-9043

DESIGNER OF RECORD

A/E:
DAVENERGY SOLUTIONS
2207 GARNET AVE, SUITE I
SAN DIEGO, CA 92109
619-770-8552

DAVENERGY SOLUTIONS
ENGINEERING | CONSTRUCTION MANAGEMENT

STAMP

REGISTERED PROFESSIONAL ENGINEER
JOHN VELTRE
No. 33020
Exp. 6/30/26
MECHANICAL
STATE OF CALIFORNIA

Office of Construction and Facilities Management

VA U.S. Department of Veterans Affairs

Drawing Title: FIFTH FLOOR PLAN FIRE PROTECTION - AREA A	Phase: BID SET	Project Title: VACCHCS FRESNO REPLACE + EXPAND CHILLED WATER INFRASTRUCTURE	Project Number: 570-20-308
			Building Number:
Approved: Approver	-	Location: FRESNO VA HOSPITAL, 2615 E CLINTON AVE, FRESNO, CA 93703	Drawing Number: FP107A
		Issue Date: 05/04/2026 · Checked: JVV · Drawn: CHP	

VA FORM 08 - 6231

Autodesk Docs://222010 VA Fresno Chilled Water Infrastructure/Fresno Chilled Water Infrastructure - FP.rvt
5/4/2026 12:20:37 PM

SHEET KEYNOTES

1. FLOOR CONTROL VALVE ASSEMBLY 1 OF 3
2. FLOOR CONTROL VALVE ASSEMBLY 3 OF 3

SHEET NOTES

1. REFER TO F-001 FOR GENERAL SHEET NOTES AND ABBREVIATIONS
2. THESE DRAWINGS ARE DIAGRAMMATIC IN NATURE AND SHOW APPROXIMATE PIPE AND SPRINKLER LOCATIONS. CONTRACTOR IS RESPONSIBLE FOR COORDINATION OF FINAL LAYOUT AND SPRINKLER PLACEMENT WITH PROCESS EQUIPMENT AND OTHER OBSTRUCTIONS

FIRE PROTECTION LEGEND

	PENDENT SPRINKLER
	UPRIGHT SPRINKLER
	SPRINKLER PIPING
	WATER INFRASTRUCTURE UPGRADE PIPE
	SPRINKLER RISER
	BREAK LINE

FIRE PROTECTION SCOPE LEGEND

	AREA OF WORK: WHERE CEILINGS WERE REMOVED, DEMOLISH UPRIGHT SPRINKLERS AND ASSOCIATED SPRIGS INSTALLED DURING CONSTRUCTION. INSTALL NEW PENDENT SPRINKLERS AND ASSOCIATED DROPS SUCH THAT COMPLETE COVERAGE IS PROVIDED PER NFPA 13 EXCEPT AS MODIFIED BY THE VA FIRE PROTECTION DESIGN MANUAL.
	AREA NOT IN PROJECT SCOPE

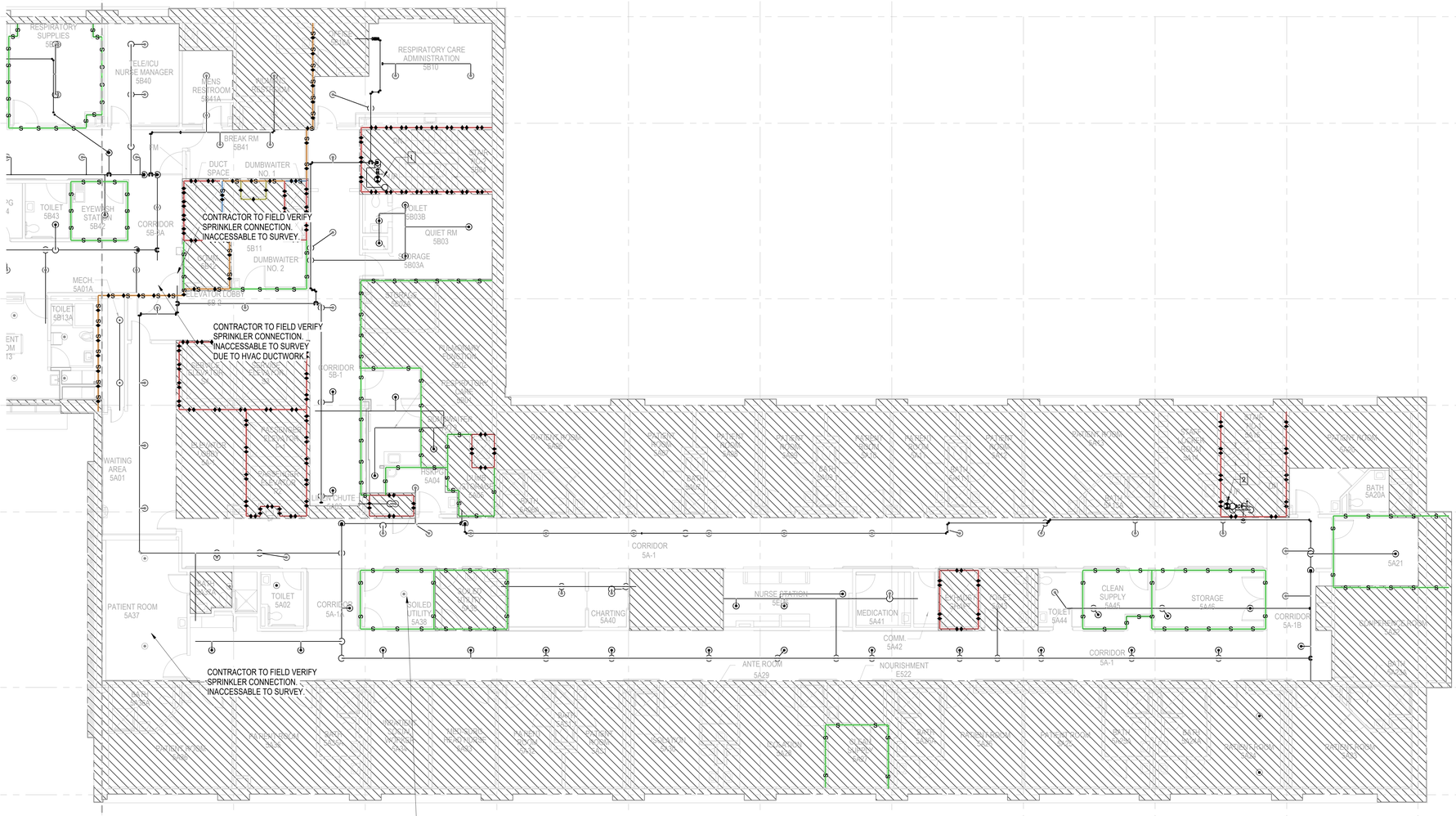

1 5TH FLOOR PLAN FIRE PROTECTION - AREA B
FP107B SCALE: 1/8" = 1'-0"

NORTH

BID SET	05/04/2026
Revisions:	Date:

CONSULTANT

VELTRE ENGINEERING, INC.
FIRE PROTECTION ENGINEERING
LIFE SAFETY | CODE CONSULTING
2899 DICKENS ST, UNIT C-01
SAN DIEGO, CA 92106 (858)490-9043

DESIGNER OF RECORD

A/E:
DAVENERGY SOLUTIONS
2207 GARNET AVE, SUITE I
SAN DIEGO, CA 92109
619-770-8552

DAVENERGY SOLUTIONS
ENGINEERING | CONSTRUCTION MANAGEMENT

STAMP

REGISTERED PROFESSIONAL ENGINEER JOHN VELTRE No. 33020 Exp. 6/30/26 MECHANICAL CALIFORNIA

Office of Construction and Facilities Management

VA U.S. Department of Veterans Affairs

Drawing Title FIFTH FLOOR PLAN FIRE PROTECTION - AREA B	**Phase** BID SET	**Project Title** VACCHCS FRESNO REPLACE + EXPAND CHILLED WATER INFRASTRUCTURE	**Project Number** 570-20-308
			Building Number
Approved: Approver	-	**Location** FRESNO VA HOSPITAL 2615 E CLINTON AVE, FRESNO, CA 93703	**Drawing Number** FP107B
		Issue Date 05/04/2026 · **Checked** JVV · **Drawn** CHP	

VA FORM 08 - 6231

Autodesk Docs://222010 VA Fresno Chilled Water Infrastructure/Fresno Chilled Water Infrastructure - FP.rvt
5/4/2026 12:20:39 PM

SHEET KEYNOTES

1. FLOOR CONTROL VALVE ASSEMBLY 1 OF 2
2. FLOOR CONTROL VALVE ASSEMBLY 2 OF 2

SHEET NOTES

1. REFER TO F-001 FOR GENERAL SHEET NOTES AND ABBREVIATIONS
2. THESE DRAWINGS ARE DIAGRAMMATIC IN NATURE AND SHOW APPROXIMATE PIPE AND SPRINKLER LOCATIONS. CONTRACTOR IS RESPONSIBLE FOR COORDINATION OF FINAL LAYOUT AND SPRINKLER PLACEMENT WITH PROCESS EQUIPMENT AND OTHER OBSTRUCTIONS

FIRE PROTECTION LEGEND

	PENDENT SPRINKLER
	UPRIGHT SPRINKLER
	SPRINKLER PIPING
	WATER INFRASTRUCTURE UPGRADE PIPE
	SPRINKLER RISER
	BREAK LINE

FIRE PROTECTION SCOPE LEGEND

	AREA OF WORK: WHERE CEILINGS WERE REMOVED, DEMOLISH UPRIGHT SPRINKERS AND ASSOCIATED SPRIGS INSTALLED DURING CONSTRUCTION. INSTALL NEW PENDENT SPRINKLERS AND ASSOCIATED DROPS SUCH THAT COMPLETE COVERAGE IS PROVIDED PER NFPA 13 EXCEPT AS MODIFIED BY THE VA FIRE PROTECTION DESIGN MANUAL.
	AREA NOT IN PROJECT SCOPE

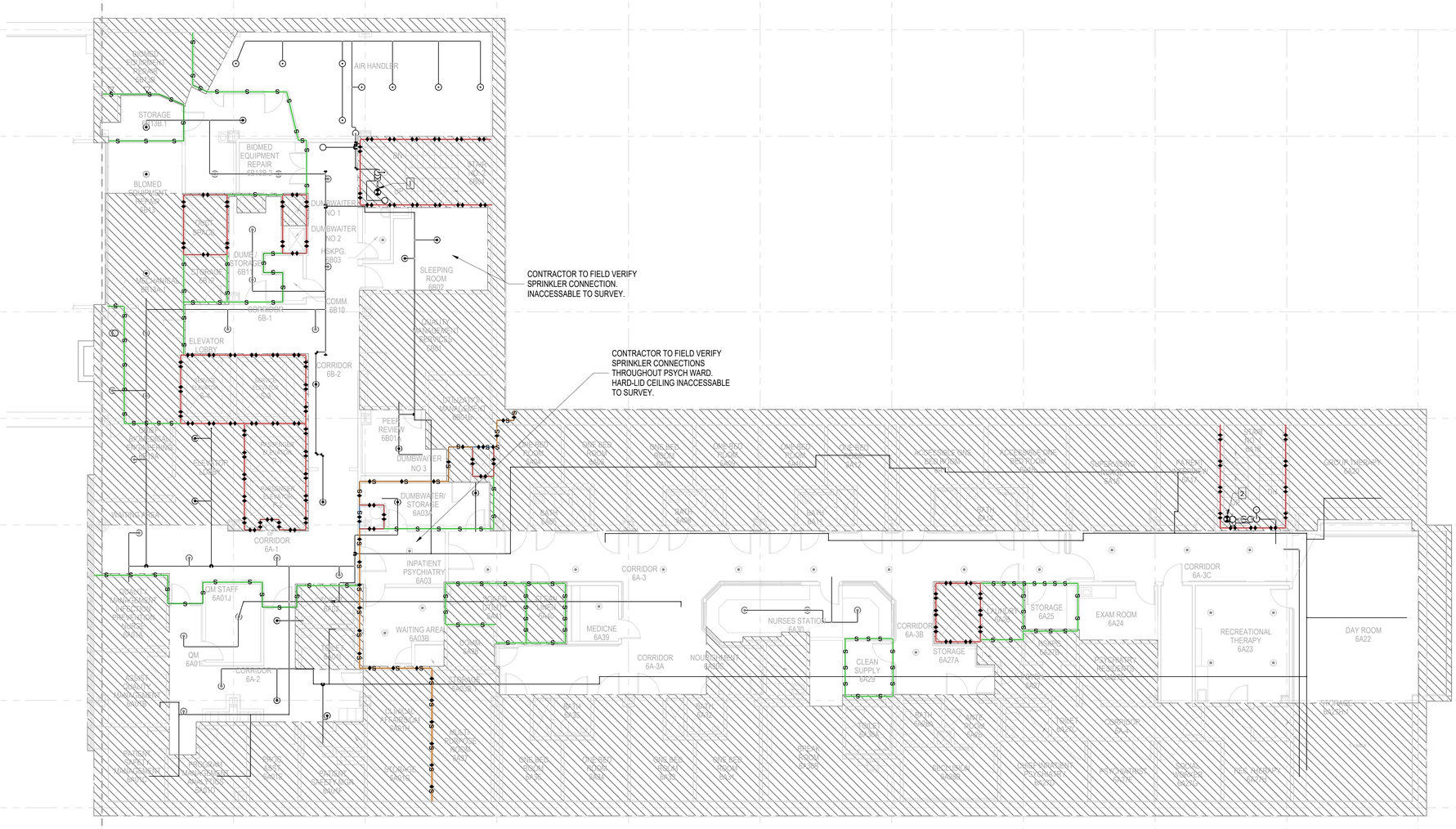

1 FP108B 6TH FLOOR PLAN FIRE PROTECTION - AREA B
SCALE: 1/8" = 1'-0"

NORTH

BID SET	05/04/2026
Revisions:	Date:

CONSULTANT

VELTRE ENGINEERING, INC.
FIRE PROTECTION ENGINEERING
LIFE SAFETY | CODE CONSULTING
2899 DICKENS ST, UNIT C-01
SAN DIEGO, CA 92106 (858)490-9043

DESIGNER OF RECORD

A/E:
DAVENERGY SOLUTIONS
2207 GARNET AVE, SUITE I
SAN DIEGO, CA 92109
619-770-8552

DAVENERGY SOLUTIONS
ENGINEERING | CONSTRUCTION MANAGEMENT

STAMP

REGISTERED PROFESSIONAL ENGINEER JOHN VELTRE No. 33020 Exp. 6/30/27 MECHANICAL CALIFORNIA

Office of Construction and Facilities Management

VA U.S. Department of Veterans Affairs

Drawing Title: SIXTH FLOOR PLAN FIRE PROTECTION - AREA B	Phase: BID SET	Project Title: VACCHCS FRESNO REPLACE + EXPAND CHILLED WATER INFRASTRUCTURE	Project Number: 570-20-308
Approved: Approver	-	Location: FRESNO VA HOSPITAL, 2615 E CLINTON AVE, FRESNO, CA 93703	Building Number:
		Issue Date: 05/04/2026 / Checked: JVV / Drawn: CHP	Drawing Number: FP108B

VA FORM 08 - 6231

Autodesk Docs://222010 VA Fresno Chilled Water Infrastructure/Fresno Chilled Water Infrastructure - FP.rvt

5/4/2026 12:20:42 PM

SHEET KEYNOTES

1. FLOOR CONTROL VALVE ASSEMBLY 1 OF 2
2. FLOOR CONTROL VALVE ASSEMBLY 2 OF 2

SHEET NOTES

1. REFER TO F-001 FOR GENERAL SHEET NOTES AND ABBREVIATIONS
2. THESE DRAWINGS ARE DIAGRAMMATIC IN NATURE AND SHOW APPROXIMATE PIPE AND SPRINKLER LOCATIONS. CONTRACTOR IS RESPONSIBLE FOR COORDINATION OF FINAL LAYOUT AND SPRINKLER PLACEMENT WITH PROCESS EQUIPMENT AND OTHER OBSTRUCTIONS

FIRE PROTECTION LEGEND

	PENDENT SPRINKLER
	UPRIGHT SPRINKLER
	SPRINKLER PIPING
	WATER INFRASTRUCTURE UPGRADE PIPE
	SPRINKLER RISER
	BREAK LINE

FIRE PROTECTION SCOPE LEGEND

	AREA OF WORK: WHERE CEILINGS WERE REMOVED, DEMOLISH UPRIGHT SPRINKLERS AND ASSOCIATED SPRIGS INSTALLED DURING CONSTRUCTION. INSTALL NEW PENDENT SPRINKLERS AND ASSOCIATED DROPS SUCH THAT COMPLETE COVERAGE IS PROVIDED PER NFPA 13 EXCEPT AS MODIFIED BY THE VA FIRE PROTECTION DESIGN MANUAL.
	AREA NOT IN PROJECT SCOPE

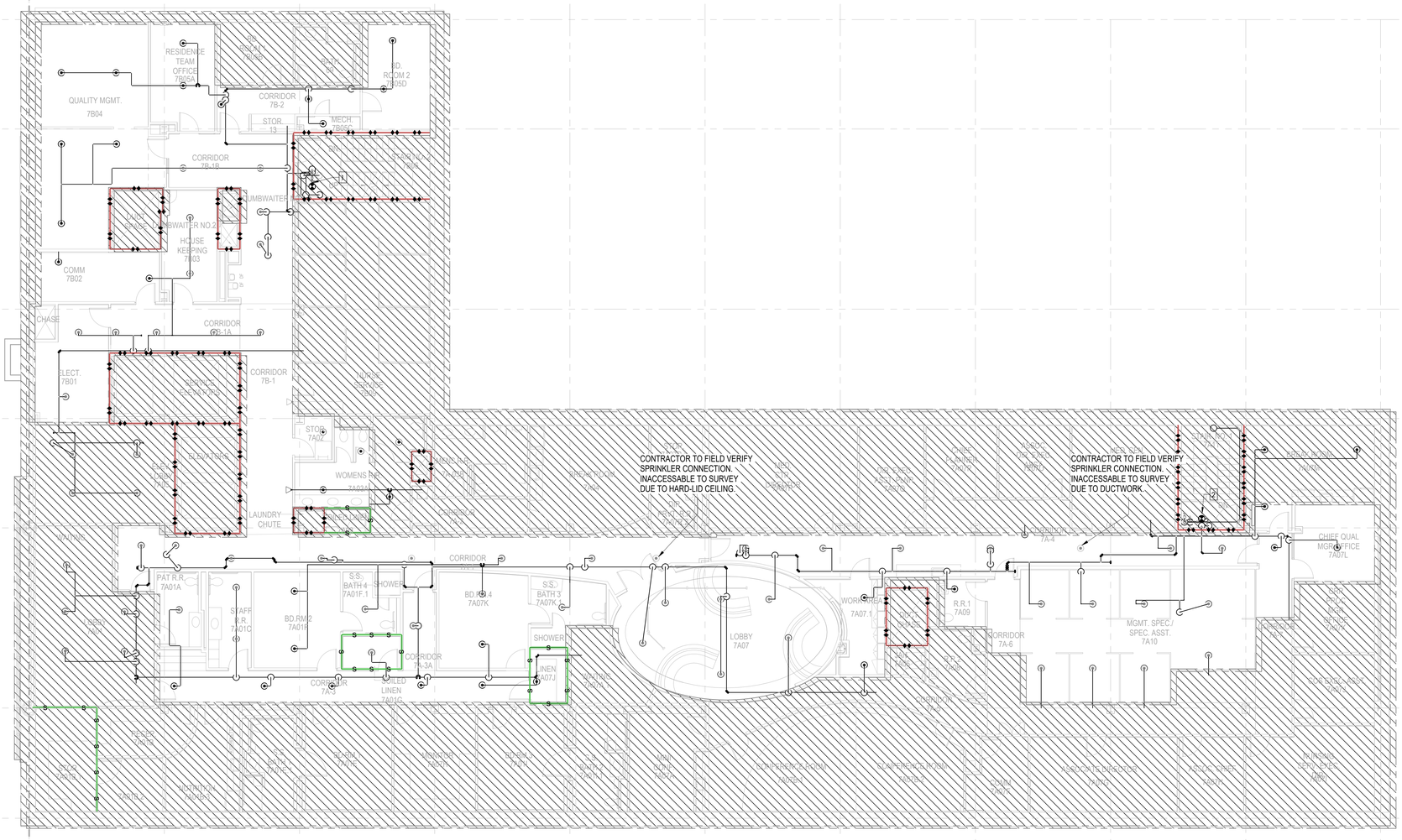
CONTRACTOR TO FIELD VERIFY SPRINKLER CONNECTION. INACCESSABLE TO SURVEY DUE TO HARD-LID CEILING.
CONTRACTOR TO FIELD VERIFY SPRINKLER CONNECTION. INACCESSABLE TO SURVEY DUE TO DUCTWORK.
QUALITY MGMT. 7B04
RESIDENCE TEAM OFFICE 7B05A
CORRIDOR 7B-2
CORRIDOR 7B-1B
DUMBWAITER
DUMBWAITER NO.2
HOUSE KEEPING 7B03
COMM 7B02
CHASE
CORRIDOR 7B-1A
ELECT. 7B01
CORRIDOR 7B-1
LAUNDRY CHUTE
CORRIDOR 7A-1
PAT R.R. 7A01A
STAFF L.R. 7A01C
BD.RM2 7A01B
S.S. BATH 4 7A01F.1
SHOWER
CORRIDOR 7A-3A
CORRIDOR 7A-3
SOILED LINEN 7A01G
BD.RM 4 7A07K
S.S. BATH 3 7A07K
SHOWER
LINEN 7A07J
LOBBY 7A07
WORK AREA 7A07.1
R.R.1 7A09
CORRIDOR 7A-6
MGMT. SPEC./ SPEC. ASST. 7A10
CORRIDOR 7A-4
CHIEF QUAL. MGMT. OFFICE 7A07L
CORRIDOR 7A-5
BD.RM 1 7A01E
BD.RM 3 7A01D
CORRIDOR 7A-2
CORRIDOR 7A-1
CONFERENCE ROOM 7A02A
CONFERENCE ROOM 7A02B
CONFERENCE ROOM 7A02C
CONFERENCE ROOM 7A02D
CONFERENCE ROOM 7A02E
CONFERENCE ROOM 7A02F
CONFERENCE ROOM 7A02G
CONFERENCE ROOM 7A02H
CONFERENCE ROOM 7A02I
CONFERENCE ROOM 7A02J
CONFERENCE ROOM 7A02K
CONFERENCE ROOM 7A02L
CONFERENCE ROOM 7A02M
CONFERENCE ROOM 7A02N
CONFERENCE ROOM 7A02O
CONFERENCE ROOM 7A02P
CONFERENCE ROOM 7A02Q
CONFERENCE ROOM 7A02R
CONFERENCE ROOM 7A02S
CONFERENCE ROOM 7A02T
CONFERENCE ROOM 7A02U
CONFERENCE ROOM 7A02V
CONFERENCE ROOM 7A02W
CONFERENCE ROOM 7A02X
CONFERENCE ROOM 7A02Y
CONFERENCE ROOM 7A02Z
CONFERENCE ROOM 7A02AA
CONFERENCE ROOM 7A02AB
CONFERENCE ROOM 7A02AC
CONFERENCE ROOM 7A02AD
CONFERENCE ROOM 7A02AE
CONFERENCE ROOM 7A02AF
CONFERENCE ROOM 7A02AG
CONFERENCE ROOM 7A02AH
CONFERENCE ROOM 7A02AI
CONFERENCE ROOM 7A02AJ
CONFERENCE ROOM 7A02AK
CONFERENCE ROOM 7A02AL
CONFERENCE ROOM 7A02AM
CONFERENCE ROOM 7A02AN
CONFERENCE ROOM 7A02AO
CONFERENCE ROOM 7A02AP
CONFERENCE ROOM 7A02AQ
CONFERENCE ROOM 7A02AR
CONFERENCE ROOM 7A02AS
CONFERENCE ROOM 7A02AT
CONFERENCE ROOM 7A02AU
CONFERENCE ROOM 7A02AV
CONFERENCE ROOM 7A02AW
CONFERENCE ROOM 7A02AX
CONFERENCE ROOM 7A02AY
CONFERENCE ROOM 7A02AZ
CONFERENCE ROOM 7A02BA
CONFERENCE ROOM 7A02BB
CONFERENCE ROOM 7A02BC
CONFERENCE ROOM 7A02BD
CONFERENCE ROOM 7A02BE
CONFERENCE ROOM 7A02BF
CONFERENCE ROOM 7A02BG
CONFERENCE ROOM 7A02BH
CONFERENCE ROOM 7A02BI
CONFERENCE ROOM 7A02BJ
CONFERENCE ROOM 7A02BK
CONFERENCE ROOM 7A02BL
CONFERENCE ROOM 7A02BM
CONFERENCE ROOM 7A02BN
CONFERENCE ROOM 7A02BO
CONFERENCE ROOM 7A02BP
CONFERENCE ROOM 7A02BQ
CONFERENCE ROOM 7A02BR
CONFERENCE ROOM 7A02BS
CONFERENCE ROOM 7A02BT
CONFERENCE ROOM 7A02BU
CONFERENCE ROOM 7A02BV
CONFERENCE ROOM 7A02BW
CONFERENCE ROOM 7A02BX
CONFERENCE ROOM 7A02BY
CONFERENCE ROOM 7A02BZ
CONFERENCE ROOM 7A02CA
CONFERENCE ROOM 7A02CB
CONFERENCE ROOM 7A02CC
CONFERENCE ROOM 7A02CD
CONFERENCE ROOM 7A02CE
CONFERENCE ROOM 7A02CF
CONFERENCE ROOM 7A02CG
CONFERENCE ROOM 7A02CH
CONFERENCE ROOM 7A02CI
CONFERENCE ROOM 7A02CJ
CONFERENCE ROOM 7A02CK
CONFERENCE ROOM 7A02CL
CONFERENCE ROOM 7A02CM
CONFERENCE ROOM 7A02CN
CONFERENCE ROOM 7A02CO
CONFERENCE ROOM 7A02CP
CONFERENCE ROOM 7A02CQ
CONFERENCE ROOM 7A02CR
CONFERENCE ROOM 7A02CS
CONFERENCE ROOM 7A02CT
CONFERENCE ROOM 7A02CU
CONFERENCE ROOM 7A02CV
CONFERENCE ROOM 7A02CW
CONFERENCE ROOM 7A02CX
CONFERENCE ROOM 7A02CY
CONFERENCE ROOM 7A02CZ
CONFERENCE ROOM 7A02DA
CONFERENCE ROOM 7A02DB
CONFERENCE ROOM 7A02DC
CONFERENCE ROOM 7A02DD
CONFERENCE ROOM 7A02DE
CONFERENCE ROOM 7A02DF
CONFERENCE ROOM 7A02DG
CONFERENCE ROOM 7A02DH
CONFERENCE ROOM 7A02DI
CONFERENCE ROOM 7A02DJ
CONFERENCE ROOM 7A02DK
CONFERENCE ROOM 7A02DL
CONFERENCE ROOM 7A02DM
CONFERENCE ROOM 7A02DN
CONFERENCE ROOM 7A02DO
CONFERENCE ROOM 7A02DP
CONFERENCE ROOM 7A02DQ
CONFERENCE ROOM 7A02DR
CONFERENCE ROOM 7A02DS
CONFERENCE ROOM 7A02DT
CONFERENCE ROOM 7A02DU
CONFERENCE ROOM 7A02DV
CONFERENCE ROOM 7A02DW
CONFERENCE ROOM 7A02DX
CONFERENCE ROOM 7A02DY
CONFERENCE ROOM 7A02DZ
CONFERENCE ROOM 7A02EA
CONFERENCE ROOM 7A02EB
CONFERENCE ROOM 7A02EC
CONFERENCE ROOM 7A02ED
CONFERENCE ROOM 7A02EE
CONFERENCE ROOM 7A02EF
CONFERENCE ROOM 7A02EG
CONFERENCE ROOM 7A02EH
CONFERENCE ROOM 7A02EI
CONFERENCE ROOM 7A02EJ
CONFERENCE ROOM 7A02EK
CONFERENCE ROOM 7A02EL
CONFERENCE ROOM 7A02EM
CONFERENCE ROOM 7A02EN
CONFERENCE ROOM 7A02EO
CONFERENCE ROOM 7A02EP
CONFERENCE ROOM 7A02EQ
CONFERENCE ROOM 7A02ER
CONFERENCE ROOM 7A02ES
CONFERENCE ROOM 7A02ET
CONFERENCE ROOM 7A02EU
CONFERENCE ROOM 7A02EV
CONFERENCE ROOM 7A02EW
CONFERENCE ROOM 7A02EX
CONFERENCE ROOM 7A02EY
CONFERENCE ROOM 7A02EZ
CONFERENCE ROOM 7A02FA
CONFERENCE ROOM 7A02FB
CONFERENCE ROOM 7A02FC
CONFERENCE ROOM 7A02FD
CONFERENCE ROOM 7A02FE
CONFERENCE ROOM 7A02FF
CONFERENCE ROOM 7A02FG
CONFERENCE ROOM 7A02FH
CONFERENCE ROOM 7A02FI
CONFERENCE ROOM 7A02FJ
CONFERENCE ROOM 7A02FK
CONFERENCE ROOM 7A02FL
CONFERENCE ROOM 7A02FM
CONFERENCE ROOM 7A02FN
CONFERENCE ROOM 7A02FO
CONFERENCE ROOM 7A02FP
CONFERENCE ROOM 7A02FQ
CONFERENCE ROOM 7A02FR
CONFERENCE ROOM 7A02FS
CONFERENCE ROOM 7A02FT
CONFERENCE ROOM 7A02FU
CONFERENCE ROOM 7A02FV
CONFERENCE ROOM 7A02FW
CONFERENCE ROOM 7A02FX
CONFERENCE ROOM 7A02FY
CONFERENCE ROOM 7A02FZ
CONFERENCE ROOM 7A02GA
CONFERENCE ROOM 7A02GB
CONFERENCE ROOM 7A02GC
CONFERENCE ROOM 7A02GD
CONFERENCE ROOM 7A02GE
CONFERENCE ROOM 7A02GF
CONFERENCE ROOM 7A02GG
CONFERENCE ROOM 7A02GH
CONFERENCE ROOM 7A02GI
CONFERENCE ROOM 7A02GJ
CONFERENCE ROOM 7A02GK
CONFERENCE ROOM 7A02GL
CONFERENCE ROOM 7A02GM
CONFERENCE ROOM 7A02GN
CONFERENCE ROOM 7A02GO
CONFERENCE ROOM 7A02GP
CONFERENCE ROOM 7A02GQ
CONFERENCE ROOM 7A02GR
CONFERENCE ROOM 7A02GS
CONFERENCE ROOM 7A02GT
CONFERENCE ROOM 7A02GU
CONFERENCE ROOM 7A02GV
CONFERENCE ROOM 7A02GW
CONFERENCE ROOM 7A02GX
CONFERENCE ROOM 7A02GY
CONFERENCE ROOM 7A02GZ
CONFERENCE ROOM 7A02HA
CONFERENCE ROOM 7A02HB
CONFERENCE ROOM 7A02HC
CONFERENCE ROOM 7A02HD
CONFERENCE ROOM 7A02HE
CONFERENCE ROOM 7A02HF
CONFERENCE ROOM 7A02HG
CONFERENCE ROOM 7A02HH
CONFERENCE ROOM 7A02HI
CONFERENCE ROOM 7A02HJ
CONFERENCE ROOM 7A02HK
CONFERENCE ROOM 7A02HL
CONFERENCE ROOM 7A02HM
CONFERENCE ROOM 7A02HN
CONFERENCE ROOM 7A02HO
CONFERENCE ROOM 7A02HP
CONFERENCE ROOM 7A02HQ
CONFERENCE ROOM 7A02HR
CONFERENCE ROOM 7A02HS
CONFERENCE ROOM 7A02HT
CONFERENCE ROOM 7A02HU
CONFERENCE ROOM 7A02HV
CONFERENCE ROOM 7A02HW
CONFERENCE ROOM 7A02HX
CONFERENCE ROOM 7A02HY
CONFERENCE ROOM 7A02HZ
CONFERENCE ROOM 7A02IA
CONFERENCE ROOM 7A02IB
CONFERENCE ROOM 7A02IC
CONFERENCE ROOM 7A02ID
CONFERENCE ROOM 7A02IE
CONFERENCE ROOM 7A02IF
CONFERENCE ROOM 7A02IG
CONFERENCE ROOM 7A02IH
CONFERENCE ROOM 7A02II
CONFERENCE ROOM 7A02IJ
CONFERENCE ROOM 7A02IK
CONFERENCE ROOM 7A02IL
CONFERENCE ROOM 7A02IM
CONFERENCE ROOM 7A02IN
CONFERENCE ROOM 7A02IO
CONFERENCE ROOM 7A02IP
CONFERENCE ROOM 7A02IQ
CONFERENCE ROOM 7A02IR
CONFERENCE ROOM 7A02IS
CONFERENCE ROOM 7A02IT
CONFERENCE ROOM 7A02IU
CONFERENCE ROOM 7A02IV
CONFERENCE ROOM 7A02IW
CONFERENCE ROOM 7A02IX
CONFERENCE ROOM 7A02IY
CONFERENCE ROOM 7A02IZ
CONFERENCE ROOM 7A02JA
CONFERENCE ROOM 7A02JB
CONFERENCE ROOM 7A02JC
CONFERENCE ROOM 7A02JD
CONFERENCE ROOM 7A02JE
CONFERENCE ROOM 7A02JF
CONFERENCE ROOM 7A02JG
CONFERENCE ROOM 7A02JH
CONFERENCE ROOM 7A02JI
CONFERENCE ROOM 7A02JJ
CONFERENCE ROOM 7A02JK
CONFERENCE ROOM 7A02JL
CONFERENCE ROOM 7A02JM
CONFERENCE ROOM 7A02JN
CONFERENCE ROOM 7A02JO
CONFERENCE ROOM 7A02JP
CONFERENCE ROOM 7A02JQ
CONFERENCE ROOM 7A02JR
CONFERENCE ROOM 7A02JS
CONFERENCE ROOM 7A02JT
CONFERENCE ROOM 7A02JU
CONFERENCE ROOM 7A02JV
CONFERENCE ROOM 7A02JW
CONFERENCE ROOM 7A02JX
CONFERENCE ROOM 7A02JY
CONFERENCE ROOM 7A02JZ
CONFERENCE ROOM 7A02KA
CONFERENCE ROOM 7A02KB
CONFERENCE ROOM 7A02KC
CONFERENCE ROOM 7A02KD
CONFERENCE ROOM 7A02KE
CONFERENCE ROOM 7A02KF
CONFERENCE ROOM 7A02KG
CONFERENCE ROOM 7A02KH
CONFERENCE ROOM 7A02KI
CONFERENCE ROOM 7A02KJ
CONFERENCE ROOM 7A02KK
CONFERENCE ROOM 7A02KL
CONFERENCE ROOM 7A02KM
CONFERENCE ROOM 7A02KN
CONFERENCE ROOM 7A02KO
CONFERENCE ROOM 7A02KP
CONFERENCE ROOM 7A02KQ
CONFERENCE ROOM 7A02KR
CONFERENCE ROOM 7A02KS
CONFERENCE ROOM 7A02KT
CONFERENCE ROOM 7A02KU
CONFERENCE ROOM 7A02KV
CONFERENCE ROOM 7A02KW
CONFERENCE ROOM 7A02KX
CONFERENCE ROOM 7A02KY
CONFERENCE ROOM 7A02KZ
CONFERENCE ROOM 7A02LA
CONFERENCE ROOM 7A02LB
CONFERENCE ROOM 7A02LC
CONFERENCE ROOM 7A02LD
CONFERENCE ROOM 7A02LE
CONFERENCE ROOM 7A02LF
CONFERENCE ROOM 7A02LG
CONFERENCE ROOM 7A02LH
CONFERENCE ROOM 7A02LI
CONFERENCE ROOM 7A02LJ
CONFERENCE ROOM 7A02LK
CONFERENCE ROOM 7A02LL
CONFERENCE ROOM 7A02LM
CONFERENCE ROOM 7A02LN
CONFERENCE ROOM 7A02LO
CONFERENCE ROOM 7A02LP
CONFERENCE ROOM 7A02LQ
CONFERENCE ROOM 7A02LR
CONFERENCE ROOM 7A02LS
CONFERENCE ROOM 7A02LT
CONFERENCE ROOM 7A02LU
CONFERENCE ROOM 7A02LV
CONFERENCE ROOM 7A02LW
CONFERENCE ROOM 7A02LX
CONFERENCE ROOM 7A02LY
CONFERENCE ROOM 7A02LZ
CONFERENCE ROOM 7A02MA
CONFERENCE ROOM 7A02MB
CONFERENCE ROOM 7A02MC
CONFERENCE ROOM 7A02MD
CONFERENCE ROOM 7A02ME
CONFERENCE ROOM 7A02MF
CONFERENCE ROOM 7A02MG
CONFERENCE ROOM 7A02MH
CONFERENCE ROOM 7A02MI
CONFERENCE ROOM 7A02MJ
CONFERENCE ROOM 7A02MK
CONFERENCE ROOM 7A02ML
CONFERENCE ROOM 7A02MM
CONFERENCE ROOM 7A02MN
CONFERENCE ROOM 7A02MO
CONFERENCE ROOM 7A02MP
CONFERENCE ROOM 7A02MQ
CONFERENCE ROOM 7A02MR
CONFERENCE ROOM 7A02MS
CONFERENCE ROOM 7A02MT
CONFERENCE ROOM 7A02MU
CONFERENCE ROOM 7A02MV
CONFERENCE ROOM 7A02MW
CONFERENCE ROOM 7A02MX
CONFERENCE ROOM 7A02MY
CONFERENCE ROOM 7A02MZ
CONFERENCE ROOM 7A02NA
CONFERENCE ROOM 7A02NB
CONFERENCE ROOM 7A02NC
CONFERENCE ROOM 7A02ND
CONFERENCE ROOM 7A02NE
CONFERENCE ROOM 7A02NF
CONFERENCE ROOM 7A02NG
CONFERENCE ROOM 7A02NH
CONFERENCE ROOM 7A02NI
CONFERENCE ROOM 7A02NJ
CONFERENCE ROOM 7A02NK
CONFERENCE ROOM 7A02NL
CONFERENCE ROOM 7A02NM
CONFERENCE ROOM 7A02NN
CONFERENCE ROOM 7A02NO
CONFERENCE ROOM 7A02NP
CONFERENCE ROOM 7A02NQ
CONFERENCE ROOM 7A02NR
CONFERENCE ROOM 7A02NS
CONFERENCE ROOM 7A02NT
CONFERENCE ROOM 7A02NU
CONFERENCE ROOM 7A02NV
CONFERENCE ROOM 7A02NW
CONFERENCE ROOM 7A02NX
CONFERENCE ROOM 7A02NY
CONFERENCE ROOM 7A02NZ
CONFERENCE ROOM 7A02OA
CONFERENCE ROOM 7A02OB
CONFERENCE ROOM 7A02OC
CONFERENCE ROOM 7A02OD
CONFERENCE ROOM 7A02OE
CONFERENCE ROOM 7A02OF
CONFERENCE ROOM 7A02OG
CONFERENCE ROOM 7A02OH
CONFERENCE ROOM 7A02OI
CONFERENCE ROOM 7A02OJ
CONFERENCE ROOM 7A02OK
CONFERENCE ROOM 7A02OL
CONFERENCE ROOM 7A02OM
CONFERENCE ROOM 7A02ON
CONFERENCE ROOM 7A02OO
CONFERENCE ROOM 7A02OP
CONFERENCE ROOM 7A02OQ
CONFERENCE ROOM 7A02OR
CONFERENCE ROOM 7A02OS
CONFERENCE ROOM 7A02OT
CONFERENCE ROOM 7A02OU
CONFERENCE ROOM 7A02OV
CONFERENCE ROOM 7A02OW
CONFERENCE ROOM 7A02OX
CONFERENCE ROOM 7A02OY
CONFERENCE ROOM 7A02OZ
CONFERENCE ROOM 7A02PA
CONFERENCE ROOM 7A02PB
CONFERENCE ROOM 7A02PC
CONFERENCE ROOM 7A02PD
CONFERENCE ROOM 7A02PE
CONFERENCE ROOM 7A02PF
CONFERENCE ROOM 7A02PG
CONFERENCE ROOM 7A02PH
CONFERENCE ROOM 7A02PI
CONFERENCE ROOM 7A02PJ
CONFERENCE ROOM 7A02PK
CONFERENCE ROOM 7A02PL
CONFERENCE ROOM 7A02PM
CONFERENCE ROOM 7A02PN
CONFERENCE ROOM 7A02PO
CONFERENCE ROOM 7A02PP
CONFERENCE ROOM 7A02PQ
CONFERENCE ROOM 7A02PR
CONFERENCE ROOM 7A02PS
CONFERENCE ROOM 7A02PT
CONFERENCE ROOM 7A02PU
CONFERENCE ROOM 7A02PV
CONFERENCE ROOM 7A02PW
CONFERENCE ROOM 7A02PX
CONFERENCE ROOM 7A02PY
CONFERENCE ROOM 7A02PZ
CONFERENCE ROOM 7A02QA
CONFERENCE ROOM 7A02QB
CONFERENCE ROOM 7A02QC
CONFERENCE ROOM 7A02QD
CONFERENCE ROOM 7A02QE
CONFERENCE ROOM 7A02QF
CONFERENCE ROOM 7A02QG
CONFERENCE ROOM 7A02QH
CONFERENCE ROOM 7A02QI
CONFERENCE ROOM 7A02QJ
CONFERENCE ROOM 7A02QK
CONFERENCE ROOM 7A02QL
CONFERENCE ROOM 7A02QM
CONFERENCE ROOM 7A02QN
CONFERENCE ROOM 7A02QO
CONFERENCE ROOM 7A02QP
CONFERENCE ROOM 7A02QQ
CONFERENCE ROOM 7A02QR
CONFERENCE ROOM 7A02QS
CONFERENCE ROOM 7A02QT
CONFERENCE ROOM 7A02QU
CONFERENCE ROOM 7A02QV
CONFERENCE ROOM 7A02QW
CONFERENCE ROOM 7A02QX
CONFERENCE ROOM 7A02QY
CONFERENCE ROOM 7A02QZ
CONFERENCE ROOM 7A02RA
CONFERENCE ROOM 7A02RB
CONFERENCE ROOM 7A02RC
CONFERENCE ROOM 7A02RD
CONFERENCE ROOM 7A02RE
CONFERENCE ROOM 7A02RF
CONFERENCE ROOM 7A02RG
CONFERENCE ROOM 7A02RH
CONFERENCE ROOM 7A02RI
CONFERENCE ROOM 7A02RJ
CONFERENCE ROOM 7A02RK
CONFERENCE ROOM 7A02RL
CONFERENCE ROOM 7A02RM
CONFERENCE ROOM 7A02RN
CONFERENCE ROOM 7A02RO
CONFERENCE ROOM 7A02RP
CONFERENCE ROOM 7A02RQ
CONFERENCE ROOM 7A02RR
CONFERENCE ROOM 7A02RS
CONFERENCE ROOM 7A02RT
CONFERENCE ROOM 7A02RU
CONFERENCE ROOM 7A02RV
CONFERENCE ROOM 7A02RW
CONFERENCE ROOM 7A02RX
CONFERENCE ROOM 7A02RY
CONFERENCE ROOM 7A02RZ
CONFERENCE ROOM 7A02SA
CONFERENCE ROOM 7A02SB
CONFERENCE ROOM 7A02SC
CONFERENCE ROOM 7A02SD
CONFERENCE ROOM 7A02SE
CONFERENCE ROOM 7A02SF
CONFERENCE ROOM 7A02SG
CONFERENCE ROOM 7A02SH
CONFERENCE ROOM 7A02SI
CONFERENCE ROOM 7A02SJ
CONFERENCE ROOM 7A02SK
CONFERENCE ROOM 7A02SL
CONFERENCE ROOM 7A02SM
CONFERENCE ROOM 7A02SN
CONFERENCE ROOM 7A02SO
CONFERENCE ROOM 7A02SP
CONFERENCE ROOM 7A02SQ
CONFERENCE ROOM 7A02SR
CONFERENCE ROOM 7A02SS
CONFERENCE ROOM 7A02ST
CONFERENCE ROOM 7A02SU
CONFERENCE ROOM 7A02SV
CONFERENCE ROOM 7A02SW
CONFERENCE ROOM 7A02SX
CONFERENCE ROOM 7A02SY
CONFERENCE ROOM 7A02SZ
CONFERENCE ROOM 7A02TA
CONFERENCE ROOM 7A02TB
CONFERENCE ROOM 7A02TC
CONFERENCE ROOM 7A02TD
CONFERENCE ROOM 7A02TE
CONFERENCE ROOM 7A02TF
CONFERENCE ROOM 7A02TG
CONFERENCE ROOM 7A02TH
CONFERENCE ROOM 7A02TI
CONFERENCE ROOM 7A02TJ
CONFERENCE ROOM 7A02TK
CONFERENCE ROOM 7A02TL
CONFERENCE ROOM 7A02TM
CONFERENCE ROOM 7A02TN
CONFERENCE ROOM 7A02TO
CONFERENCE ROOM 7A02TP
CONFERENCE ROOM 7A02TQ
CONFERENCE ROOM 7A02TR
CONFERENCE ROOM 7A02TS
CONFERENCE ROOM 7A02TT
CONFERENCE ROOM 7A02TU
CONFERENCE ROOM 7A02TV
CONFERENCE ROOM 7A02TW
CONFERENCE ROOM 7A02TX
CONFERENCE ROOM 7A02TY
CONFERENCE ROOM 7A02TZ
CONFERENCE ROOM 7A02UA
CONFERENCE ROOM 7A02UB
CONFERENCE ROOM 7A02UC
CONFERENCE ROOM 7A02UD
CONFERENCE ROOM 7A02UE
CONFERENCE ROOM 7A02UF
CONFERENCE ROOM 7A02UG
CONFERENCE ROOM 7A02UH
CONFERENCE ROOM 7A02UI
CONFERENCE ROOM 7A02UJ
CONFERENCE ROOM 7A02UK
CONFERENCE ROOM 7A02UL
CONFERENCE ROOM 7A02UM
CONFERENCE ROOM 7A02UN
CONFERENCE ROOM 7A02UO
CONFERENCE ROOM 7A02UP
CONFERENCE ROOM 7A02UQ
CONFERENCE ROOM 7A02UR
CONFERENCE ROOM 7A02US
CONFERENCE ROOM 7A02UT
CONFERENCE ROOM 7A02UU
CONFERENCE ROOM 7A02UV
CONFERENCE ROOM 7A02UW
CONFERENCE ROOM 7A02UX
CONFERENCE ROOM 7A02UY
CONFERENCE ROOM 7A02UZ
CONFERENCE ROOM 7A02VA
CONFERENCE ROOM 7A02VB
CONFERENCE ROOM 7A02VC
CONFERENCE ROOM 7A02VD
CONFERENCE ROOM 7A02VE
CONFERENCE ROOM 7A02VF
CONFERENCE ROOM 7A02VG
CONFERENCE ROOM 7A02VH
CONFERENCE ROOM 7A02VI
CONFERENCE ROOM 7A02VJ
CONFERENCE ROOM 7A02VK
CONFERENCE ROOM 7A02VL
CONFERENCE ROOM 7A02VM
CONFERENCE ROOM 7A02VN
CONFERENCE ROOM 7A02VO
CONFERENCE ROOM 7A02VP
CONFERENCE ROOM 7A02VQ
CONFERENCE ROOM 7A02VR
CONFERENCE ROOM 7A02VS
CONFERENCE ROOM 7A02VT
CONFERENCE ROOM 7A02VU
CONFERENCE ROOM 7A02VV
CONFERENCE ROOM 7A02VW
CONFERENCE ROOM 7A02VX
CONFERENCE ROOM 7A02VY
CONFERENCE ROOM 7A02VZ
CONFERENCE ROOM 7A02WA
CONFERENCE ROOM 7A02WB
CONFERENCE ROOM 7A02WC
CONFERENCE ROOM 7A02WD
CONFERENCE ROOM 7A02WE
CONFERENCE ROOM 7A02WF
CONFERENCE ROOM 7A02WG
CONFERENCE ROOM 7A02WH
CONFERENCE ROOM 7A02WI
CONFERENCE ROOM 7A02WJ
CONFERENCE ROOM 7A02WK
CONFERENCE ROOM 7A02WL
CONFERENCE ROOM 7A02WM
CONFERENCE ROOM 7A02WN
CONFERENCE ROOM 7A02WO
CONFERENCE ROOM 7A02WP
CONFERENCE ROOM 7A02WQ
CONFERENCE ROOM 7A02WR
CONFERENCE ROOM 7A02WS
CONFERENCE ROOM 7A02WT
CONFERENCE ROOM 7A02WU
CONFERENCE ROOM 7A02WV
CONFERENCE ROOM 7A02WW
CONFERENCE ROOM 7A02WX
CONFERENCE ROOM 7A02WY
CONFERENCE ROOM 7A02WZ
CONFERENCE ROOM 7A02XA
CONFERENCE ROOM 7A02XB
CONFERENCE ROOM 7A02XC
CONFERENCE ROOM 7A02XD
CONFERENCE ROOM 7A02XE
CONFERENCE ROOM 7A02XF
CONFERENCE ROOM 7A02XG
CONFERENCE ROOM 7A02XH
CONFERENCE ROOM 7A02XI
CONFERENCE ROOM 7A02XJ
CONFERENCE ROOM 7A02XK
CONFERENCE ROOM 7A02XL
CONFERENCE ROOM 7A02XM
CONFERENCE ROOM 7A02XN
CONFERENCE ROOM 7A02XO
CONFERENCE ROOM 7A02XP
CONFERENCE ROOM 7A02XQ
CONFERENCE ROOM 7A02XR
CONFERENCE ROOM 7A02XS
CONFERENCE ROOM 7A02XT
CONFERENCE ROOM 7A02XU
CONFERENCE ROOM 7A02XV
CONFERENCE ROOM 7A02XW
CONFERENCE ROOM 7A02XX
CONFERENCE ROOM 7A02XY
CONFERENCE ROOM 7A02XZ
CONFERENCE ROOM 7A02YA
CONFERENCE ROOM 7A02YB
CONFERENCE ROOM 7A02YC
CONFERENCE ROOM 7A02YD
CONFERENCE ROOM 7A02YE
CONFERENCE ROOM 7A02YF
CONFERENCE ROOM 7A02YG
CONFERENCE ROOM 7A02YH
CONFERENCE ROOM 7A02YI
CONFERENCE ROOM 7A02YJ
CONFERENCE ROOM 7A02YK
CONFERENCE ROOM 7A02YL
CONFERENCE ROOM 7A02YM
CONFERENCE ROOM 7A02YN
CONFERENCE ROOM 7A02YO
CONFERENCE ROOM 7A02YP
CONFERENCE ROOM 7A02YQ
CONFERENCE ROOM 7A02YR
CONFERENCE ROOM 7A02YS
CONFERENCE ROOM 7A02YT
CONFERENCE ROOM 7A02YU
CONFERENCE ROOM 7A02YV
CONFERENCE ROOM 7A02YW
CONFERENCE ROOM 7A02YX
CONFERENCE ROOM 7A02YY
CONFERENCE ROOM 7A02YZ
CONFERENCE ROOM 7A02ZA
CONFERENCE ROOM 7A02ZB
CONFERENCE ROOM 7A02ZC
CONFERENCE ROOM 7A02ZD
CONFERENCE ROOM 7A02ZE
CONFERENCE ROOM 7A02ZF
CONFERENCE ROOM 7A02ZG
CONFERENCE ROOM 7A02ZH
CONFERENCE ROOM 7A02ZI
CONFERENCE ROOM 7A02ZJ
CONFERENCE ROOM 7A02ZK
CONFERENCE ROOM 7A02ZL
CONFERENCE ROOM 7A02ZM
CONFERENCE ROOM 7A02ZN
CONFERENCE ROOM 7A02ZO
CONFERENCE ROOM 7A02ZP
CONFERENCE ROOM 7A02ZQ
CONFERENCE ROOM 7A02ZR
CONFERENCE ROOM 7A02ZS
CONFERENCE ROOM 7A02ZT
CONFERENCE ROOM 7A02ZU
CONFERENCE ROOM 7A02ZV
CONFERENCE ROOM 7A02ZW
CONFERENCE ROOM 7A02ZX
CONFERENCE ROOM 7A02ZY
CONFERENCE ROOM 7A02ZZ
CONFERENCE ROOM 7A03AA
CONFERENCE ROOM 7A03AB
CONFERENCE ROOM 7A03AC
CONFERENCE ROOM 7A03AD
CONFERENCE ROOM 7A03AE
CONFERENCE ROOM 7A03AF
CONFERENCE ROOM 7A03AG
CONFERENCE ROOM 7A03AH
CONFERENCE ROOM 7A03AI
CONFERENCE ROOM 7A03AJ
CONFERENCE ROOM 7A03AK
CONFERENCE ROOM 7A03AL
CONFERENCE ROOM 7A03AM
CONFERENCE ROOM 7A03AN
CONFERENCE ROOM 7A03AO
CONFERENCE ROOM 7A03AP
CONFERENCE ROOM 7A03AQ
CONFERENCE ROOM 7A03AR
CONFERENCE ROOM 7A03AS
CONFERENCE ROOM 7A03AT
CONFERENCE ROOM 7A03AU
CONFERENCE ROOM 7A03AV
CONFERENCE ROOM 7A03AW
CONFERENCE ROOM 7A03AX
CONFERENCE ROOM 7A03AY
CONFERENCE ROOM 7A03AZ
CONFERENCE ROOM 7A03BA
CONFERENCE ROOM 7A03BB
CONFERENCE ROOM 7A03BC
CONFERENCE ROOM 7A03BD
CONFERENCE ROOM 7A03BE
CONFERENCE ROOM 7A03BF
CONFERENCE ROOM 7A03BG
CONFERENCE ROOM 7A03BH
CONFERENCE ROOM 7A03BI
CONFERENCE ROOM 7A03BJ
CONFERENCE ROOM 7A03BK
CONFERENCE ROOM 7A03BL
CONFERENCE ROOM 7A03BM
CONFERENCE ROOM 7A03BN
CONFERENCE ROOM 7A03BO
CONFERENCE ROOM 7A03BP
CONFERENCE ROOM 7A03BQ
CONFERENCE ROOM 7A03BR
CONFERENCE ROOM 7A03BS
CONFERENCE ROOM 7A03BT
CONFERENCE ROOM 7A03BU
CONFERENCE ROOM 7A03BV
CONFERENCE ROOM 7A03BW
CONFERENCE ROOM 7A03BX
CONFERENCE ROOM 7A03BY
CONFERENCE ROOM 7A03BZ
CONFERENCE ROOM 7A03CA
CONFERENCE ROOM 7A03CB
CONFERENCE ROOM 7A03CC
CONFERENCE ROOM 7A03CD
CONFERENCE ROOM 7A03CE
CONFERENCE ROOM 7A03CF
CONFERENCE ROOM 7A03CG
CONFERENCE ROOM 7A03CH
CONFERENCE ROOM 7A03CI
CONFERENCE ROOM 7A03CJ
CONFERENCE ROOM 7A03CK
CONFERENCE ROOM 7A03CL
CONFERENCE ROOM 7A03CM
CONFERENCE ROOM 7A03CN
CONFERENCE ROOM 7A03CO
CONFERENCE ROOM 7A03CP
CONFERENCE ROOM 7A03CQ
CONFERENCE ROOM 7A03CR
CONFERENCE ROOM 7A03CS
CONFERENCE ROOM 7A03CT
CONFERENCE ROOM 7A03CU
CONFERENCE ROOM 7A03CV
CONFERENCE ROOM 7A03CW
CONFERENCE ROOM 7A03CX
CONFERENCE ROOM 7A03CY
CONFERENCE ROOM 7A03CZ
CONFERENCE ROOM 7A03DA
CONFERENCE ROOM 7A03DB
CONFERENCE ROOM 7A03DC
CONFERENCE ROOM 7A03DD
CONFERENCE ROOM 7A03DE
CONFERENCE ROOM 7A03DF
CONFERENCE ROOM 7A03DG
CONFERENCE ROOM 7A03DH
CONFERENCE ROOM 7A03DI
CONFERENCE ROOM 7A03DJ
CONFERENCE ROOM 7A03DK
CONFERENCE ROOM 7A03DL
CONFERENCE ROOM 7A03DM
CONFERENCE ROOM 7A03DN
CONFERENCE ROOM 7A03DO
CONFERENCE ROOM 7A03DP
CONFERENCE ROOM 7A03DQ
CONFERENCE ROOM 7A03DR
CONFERENCE ROOM 7A03DS
CONFERENCE ROOM 7A03DT
CONFERENCE ROOM 7A03DU
CONFERENCE ROOM 7A03DV
CONFERENCE ROOM 7A03DW
CONFERENCE ROOM 7A03DX
CONFERENCE ROOM 7A03DY
CONFERENCE ROOM 7A03DZ
CONFERENCE ROOM 7A03EA
CONFERENCE ROOM 7

APPLICABLE CODES, STANDARD, AND DESIGN CRITERIA

INTERNATIONAL BUILDING CODE (IBC)

- IBC (INTERNATIONAL BUILDING CODE) - 2024
- IEBC (INTERNATIONAL EXISTING BUILDING CODE) - 2024

NATIONAL FIRE PROTECTION ASSOCIATION (NFPA)

- NFPA 1: FIRE CODE - 2024
- NFPA 3: STANDARD FOR COMMISSIONING OF FIRE PROTECTION AND LIFE SAFETY SYSTEMS - 2024
- NFPA 4: STANDARD FOR INTEGRATED FIRE PROTECTION AND LIFE SAFETY SYSTEM TESTING - 2024
- NFPA 10: STANDARD FOR PORTABLE FIRE EXTINGUISHERS - 2026
- NFPA 13: STANDARD FOR THE INSTALLATION OF SPRINKLER SYSTEMS - 2025
- NFPA 20: STANDARD FOR THE INSTALLATION OF STATIONARY PUMPS FOR FIRE PROTECTION - 2025
- NFPA 25: STANDARD FOR THE INSPECTION, TESTING, AND MAINTENANCE OF WATER-BASED FIRE PROTECTION SYSTEMS - 2026
- NFPA 70: NATIONAL ELECTRICAL CODE - 2026
- NFPA 70E: STANDARD FOR ELECTRICAL SAFETY IN THE WORKPLACE - 2024
- NFPA 72: NATIONAL FIRE ALARM CODE - 2025
- NFPA 80: STANDARD FOR FIRE DOORS AND OTHER OPENING PROTECTIVES - 2025
- NFPA 90A: STANDARD FOR THE INSTALLATION OF AIR-CONDITIONING AND VENTILATING SYSTEMS - 2024
- NFPA 99: HEALTH CARE FACILITIES CODE - 2024
- NFPA 101:LIFE SAFETY CODE - 2024
- NFPA 220: STANDARD ON TYPES OF BUILDING CONSTRUCTION - 2024
- NFPA 241: STANDARD FOR SAFEGUARDING CONSTRUCTION, ALTERATION, AND DEMOLITION OPERATIONS - 2022
- NFPA 291: RECOMMENDED PRACTICE FOR FIRE FLOW TESTING AND MARKING OF HYDRANTS - 2025

NATIONAL INSTITUTE OF STANDARDS AND TECHNOLOGY (NIST)

- NIST: STANDARDS OF SEISMIC SAFETY FOR EXISTING FEDERALLY OWNED AND LEASED BUILDINGS, ICSSC RECOMMENDED PRACTICE 10 (RP 10-22) (2023)

VA TECHNICAL INFORMATION LIBRARY (TIL)

- VA TIL: ARCHITECTURAL DESIGN MANUAL (2014)
- VA TIL: ELECTRICAL DESIGN MANUAL (2025)
- VA TIL: FIRE PROTECTION DESIGN MANUAL (2023)
- VA TIL: H-18-8 SEISMIC DESIGN REQUIREMENTS (2023)
- VA TIL:HVAC DESIGN MANUAL (2017)
- VA TIL: MEDICAL/SURGICAL INPATIENT UNITS & INTENSIVE CARE NURSING UNITS DESIGN GUIDE (2011)
- VA TIL: PHYSICAL SECURITY AND RESILIENCY DESIGN MANUAL (2020)
- VA TIL: PLUMBING DESIGN MANUAL (2026)

ABBREVIATIONS

℄	CENTERLINE
&	AND
@	AT
°	DEGREES
Ø	DIAMETER
±	PLUS OR MINUS
AMB	AMBULATORY
ACU	AUTONOMOUS CONTROL UNIT
AFF	ABOVE FINISH FLOOR
AKA	ALSO KNOWN AS
DEMO	DEMOLISH EXISTING
DFPE	DESIGNATED FIRE PROTECTION ENGINEER
DOR	DESIGNER OF RECORD
DWG	DRAWING
E	EXISTING
EA	EACH
ER	EXISTING RELOCATE
F	FAHRENHEIT
FA	FIRE ALARM
FACU	FIRE ALARM CONTROL UNIT
FDAS	FIRE DETECTION AND ALARM SYSTEM
FDC	FIRE DEPARTMENT CONNECTION
FP	FIRE PROTECTION
FPDM	FIRE PROTECTION DESIGN MANUAL
GFGI	GOVERNMENT FURNISHED, GOVERNMENT INSTALLED
GPM	GALLONS PER MINUTE
HR	HOUR
IBC	INTERNATIONAL BUILDING CODE
LED	LIGHT-EMITTING DIODE
LF	LINEAR FOOT
LH	LIGHT HAZARD
MAX	MAXIMUM
MECH	MECHANICAL
MISC	MISCELLANEOUS
MIN	MINIMUM
N	NEW
NAC	NOTIFICATION APPLIANCE CIRCUIT
NDU	NETWORK DISPLAY UNIT
NFPA	NATIONAL FIRE PROTECTION ASSOCIATION
NR	NON-RATED
NTS	NOT TO SCALE
OC	ON CENTER
OH	ORDINARY HAZARD
PIV	POST INDICATOR VALVE
PSI	POUNDS PER SQUARE INCH
QFPE	QUALIFIED FIRE PROTECTION ENGINEER
QTY	QUANTITY
R	RADIUS
REQD	REQUIRED
SF	SQUARE FEET
SOW	SCOPE OF WORK
TIL	TECHNICAL INFORMATION LIBRARY
TYP	TYPICAL
UDACT	UNIVERSAL DIGITAL ALARM COMMUNICATOR TRANSMITTER
UFC	UNIFIED FACILITIES CRITERIA
UNO	UNLESS NOTED OTHERWISE
VA	VETERAN AFFAIRS
VAC	VOLTS, ALTERNATING CURRENT
VDC	VOLTS, DIRECT CURRENT
W	WIDE/WIDTH
W/	WITH
WP	WEATHERPROOF

FIRE ALARM SCOPE OF WORK

MODIFY AND TEST THE SYSTEM AS REQURIED BASED UPON PROVIDING COMPLETE PROTECTION BASED UPON THE FACILITY MODIFICATIONS SHOWN IN THE DESIGN DOCUMENTS AND AS REQUIRED BASED UPON INTERIM LIFE SAFETY REQUIREMENTS OF SPECIFICATION SECTION 013526.

THE EXISTING FIRE ALARM AND EMERGENCY VOICE EVACUATION SYSTEM (SIMPLEX MODEL 4100) IS EXPANDABLE AND INCLUDES CONDUIT, PULL BOXES, TERMINAL CABINETS, OUTLET AND MOUNTING BOXES, SYSTEM WIRING, CONTROL EQUIPMENT, ALARM AND SUPERVISORY INITIATING DEVICES (PULL STATIONS, SMOKE DETECTORS, HEAT DETECTORS, DUCT SMOKE DETECTORS), ADDRESSABLE INTERFACE EQUIPMENT (MONITORING MODULES, CONTROL MODULES, RELAYS), ALARM NOTIFICATION APPLIANCES (SPEAKERS, STROBES, SPEAKERSTROBES), SUPERVISION OF INTEGRATED SYSTEMS (AUTOMATIC SPRINKLER SYSTEMS, FIRE PUMP, DOOR HOLDERS, ACCESS CONTROL, ELEVATOR), REMOTE CONTROL UNITS AND BOOSTER POWER SUPPLY PANELS, AND OTHER ACCESSORIES AND MISCELLANEOUS ITEMS REQUIRED FOR A COMPLETE OPERATING SYSTEM.

THE MAIN FIRE ALARM CONTROL UNIT (FACU) AND NETWORK DISPLAY UNIT (NDU), IS LOCATED ON THE FIRST FLOOR IN AN ELECTRCAL CLOSET ADJACENT TO THE INFORMATION DESK. THE SYSTEM INCLUDES AN EXISTING UNIVERSAL DIGITAL ALARM COMMUNICATOR TRANSMITTER (UDACT) TO COMMUNICATE WITH AN OFF-SITE CENTRAL STATION MONITORING FACILITY FOR SIGNAL REPORTING (I.E., ALARM, TROUBLE, AND SUPERVISORY CONDITIONS). REMOTE-CONTROL UNIT, NODE 8 IS LOCATED IN THE BASEMENT OF BUILDING 203 WHICH SERVES THE AREA OF WORK.

AUTOMATIC SMOKE DETECTION (PARTIAL/SELECT COVERAGE) WAS OBSERVED IN WAITING AREAS, ABOVE FIRE ALARM CONTROL EQUIPMENT, AT FIRE-RATED DOOR ASSEMBLIES PROVIDED WITH MAGNETIC HOLD-OPEN DEVICES, AND ELEVATOR LOBBIES AS REQUIRED. HEAT DETECTION AT THE CEILING AND DUCT SMOKE DETECTORS (SUPPLY AND RETURN FANS) WERE OBSERVED WITHIN THE MECHANICAL AND EQUIPMENT ROOMS.

THE EXISTING FIRE ALARM SYSTEM IS IN GOOD WORKING CONDITION AND HAS CAPACITY TO EXECUTE THE AWARDED SCOPE OF WORK BASED ON THE PROPOSED TECHNICAL APPROACH.

EXISTING LEVELS OF PROTECTION SHALL BE MAINTAINED THROUGHOUT CONSTRUCTION IN ACCORDANCE WITH 2022 NFPA 241. FIRE WATCH SHALL BE PROVIDED AS NECESSARY IF IMPAIRMENTS EXTEND BEYOND 4-HOURS. MODIFY THE FIRE ALARM SYSTEM IF REQURIED BASED UPON OTHER DISCIPLINE SCOPE OF WORK.

WORK SHALL INCLUDE FURNISHING OF LABOR AND MATERIALS TO MODIFY AND TEST THE EXISTING SYSTEM. MODIFICATIONS WILL CONSIST OF SELECTED DEMOLITION AND ALL NECESSARY HARDWARE, EQUIPMENT, AND SOFTWARE PROGRAMMING TO PERFORM FIRE DETECTION AND ALARM OPERATIONS. WHERE PROVIDED, NEW EQUIPMENT SHALL BE COMPATIBLE WITH THE EXISTING NOTIFIER SYSTEM.

EXISTING EQUIPMENT, INCLUDING CONDUIT AND WIRING WITHIN THE AREAS OF WORK SHALL BE UTILIZED TO THE EXTENT POSSIBLE. NEW NOTIFICATION APPLIANCES AND INITIATING DEVICES SHALL BE PROVIDED AS NECESSARY FOR COMPLETE COVERAGE BASED ON RECONFIGURED WALLS AND CEILINGS.

PERFORMANCE, LOCATION, AND MOUNTING OF NOTIFICATION APPLIANCES SHALL BE IN ACCORDANCE WITH NFPA 72. AUDIBLE NOTIFICATION APPLIANCES (SPEAKERS) WILL BE PROVIDED THROUGHOUT THE FACILITY SUCH THAT A MINIMUM SOUND PRESSURE LEVEL OF 15 DBA ABOVE AMBIENT CONDITIONS SHALL BE PROVIDED AS REQUIRED. VISIBLE NOTIFICATION APPLIANCES (STROBES) SHALL BE INSTALLED ONLY IN PUBLIC AND COMMON AREAS. STROBES LOCATED WITHIN THE SAME ROOM OR ADJACENT SPACE WITHIN THE FIELD OF VIEW SHALL BE SYNCHRONIZED.

FIRE ALARM CIRCUITS SHALL MATCH EXISTING (CLASS B DOWNSTREAM OF FATC). ALL FIRE ALARM SYSTEM WIRING SHALL BE SOLID COPPER AND INSTALLED IN CONDUIT. STRANDED WIRING IS PROHIBITED, UNLESS WHERE PREVIOUSLY APPROVED OR RECOMMENDED BY THE SYSTEM MANUFACTURER. T-TAPPING IS PROHIBITED.

CONDUIT SHALL BE RIGID METAL OR ELECTRICAL METALLIC TUBING, WITH A MINIMUM INSIDE DIAMETER OF 3/4 INCH THAT UTILIZES COMPRESSION TYPE FITTINGS AND COUPLINGS WITH A MAXIMUM FILL TO 40 PERCENT CONDUIT CAPACITY. CONDUIT OR TUBING MUST BE CONCEALED UNLESS NOTED OTHERWISE. ALL FIRE ALARM WIRING MUST BE INSTALLED IN DEDICATED CONDUIT. NO OTHER BUILDING WIRING IS PERMITTED.

THE FIRE ALARM CONTRACTOR SHALL PERFORM REQUIRED ACCEPTANCE TESTING IN ACCORDANCE WITH DIVISION 28 SPECIFICATIONS, INCLUDING FUNCTIONAL TESTING OF ANY NEW FIRE ALARM INITIATING DEVICES AND NOTIFICATION APPLIANCES IN THE AFFECTED SMOKE COMPARTMENTS, CONDUCTOR TESTING (OPEN, GROUND, SHORT) ON AFFECTED CIRCUITS, CURRENT DRAW AND VOLTAGE DROP MEASUREMENTS ON AFFECTED CIRCUITS, AND MANOMETER TESTING AT THE NEW DUCT SMOKE DETECTORS IN ACCORDANCE WITH NFPA 72.

BID SET	05/04/2026
Revisions:	Date:

CONSULTANT

VELTRE ENGINEERING, INC.
FIRE PROTECTION ENGINEERING
LIFE SAFETY | CODE CONSULTING
2899 DICKENS ST, UNIT C-01
SAN DIEGO, CA 92106 (858)490-9043

DESIGNER OF RECORD

A/E:
DAVENERGY SOLUTIONS
2207 GARNET AVE, SUITE I
SAN DIEGO, CA 92109
619-770-8552

DAVENERGY SOLUTIONS
ENGINEERING | CONSTRUCTION MANAGEMENT

STAMP

REGISTERED PROFESSIONAL ENGINEER
JOHN VELTRE
No. 33020
Exp. 6/30/27
FIRE PROTECTION
STATE OF CALIFORNIA

Office of Construction and Facilities Management

VA U.S. Department of Veterans Affairs

Drawing Title: GENERAL NOTES AND ABBREVIATIONS

Approved: Approver

Phase: BID SET

-

Project Title: VACCHCS FRESNO REPLACE + EXPAND CHILLED WATER INFRASTRUCTURE

Location: FRESNO VA HOSPITAL, 2615 E CLINTON AVE, FRESNO, CA 93703

Issue Date: 05/04/2026 | Checked: JVV | Drawn: CHP

Project Number: 570-20-308

Building Number:

Drawing Number: FA001

VA FORM 08 - 6231

Autodesk Docs://222010 VA Fresno Chilled Water Infrastructure/Fresno Chilled Water Infrastructure - FP.rvt

5/4/2026 12:19:47 PM



1 FA101A SUBBASEMENT PLAN FIRE ALARM - AREA A
SCALE: 1/8" = 1'-0"

NORTH

SHEET KEYNOTES

SHEET NOTES

1. REFER TO F-001 FOR GENERAL SHEET NOTES AND ABBREVIATIONS
2. THESE DRAWINGS ARE DIAGRAMMATIC IN NATURE AND SHOW APPROXIMATE DEVICE AND EQUIPMENT LOCATIONS. CONTRACTOR IS RESPONSIBLE FOR COORDINATION OF FINAL FIRE ALARM DEVICE PLACEMENT WITH FURNITURE AND EQUIPMENT
3. AUDIBLE NOTIFICATION SHALL HAVE A SOUND LEVEL AT LEAST 15 DB ABOVE THE MAXIMUM SOUND LEVEL HAVING A DURATION OF AT LEAST 60 SECONDS

FIRE ALARM SCOPE LEGEND

	AREA OF WORK: WHERE CEILINGS WERE REMOVED, REINSTALL EXISTING CEILING MOUNTED FIRE ALARM EQUIPMENT. REINSTALL SMOKE DETECTORS AT LOCATIONS WHERE HEAT DETECTORS WERE INSTALLED DURING CONSTRUCTION. PROVIDE NEW CEILING MOUNTED FIRE ALARM EQUIPMENT AS NEEDED BASED ON RECONFIGURED WALLS AND CEILINGS SUCH THAT COMPLETE COVERAGE IS PROVIDED PER NFPA 72 EXCEPT AS MODIFIED BY THE VA FIRE PROTECTION DESIGN MANUAL.
	AREA NOT IN PROJECT SCOPE

FIRE ALARM DEVICE LEGEND

	(N) CEILING MOUNTED SPEAKER ONLY
S	EXISTING DUCT SMOKE DETECTOR TO REMAIN
	(N) CEILING MOUNTED SPEAKER/STROBE
	EXISTING CEILING MOUNTED SPEAKER/STROBE TO REMAIN
S	(N) SMOKE DETECTOR
S	EXISTING SMOKE DETECTOR TO REMAIN
	(N) WALL MOUNTED SPEAKER/STROBE
	EXISTING WALL MOUNTED SPEAKER/STROBE TO REMAIN
	EXISITING WALL MOUNTED STROBE TO REMAIN
F	(N) PULL STATION
F	EXISTING PULL STATION TO REMAIN
	AS-BUILT FIRE ALARM CONDUIT AND DEVICES

BID SET	05/04/2026
Revisions:	Date:

CONSULTANT

VELTRE ENGINEERING, INC.
FIRE PROTECTION ENGINEERING
LIFE SAFETY | CODE CONSULTING
2899 DICKENS ST, UNIT C-01
SAN DIEGO, CA 92106 (858)490-9043

DESIGNER OF RECORD

A/E:
DAVENERGY SOLUTIONS
2207 GARNET AVE, SUITE I
SAN DIEGO, CA 92109
619-770-8552

DAVENERGY SOLUTIONS
ENGINEERING | CONSTRUCTION MANAGEMENT

STAMP

REGISTERED PROFESSIONAL ENGINEER
JOHN VELTRE
No. 33020
Exp. 6/30/27
CIVIL
STATE OF CALIFORNIA

Office of Construction and Facilities Management

VA U.S. Department of Veterans Affairs

Drawing Title: SUBBASEMENT PLAN FIRE ALARM - AREA A	Phase: BID SET	Project Title: VACCHCS FRESNO REPLACE + EXPAND CHILLED WATER INFRASTRUCTURE	Project Number: 570-20-308
Approved: Approver	-	Location: FRESNO VA HOSPITAL, 2615 E CLINTON AVE, FRESNO, CA 93703	Building Number:
		Issue Date: 05/04/2026 / Checked: JVV / Drawn: CHP	Drawing Number: FA101A

VA FORM 08 - 6231

Autodesk Docs://222010 VA Fresno Chilled Water Infrastructure/Fresno Chilled Water Infrastructure - FP.rvt
5/4/2026 12:19:48 PM

SHEET KEYNOTES

SHEET NOTES

1. REFER TO F-001 FOR GENERAL SHEET NOTES AND ABBREVIATIONS
2. THESE DRAWINGS ARE DIAGRAMMATIC IN NATURE AND SHOW APPROXIMATE DEVICE AND EQUIPMENT LOCATIONS. CONTRACTOR IS RESPONSIBLE FOR COORDINATION OF FINAL FIRE ALARM DEVICE PLACEMENT WITH FURNITURE AND EQUIPMENT
3. AUIDIBE NOTIFICATION SHALL HAVE A SOUND LEVEL AT LEAST 15 DB ABOVE THE MAXIMUM SOUND LEVEL HAVING A DURATION OF AT LEAST 60 SECONDS

FIRE ALARM SCOPE LEGEND

	AREA OF WORK: WHERE CEILINGS WERE REMOVED, REINSTALL EXISTING CEILING MOUNTED FIRE ALARM EQUIPMENT, REINSTALL SMOKE DETECTORS AT LOCATIONS WHERE HEAT DETECTORS WERE INSTALLED DURING CONSTRUCTION. PROVIDE NEW CEILING MOUNTED FIRE ALARM EQUIPMENT AS NEEDED BASED ON RECONFIGURED WALLS AND CEILINGS SUCH THAT COMPLETE COVERAGE IS PROVIDED PER NFPA 72 EXCEPT AS MODIFIED BY THE VA FIRE PROTECTION DESIGN MANUAL.
	AREA NOT IN PROJECT SCOPE

FIRE ALARM DEVICE LEGEND

	(N) CEILING MOUNTED SPEAKER ONLY
S	EXISTING DUCT SMOKE DETECTOR TO REMAIN
	(N) CEILING MOUNTED SPEAKER/STROBE
	EXISTING CEILING MOUNTED SPEAKER/STROBE TO REMAIN
S	(N) SMOKE DETECTOR
S	EXISTING SMOKE DETECTOR TO REMAIN
	(N) WALL MOUNTED SPEAKER/STROBE
	EXISTING WALL MOUNTED SPEAKER/STROBE TO REMAIN
	EXISITING WALL MOUNTED STROBE TO REMAIN
F	(N) PULL STATION
F	EXISTING PULL STATION TO REMAIN
	AS-BUILT FIRE ALARM CONDUIT AND DEVICES



1 / FA101B SUBBASEMENT PLAN FIRE ALARM - AREA B

SCALE: 1/8" = 1'-0"

NORTH

BID SET	05/04/2026
Revisions:	Date:

CONSULTANT

VELTRE ENGINEERING, INC.
FIRE PROTECTION ENGINEERING
LIFE SAFETY | CODE CONSULTING
2899 DICKENS ST, UNIT C-01
SAN DIEGO, CA 92106 (858)490-9043

DESIGNER OF RECORD

A/E:
DAVENERGY SOLUTIONS
2207 GARNET AVE, SUITE I
SAN DIEGO, CA 92109
619-770-8552

DAVENERGY SOLUTIONS
ENGINEERING | CONSTRUCTION MANAGEMENT

STAMP

REGISTERED PROFESSIONAL ENGINEER
JOHN VELTRE
No. 33020
Exp. 6/30/27
CALIFORNIA

Office of Construction and Facilities Management

VA U.S. Department of Veterans Affairs

Drawing Title: SUBBASEMENT PLAN FIRE ALARM - AREA B	Phase: BID SET	Project Title: VACCHCS FRESNO REPLACE + EXPAND CHILLED WATER INFRASTRUCTURE	Project Number: 570-20-308
			Building Number:
Approved: Approver	-	Location: FRESNO VA HOSPITAL, 2615 E CLINTON AVE, FRESNO, CA 93703	Drawing Number: FA101B
		Issue Date: 05/04/2026 · Checked: JVV · Drawn: CHP	

VA FORM 08 - 6231

Autodesk Docs://222610 VA Fresno Chilled Water Infrastructure/Fresno Chilled Water Infrastructure - FP.rvt

5/4/2026 12:19:49 PM

SHEET KEYNOTES

1 EXISTING CONDITIONS SHOW NO WALL HERE

SHEET NOTES

1. REFER TO F-001 FOR GENERAL SHEET NOTES AND ABBREVIATIONS
2. THESE DRAWINGS ARE DIAGRAMMATIC IN NATURE AND SHOW APPROXIMATE DEVICE AND EQUIPMENT LOCATIONS. CONTRACTOR IS RESPONSIBLE FOR COORDINATION OF FINAL FIRE ALARM DEVICE PLACEMENT WITH FURNITURE AND EQUIPMENT
3. AUDIBLE NOTIFICATION SHALL HAVE A SOUND LEVEL AT LEAST 15 DB ABOVE THE MAXIMUM SOUND LEVEL HAVING A DURATION OF AT LEAST 60 SECONDS

FIRE ALARM SCOPE LEGEND

AREA OF WORK: WHERE CEILINGS WERE REMOVED, REINSTALL EXISTING CEILING MOUNTED FIRE ALARM EQUIPMENT. REINSTALL SMOKE DETECTORS AT LOCATIONS WHERE HEAT DETECTORS WERE INSTALLED DURING CONSTRUCTION. PROVIDE NEW CEILING MOUNTED FIRE ALARM EQUIPMENT AS NEEDED BASED ON RECONFIGURED WALLS AND CEILINGS SUCH THAT COMPLETE COVERAGE IS PROVIDED PER NFPA 72 EXCEPT AS MODIFIED BY THE VA FIRE PROTECTION DESIGN MANUAL.

AREA NOT IN PROJECT SCOPE

FIRE ALARM DEVICE LEGEND

	(N) CEILING MOUNTED SPEAKER ONLY
S	EXISTING DUCT SMOKE DETECTOR TO REMAIN
	(N) CEILING MOUNTED SPEAKER/STROBE
	EXISTING CEILING MOUNTED SPEAKER/STROBE TO REMAIN
S	(N) SMOKE DETECTOR
S	EXISTING SMOKE DETECTOR TO REMAIN
	(N) WALL MOUNTED SPEAKER/STROBE
	EXISTING WALL MOUNTED SPEAKER/STROBE TO REMAIN
	EXISITING WALL MOUNTED STROBE TO REMAIN
F	(N) PULL STATION
F	EXISTING PULL STATION TO REMAIN
	AS-BUILT FIRE ALARM CONDUIT AND DEVICES

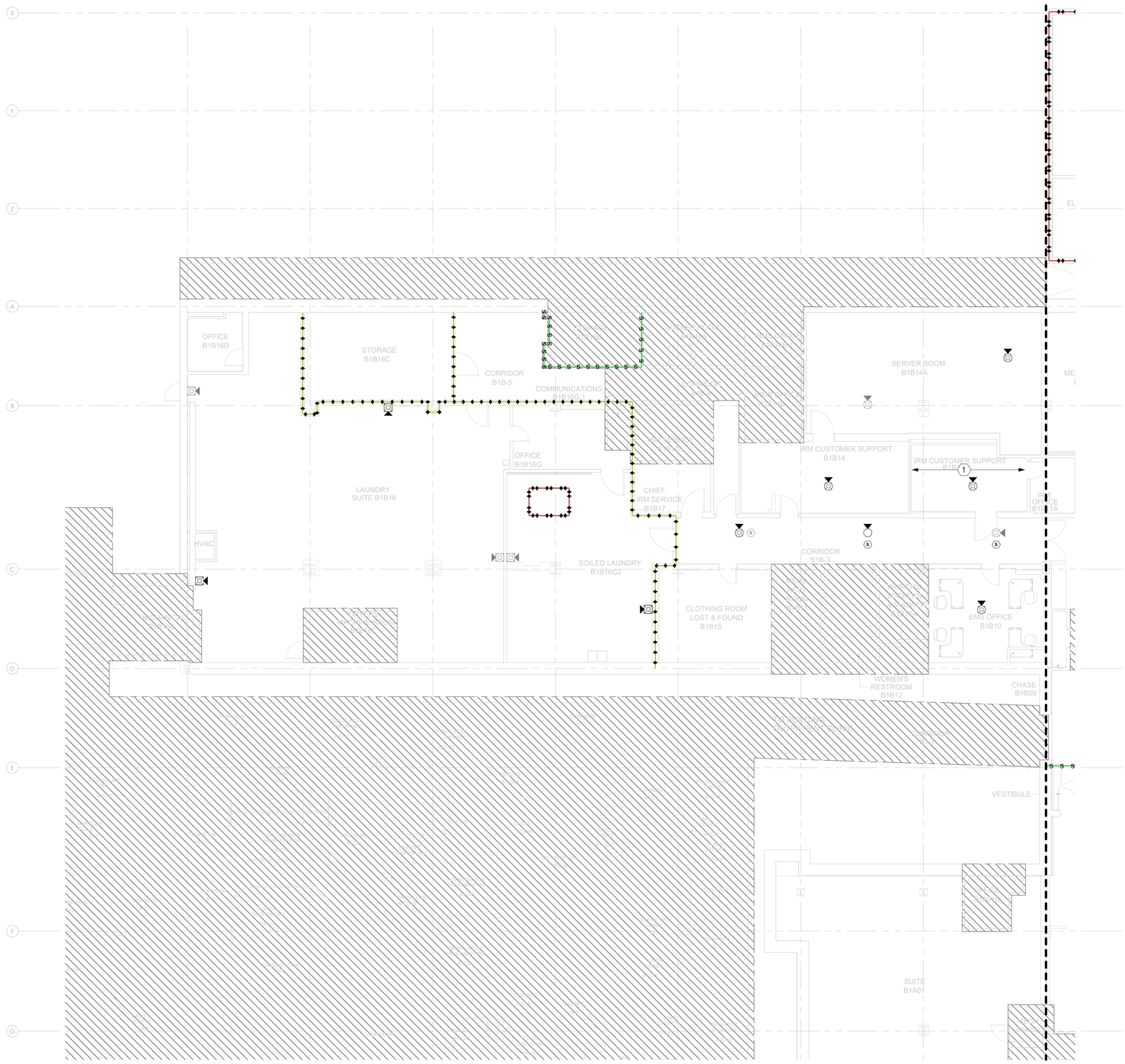

1 FA102A BASEMENT PLAN FIRE ALARM - AREA A

SCALE: 1/8" = 1'-0"

NORTH

BID SET	05/04/2026
Revisions:	Date:

CONSULTANT

VELTRE ENGINEERING, INC.
FIRE PROTECTION ENGINEERING
LIFE SAFETY | CODE CONSULTING
2899 DICKENS ST, UNIT C-01
SAN DIEGO, CA 92106 (858)490-9043

DESIGNER OF RECORD

A/E:
DAVENERGY SOLUTIONS
2207 GARNET AVE, SUITE I
SAN DIEGO, CA 92109
619-770-8552

DAVENERGY SOLUTIONS
ENGINEERING | CONSTRUCTION MANAGEMENT

STAMP

REGISTERED PROFESSIONAL ENGINEER JOHN VELTRE No. 33020 Exp. 6/30/22 MECHANICAL CALIFORNIA

Office of Construction and Facilities Management

VA U.S. Department of Veterans Affairs

Drawing Title	BASEMENT PLAN FIRE ALARM - AREA A
Approved: Approver	
Phase	BID SET
-	
Project Title	VACCHCS FRESNO REPLACE + EXPAND CHILLED WATER INFRASTRUCTURE
Location	FRESNO VA HOSPITAL, 2615 E CLINTON AVE, FRESNO, CA 93703
Issue Date	05/04/2026
Checked	JVV
Drawn	CHP
Project Number	570-20-308
Building Number	
Drawing Number	FA102A

VA FORM 08 - 6231

Autodesk Docs://222010 VA Fresno Chilled Water Infrastucture/Fresno Chilled Water Infrastructure - FP.rvt

5/4/2026 12:19:51 PM

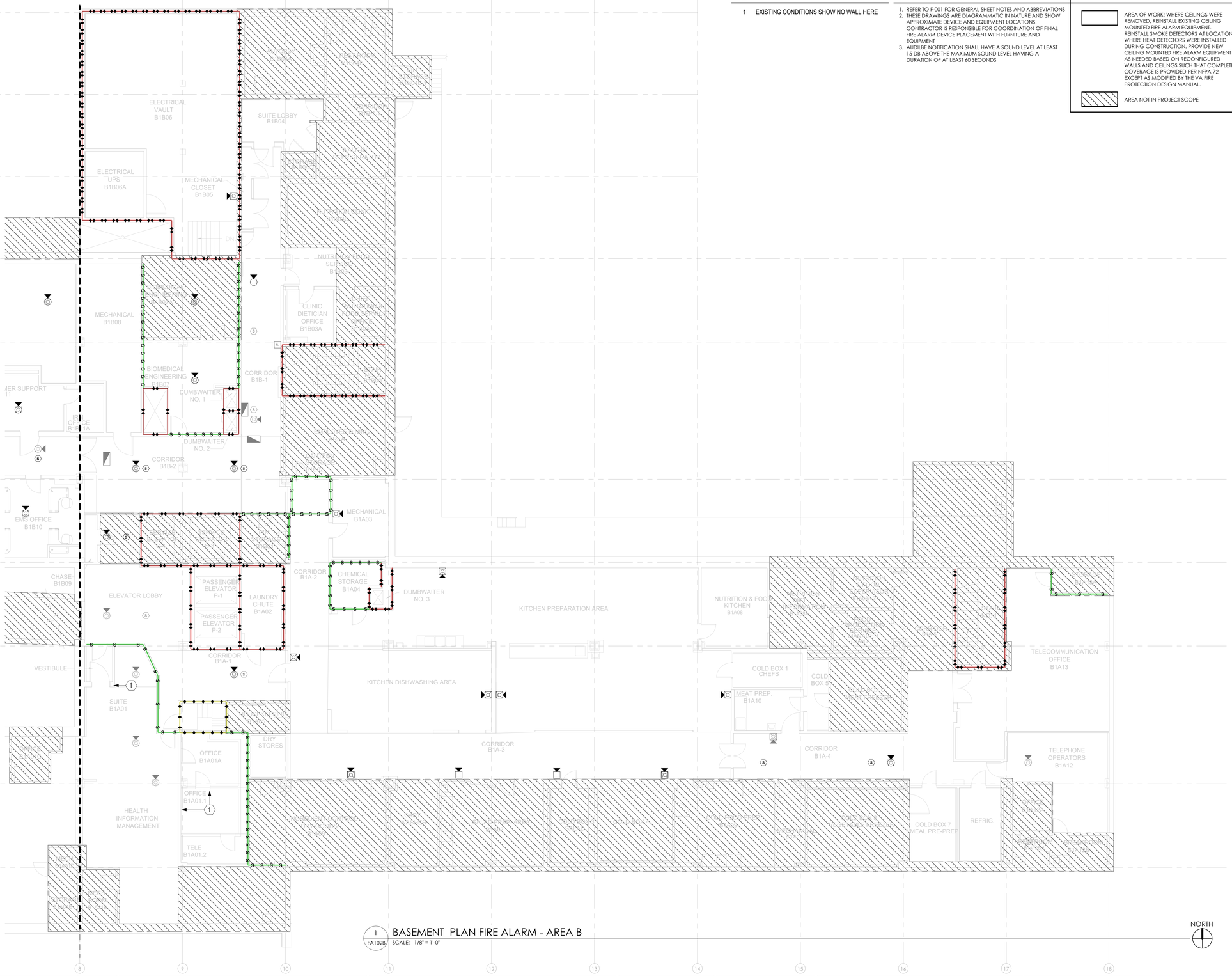

1 FA102B BASEMENT PLAN FIRE ALARM - AREA B
SCALE: 1/8" = 1'-0"

SHEET KEYNOTES

1 EXISTING CONDITIONS SHOW NO WALL HERE

SHEET NOTES

1. REFER TO F-001 FOR GENERAL SHEET NOTES AND ABBREVIATIONS
2. THESE DRAWINGS ARE DIAGRAMMATIC IN NATURE AND SHOW APPROXIMATE DEVICE AND EQUIPMENT LOCATIONS. CONTRACTOR IS RESPONSIBLE FOR COORDINATION OF FINAL FIRE ALARM DEVICE PLACEMENT WITH FURNITURE AND EQUIPMENT
3. AUDIBLE NOTIFICATION SHALL HAVE A SOUND LEVEL AT LEAST 15 DB ABOVE THE MAXIMUM SOUND LEVEL HAVING A DURATION OF AT LEAST 60 SECONDS

FIRE ALARM SCOPE LEGEND

	AREA OF WORK: WHERE CEILINGS WERE REMOVED, REINSTALL EXISTING CEILING MOUNTED FIRE ALARM EQUIPMENT, REINSTALL SMOKE DETECTORS AT LOCATIONS WHERE HEAT DETECTORS WERE INSTALLED DURING CONSTRUCTION. PROVIDE NEW CEILING MOUNTED FIRE ALARM EQUIPMENT AS NEEDED BASED ON RECONFIGURED WALLS AND CEILINGS SUCH THAT COMPLETE COVERAGE IS PROVIDED PER NFPA 72 EXCEPT AS MODIFIED BY THE VA FIRE PROTECTION DESIGN MANUAL.
	AREA NOT IN PROJECT SCOPE

FIRE ALARM DEVICE LEGEND

	(N) CEILING MOUNTED SPEAKER ONLY
S	EXISTING DUCT SMOKE DETECTOR TO REMAIN
	(N) CEILING MOUNTED SPEAKER/STROBE
	EXISTING CEILING MOUNTED SPEAKER/STROBE TO REMAIN
S	(N) SMOKE DETECTOR
S	EXISTING SMOKE DETECTOR TO REMAIN
	(N) WALL MOUNTED SPEAKER/STROBE
	EXISTING WALL MOUNTED SPEAKER/STROBE TO REMAIN
	EXISITING WALL MOUNTED STROBE TO REMAIN
F	(N) PULL STATION
F	EXISTING PULL STATION TO REMAIN
	AS-BUILT FIRE ALARM CONDUIT AND DEVICES

BID SET	05/04/2026
Revisions:	Date:

CONSULTANT

VELTRE ENGINEERING, INC.
FIRE PROTECTION ENGINEERING
LIFE SAFETY | CODE CONSULTING
2899 DICKENS ST, UNIT C-01
SAN DIEGO, CA 92106 (858)490-9043

DESIGNER OF RECORD

A/E:
DAVENERGY SOLUTIONS
2207 GARNET AVE, SUITE I
SAN DIEGO, CA 92109
619-770-8552

DAVENERGY SOLUTIONS
ENGINEERING | CONSTRUCTION MANAGEMENT

STAMP

REGISTERED PROFESSIONAL ENGINEER
JOHN VELTRE
No. 33020
Exp. 6/30/26
ELECTRICAL
STATE OF CALIFORNIA

Office of Construction and Facilities Management

VA U.S. Department of Veterans Affairs

Drawing Title: BASEMENT PLAN FIRE ALARM - AREA B

Approved: Approver

Phase: BID SET

-

Project Title: VACCHCS FRESNO REPLACE + EXPAND CHILLED WATER INFRASTRUCTURE

Location: FRESNO VA HOSPITAL, 2615 E CLINTON AVE, FRESNO, CA 93703

Issue Date: 05/04/2026

Checked: JVV

Drawn: CHP

Project Number: 570-20-308

Building Number:

Drawing Number: FA102B

VA FORM 08 - 6231

Autodesk Docs://220210 VA Fresno Chilled Water Infrastructure/Fresno Chilled Water Infrastructure - FP.rvt

5/4/2026 12:19:53 PM

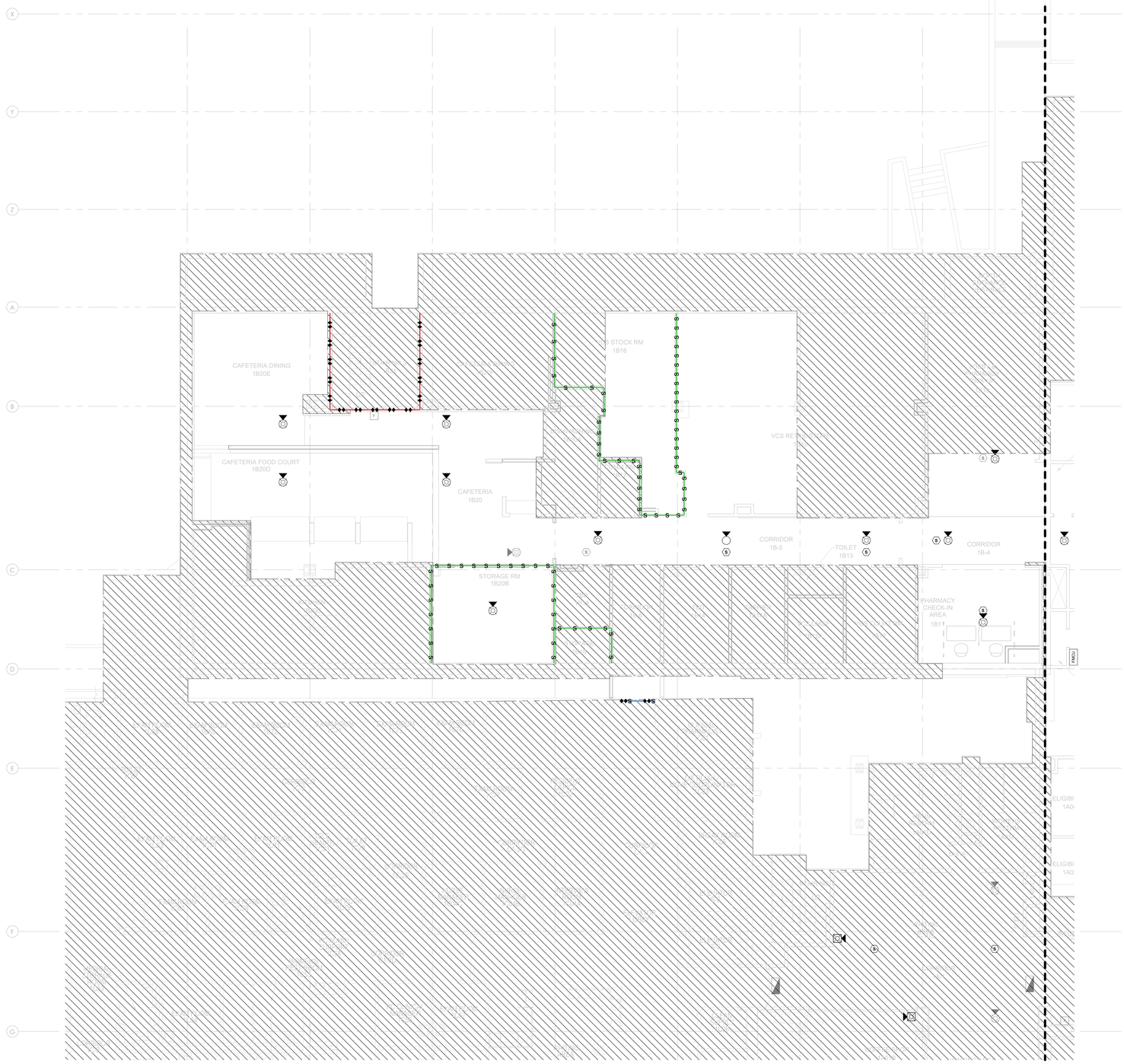

1 FA103A 1ST FLOOR PLAN FIRE ALARM - AREA A
SCALE: 1/8" = 1'-0"

NORTH

SHEET KEYNOTES

SHEET NOTES

1. REFER TO F-001 FOR GENERAL SHEET NOTES AND ABBREVIATIONS
2. THESE DRAWINGS ARE DIAGRAMMATIC IN NATURE AND SHOW APPROXIMATE DEVICE AND EQUIPMENT LOCATIONS. CONTRACTOR IS RESPONSIBLE FOR COORDINATION OF FINAL FIRE ALARM DEVICE PLACEMENT WITH FURNITURE AND EQUIPMENT
3. AUDIBLE NOTIFICATION SHALL HAVE A SOUND LEVEL AT LEAST 15 DB ABOVE THE MAXIMUM SOUND LEVEL HAVING A DURATION OF AT LEAST 60 SECONDS

FIRE ALARM SCOPE LEGEND

	AREA OF WORK: WHERE CEILINGS WERE REMOVED, REINSTALL EXISTING CEILING MOUNTED FIRE ALARM EQUIPMENT. REINSTALL SMOKE DETECTORS AT LOCATIONS WHERE HEAT DETECTORS WERE INSTALLED DURING CONSTRUCTION. PROVIDE NEW CEILING MOUNTED FIRE ALARM EQUIPMENT AS NEEDED BASED ON RECONFIGURED WALLS AND CEILINGS SUCH THAT COMPLETE COVERAGE IS PROVIDED PER NFPA 72 EXCEPT AS MODIFIED BY THE VA FIRE PROTECTION DESIGN MANUAL.
	AREA NOT IN PROJECT SCOPE

FIRE ALARM DEVICE LEGEND

	(N) CEILING MOUNTED SPEAKER ONLY
S	EXISTING DUCT SMOKE DETECTOR TO REMAIN
	(N) CEILING MOUNTED SPEAKER/STROBE
	EXISTING CEILING MOUNTED SPEAKER/STROBE TO REMAIN
S	(N) SMOKE DETECTOR
S	EXISTING SMOKE DETECTOR TO REMAIN
	(N) WALL MOUNTED SPEAKER/STROBE
	EXISTING WALL MOUNTED SPEAKER/STROBE TO REMAIN
	EXISITING WALL MOUNTED STROBE TO REMAIN
F	(N) PULL STATION
F	EXISTING PULL STATION TO REMAIN
	AS-BUILT FIRE ALARM CONDUIT AND DEVICES

BID SET	05/04/2026
Revisions:	Date:

CONSULTANT

VELTRE ENGINEERING, INC.
FIRE PROTECTION ENGINEERING
LIFE SAFETY | CODE CONSULTING
2899 DICKENS ST, UNIT C-01
SAN DIEGO, CA 92106 (858)490-9043

DESIGNER OF RECORD

A/E:
DAVENERGY SOLUTIONS
2207 GARNET AVE, SUITE I
SAN DIEGO, CA 92109
619-770-8552

DAVENERGY SOLUTIONS
ENGINEERING | CONSTRUCTION MANAGEMENT

STAMP

REGISTERED PROFESSIONAL ENGINEER
JOHN VELTRE
No. 33020
Exp. 6/30/27
CALIFORNIA

Office of Construction and Facilities Management

VA U.S. Department of Veterans Affairs

Drawing Title	FIRST FLOOR PLAN FIRE ALARM - AREA A
Phase	BID SET
Approved: Approver	-
Project Title	VACCHCS FRESNO REPLACE + EXPAND CHILLED WATER INFRASTRUCTURE
Project Number	570-20-308
Building Number	
Location	FRESNO VA HOSPITAL, 2615 E CLINTON AVE, FRESNO, CA 93703
Drawing Number	FA103A
Issue Date	05/04/2026
Checked	JVV
Drawn	CHP

VA FORM 08 - 6231

Autodesk Docs://220210 VA Fresno Chilled Water Infrastructure/Fresno Chilled Water Infrastructure - FP.rvt
5/4/2026 12:19:54 PM

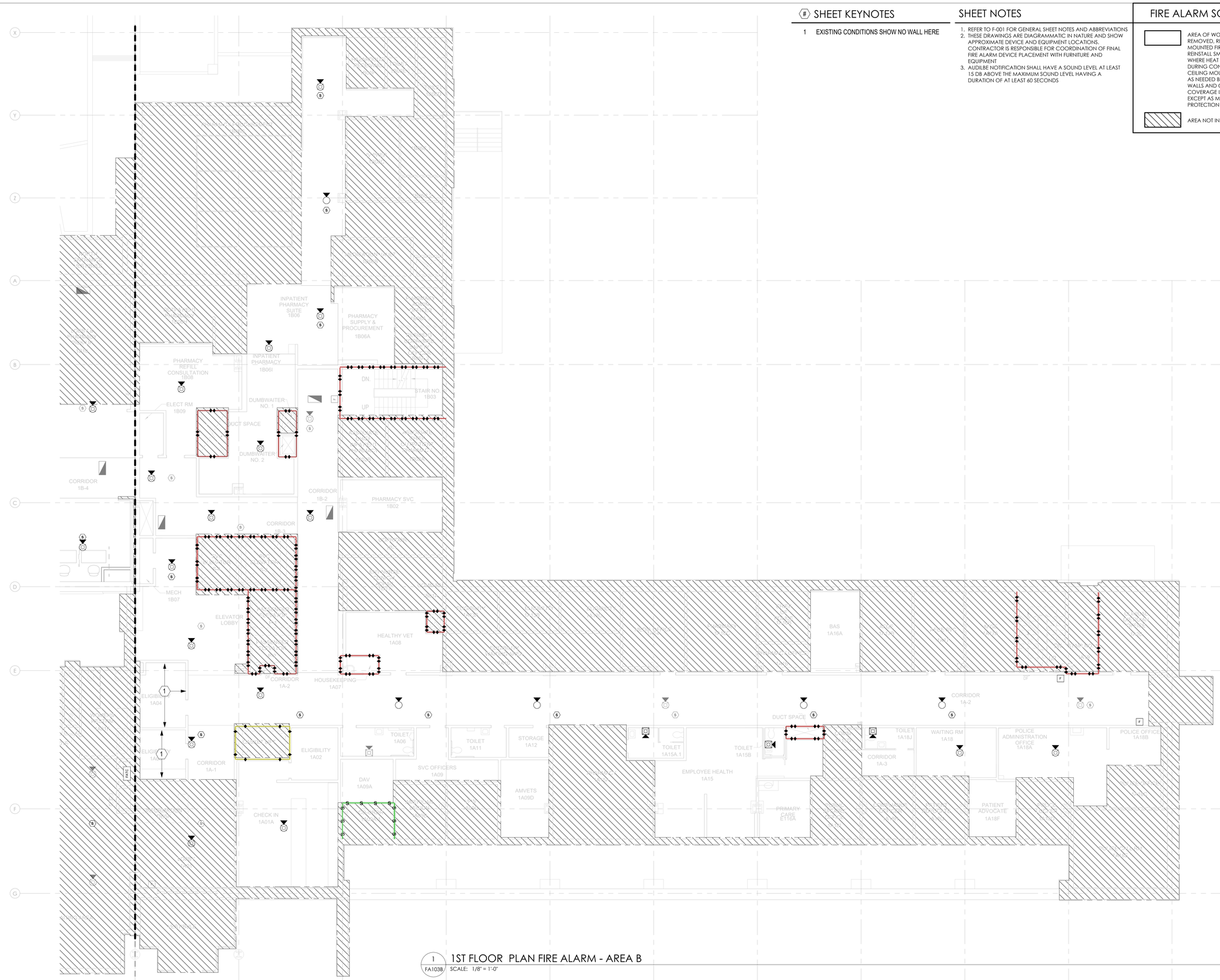

1 FA103B 1ST FLOOR PLAN FIRE ALARM - AREA B

SCALE: 1/8" = 1'-0"

SHEET KEYNOTES

1 EXISTING CONDITIONS SHOW NO WALL HERE

SHEET NOTES

1. REFER TO F-001 FOR GENERAL SHEET NOTES AND ABBREVIATIONS
2. THESE DRAWINGS ARE DIAGRAMMATIC IN NATURE AND SHOW APPROXIMATE DEVICE AND EQUIPMENT LOCATIONS. CONTRACTOR IS RESPONSIBLE FOR COORDINATION OF FINAL FIRE ALARM DEVICE PLACEMENT WITH FURNITURE AND EQUIPMENT
3. AUDIBLE NOTIFICATION SHALL HAVE A SOUND LEVEL AT LEAST 15 DB ABOVE THE MAXIMUM SOUND LEVEL HAVING A DURATION OF AT LEAST 60 SECONDS

FIRE ALARM SCOPE LEGEND

	AREA OF WORK: WHERE CEILINGS WERE REMOVED, REINSTALL EXISTING CEILING MOUNTED FIRE ALARM EQUIPMENT. REINSTALL SMOKE DETECTORS AT LOCATIONS WHERE HEAT DETECTORS WERE INSTALLED DURING CONSTRUCTION. PROVIDE NEW CEILING MOUNTED FIRE ALARM EQUIPMENT AS NEEDED BASED ON RECONFIGURED WALLS AND CEILINGS SUCH THAT COMPLETE COVERAGE IS PROVIDED PER NFPA 72 EXCEPT AS MODIFIED BY THE VA FIRE PROTECTION DESIGN MANUAL.
	AREA NOT IN PROJECT SCOPE

FIRE ALARM DEVICE LEGEND

	(N) CEILING MOUNTED SPEAKER ONLY
S	EXISTING DUCT SMOKE DETECTOR TO REMAIN
	(N) CEILING MOUNTED SPEAKER/STROBE
	EXISTING CEILING MOUNTED SPEAKER/STROBE TO REMAIN
B	(N) SMOKE DETECTOR
S	EXISTING SMOKE DETECTOR TO REMAIN
	(N) WALL MOUNTED SPEAKER/STROBE
	EXISTING WALL MOUNTED SPEAKER/STROBE TO REMAIN
	EXISITING WALL MOUNTED STROBE TO REMAIN
F	(N) PULL STATION
F	EXISTING PULL STATION TO REMAIN
	AS-BUILT FIRE ALARM CONDUIT AND DEVICES

BID SET	05/04/2026
Revisions:	Date:

CONSULTANT

VELTRE ENGINEERING, INC.
FIRE PROTECTION ENGINEERING
LIFE SAFETY | CODE CONSULTING
2899 DICKENS ST, UNIT C-01
SAN DIEGO, CA 92106 (858)490-9043

DESIGNER OF RECORD

A/E:
DAVENERGY SOLUTIONS
2207 GARNET AVE, SUITE I
SAN DIEGO, CA 92109
619-770-8552

DAVENERGY SOLUTIONS
ENGINEERING | CONSTRUCTION MANAGEMENT

STAMP

REGISTERED PROFESSIONAL ENGINEER
JOHN VELTRE
No. 33020
Exp. 6/30/27
FIRE PROTECTION
STATE OF CALIFORNIA

Office of Construction and Facilities Management

VA U.S. Department of Veterans Affairs

Drawing Title: FIRST FLOOR PLAN FIRE ALARM - AREA B

Approved: Approver

Phase: BID SET

-

Project Title: VACCHCS FRESNO REPLACE + EXPAND CHILLED WATER INFRASTRUCTURE

Location: FRESNO VA HOSPITAL, 2615 E CLINTON AVE, FRESNO, CA 93703

Issue Date: 05/04/2026

Checked: JVV

Drawn: CHP

Project Number: 570-20-308

Building Number:

Drawing Number: FA103B

VA FORM 08 - 6231

Autodesk Docs://220210 VA Fresno Chilled Water Infrastructure/Fresno Chilled Water Infrastructure - FP.rvt

5/4/2026 12:19:56 PM

SHEET KEYNOTES

SHEET NOTES

1. REFER TO F-001 FOR GENERAL SHEET NOTES AND ABBREVIATIONS
2. THESE DRAWINGS ARE DIAGRAMMATIC IN NATURE AND SHOW APPROXIMATE DEVICE AND EQUIPMENT LOCATIONS. CONTRACTOR IS RESPONSIBLE FOR COORDINATION OF FINAL FIRE ALARM DEVICE PLACEMENT WITH FURNITURE AND EQUIPMENT
3. AUDIBLE NOTIFICATION SHALL HAVE A SOUND LEVEL AT LEAST 15 DB ABOVE THE MAXIMUM SOUND LEVEL HAVING A DURATION OF AT LEAST 60 SECONDS

FIRE ALARM SCOPE LEGEND

	AREA OF WORK: WHERE CEILINGS WERE REMOVED, REINSTALL EXISTING CEILING MOUNTED FIRE ALARM EQUIPMENT. REINSTALL SMOKE DETECTORS AT LOCATIONS WHERE HEAT DETECTORS WERE INSTALLED DURING CONSTRUCTION. PROVIDE NEW CEILING MOUNTED FIRE ALARM EQUIPMENT AS NEEDED BASED ON RECONFIGURED WALLS AND CEILINGS SUCH THAT COMPLETE COVERAGE IS PROVIDED PER NFPA 72 EXCEPT AS MODIFIED BY THE VA FIRE PROTECTION DESIGN MANUAL.
	AREA NOT IN PROJECT SCOPE

FIRE ALARM DEVICE LEGEND

	(N) CEILING MOUNTED SPEAKER ONLY
S	EXISTING DUCT SMOKE DETECTOR TO REMAIN
	(N) CEILING MOUNTED SPEAKER/STROBE
	EXISTING CEILING MOUNTED SPEAKER/STROBE TO REMAIN
S	(N) SMOKE DETECTOR
S	EXISTING SMOKE DETECTOR TO REMAIN
	(N) WALL MOUNTED SPEAKER/STROBE
	EXISTING WALL MOUNTED SPEAKER/STROBE TO REMAIN
	EXISITING WALL MOUNTED STROBE TO REMAIN
F	(N) PULL STATION
F	EXISTING PULL STATION TO REMAIN
	AS-BUILT FIRE ALARM CONDUIT AND DEVICES

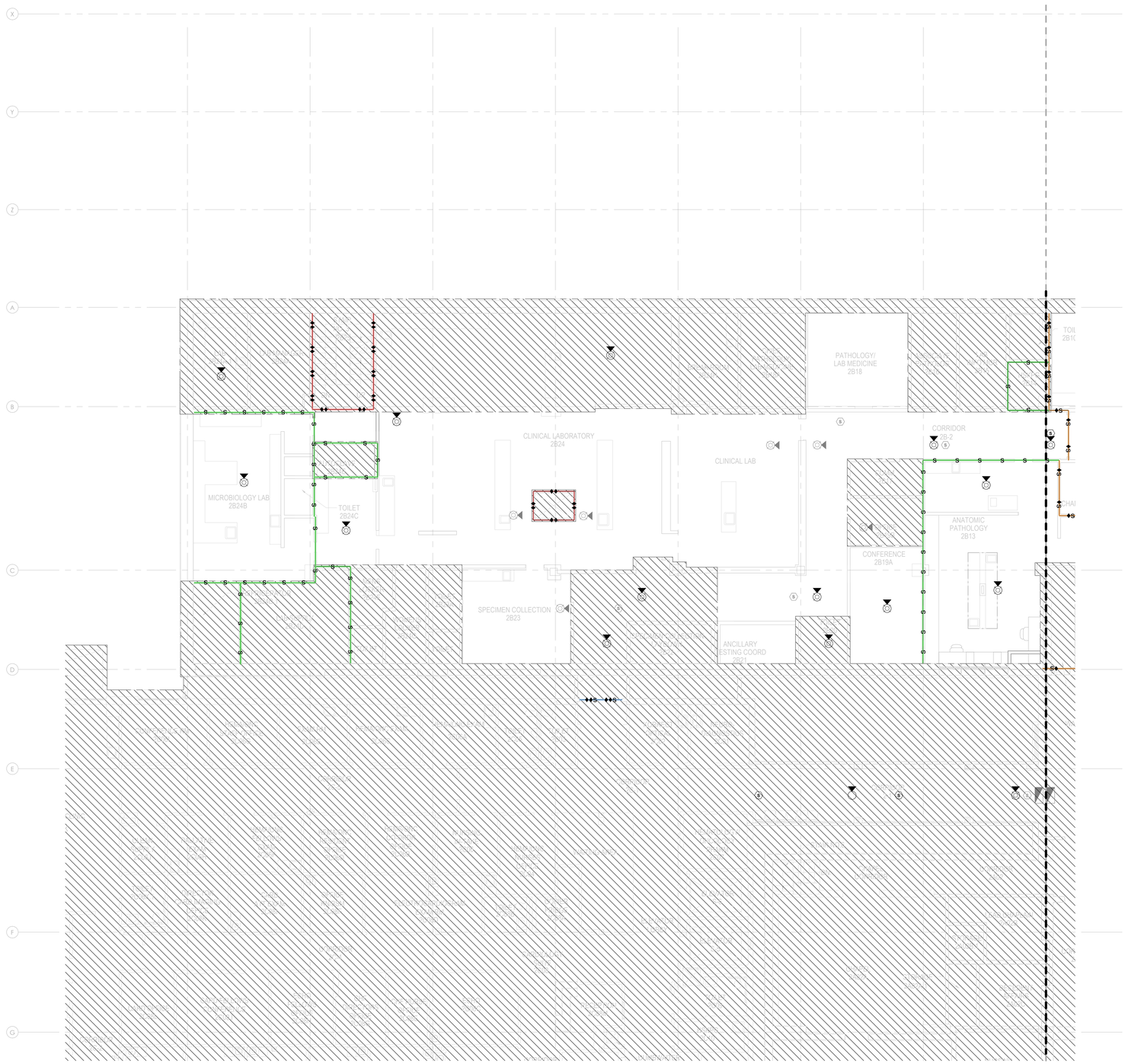

1 FA104A 2ND FLOOR PLAN FIRE ALARM - AREA A
SCALE: 1/8" = 1'-0"

NORTH

BID SET	05/04/2026
Revisions:	Date:

CONSULTANT

VELTRE ENGINEERING, INC.
FIRE PROTECTION ENGINEERING
LIFE SAFETY | CODE CONSULTING
2899 DICKENS ST, UNIT C-01
SAN DIEGO, CA 92106 (858)490-9043

DESIGNER OF RECORD

A/E:
DAVENERGY SOLUTIONS
2207 GARNET AVE, SUITE I
SAN DIEGO, CA 92109
619-770-8552

DAVENERGY SOLUTIONS
ENGINEERING | CONSTRUCTION MANAGEMENT

STAMP

REGISTERED PROFESSIONAL ENGINEER
JOHN VELTRE
No. 33020
Exp. 6/30/27
FIRE PROTECTION
STATE OF CALIFORNIA

Office of Construction and Facilities Management

VA U.S. Department of Veterans Affairs

Drawing Title: SECOND FLOOR PLAN FIRE ALARM - AREA A	Phase: BID SET	Project Title: VACCHCS FRESNO REPLACE + EXPAND CHILLED WATER INFRASTRUCTURE	Project Number: 570-20-308
Approved: Approver	-	Location: FRESNO VA HOSPITAL, 2615 E CLINTON AVE, FRESNO, CA 93703	Building Number:
		Issue Date: 05/04/2026 / Checked: JVV / Drawn: CHP	Drawing Number: FA104A

VA FORM 08 - 6231

Autodesk Docs://220210 VA Fresno Chilled Water Infrastructure/Fresno Chilled Water Infrastructure - FP.rvt
5/4/2026 12:19:58 PM

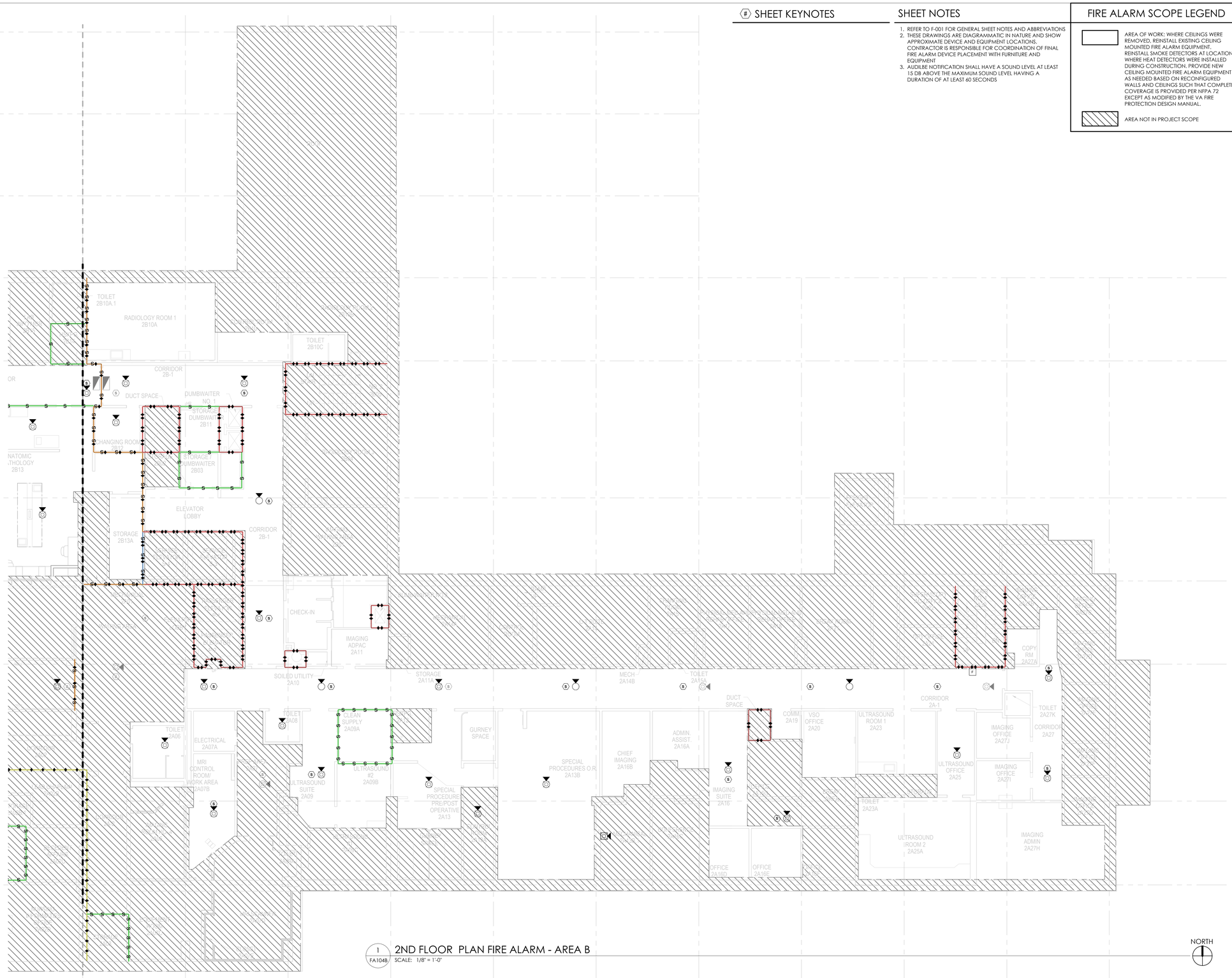

1 FA104B 2ND FLOOR PLAN FIRE ALARM - AREA B

SCALE: 1/8" = 1'-0"

NORTH

SHEET KEYNOTES

SHEET NOTES

1. REFER TO F-001 FOR GENERAL SHEET NOTES AND ABBREVIATIONS
2. THESE DRAWINGS ARE DIAGRAMMATIC IN NATURE AND SHOW APPROXIMATE DEVICE AND EQUIPMENT LOCATIONS. CONTRACTOR IS RESPONSIBLE FOR COORDINATION OF FINAL FIRE ALARM DEVICE PLACEMENT WITH FURNITURE AND EQUIPMENT
3. AUDIBLE NOTIFICATION SHALL HAVE A SOUND LEVEL AT LEAST 15 DB ABOVE THE MAXIMUM SOUND LEVEL HAVING A DURATION OF AT LEAST 60 SECONDS

FIRE ALARM SCOPE LEGEND

	AREA OF WORK: WHERE CEILINGS WERE REMOVED, REINSTALL EXISTING CEILING MOUNTED FIRE ALARM EQUIPMENT, REINSTALL SMOKE DETECTORS AT LOCATIONS WHERE HEAT DETECTORS WERE INSTALLED DURING CONSTRUCTION. PROVIDE NEW CEILING MOUNTED FIRE ALARM EQUIPMENT AS NEEDED BASED ON RECONFIGURED WALLS AND CEILINGS SUCH THAT COMPLETE COVERAGE IS PROVIDED PER NFPA 72 EXCEPT AS MODIFIED BY THE VA FIRE PROTECTION DESIGN MANUAL.
	AREA NOT IN PROJECT SCOPE

FIRE ALARM DEVICE LEGEND

	(N) CEILING MOUNTED SPEAKER ONLY
S	EXISTING DUCT SMOKE DETECTOR TO REMAIN
	(N) CEILING MOUNTED SPEAKER/STROBE
	EXISTING CEILING MOUNTED SPEAKER/STROBE TO REMAIN
S	(N) SMOKE DETECTOR
S	EXISTING SMOKE DETECTOR TO REMAIN
	(N) WALL MOUNTED SPEAKER/STROBE
	EXISTING WALL MOUNTED SPEAKER/STROBE TO REMAIN
	EXISITING WALL MOUNTED STROBE TO REMAIN
F	(N) PULL STATION
F	EXISTING PULL STATION TO REMAIN
	AS-BUILT FIRE ALARM CONDUIT AND DEVICES

BID SET	05/04/2026
Revisions:	Date:

CONSULTANT

VELTRE ENGINEERING, INC.
FIRE PROTECTION ENGINEERING
LIFE SAFETY | CODE CONSULTING
2899 DICKENS ST, UNIT C-01
SAN DIEGO, CA 92106 (858)490-9043

DESIGNER OF RECORD

A/E:
DAVENERGY SOLUTIONS
2207 GARNET AVE, SUITE I
SAN DIEGO, CA 92109
619-770-8552

DAVENERGY SOLUTIONS
ENGINEERING | CONSTRUCTION MANAGEMENT

STAMP

REGISTERED PROFESSIONAL ENGINEER JOHN VEL TEC No. 33020 Exp. 6/30/27 MECHANICAL ENGINEER STATE OF CALIFORNIA

Office of Construction and Facilities Management

VA U.S. Department of Veterans Affairs

Drawing Title: SECOND FLOOR PLAN FIRE ALARM - AREA B	Phase: BID SET	Project Title: VACCHCS FRESNO REPLACE + EXPAND CHILLED WATER INFRASTRUCTURE	Project Number: 570-20-308
Approved: Approver	-	Location: FRESNO VA HOSPITAL, 2615 E CLINTON AVE, FRESNO, CA 93703	Building Number:
		Issue Date: 05/04/2026 · Checked: JVV · Drawn: CHP	Drawing Number: FA104B

VA FORM 08 - 6231

Autodesk Docs://222010 VA Fresno Chilled Water Infrastructure/Fresno Chilled Water Infrastructure - FP.rvt

5/4/2026 12:19:59 PM

SHEET KEYNOTES

SHEET NOTES

1. REFER TO F-001 FOR GENERAL SHEET NOTES AND ABBREVIATIONS
2. THESE DRAWINGS ARE DIAGRAMMATIC IN NATURE AND SHOW APPROXIMATE DEVICE AND EQUIPMENT LOCATIONS. CONTRACTOR IS RESPONSIBLE FOR COORDINATION OF FINAL FIRE ALARM DEVICE PLACEMENT WITH FURNITURE AND EQUIPMENT
3. AUDIBLE NOTIFICATION SHALL HAVE A SOUND LEVEL AT LEAST 15 DB ABOVE THE MAXIMUM SOUND LEVEL HAVING A DURATION OF AT LEAST 60 SECONDS

FIRE ALARM SCOPE LEGEND

	AREA OF WORK: WHERE CEILINGS WERE REMOVED, REINSTALL EXISTING CEILING MOUNTED FIRE ALARM EQUIPMENT. REINSTALL SMOKE DETECTORS AT LOCATIONS WHERE HEAT DETECTORS WERE INSTALLED DURING CONSTRUCTION. PROVIDE NEW CEILING MOUNTED FIRE ALARM EQUIPMENT AS NEEDED BASED ON RECONFIGURED WALLS AND CEILINGS SUCH THAT COMPLETE COVERAGE IS PROVIDED PER NFPA 72 EXCEPT AS MODIFIED BY THE VA FIRE PROTECTION DESIGN MANUAL.
	AREA NOT IN PROJECT SCOPE

FIRE ALARM DEVICE LEGEND

	(N) CEILING MOUNTED SPEAKER ONLY
	EXISTING DUCT SMOKE DETECTOR TO REMAIN
	(N) CEILING MOUNTED SPEAKER/STROBE
	EXISTING CEILING MOUNTED SPEAKER/STROBE TO REMAIN
	(N) SMOKE DETECTOR
	EXISTING SMOKE DETECTOR TO REMAIN
	(N) WALL MOUNTED SPEAKER/STROBE
	EXISTING WALL MOUNTED SPEAKER/STROBE TO REMAIN
	EXISITING WALL MOUNTED STROBE TO REMAIN
	(N) PULL STATION
	EXISTING PULL STATION TO REMAIN
	AS-BUILT FIRE ALARM CONDUIT AND DEVICES

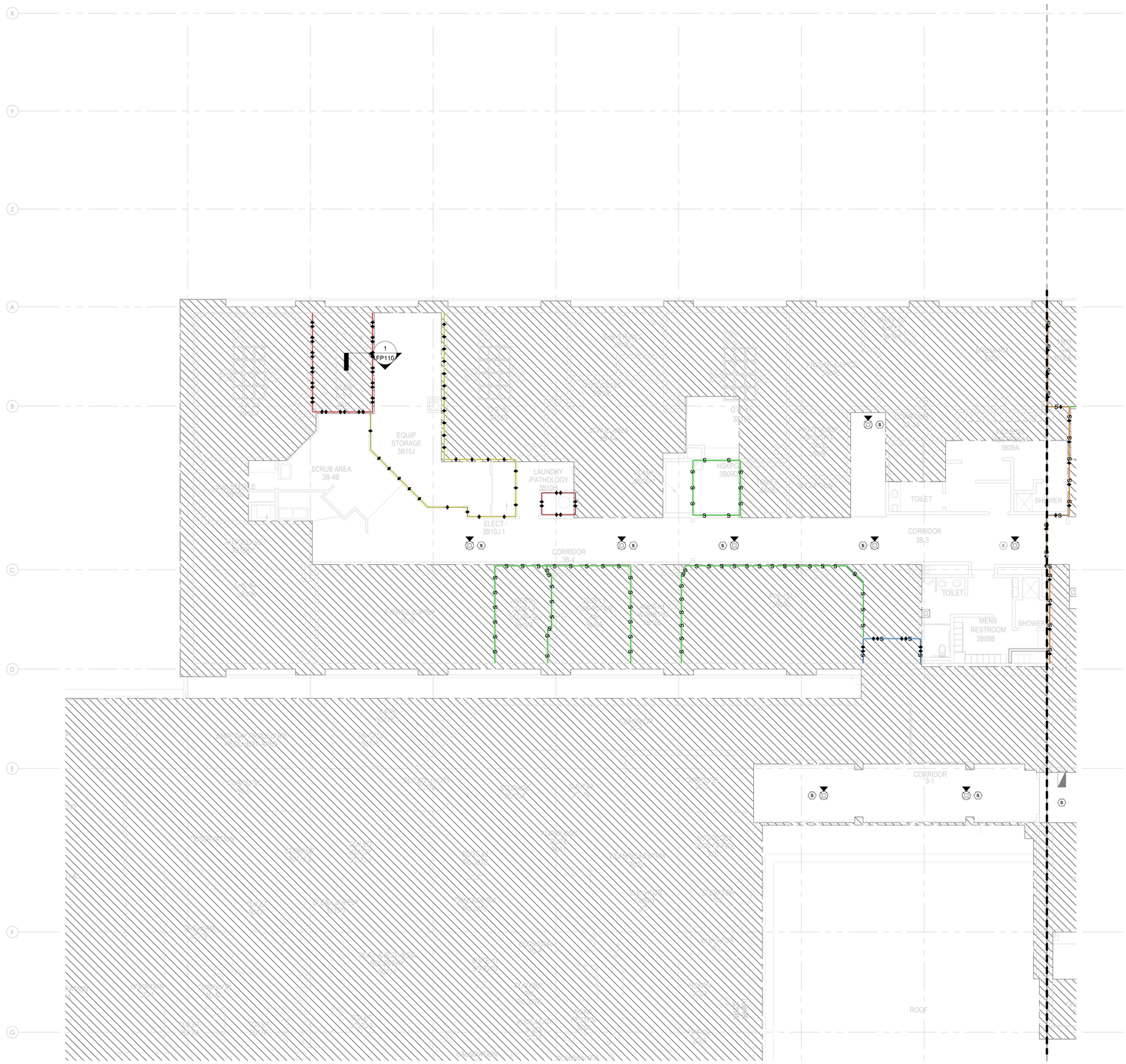

1 FA105A 3RD FLOOR PLAN FIRE ALARM - AREA A
SCALE: 1/8" = 1'-0"

NORTH

BID SET	05/04/2026
Revisions:	Date:

CONSULTANT

VELTRE ENGINEERING, INC.
FIRE PROTECTION ENGINEERING
LIFE SAFETY | CODE CONSULTING
2899 DICKENS ST, UNIT C-01
SAN DIEGO, CA 92106 (858)490-9043

DESIGNER OF RECORD

A/E:
DAVENERGY SOLUTIONS
2207 GARNET AVE, SUITE I
SAN DIEGO, CA 92109
619-770-8552

DAVENERGY SOLUTIONS
ENGINEERING | CONSTRUCTION MANAGEMENT

STAMP

REGISTERED PROFESSIONAL ENGINEER
JOHN VELTRE
No. 33020
Exp. 6/30/27
MECHANICAL
STATE OF CALIFORNIA

Office of Construction and Facilities Management

VA U.S. Department of Veterans Affairs

Drawing Title: THIRD FLOOR PLAN FIRE ALARM - AREA A	Phase: BID SET	Project Title: VACCHCS FRESNO REPLACE + EXPAND CHILLED WATER INFRASTRUCTURE	Project Number: 570-20-308
Approved: Approver	-	Location: FRESNO VA HOSPITAL, 2615 E CLINTON AVE, FRESNO, CA 93703	Building Number:
		Issue Date: 05/04/2026 · Checked: JVV · Drawn: CHP	Drawing Number: FA105A

VA FORM 08 - 6231

Autodesk Docs://220210 VA Fresno Chilled Water Infrastructure/Fresno Chilled Water Infrastructure - FP.rvt
5/4/2026 12:20:01 PM

SHEET KEYNOTES

SHEET NOTES

1. REFER TO F-001 FOR GENERAL SHEET NOTES AND ABBREVIATIONS
2. THESE DRAWINGS ARE DIAGRAMMATIC IN NATURE AND SHOW APPROXIMATE DEVICE AND EQUIPMENT LOCATIONS. CONTRACTOR IS RESPONSIBLE FOR COORDINATION OF FINAL FIRE ALARM DEVICE PLACEMENT WITH FURNITURE AND EQUIPMENT
3. AUIDILBE NOTIFICATION SHALL HAVE A SOUND LEVEL AT LEAST 15 DB ABOVE THE MAXIMUM SOUND LEVEL HAVING A DURATION OF AT LEAST 60 SECONDS

FIRE ALARM SCOPE LEGEND

	AREA OF WORK: WHERE CEILINGS WERE REMOVED, REINSTALL EXISTING CEILING MOUNTED FIRE ALARM EQUIPMENT, REINSTALL SMOKE DETECTORS AT LOCATIONS WHERE HEAT DETECTORS WERE INSTALLED DURING CONSTRUCTION. PROVIDE NEW CEILING MOUNTED FIRE ALARM EQUIPMENT AS NEEDED BASED ON RECONFIGURED WALLS AND CEILINGS SUCH THAT COMPLETE COVERAGE IS PROVIDED PER NFPA 72 EXCEPT AS MODIFIED BY THE VA FIRE PROTECTION DESIGN MANUAL.
	AREA NOT IN PROJECT SCOPE

FIRE ALARM DEVICE LEGEND

	(N) CEILING MOUNTED SPEAKER ONLY
S	EXISTING DUCT SMOKE DETECTOR TO REMAIN
	(N) CEILING MOUNTED SPEAKER/STROBE
	EXISTING CEILING MOUNTED SPEAKER/STROBE TO REMAIN
S	(N) SMOKE DETECTOR
S	EXISTING SMOKE DETECTOR TO REMAIN
	(N) WALL MOUNTED SPEAKER/STROBE
	EXISTING WALL MOUNTED SPEAKER/STROBE TO REMAIN
	EXISITING WALL MOUNTED STROBE TO REMAIN
P	(N) PULL STATION
P	EXISTING PULL STATION TO REMAIN
	AS-BUILT FIRE ALARM CONDUIT AND DEVICES

1 / FA105B 3RD FLOOR PLAN FIRE ALARM - AREA B
SCALE: 1/8" = 1'-0"

NORTH

BID SET	05/04/2026
Revisions:	Date:

CONSULTANT

VELTRE ENGINEERING, INC.
FIRE PROTECTION ENGINEERING
LIFE SAFETY | CODE CONSULTING
2899 DICKENS ST, UNIT C-01
SAN DIEGO, CA 92106 (858)490-9043

DESIGNER OF RECORD

A/E:
DAVENERGY SOLUTIONS
2207 GARNET AVE, SUITE I
SAN DIEGO, CA 92109
619-770-8552

DAVENERGY SOLUTIONS
ENGINEERING | CONSTRUCTION MANAGEMENT

STAMP

REGISTERED PROFESSIONAL ENGINEER
JOHN VELTRE
No. 33020
Exp. 6/30/26
ELECTRICAL
STATE OF CALIFORNIA

Office of Construction and Facilities Management

VA U.S. Department of Veterans Affairs

Drawing Title	THIRD FLOOR PLAN FIRE ALARM - AREA B
Approved: Approver	
Phase	BID SET
-	
Project Title	VACCHCS FRESNO REPLACE + EXPAND CHILLED WATER INFRASTRUCTURE
Location	FRESNO VA HOSPITAL, 2615 E CLINTON AVE, FRESNO, CA 93703
Issue Date	05/04/2026
Checked	JVV
Drawn	CHP
Project Number	570-20-308
Building Number	
Drawing Number	FA105B

VA FORM 08 - 6231

Autodesk Docs://220310 VA Fresno Chilled Water Infrastructure/Fresno Chilled Water Infrastructure - FP.rvt
5/4/2026 12:20:03 PM

SHEET KEYNOTES

SHEET NOTES

1. REFER TO F-001 FOR GENERAL SHEET NOTES AND ABBREVIATIONS
2. THESE DRAWINGS ARE DIAGRAMMATIC IN NATURE AND SHOW APPROXIMATE DEVICE AND EQUIPMENT LOCATIONS. CONTRACTOR IS RESPONSIBLE FOR COORDINATION OF FINAL FIRE ALARM DEVICE PLACEMENT WITH FURNITURE AND EQUIPMENT
3. AUDIBLE NOTIFICATION SHALL HAVE A SOUND LEVEL AT LEAST 15 DB ABOVE THE MAXIMUM SOUND LEVEL HAVING A DURATION OF AT LEAST 60 SECONDS

FIRE ALARM SCOPE LEGEND

	AREA OF WORK: WHERE CEILINGS WERE REMOVED, REINSTALL EXISTING CEILING MOUNTED FIRE ALARM EQUIPMENT. REINSTALL SMOKE DETECTORS AT LOCATIONS WHERE HEAT DETECTORS WERE INSTALLED DURING CONSTRUCTION. PROVIDE NEW CEILING MOUNTED FIRE ALARM EQUIPMENT AS NEEDED BASED ON RECONFIGURED WALLS AND CEILINGS SUCH THAT COMPLETE COVERAGE IS PROVIDED PER NFPA 72 EXCEPT AS MODIFIED BY THE VA FIRE PROTECTION DESIGN MANUAL.
	AREA NOT IN PROJECT SCOPE

FIRE ALARM DEVICE LEGEND

	(N) CEILING MOUNTED SPEAKER ONLY
S	EXISTING DUCT SMOKE DETECTOR TO REMAIN
	(N) CEILING MOUNTED SPEAKER/STROBE
	EXISTING CEILING MOUNTED SPEAKER/STROBE TO REMAIN
S	(N) SMOKE DETECTOR
S	EXISTING SMOKE DETECTOR TO REMAIN
	(N) WALL MOUNTED SPEAKER/STROBE
	EXISTING WALL MOUNTED SPEAKER/STROBE TO REMAIN
	EXISITING WALL MOUNTED STROBE TO REMAIN
F	(N) PULL STATION
F	EXISTING PULL STATION TO REMAIN
	AS-BUILT FIRE ALARM CONDUIT AND DEVICES

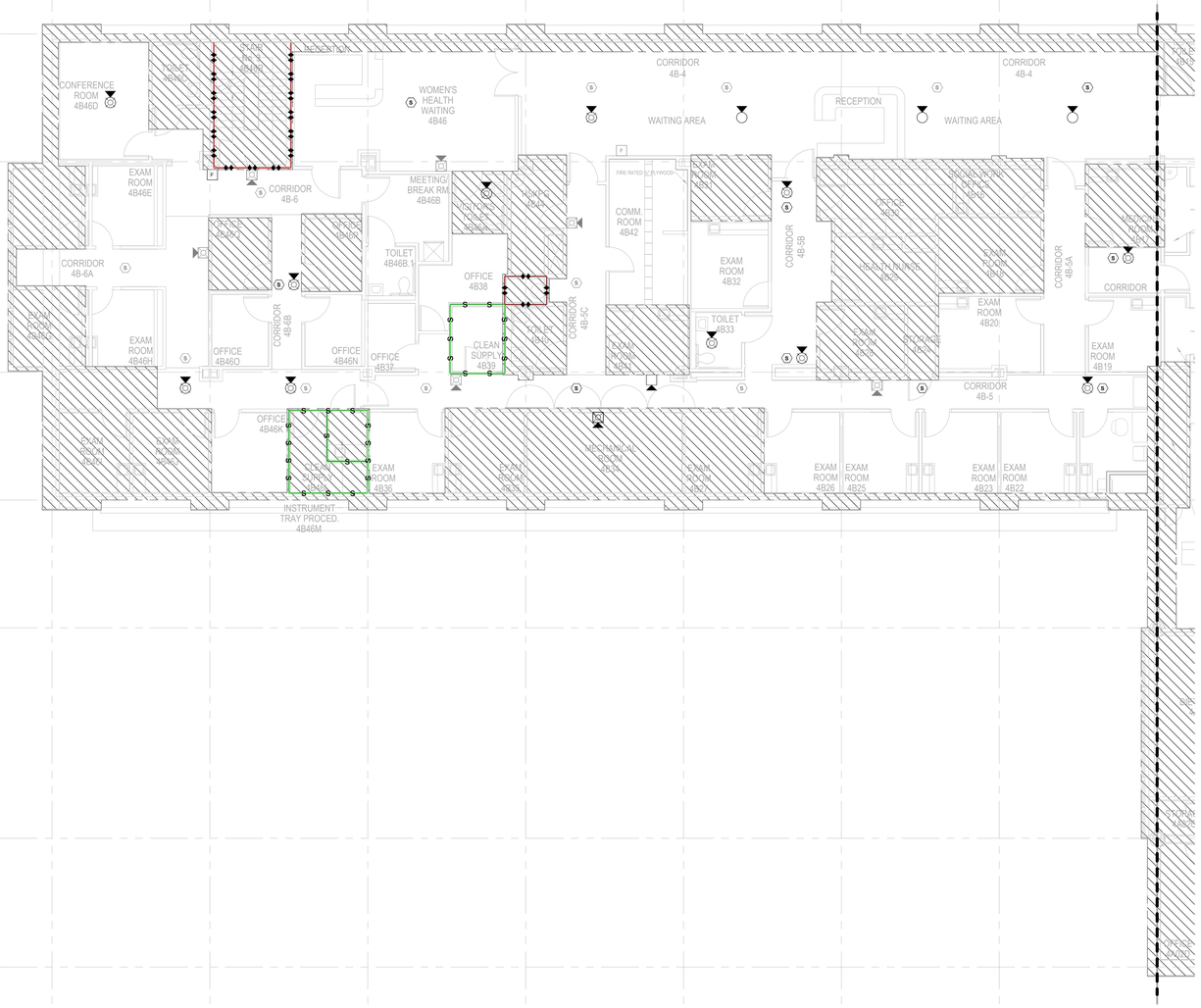

1 FA106A 4TH FLOOR PLAN FIRE ALARM - AREA A
SCALE: 1/8" = 1'-0"

NORTH

BID SET	05/04/2026
Revisions:	Date:

CONSULTANT

VELTRE ENGINEERING, INC.
FIRE PROTECTION ENGINEERING
LIFE SAFETY | CODE CONSULTING
2899 DICKENS ST, UNIT C-01
SAN DIEGO, CA 92106 (858)490-9043

DESIGNER OF RECORD

A/E:
DAVENERGY SOLUTIONS
2207 GARNET AVE, SUITE I
SAN DIEGO, CA 92109
619-770-8552

DAVENERGY SOLUTIONS
ENGINEERING | CONSTRUCTION MANAGEMENT

STAMP

REGISTERED PROFESSIONAL ENGINEER
JOHN VEL TRE
No. 33020
Exp. 6/30/26
MECHANICAL
STATE OF CALIFORNIA

Office of Construction and Facilities Management

VA U.S. Department of Veterans Affairs

Drawing Title: FOURTH FLOOR PLAN FIRE ALARM - AREA A	Phase: BID SET	Project Title: VACCHCS FRESNO REPLACE + EXPAND CHILLED WATER INFRASTRUCTURE	Project Number: 570-20-308
Approved: Approver	-	Location: FRESNO VA HOSPITAL, 2615 E CLINTON AVE, FRESNO, CA 93703	Building Number:
		Issue Date: 05/04/2026 · Checked: JVV · Drawn: CHP	Drawing Number: FA106A

VA FORM 08 - 6231

Autodesk Docs://220110 VA Fresno Chilled Water Infrastructure/Fresno Chilled Water Infrastructure - FP.rvt
5/4/2026 12:20:04 PM

SHEET KEYNOTES

SHEET NOTES

1. REFER TO F-001 FOR GENERAL SHEET NOTES AND ABBREVIATIONS
2. THESE DRAWINGS ARE DIAGRAMMATIC IN NATURE AND SHOW APPROXIMATE DEVICE AND EQUIPMENT LOCATIONS. CONTRACTOR IS RESPONSIBLE FOR COORDINATION OF FINAL FIRE ALARM DEVICE PLACEMENT WITH FURNITURE AND EQUIPMENT
3. AUDIBLE NOTIFICATION SHALL HAVE A SOUND LEVEL AT LEAST 15 DB ABOVE THE MAXIMUM SOUND LEVEL HAVING A DURATION OF AT LEAST 60 SECONDS

FIRE ALARM SCOPE LEGEND

	AREA OF WORK: WHERE CEILINGS WERE REMOVED, REINSTALL EXISTING CEILING MOUNTED FIRE ALARM EQUIPMENT. REINSTALL SMOKE DETECTORS AT LOCATIONS WHERE HEAT DETECTORS WERE INSTALLED DURING CONSTRUCTION. PROVIDE NEW CEILING MOUNTED FIRE ALARM EQUIPMENT AS NEEDED BASED ON RECONFIGURED WALLS AND CEILINGS SUCH THAT COMPLETE COVERAGE IS PROVIDED PER NFPA 72 EXCEPT AS MODIFIED BY THE VA FIRE PROTECTION DESIGN MANUAL.
	AREA NOT IN PROJECT SCOPE

FIRE ALARM DEVICE LEGEND

	(N) CEILING MOUNTED SPEAKER ONLY
S	EXISTING DUCT SMOKE DETECTOR TO REMAIN
	(N) CEILING MOUNTED SPEAKER/STROBE
	EXISTING CEILING MOUNTED SPEAKER/STROBE TO REMAIN
S	(N) SMOKE DETECTOR
S	EXISTING SMOKE DETECTOR TO REMAIN
	(N) WALL MOUNTED SPEAKER/STROBE
	EXISTING WALL MOUNTED SPEAKER/STROBE TO REMAIN
	EXISITING WALL MOUNTED STROBE TO REMAIN
F	(N) PULL STATION
F	EXISTING PULL STATION TO REMAIN
	AS-BUILT FIRE ALARM CONDUIT AND DEVICES

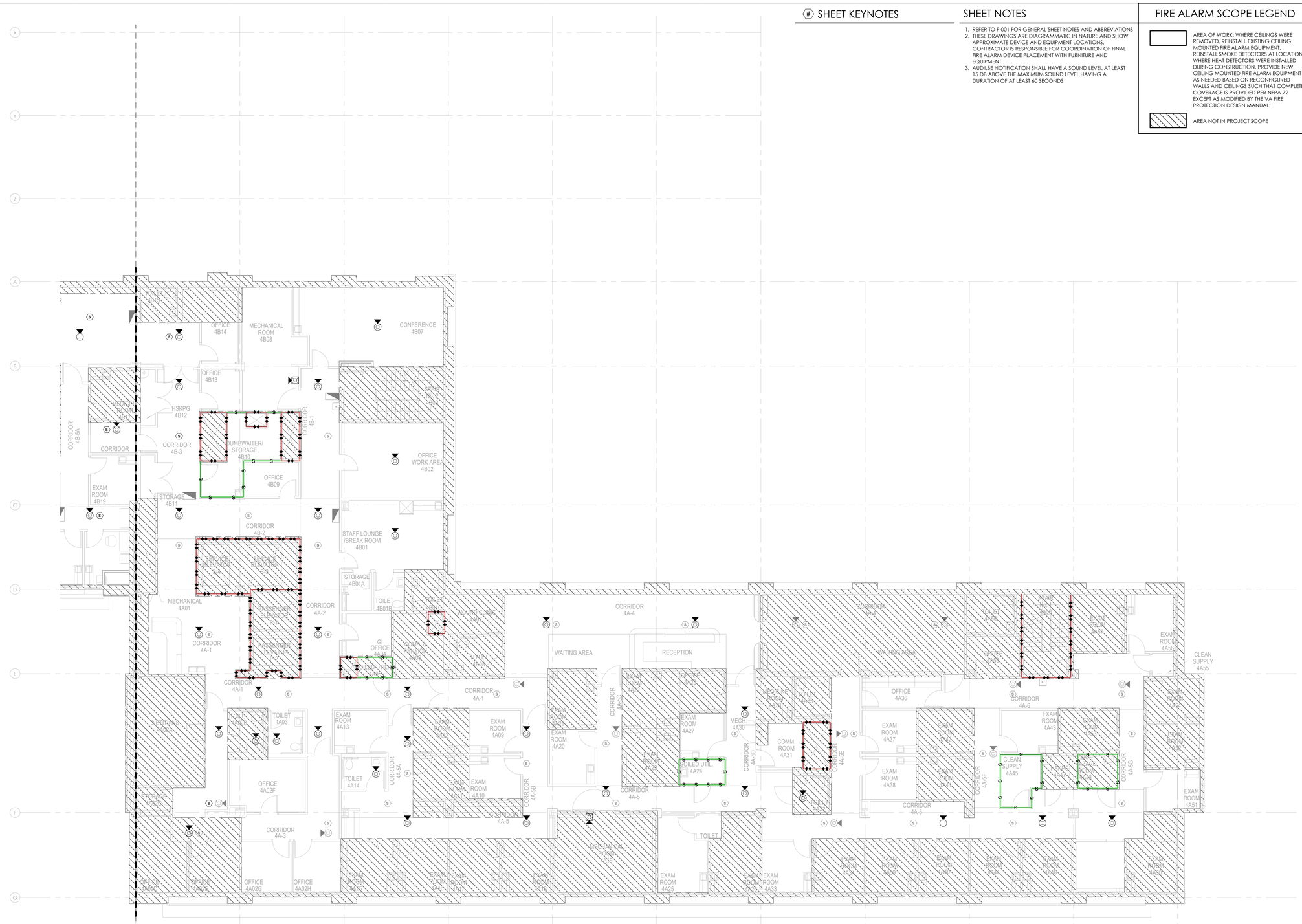

1 FA106B 4TH FLOOR PLAN FIRE ALARM - AREA B
SCALE: 1/8" = 1'-0"

NORTH

BID SET	05/04/2026
Revisions:	Date:

CONSULTANT

VELTRE ENGINEERING, INC.
FIRE PROTECTION ENGINEERING
LIFE SAFETY | CODE CONSULTING
2899 DICKENS ST, UNIT C-01
SAN DIEGO, CA 92106 (858)490-9043

DESIGNER OF RECORD

A/E:
DAVENERGY SOLUTIONS
2207 GARNET AVE, SUITE I
SAN DIEGO, CA 92109
619-770-8552

DAVENERGY SOLUTIONS
ENGINEERING | CONSTRUCTION MANAGEMENT

STAMP

REGISTERED PROFESSIONAL ENGINEER
JOHN VELTRE
No. 33020
Exp. 6/30/27
FIRE PROTECTION
STATE OF CALIFORNIA

Office of Construction and Facilities Management

VA U.S. Department of Veterans Affairs

Drawing Title: FOURTH FLOOR PLAN FIRE ALARM - AREA B	Phase: BID SET	Project Title: VACCHCS FRESNO REPLACE + EXPAND CHILLED WATER INFRASTRUCTURE	Project Number: 570-20-308
			Building Number:
Approved: Approver	-	Location: FRESNO VA HOSPITAL, 2615 E CLINTON AVE, FRESNO, CA 93703	Drawing Number: FA106B
		Issue Date: 05/04/2026 · Checked: JVV · Drawn: CHP	

VA FORM 08 - 6231

Autodesk Docs://222010 VA Fresno Chilled Water Infrastructure/Fresno Chilled Water Infrastructure - FP.rvt
5/4/2026 12:20:06 PM

SHEET KEYNOTES

SHEET NOTES

1. REFER TO F-001 FOR GENERAL SHEET NOTES AND ABBREVIATIONS
2. THESE DRAWINGS ARE DIAGRAMMATIC IN NATURE AND SHOW APPROXIMATE DEVICE AND EQUIPMENT LOCATIONS. CONTRACTOR IS RESPONSIBLE FOR COORDINATION OF FINAL FIRE ALARM DEVICE PLACEMENT WITH FURNITURE AND EQUIPMENT
3. AUDIBLE NOTIFICATION SHALL HAVE A SOUND LEVEL AT LEAST 15 DB ABOVE THE MAXIMUM SOUND LEVEL HAVING A DURATION OF AT LEAST 60 SECONDS

FIRE ALARM SCOPE LEGEND

	AREA OF WORK: WHERE CEILINGS WERE REMOVED, REINSTALL EXISTING CEILING MOUNTED FIRE ALARM EQUIPMENT. REINSTALL SMOKE DETECTORS AT LOCATIONS WHERE HEAT DETECTORS WERE INSTALLED DURING CONSTRUCTION. PROVIDE NEW CEILING MOUNTED FIRE ALARM EQUIPMENT AS NEEDED BASED ON RECONFIGURED WALLS AND CEILINGS SUCH THAT COMPLETE COVERAGE IS PROVIDED PER NFPA 72 EXCEPT AS MODIFIED BY THE VA FIRE PROTECTION DESIGN MANUAL.
	AREA NOT IN PROJECT SCOPE

FIRE ALARM DEVICE LEGEND

	(N) CEILING MOUNTED SPEAKER ONLY
S	EXISTING DUCT SMOKE DETECTOR TO REMAIN
	(N) CEILING MOUNTED SPEAKER/STROBE
	EXISTING CEILING MOUNTED SPEAKER/STROBE TO REMAIN
S	(N) SMOKE DETECTOR
S	EXISTING SMOKE DETECTOR TO REMAIN
	(N) WALL MOUNTED SPEAKER/STROBE
	EXISTING WALL MOUNTED SPEAKER/STROBE TO REMAIN
	EXISITING WALL MOUNTED STROBE TO REMAIN
F	(N) PULL STATION
F	EXISTING PULL STATION TO REMAIN
	AS-BUILT FIRE ALARM CONDUIT AND DEVICES

1 FA107A 5TH FLOOR PLAN FIRE ALARM - AREA A
SCALE: 1/8" = 1'-0"

NORTH

BID SET	05/04/2026
Revisions:	Date:

CONSULTANT

VELTRE ENGINEERING, INC.
FIRE PROTECTION ENGINEERING
LIFE SAFETY | CODE CONSULTING
2899 DICKENS ST, UNIT C-01
SAN DIEGO, CA 92106 (858)490-9043

DESIGNER OF RECORD

A/E:
DAVENERGY SOLUTIONS
2207 GARNET AVE, SUITE I
SAN DIEGO, CA 92109
619-770-8552

DAVENERGY SOLUTIONS
ENGINEERING | CONSTRUCTION MANAGEMENT

STAMP

REGISTERED PROFESSIONAL ENGINEER
JOHN VELTRE
No. 33020
Exp. 6/30/27
FIRE PROTECTION
STATE OF CALIFORNIA

Office of Construction and Facilities Management

VA U.S. Department of Veterans Affairs

Drawing Title: FIFTH FLOOR PLAN FIRE ALARM - AREA A	Phase: BID SET	Project Title: VACCHCS FRESNO REPLACE + EXPAND CHILLED WATER INFRASTRUCTURE	Project Number: 570-20-308
Approved: Approver	-	Location: FRESNO VA HOSPITAL, 2615 E CLINTON AVE, FRESNO, CA 93703	Building Number:
		Issue Date: 05/04/2026 · Checked: JVV · Drawn: CHP	Drawing Number: FA107A

VA FORM 08 - 6231

Autodesk Docs://220010 VA Fresno Chilled Water Infrastructure/Fresno Chilled Water Infrastructure - FP.rvt
5/4/2026 12:20:08 PM

SHEET KEYNOTES

SHEET NOTES

1. REFER TO F-001 FOR GENERAL SHEET NOTES AND ABBREVIATIONS
2. THESE DRAWINGS ARE DIAGRAMMATIC IN NATURE AND SHOW APPROXIMATE DEVICE AND EQUIPMENT LOCATIONS. CONTRACTOR IS RESPONSIBLE FOR COORDINATION OF FINAL FIRE ALARM DEVICE PLACEMENT WITH FURNITURE AND EQUIPMENT
3. AUDIBLE NOTIFICATION SHALL HAVE A SOUND LEVEL AT LEAST 15 DB ABOVE THE MAXIMUM SOUND LEVEL HAVING A DURATION OF AT LEAST 60 SECONDS

FIRE ALARM SCOPE LEGEND

	AREA OF WORK: WHERE CEILINGS WERE REMOVED, REINSTALL EXISTING CEILING MOUNTED FIRE ALARM EQUIPMENT, REINSTALL SMOKE DETECTORS AT LOCATIONS WHERE HEAT DETECTORS WERE INSTALLED DURING CONSTRUCTION. PROVIDE NEW CEILING MOUNTED FIRE ALARM EQUIPMENT AS NEEDED BASED ON RECONFIGURED WALLS AND CEILINGS SUCH THAT COMPLETE COVERAGE IS PROVIDED PER NFPA 72 EXCEPT AS MODIFIED BY THE VA FIRE PROTECTION DESIGN MANUAL.
	AREA NOT IN PROJECT SCOPE

FIRE ALARM DEVICE LEGEND

	(N) CEILING MOUNTED SPEAKER ONLY
	EXISTING DUCT SMOKE DETECTOR TO REMAIN
	(N) CEILING MOUNTED SPEAKER/STROBE
	EXISTING CEILING MOUNTED SPEAKER/STROBE TO REMAIN
	(N) SMOKE DETECTOR
	EXISTING SMOKE DETECTOR TO REMAIN
	(N) WALL MOUNTED SPEAKER/STROBE
	EXISTING WALL MOUNTED SPEAKER/STROBE TO REMAIN
	EXISITING WALL MOUNTED STROBE TO REMAIN
	(N) PULL STATION
	EXISTING PULL STATION TO REMAIN
	AS-BUILT FIRE ALARM CONDUIT AND DEVICES

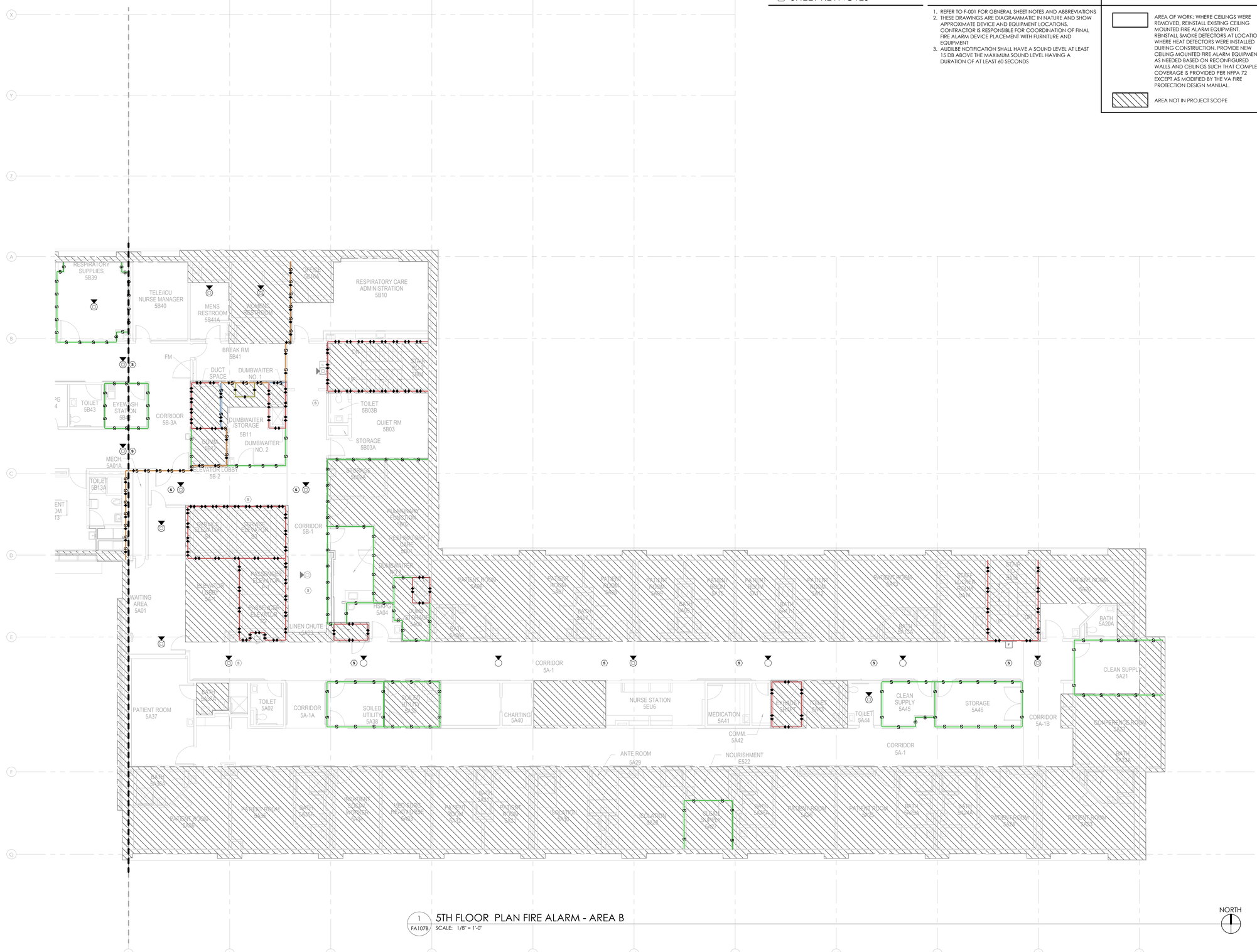

1 FA107B 5TH FLOOR PLAN FIRE ALARM - AREA B
SCALE: 1/8" = 1'-0"

NORTH

BID SET	05/04/2026
Revisions:	Date:

CONSULTANT

VELTRE ENGINEERING, INC.
FIRE PROTECTION ENGINEERING
LIFE SAFETY | CODE CONSULTING
2899 DICKENS ST, UNIT C-01
SAN DIEGO, CA 92106 (858)490-9043

DESIGNER OF RECORD

A/E:
DAVENERGY SOLUTIONS
2207 GARNET AVE, SUITE I
SAN DIEGO, CA 92109
619-770-8552

DAVENERGY SOLUTIONS
ENGINEERING | CONSTRUCTION MANAGEMENT

STAMP

REGISTERED PROFESSIONAL ENGINEER JOHN VELTRE No. 33020 Exp. 6/30/27 CIVIL STATE OF CALIFORNIA

Office of Construction and Facilities Management

VA U.S. Department of Veterans Affairs

Drawing Title: FIFTH FLOOR PLAN FIRE ALARM - AREA B	Phase: BID SET	Project Title: VACCHCS FRESNO REPLACE + EXPAND CHILLED WATER INFRASTRUCTURE	Project Number: 570-20-308
Approved: Approver	-	Location: FRESNO VA HOSPITAL, 2615 E CLINTON AVE, FRESNO, CA 93703	Building Number:
		Issue Date: 05/04/2026 / Checked: JVV / Drawn: CHP	Drawing Number: FA107B

VA FORM 08 - 6231

Autodesk Docs://220210 VA Fresno Chilled Water Infrastructure/Fresno Chilled Water Infrastructure - FP.rvt
5/4/2026 12:20:09 PM

SHEET KEYNOTES

SHEET NOTES

1. REFER TO F-001 FOR GENERAL SHEET NOTES AND ABBREVIATIONS
2. THESE DRAWINGS ARE DIAGRAMMATIC IN NATURE AND SHOW APPROXIMATE DEVICE AND EQUIPMENT LOCATIONS. CONTRACTOR IS RESPONSIBLE FOR COORDINATION OF FINAL FIRE ALARM DEVICE PLACEMENT WITH FURNITURE AND EQUIPMENT
3. AUDIBLE NOTIFICATION SHALL HAVE A SOUND LEVEL AT LEAST 15 DB ABOVE THE MAXIMUM SOUND LEVEL HAVING A DURATION OF AT LEAST 60 SECONDS

FIRE ALARM SCOPE LEGEND

	AREA OF WORK: WHERE CEILINGS WERE REMOVED, REINSTALL EXISTING CEILING MOUNTED FIRE ALARM EQUIPMENT, REINSTALL SMOKE DETECTORS AT LOCATIONS WHERE HEAT DETECTORS WERE INSTALLED DURING CONSTRUCTION. PROVIDE NEW CEILING MOUNTED FIRE ALARM EQUIPMENT AS NEEDED BASED ON RECONFIGURED WALLS AND CEILINGS SUCH THAT COMPLETE COVERAGE IS PROVIDED PER NFPA 72 EXCEPT AS MODIFIED BY THE VA FIRE PROTECTION DESIGN MANUAL.
	AREA NOT IN PROJECT SCOPE

FIRE ALARM DEVICE LEGEND

	(N) CEILING MOUNTED SPEAKER ONLY
S	EXISTING DUCT SMOKE DETECTOR TO REMAIN
	(N) CEILING MOUNTED SPEAKER/STROBE
	EXISTING CEILING MOUNTED SPEAKER/STROBE TO REMAIN
S	(N) SMOKE DETECTOR
S	EXISTING SMOKE DETECTOR TO REMAIN
	(N) WALL MOUNTED SPEAKER/STROBE
	EXISTING WALL MOUNTED SPEAKER/STROBE TO REMAIN
	EXISITING WALL MOUNTED STROBE TO REMAIN
F	(N) PULL STATION
F	EXISTING PULL STATION TO REMAIN
	AS-BUILT FIRE ALARM CONDUIT AND DEVICES

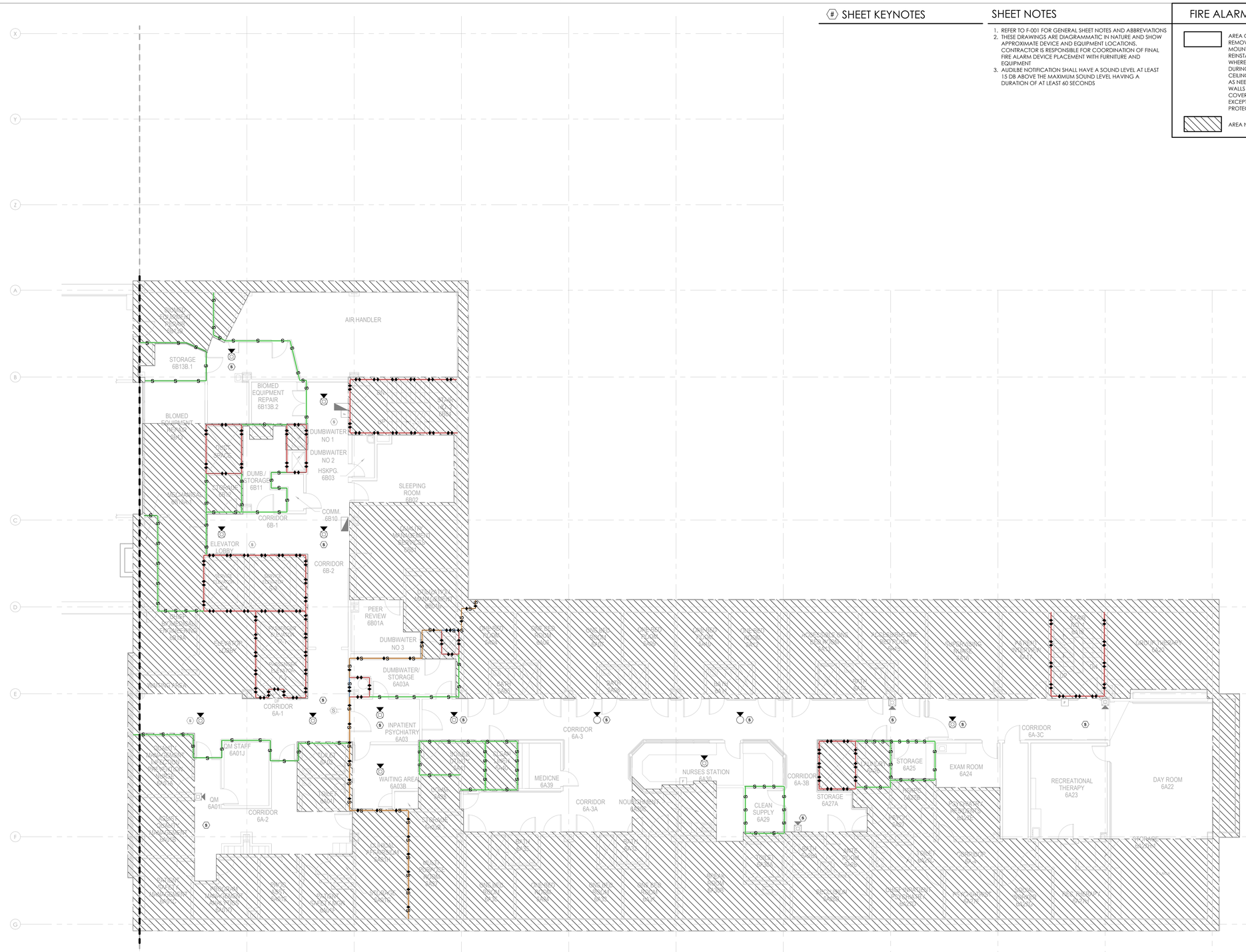

1 FA1088 6TH FLOOR PLAN FIRE ALARM - AREA B
SCALE: 1/8" = 1'-0"

NORTH

BID SET	05/04/2026
Revisions:	Date:

CONSULTANT

VELTRE ENGINEERING, INC.
FIRE PROTECTION ENGINEERING
LIFE SAFETY | CODE CONSULTING
2899 DICKENS ST, UNIT C-01
SAN DIEGO, CA 92106 (858)490-9043

DESIGNER OF RECORD

A/E:
DAVENERGY SOLUTIONS
2207 GARNET AVE, SUITE I
SAN DIEGO, CA 92109
619-770-8552

DAVENERGY SOLUTIONS
ENGINEERING | CONSTRUCTION MANAGEMENT

STAMP

REGISTERED PROFESSIONAL ENGINEER JOHN VELTRE No. 33020 Exp. 6/30/22 MECHANICAL CALIFORNIA

Office of Construction and Facilities Management

VA U.S. Department of Veterans Affairs

Drawing Title: SIXTH FLOOR PLAN FIRE ALARM - AREA B	Phase: BID SET	Project Title: VACCHCS FRESNO REPLACE + EXPAND CHILLED WATER INFRASTRUCTURE	Project Number: 570-20-308
Approved: Approver	-	Location: FRESNO VA HOSPITAL, 2615 E CLINTON AVE, FRESNO, CA 93703	Building Number:
		Issue Date: 05/04/2026 · Checked: JVV · Drawn: CHP	Drawing Number: FA108B

VA FORM 08 - 6231

Autodesk Docs://222610 VA Fresno Chilled Water Infrastructure/Fresno Chilled Water Infrastructure - FP.rvt
5/4/2026 12:20:11 PM

SHEET KEYNOTES

SHEET NOTES

1. REFER TO F-001 FOR GENERAL SHEET NOTES AND ABBREVIATIONS
2. THESE DRAWINGS ARE DIAGRAMMATIC IN NATURE AND SHOW APPROXIMATE DEVICE AND EQUIPMENT LOCATIONS. CONTRACTOR IS RESPONSIBLE FOR COORDINATION OF FINAL FIRE ALARM DEVICE PLACEMENT WITH FURNITURE AND EQUIPMENT
3. AUDIBLE NOTIFICATION SHALL HAVE A SOUND LEVEL AT LEAST 15 DB ABOVE THE MAXIMUM SOUND LEVEL HAVING A DURATION OF AT LEAST 60 SECONDS

FIRE ALARM SCOPE LEGEND

	AREA OF WORK: WHERE CEILINGS WERE REMOVED, REINSTALL EXISTING CEILING MOUNTED FIRE ALARM EQUIPMENT. REINSTALL SMOKE DETECTORS AT LOCATIONS WHERE HEAT DETECTORS WERE INSTALLED DURING CONSTRUCTION. PROVIDE NEW CEILING MOUNTED FIRE ALARM EQUIPMENT AS NEEDED BASED ON RECONFIGURED WALLS AND CEILINGS SUCH THAT COMPLETE COVERAGE IS PROVIDED PER NFPA 72 EXCEPT AS MODIFIED BY THE VA FIRE PROTECTION DESIGN MANUAL.
	AREA NOT IN PROJECT SCOPE

FIRE ALARM DEVICE LEGEND

	(N) CEILING MOUNTED SPEAKER ONLY
	EXISTING DUCT SMOKE DETECTOR TO REMAIN
	(N) CEILING MOUNTED SPEAKER/STROBE
	EXISTING CEILING MOUNTED SPEAKER/STROBE TO REMAIN
	(N) SMOKE DETECTOR
	EXISTING SMOKE DETECTOR TO REMAIN
	(N) WALL MOUNTED SPEAKER/STROBE
	EXISTING WALL MOUNTED SPEAKER/STROBE TO REMAIN
	EXISITING WALL MOUNTED STROBE TO REMAIN
	(N) PULL STATION
	EXISTING PULL STATION TO REMAIN
	AS-BUILT FIRE ALARM CONDUIT AND DEVICES

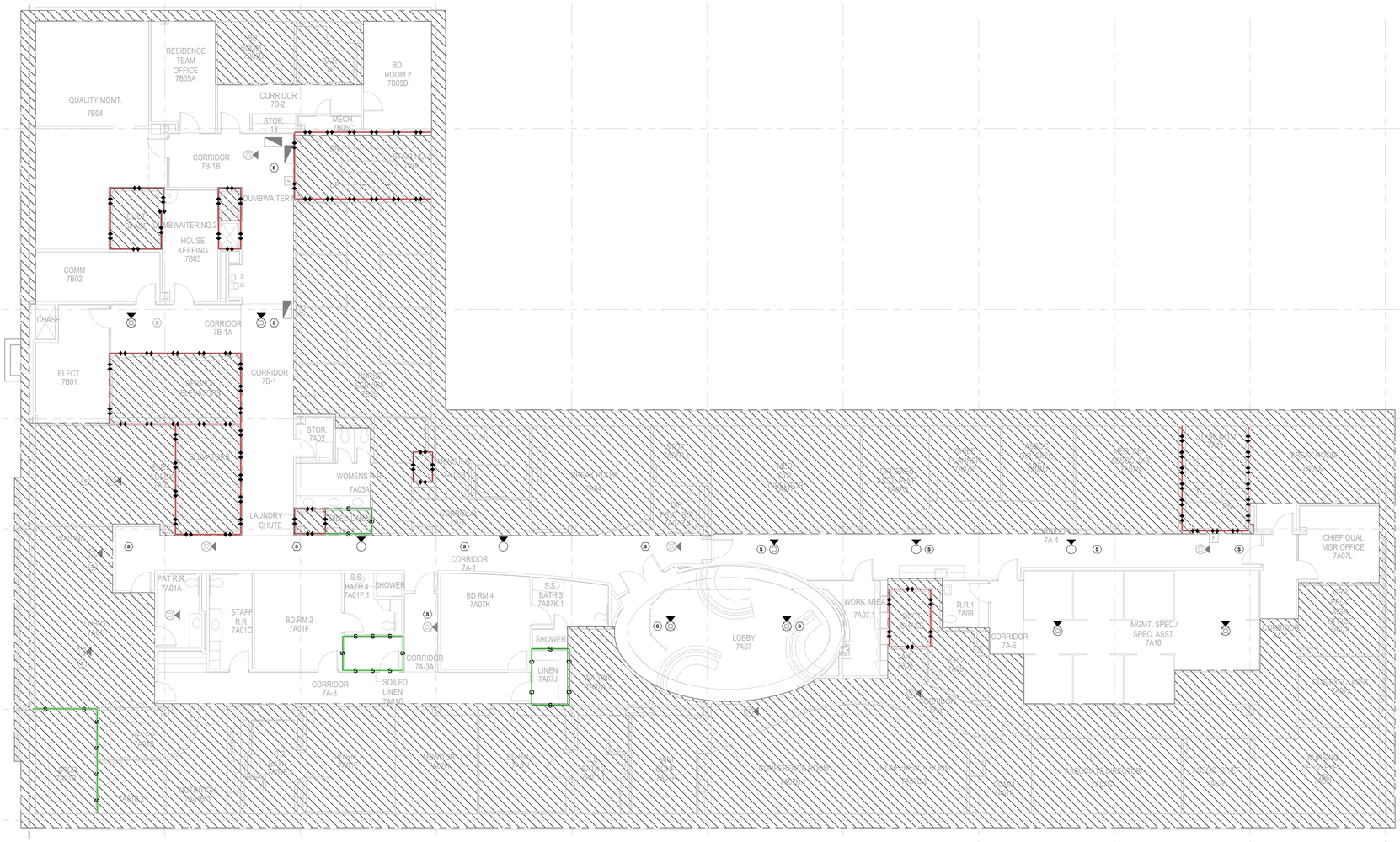

1 FA109B 7TH FLOOR PLAN FIRE ALARM - AREA B
SCALE: 1/8" = 1'-0"

NORTH

BID SET	05/04/2026
Revisions:	Date:

CONSULTANT

VELTRE ENGINEERING, INC.
FIRE PROTECTION ENGINEERING
LIFE SAFETY | CODE CONSULTING
2899 DICKENS ST, UNIT C-01
SAN DIEGO, CA 92106 (858)490-9043

DESIGNER OF RECORD

A/E:
DAVENERGY SOLUTIONS
2207 GARNET AVE, SUITE I
SAN DIEGO, CA 92109
619-770-8552

DAVENERGY SOLUTIONS
ENGINEERING | CONSTRUCTION MANAGEMENT

STAMP

REGISTERED PROFESSIONAL ENGINEER JOHN VELTRE No. 33020 Exp. 6/30/26 ELECTRICAL STATE OF CALIFORNIA

Office of Construction and Facilities Management

VA U.S. Department of Veterans Affairs

Drawing Title: SEVENTH FLOOR PLAN FIRE ALARM - AREA B	Phase: BID SET	Project Title: VACCHCS FRESNO REPLACE + EXPAND CHILLED WATER INFRASTRUCTURE	Project Number: 570-20-308
Approved: Approver	-	Location: FRESNO VA HOSPITAL, 2615 E CLINTON AVE, FRESNO, CA 93703	Building Number:
		Issue Date: 05/04/2026 / Checked: JVV / Drawn: CHP	Drawing Number: FA109B

VA FORM 08 - 6231

Autodesk Docs://222010 VA Fresno Chilled Water Infrastructure/Fresno Chilled Water Infrastructure - FP.rvt
5/4/2026 12:20:12 PM

CONTROL SYMBOLS

AT	BLIND TRANSMITTER
AT CO2	CARBON DIOXIDE TRANSMITTER
AT CO	CARBON MONOXIDE TRANSMITTER
AT OC	OCCUPANCY SENSOR
CT	CONDUCTIVITY TRANSMITTER
EPT	ELECTRONIC TO PNEUMATIC TRANSDUCER
FC	FLOW CONTROLLER
FE	FLOW ELEMENT
FS	FLOW SWITCH
FSH	FLOW SWITCH HIGH
FSL	FLOW SWITCH LOW
FT	FLOW TRANSMITTER
H	HUMIDISTAT
HS	HAND SWITCH
IT	CURRENT TRANSMITTER
KC	TIME CLOCK CONTROLLING EQUIP ON SCHEDULE
KR	LOCAL RECORDING TIME CLOCK (RUNTIME)
LC	LEVEL CONTROLLER
LT	LEVEL TRANSMITTER
MSH	HIGH LIMIT HUMIDITY SENSOR
MT	MOISTURE (HUMIDITY) TRANSMITTER
PC	PRESSURE CONTROLLER
PDS	PRESSURE DIFFERENTIAL SWITCH
PDT	PRESSURE DIFFERENTIAL TRANSMITTER
PI	PRESSURE GAUGE
PSH	PRESSURE SWITCH HIGH
PSL	PRESSURE SWITCH LOW
PT	PRESSURE TRANSMITTER
SC	SPEED CONTROLLER
SD	SMOKE DETECTOR
SPS	STATIC PRESSURE SENSOR
T	THERMOSTAT
TC	TEMPERATURE CONTROLLER
TI	THERMOMETER
TS	TEMPERATURE SWITCH
TSH	TEMPERATURE SWITCH HIGH (FREEZESTAT)
TSL	TEMPERATURE SWITCH LOW (FREEZESTAT)
TT	TEMPERATURE TRANSMITTER
ZC	VALVE OR DAMPER POSITION CONTROLLER
ZS	POSITION SWITCH
ECC	INTEGRATE CONTROL POINT ON REMOTE GRAPHICS WORKSTATION AT ENERGY CONTROL CENTER
LTCP	LOCAL TEMPERATURE CONTROL PANEL
HVAC	HVAC CONTROL PANEL
VSMC	VARIABLE SPEED MOTOR CONTROLLER
	MOTOR STARTER
M	MOTOR OPERATOR FOR VALVE OR DAMPER
	PNEUMATIC OPERATOR FOR VALVE OR DAMPER
SV	SOLENOID VALVE
VFD	VARIABLE FREQUENCY DRIVE CONTROLLER
AI	ANALOG SIGNAL IN
AO	ANALOG SIGNAL OUT
ASC	APPLICATION SPECIFIC CONTROLLER
CAC	CUSTOM APPLICATION CONTROLLER
BAS	BUILDING AUTOMATION SYSTEM
BCP	BUILDING CONTROLLER PANEL
BMS	BUILDING MANAGEMENT SYSTEM
DI	DIGITAL SIGNAL IN
DO	DIGITAL SIGNAL OUT
FC	FAIL CLOSED
FL	FAIL LAST
FO	FAIL OPEN
NC	NORMALLY CLOSED
NO	NORMALLY OPEN
OWS	OPERATOR WORKSTATION

EQUIP. ABBREVIATIONS

AAHX	AIR TO AIR HEAT EXCHANGER
ACC	AIR COOLED CONDENSER
ACCH	AIR COOLED CHILLER
ACCU	AIR COOLED CONDENSING UNIT
ACU	AIR CONDITIONING UNIT
AF	AFTER FILTER
AHU	AIR-HANDLING UNIT
AS	AIR SEPARATOR
B	BOILER
BDR	BASE BOARD RADIATOR
BHW	HOT WATER HEATING BOILER
BHX	BOILER BLOWDOWN HEAT EXHANGER
BT	BLOWOFF TANK
CC	COOLING COIL
CCD	COOLING COIL CONDENSATE DRAIN
CFP	CHEMICAL FEED PUMP
CH	CHILLER
CHP	CHILLED WATER PUMP
COMP	COMPRESSOR UNIT
CP	CONDENSATE PUMP
CS	CONDENSATE STORAGE TANK
CSG	CLEAN STEAM GENERATOR
CT	COOLING TOWER
CU	CONDENSING UNIT
CUH	CABINET UNIT HEATER
CWCC	CHILLED WATER COOLING COIL
CWP	CONDENSER WATER PUMP
DXCC	DIRECT EXPANSION COOLING COIL
EC	EVAPORATIVE COOLER
ECU	EVAPORATIVE CONDENSER UNIT
EDH	ELECTRIC DUCT HEATER
EF	EXHAUST FAN
EH	EXHAUST HOOD
ERC	ELECTRIC REHEAT COIL
ERP	ELECTRIC RADIANT PANEL
ET	EXPANSION TANK
EUH	ELECTRIC UNIT HEATER
EWC	EVAPORATIVE WATER COOLER
FCU	FAN COIL UNIT (4 PIPE)
FCUC	FAN COIL UNIT COOLING ONLY
FCUH	FAN COIL UNIT HEATING ONLY
FHX	FLUE GAS/FEEDWATER HEAT EXHANGER
FPTU	FAN POWERED TERMINAL UNIT
FTR	FIN TUBE RADIATION
H	HUMIDIFER
HC	HEATING COIL
HD	HOOD
HP	HEAT PUMP
HPDT	HIGH PRESSURE DRIP TRAP
HRC	HEAT RECOVERY COIL
HRD	HEAT RECOVERY DEVICE
HRP	HYDRONIC RADIANT (CEILING) PANEL
HRW	HEAT RECOVERY WHEEL
HUM	HUMIDIFIER UNIT MOUNTED
HVU	HEATING AND VENTILATING UNIT
HWC	HOT WATER COIL
HWHC	HOT WATER HEATING COIL
HWP	HEATING HOT WATER PUMP
HWUH	HOT WATER UNIT HEATER
HX	HEAT EXCHANGER
ICF	IN-LINE CENTRIFUGAL FAN
IU	INDUCTION UNIT
LLHX	LIQUID TO LIQUID HEAT EXCHANGER
MAU	MAKE-UP AIR UNIT
P	PUMP
PF	PRE-FILTER
PHC	PREHEAT COIL
PTAC	PACKAGED TERMINAL AIR CONDITIONER
RAHX	ROTARY AIR HEAT EXCHANGER
RCCH	REMOTE CONDENSER
RCU	RECIPROCATING CHILLER UNIT
RF	RETURN FAN
RHC	REHEAT COIL
SAD	SOUND ATTENUATING DEVICE
SF	SUPPLY FAN
SH	STEAM HUMIDIFIER
SHC	STEAM HEATING COIL
SSHX	STEAM TO STEAM HEAT EXCHANGER
ST	STEAM TRAP
SUH	STEAM UNIT HEATER
SWHX	STEAM TO WATER HEAT EXCHANGER
TU	TERMINAL UNIT
UC	UNIT COOLER
UH	UNIT HEATER
VUH	VERTICAL UNIT HEATER
WCCH	WATER COOLED CHILLER
WCCU	WATER COOLED CONDENSING UNIT
WCHP	WATER COOLED HEAT PUMPS
WCPU	WATER COOLED PACKAGED UNIT
WEF	WALL EXHAUST FAN
WF	WATER FILTER

ABBREVIATIONS

A/E	ARCHITECT / ENGINEER
AD	ACCESS DOOR
AFF	ABOVE FINISHED FLOOR
AMP	AMPERE
AP	ACCESS PANEL
APD	AIR PRESSURE DROP
ARI	AIR CONDITIONING AND REFRIGERATION INSTITUTE
ASHRAE	AMERICAN SOCIETY OF HEATING REFRIGERATION AIR CONDITIONING ENGINEERS
ASME	AMERICAN SOCIETY OF MECHANICAL ENGINEERS
BD	BUTTERFLY DAMPER
BDD	BACKDRAFT DAMPER
BFP	BACKFLOW PREVENTER
BHP	BRAKE HORSEPOWER
BTU	BRITISH THERMAL UNIT
BTUH	BRITISH THERMAL UNIT PER HOUR
C	CENTIGRADE (CELSIUS)
CAV	CONSTANT AIR VOLUME
CD	CEILING DIFFUSER
CFH	CUBIC FEET PER HOUR
CFM	CUBIC FEET PER MINUTE
CHW	CHILLER WATER
CHS/CHR	CHILLED WATER SUPPLY/RETURN
CO	CLEAN OUT
CO2	CARBON DIOXIDE
COP	COEFFICIENT OF PERFORMANCE
CV	CONSTANT VOLUME
CW	COLD WATER (POTABLE)
CWS/CWR	CONDENSER WATER SUPPLY/RETURN
D	CONDENSATE DRAIN
Db	DRY-BULB TEMPERATURE
DB	DECIBELS
DCW	DOMESTIC COLD WATER
DD-1	DESIGN DEVELOPMENT (SUBMISSION 1)
DDC	DIRECT DIGITAL CONTROLS
DEG	DEGREE
DHW	DOMESTIC HOT WATER
DHWR	DOMESTIC HOT WATER RETURN
DIA	DIAMETER
DIW	DEIONIZED WATER
DP	DEW POINT TEMPERATURE
DX	DIRECT EXPANSION
(E)	EXISTING
EA	EXHAUST AIR
EAT	ENTERING AIR TEMPERATURE
EER	ENERGY EFFICIENCY RATIO
EQUIP	EQUIPMENT
ESP	EXTERNAL STATIC PRESSURE
EWT	ENTERING WATER TEMPERATURE
F	FAHRENHEIT
FSD	COMBINATION FIRE SMOKE DAMPER
FC	FLEXIBLE CONNECTION
FD	FLOOR DRAIN
FD	FIRE DAMPER
FPM	FEET PER MINUTE
FPS	FEET PER SECOND
FT	FEET
FT WC	FEET OF WATER COLUMN
FT-LB	FOOT-POUND
GAL	GALLONS
GPD	GALLONS PER DAY
GPH	GALLONS PER HOUR
GPM	GALLONS PER MINUTE
HB	HOSE BIBB
HP	HORSEPOWER
HW	HOT WATER
HWS/HWR	HEATING HOT WATER SUPPLY/RETURN
HZ	HERTZ
IAQ	INDOOR AIR QUALITY
ID	INSIDE DIAMETER
IN	INCHES
IN HG	INCHES OF MERCURY
IN WC	INCH WATER COLUMN
IN WG	INCH WATER GAUGE
IN-LB	INCH-POUND
KG	KILOGRAM
KG/HR	KILOGRAM PER HOUR
kPa	KILOPASCAL
KW	KILOWATT
KWH	KILOWATT HOUR
LAT	LEAVING AIR TEMPERATURE
LBS/HR	POUNDS PER HOUR
LF	LINEAR FOOT (FEET)
LPR	LOW PRESSURE RETURN (STEAM CONDENSATE)
LPS	LOW PRESSURE STEAM
LWT	LEAVING WATER TEMPERATURE
MA	MIXED AIR
MAT	MIXED AIR TEMPERATURE
MAX	MAXIMUM
MBH	1,000 BTUH
MCA	MINIMUM BRANCH CIRCUIT AMPACITY
MERV	MINIMUM EFFICIENCY REPORTING VALUE
MIN	MINIMUM
N/A	NOT APPLICABLE
NC	NOISE CRITERIA
NPSH	NET POSITIVE SUCTION HEAD
NTS	NOT TO SCALE
OA	OUTSIDE AIR
OD	OUTSIDE DIAMETER
Pa	PASCAL
PD	PRESSURE DROP
PPM	PARTS PER MILLION
PRV	PRESSURE REGULATING VALVE
PSI	POUNDS PER SQUARE INCH
RA	RETURN AIR
RAT	RETURN AIR TEMPERATURE
RH	RELATIVE HUMIDITY
RL	REFRIGERANT LIQUID LINE
RLA	RUN LOAD AMPERE
RPM	REVOLUTIONS PER MINUTE
RS	REFRIGERANT SUCTION LINE
SA	SUPPLY AIR
SAT	SUPPLY AIR TEMPERATURE
SD	SMOKE DETECTOR
SD-1	SCHEMATIC DESIGN (SUBMISSION1)
SDPR	SMOKE DAMPER
SP	STATIC PRESSURE
SQ FT/SF	SQUARE FOOT (FEET)
TAB	TESTING, ADJUSTING, BALANCE
TSP	TOTAL STATIC PRESSURE
TSTAT	THERMOSTAT
UC	UNDER CUT
VAV	VARIABLE AIR VOLUME
VD	VOLUME DAMPER (MANUAL OPPOSED BLADE)
VFD	VARIABLE FREQUENCY DRIVE
W/WR	RISER SUPPLY/RISER RETURN
Wb	WET-BULB (TEMPERATURE)
YR	YEAR

MECHANICAL LAYERS

- BACKGROUND
- COLUMN LINE
- DEMOLITION
- EQUIPMENT
- EXISTING
- EXHAUST
- PIPING
- XX — SPECIALITY PIPING
- XX — SPECIALITY PIPING RETURN
- RELOCATE
- RETURN
- REVISION
- SCOPE
- SUPPLY
- TEXT

PLUMBING LAYERS

- COLD WATER
- HOT WATER
- HOT WATER RETURN
- SANITARY SEWER (WASTE)
- VENT
- EXISTING COLD WATER
- EXISTING HOT WATER
- EXISTING HOT WATER RETURN
- EXISTING SANITARY SEWER
- EXISTING VENT

PIPING SYMBOLS

- PIPE UP
- PIPE DOWN
- TEE
- FLOW DIRECTION
- FLOOR DRAIN
- FLOOR SINK
- PUMP
- REDUCER
- UNION
- TEMPERATURE GAGE
- PRESSURE GAGE
- TEST PLUG
- AUTOMATIC AIR VENT
- MANUAL AIR VENT
- ANGLED GLOBE
- AUTOMATIC BALANCING CONTROL
- BALANCING
- BALL
- BUTTERFLY
- CHECK
- CIRCUIT SETTER
- CONTROL - FLOAT OPERATED
- FLOW METER
- GATE
- GLOBE
- MODULATING CONTROL
- MODULATING CONTROL BUTTERFLY
- PLUG
- PNEUMATIC CONTROL
- PRESSURE REDUCING (PRV)
- PRESSURE REGULATING
- PRESSURE SAFETY
- SHUTOFF
- THREE-WAY MODULATING CONTROL
- THREE-WAY TWO POSITION CONTROL
- TWO POSITION CONTROL
- WATER BALANCE DEVICE
- WYE STRAINER

MECHANICAL SYMBOLS

- S-# / NECK SIZE / CFM (TYP. #) — SUPPLY CEILING DIFFUSER
- S-# / SLOTS-SLOT WIDTH-LENGTH / CFM (TYP. #) — SUPPLY LINEAR DIFFUSER
- S-# / LxW / CFM (TYP. #) — SUPPLY SIDEWALL DIFFUSER
- BIF-FC-# — EQUIPMENT TAG (BUILDING NO - EQUIP NAME - EQUIP NUMBER)
- 1 — REVISION DELTAS
- VAV-1 — T STATS
- P — ROOM PRESSURE MONITOR
- CO2 — CO2 SENSOR
- 5 — SHEET NOTES
- FIRE SMOKE DAMPER
- FSD — SMOKE DETECTOR
- RELOCATE
- VOLUME DAMPER
- CAP
- POINT OF CONNECTION
- VAV BOX
- VAV BOX WITH REHEAT COIL
- CEILING DIFFUSER (SUPPLY, RETURN, EXHAUST)
- DEMOLITION CEILING DIFFUSER
- EXISTING CEILING DIFFUSER
- SUPPLY AIR SIDEWALL DIFFUSER
- RETURN/EXHAUST AIR SIDEWALL DIFFUSER
- HEPA DIFFUSERS
- LINEAR DIFFUSER (1-, 2-, 3-SLOT)
- RADIANT CEILING PANEL
- RISER
- STANDARD 45° TAP
- CONICAL TAP
- ELBOW (1R UNLESS OTHERWISE NOTED)
- MITERED ELBOW WITH TURNING VANES

GENERAL NOTES

1. ALL WORK SHALL BE PERFORMED IN A CLEAN AND WORKMANLIKE MANNER. CARE SHALL BE EXERCISED TO MINIMIZE ALL INCONVENIENCE OR DISTURBANCE TO OTHER AREAS OF THE BUILDING WHICH ARE TO REMAIN IN OPERATION. ISOLATE WORK AREAS BY MEANS OF TEMPORARY PARTITIONS AND/OR TARPS TO KEEP DUST AND DIRT WITHIN THE CONSTRUCTION AREA.
2. NO PIPING, EQUIPMENT, ETC. SHALL BE REMOVED, DISCONNECTED OR SHUT DOWN WITHOUT PRIOR REVIEW WITH THE COR AND/OR ENGINEER TO CONFIRM THAT AREAS TO REMAIN IN OPERATION WILL NOT BE AFFECTED. IF AREAS NOT WITHIN THE SCOPE OF WORK ARE AFFECTED BY ANY SHUTDOWN, REMOVAL OR DISCONNECTION, SUFFICIENT ADVANCE NOTICE SHALL BE GIVEN TO THE OWNER INDICATING WHICH AREAS WILL BE AFFECTED, WHEN THE PROPOSED SHUTDOWN WILL OCCUR, AND FOR HOW LONG A PERIOD OF TIME.
3. ALL ITEMS INDICATED AS BEING DEMOLISHED OR REMOVED SHALL BE DISPOSED OF OFF-SITE.
4. THE MECHANICAL CONTRACTOR SHALL FIELD VERIFY ALL DIMENSIONS AND EXISTING CONDITIONS PRIOR TO PROCEEDING WITH ALL WORK. WHERE DISCREPANCIES OCCUR BETWEEN THESE DOCUMENTS AND EXISTING CONDITIONS, THE DISCREPANCY SHALL BE REPORTED TO THE COR AND/OR ENGINEER FOR RESOLUTION.
5. ALL SHUT DOWNS OF EXISTING SYSTEMS SHALL BE SCHEDULED AND APPROVED BY THE COR PRIOR TO COMMENCEMENT OF SAID WORK.
6. CLEAN THE JOB SITE DAILY AND REMOVE FROM THE PREMISES ALL DIRT AND DEBRIS CAUSED BY THE PERFORMANCE OF THE WORK INCLUDED IN THIS CONTRACT.
7. USE OF THE OWNER'S ELEVATORS AND BUILDING CORRIDORS FOR THE HANDLING OF NEW AND/OR REMOVED EQUIPMENT AND MATERIALS SHALL BE AT THE DIRECTION OF THE COR AND SHALL BE COORDINATED WITH HIS OPERATIONS.
8. THE MECHANICAL CONTRACTOR SHALL BE RESPONSIBLE FOR THE SAFEKEEPING OF HIS OWN PROPERTY ON THE JOB SITE. OWNER ASSUMES NO RESPONSIBILITY FOR PROTECTION OF PROPERTIES AGAINST FIRE, THEFT AND ENVIRONMENTAL CONDITIONS.
9. EXCEPT WHERE INDICATED AS BEING RELOCATED, EXISTING MATERIALS THAT ARE REMOVED SHALL NOT BE REUSED IN NEW SYSTEMS.
10. PROVIDE ALL NECESSARY TEMPORARY OR PERMANENT CAPS OR PLUGS FOR PIPING/DUCTWORK. DO NOT LEAVE PIPING/DUCTWORK OPEN ENDED.
11. WHERE USED, THE TERM "PROVIDE" SHALL MEAN "FURNISH AND INSTALL".
12. THE MECHANICAL CONTRACTOR SHALL COORDINATE HIS WORK WITH ALL OTHER TRADES PRIOR TO FABRICATION, PURCHASE AND/OR INSTALLATION OF ANY WORK.
13. THE BALANCING CONTRACTOR SHALL TAKE AIRFLOW (CFM) AND PRESSURE READINGS PRIOR TO THE START OF WORK ON ALL DUCTWORK THAT SERVES AREAS NOT PART OF THIS PROJECT BUT WHERE AIRFLOW TO THOSE AREAS IS AFFECTED BY THIS PROJECT'S WORK. AFTER MODIFICATIONS TO AIR SYSTEMS COVERED UNDER THIS PROJECT ARE COMPLETED, THE BALANCING CONTRACTOR SHALL BALANCE THE NON-AFFECTED AREAS TO THEIR ORIGINAL AIRFLOW AND PRESSURE OR NEW AIRFLOW AND PRESSURE IF NOTED.
14. IF MECHANICAL CONTRACTOR ENCOUNTERS WHAT APPEARS TO BE A HAZARDOUS OR QUESTIONABLE MATERIAL, HE SHALL DISCONTINUE WORK IMMEDIATELY AND CONTACT THE COR.
15. USE OF OWNER'S UTILITIES (I.E. ELECTRICITY, WATER, HVAC, ETC.) FOR WORK INDICATED ON THESE DOCUMENTS SHALL BE APPROVED BY THE COR PRIOR TO COMMENCEMENT OF SAID WORK.
16. THE MECHANICAL CONTRACTOR SHALL CONFORM TO OWNER'S SAFETY AND SECURITY GUIDELINES IN THE PERFORMANCE OF ALL WORK INCLUDED IN THIS CONTRACT.
17. ALL BRANCH PIPING SHALL BE FURNISHED WITH SHUT OFF VALVES AND SHALL BE LOCATED IN ACCESSIBLE LOCATION BY OFFSETTING BRANCH PIPING WITH VALVES DOWN NEAR CEILING. PROVIDE ACCESS PANEL FOR ALL VALVES AND EQUIPMENT IN NON ACCESSIBLE CEILING AREAS.
18. ALL SUSPENDED PIPING, DUCTWORK, CONDUIT AND CABLE TRAYS SHALL BE PROVIDED WITH, SEISMIC SWAY BRACES IN ACCORDANCE WITH THE MASON INDUSTRIES SEISMIC RESTRAINT GUIDELINES FOR SUSPENDED PIPING, DUCTWORK AND ELECTRICAL SYSTEMS AND THE APPLICABLE CODES. INSTALLED SYSTEM SHALL MATCH EXISTING, RIGID OR CABLE TYPE.
19. ALL INDIVIDUAL INLET DUCTS TO CONSTANT AIR VOLUME BOXES (CAV) OR VARIABLE AIR VOLUME BOXES (VAV) SHALL BE SAME SIZE AS INLET CONNECTION OF CAV BOX UNLESS NOTED OTHERWISE.
20. ALL INDIVIDUAL BRANCH PIPING TO CONSTANT AIR VOLUME BOXES (CAV) OR VARIABLE AIR VOLUME BOXES (VAV) SHALL BE 3/4" IN SIZE, UNLESS NOTED OTHERWISE.
21. PRIOR TO ANY MODIFICATIONS OF EXISTING DUCT SYSTEMS, TEST EXISTING AIRFLOWS AT TRAVERSE POINTS NOTED IN DRAWINGS AND SUBMIT TO ENGINEER FOR REVIEW. TEST REPORT SHALL INDICATE EXISTING CONDITION AIRFLOW VALUES. UPON COMPLETION OF NEW SYSTEMS, WITHIN THE SCOPE OF THE PROJECT, ALL PREVIOUSLY TESTED SYSTEM AIRFLOWS SHALL BE SET TO ORIGINAL CONDITIONS.
22. GENERAL LOCATION OF DIFFUSERS, REGISTERS AND GRILLES ARE INDICATED ON AIR CONDITIONING PLANS. REFERENCE ARCHITECTURAL REFLECTED CEILING PLANS AND INTERIOR ELEVATIONS FOR SPECIFIC LOCATIONS.
23. RESTORE EXISTING FIRE PROOFING TO BEAMS, DECKS AND ALL OTHER BUILDING ELEMENTS WHICH ARE DISTURBED OR MODIFIED AS A RESULT OF NEW WORK BEING INSTALLED. RESTORED CONDITIONS SHALL MATCH EXISTING PRIOR TO NEW WORK BEING PERFORMED.
24. ALL EXISTING DUCT INSULATION REMOVED, AS REQUIRED TO PERFORM SCOPE OF WORK, SHALL BE REPAIRED USING LIKE MATERIAL TO THAT WHICH IS EXISTING.
25. DUCT ROUTINGS ARE DIAGRAMMATIC IN NATURE. PROVIDE OFFSETS, DROPS AND RISERS AS NECESSARY TO AVOID EXISTING ELECTRICAL, HVAC, PLUMBING, FIRE PROTECTION, ETC. SYSTEMS WHICH MAY INTERFERE WITH GENERAL ROUTING SHOWN ON DRAWINGS. RESIZING OF DUCTS WILL BE ALLOWED PROVIDED REVISED DUCT SIZE DOES NOT EXCEED AIR VELOCITIES OF SYSTEM DESIGN AND DRAWING IS SUBMITTED FOR REVIEW, NOTING CHANGES PROPOSED, PRIOR TO DUCT SYSTEM FABRICATION AND INSTALLATION.
26. VERIFY EXISTING DUCT SYSTEM SIZES PRIOR TO FABRICATION OF NEW DUCT SYSTEMS. ANY EXISTING DUCT SYSTEMS DIFFERING IN SIZE FROM THAT NOTED ON DRAWINGS SHALL BE BROUGHT TO THE ATTENTION OF THE COR AND MECHANICAL ENGINEER.
27. PROVIDE INSULATION OVER EXISTING DUCT SECTIONS WHICH HAVE BEEN PATCHED. INSULATION TYPE, THICKNESS AND DENSITY SHALL MATCH EXISTING. SEE SPECIFICATIONS FOR REQUIREMENTS OF NEW DUCT SYSTEM INSULATION.
28. NOT ALL SYMBOLS, ABBREVIATIONS AND EQUIPMENT ABBREVIATIONS INDICATED APPEAR ON THESE CONTRACT DRAWINGS.
29. ALL PIPING AND DUCTS IN FINISHED ROOMS OR SPACES SHALL BE CONCEALED IN A FURRED CHASE OR ABOVE HARD SUSPENDED CEILING, OR ACOUSTICAL CEILING.
30. THE FIRST FIGURE OF DUCT SIZE INDICATES DIMENSION OF FACE SHOWN OR INDICATED. DUCT SIZES ARE NET INSIDE DIMENSIONS.
31. ACCESS PANELS IN HARD SUSPENDED CEILINGS ARE REQUIRED FOR ALL VALVES, TRAPS, DAMPERS, CLEANOUTS, CONTROLS, ETC. ACCESS PANELS SHALL BE FURNISHED AND INSTALLED UNDER THE ARCHITECTURAL SPECIFICATIONS. COORDINATE LOCATION WITH MECHANICAL INSTALLATION AND DEMONSTRATE ACCESS TO EQUIPMENT SERVED.
32. TOTAL STATIC PRESSURE NOTED IN THE SCHEDULES INCLUDES DUCT SYSTEM, TERMINAL UNITS, FILTERS, COILS, ETC. LOSS FOR FILTERS SHALL BE FOR FILTERS AT 50% LOADING.
33. FOR TYPICAL STEAM AND WATER PIPING CONNECTIONS TO EQUIPMENT, SEE STANDARD EQUIPMENT DETAILS.
34. DIFFUSER, REGISTER AND GRILLE SIZES SHOWN ON FLOOR PLANS ARE NECK SIZES.
35. WATER PIPE CONNECTIONS TO AIR HEATING AND COOLING COILS SHALL BE MADE TO PROVIDE COUNTER FLOW BETWEEN WATER AND AIR.
36. WALL TYPE EXHAUST REGISTERS NOTED AS "BR" ON DRAWINGS ARE TO BE INSTALLED WITH BOTTOM ELEVATION OF REGISTER AT 7" ABOVE FINISHED FLOOR.
37. ALL PRESSURES LISTED ARE GAGE PRESSURE, UNLESS OTHERWISE NOTED.
38. TERMINAL AIR UNIT INLET SIZES SHALL BE THOSE SHOWN ON THE SCHEDULES, UNLESS OTHERWISE NOTED.

GENERAL DEMOLITION NOTES

1. SCHEDULE ALL SHUTDOWNS THAT AFFECT UTILITIES AND PORTIONS OF THE BUILDING THAT MUST REMAIN IN OPERATION WITH THE COR .
2. DEMOLITION WORK AT ALL TIMES SHALL BE SUBJECT TO THE DIRECTION AND APPROVAL OF THE COR AND CARRIED OUT IN SUCH A MANNER SO AS NOT TO INTERFERE WITH THE NORMAL OPERATION OF THE BUILDING.
3. DISPOSE OF ALL REMOVED MATERIALS IN AN APPROVED MANNER.
4. ISOLATE, DRAIN, AND REFILL EXISTING SYSTEMS AS REQUIRED TO ACCOMMODATE INSTALLATION OF EXISTING AND NEW SYSTEMS.
5. PROVIDE ALL NECESSARY TEMPORARY/PERMANENT CAPS OR PLUGS FOR PIPING. DO NOT LEAVE PIPING OPEN ENDED.
6. ALL EXISTING PIPING SHALL BE FIELD VERIFIED FOR PROPER DEMOLITION. CONTRACTOR SHALL NOTIFY THE COR AND ENGINEER IMMEDIATELY IF ANY DISCREPANCIES FROM CONTRACT DOCUMENTS OCCUR THAT MAY EFFECT EXISTING OPERATIONS.
7. DEMOLITION OF PIPING INCLUDES ALL ASSOCIATED VALVES, ACCESSORIES, INSULATION, HANGERS, AND SUPPORTS.
8. COORDINATE WITH COR ON REMOVAL AND PLACEMENT OF EQUIPMENT NOTED TO BE TURNED OVER TO COR. FOR EQUIPMENT NOT DESIRED BY COR, CONTRACTOR SHALL REMOVE OFF SITE IN AN APPROVED MANNER.

BUY AMERICAN ACT

1. CONTRACTOR TO CONFIRM AND VERIFY WITH THE COR INCLUSION OF BUY AMERICAN ACT REQUIREMENTS; ALL EQUIPMENT IS INTENDED TO BE BUY AMERICAN COMPLIANT.

MECHANICAL SHEET LIST

Sheet Number	Sheet Name
M-001	MECHANICAL COVER SHEET
M-002	MECHANICAL PHASING PLAN
MP101A-1	SUBBASEMENT CHILLED WATER TEMPORARY PIPING - WEST
MP101B-1	SUBBASEMENT CHILLED WATER TEMPORARY PIPING - EAST
MD101A-1	SUBBASEMENT CHILLED WATER PIPING DEMOLITION - WEST
MD101B-1	SUBBASEMENT CHILLED WATER PIPING DEMOLITION - EAST
MP101A-2	SUBBASEMENT CHILLED WATER PIPING NEW WORK- WEST
MP101B-2	SUBBASEMENT CHILLED WATER PIPING NEW WORK - EAST
MP101A-3	SUBBASEMENT CONDENSATE LATERAL PIPING NEW WORK- WEST
MP101B-3	SUBBASEMENT CONDENSATE LATERAL PIPING NEW WORK - EAST
MP101A-4	SUBBASEMENT CONDENSATE RISER NEW WORK- WEST
MP101B-4	SUBBASEMENT CONDENSATE RISER NEW WORK - EAST
MD101A-3	SUBBASEMENT CONDENSATE RISER DEMOLITION - WEST
MD101B-3	SUBBASEMENT CONDENSATE RISER DEMOLITION - EAST
MP102A-1	BASEMENT CHILLED WATER RISER NEW WORK - WEST
MD102A-1	BASEMENT CHILLED WATER PIPING DEMOLITION - WEST
MD102B-1	BASEMENT CHILLED WATER PIPING DEMOLITION - EAST
MP102A-2	BASEMENT CHILLED WATER LATERAL NEW WORK - WEST
MP102B-2	BASEMENT CHILLED WATER LATERAL NEW WORK - EAST
MD102A-2	BASEMENT CONDENSATE RISER DEMOLITION - WEST
MD102B-2	BASEMENT CONDENSATE RISER DEMOLITION - EAST
MP102A-3	BASEMENT CONDENSATE RISER NEW WORK - WEST
MP102B-3	BASEMENT CONDENSATE RISER NEW WORK - EAST
MP103A-1	FLOOR 1 CHILLED WATER RISER NEW WORK - WEST
MD103A-1	FLOOR 1 CHILLED WATER PIPING DEMOLITION - WEST
MD103B-1	FLOOR 1 CHILLED WATER PIPING DEMOLITION - EAST
MP103A-2	FLOOR 1 CHILLED WATER LATERAL NEW WORK - WEST
MP103B-2	FLOOR 1 CHILLED WATER LATERAL NEW WORK - EAST
MD103A-2	FLOOR 1 CONDENSATE RISER DEMOLITION - WEST
MD103B-2	FLOOR 1 CONDENSATE RISER DEMOLITION - EAST
MP103A-3	FLOOR 1 CONDENSATE RISER NEW WORK - WEST
MP103B-3	FLOOR 1 CONDENSATE RISER NEW WORK - EAST
MP104A-1	FLOOR 2 CHILLED WATER RISER NEW WORK - WEST
MD104A-1	FLOOR 2 CHILLED WATER PIPING DEMOLITION - WEST
MD104B-1	FLOOR 2 CHILLED WATER PIPING DEMOLITION - EAST
MP104A-2	FLOOR 2 CHILLED WATER LATERAL NEW WORK - WEST
MP104B-2	FLOOR 2 CHILLED WATER LATERAL NEW WORK - EAST
MD104A-2	FLOOR 2 CONDENSATE RISER DEMOLITION - WEST
MD104B-2	FLOOR 2 CONDENSATE RISER DEMOLITION - EAST
MP104A-3	FLOOR 2 CONDENSATE RISER NEW WORK - WEST
MP104B-3	FLOOR 2 CONDENSATE RISER NEW WORK - EAST
MP105A-1	FLOOR 3 CHILLED WATER RISER NEW WORK - WEST
MP105B-3	FLOOR 3 CONDENSATE RISER NEW WORK- EAST
MD105B-1	FLOOR 3 CHILLED WATER PIPING DEMOLITION - EAST
MP105B-2	FLOOR 3 CHILLED WATER LATERAL NEW WORK - EAST
MD105A-2	FLOOR 3 CONDENSATE RISER DEMOLITION - WEST
MD105B-2	FLOOR 3 CONDENSATE RISER DEMOLITION - EAST
MP106A-1	FLOOR 4 CHILLED WATER RISER NEW WORK - WEST
MD106A-2	FLOOR 4 CONDENSATE RISER DEMOLITION - WEST
MD106B-2	FLOOR 4 CONDENSATE RISER DEMOLITION - EAST
MP106B-3	FLOOR 4 CONDENSATE RISER NEW WORK - EAST
MP107A-1	FLOOR 5 CHILLED WATER RISER NEW WORK - WEST
MD107A-1	FLOOR 5 CHILLED WATER PIPING DEMOLITION - WEST
MD107B-1	FLOOR 5 CHILLED WATER PIPING DEMOLITION - EAST
MP107A-2	FLOOR 5 CHILLED WATER LATERAL NEW WORK - WEST
MP107B-2	FLOOR 5 CHILLED WATER LATERAL NEW WORK - EAST
MD107A-2	FLOOR 5 CONDENSATE RISER DEMOLITION - WEST
MD107B-2	FLOOR 5 CONDENSATE RISER DEMOLITION - EAST
MP107A-3	FLOOR 5 CONDENSATE RISER NEW WORK - WEST
MP107B-3	FLOOR 5 CONDENSATE RISER NEW WORK - EAST
MP108A-1	FLOOR 6 CHILLED WATER RISER NEW WORK - WEST
MP108B-1	FLOOR 6 CHILLED WATER RISER NEW WORK - EAST
MD108B-1	FLOOR 6 CHILLED WATER PIPING DEMOLITION - EAST
MP108B-2	FLOOR 6 CHILLED WATER LATERAL NEW WORK - EAST
MD108B-2	FLOOR 6 CONDENSATE RISER DEMOLITION - EAST
MP108B-3	FLOOR 6 CONDENSATE RISER NEW WORK - EAST
MP109B-1	FLOOR 7 CHILLED WATER RISER NEW WORK - EAST
MD109B-2	FLOOR 7 CONDENSATE RISER DEMOLITION - EAST
MP110B-1	ROOF CHILLED WATER RISER NEW WORK
MD401	SUBBASEMENT DEMOLITION ENLARGED VIEW
MP401	SUBBASEMENT NEW WORK ENLARGED VIEW
M-501	MECHANICAL DETAILS
M-601	MECHANICAL SCHEDULES
M-602	MECHANICAL SCHEDULES
M-701	MECHANICAL RISER DIAGRAM
M-702	PUM

PROPOSED MECHANICAL PHASING PLAN

PHASE 1:

TRENCH PIPING TO THE SUB-BASEMENT

PHASE 2:

BUILDING 1 SUB-BASEMENT PIPING, AND SUB-BASEMENT PUMPS WILL BE DEMOLISHED AND REPLACED. MAIN RISERS WILL BE INSTALLED FROM THE SUB-BASEMENT TO THE 7TH FLOOR. TEMPORARY PUMPS AND CONNECTIONS FROM THE CHILLED WATER/HOT WATER MAINS (DEPENDING ON THE SEASON) TO THE EXISTING RISERS WILL BE PROVIDED, DURING THE SUB-BASEMENT PIPING WORK, TO BE REPLACED WITH TEMPORARY PIPING FROM THE NEW PIPING TO THE EXISTING RISERS FOR THE DURATION OF THE PROJECT.

PHASE 3:

BUILDING 1 7TH FLOOR PIPING STUBBED IN, VALVED, AND CAPPED FOR FUTURE CONNECTIONS.

PHASE 4:

BUILDING 1 6TH FLOOR EAST WING LATERAL PIPING AND COILS THAT ARE TO BE REPLACED WILL BE DEMOLISHED. NEW PIPING WILL BE INSTALLED FROM COILS TO THE NEW PIPE RISERS.

PHASE 5:

BUILDING 1 5TH FLOOR EAST WING LATERAL PIPING AND COILS THAT ARE TO BE REPLACED WILL BE DEMOLISHED. NEW PIPING WILL BE INSTALLED FROM COILS TO THE NEW PIPE RISERS. 5TH FLOOR WEST WING PIPING STUBBED IN, VALVED, AND CAPPED FOR FUTURE CONNECTIONS.

PHASE 6:

BUILDING 1 4TH FLOOR EAST AND WEST PIPING STUBBED IN, VALVED, AND CAPPED FOR FUTURE CONNECTIONS.

PHASE 7:

BUILDING 1 3RD FLOOR EAST WING LATERAL PIPING, AND COILS THAT ARE TO BE REPLACED WILL BE DEMOLISHED. NEW PIPING WILL BE INSTALLED FROM COILS TO THE NEW PIPE RISERS. 3RD FLOOR WEST WING PIPING STUBBED IN, VALVED, AND CAPPED FOR FUTURE CONNECTIONS.

PHASE 8:

BUILDING 1 2ND FLOOR EAST WING LATERAL PIPING, AND COILS THAT ARE TO BE REPLACED WILL BE DEMOLISHED. NEW PIPING WILL BE INSTALLED FROM COILS TO THE NEW PIPE RISERS. 2ND FLOOR WEST WING PIPING STUBBED IN, VALVED, AND CAPPED FOR FUTURE CONNECTIONS.

PHASE 9:

BUILDING 1 1ST FLOOR EAST WING LATERAL PIPING AND COILS THAT ARE TO BE REPLACED WILL BE DEMOLISHED. NEW PIPING WILL BE INSTALLED FROM COILS TO THE NEW PIPE RISERS.

PHASE 10:

BUILDING 1 1ST FLOOR WEST WING LATERAL PIPING AND COILS THAT ARE TO BE REPLACED WILL BE DEMOLISHED. NEW PIPING WILL BE INSTALLED FROM COILS TO THE NEW PIPE RISERS

PHASE 11:

BUILDING 1 BASEMENT EAST WING LATERAL PIPING AND COILS THAT ARE TO BE REPLACED WILL BE DEMOLISHED. NEW PIPING WILL BE INSTALLED FROM COILS TO THE NEW PIPE RISERS

PHASE 12:

BUILDING 1 BASEMENT WING LATERAL PIPING, AND COILS THAT ARE TO BE REPLACED WILL BE DEMOLISHED. NEW PIPING WILL BE INSTALLED FROM COILS TO THE NEW PIPE RISERS.

PHASE 13:

SUB-BASEMENT TEMPORARY CONNECTIONS TO THE EXISTING RISERS TO BE REMOVED AND FULL OPERATION OF THE NEW RISERS TO COMMENCE.

PHASE 14:

EXISTING CHILLED WATER RISERS TO BE DEMOLISHED, SUB-PHASED RISER BY RISER, PROVIDING INTERRUPTION TO ONLY SPACE DIRECTLY ADJACENT TO THE RISER. NEW CONDENSATE PIPING TO REPLACE THE EXISTING CONDENSATE.

BID SET	05/04/2026
Revisions:	Date:

CONSULTANT

DAVENERGY SOLUTIONS
2207 GARNET AVE, SUITE I
SAN DIEGO, CA 92109
619-770-8552

DESIGNER OF RECORD

A/E:
DAVENERGY SOLUTIONS
2207 GARNET AVE, SUITE I
SAN DIEGO, CA 92109
619-770-8552

STAMP

PROFESSIONAL ENGINEER JUSTIN M. MILLER M 41762 MECHANICAL STATE OF CALIFORNIA
05/04/2026

Office of Construction and Facilities Management

VA U.S. Department of Veterans Affairs

Drawing Title: MECHANICAL PHASING PLAN	Phase: BID SET	Project Title: REPLACE AND EXPAND CHILLED WATER INFRASTRUCTURE, BUILDING 1 AND OPC	Project Number: 570-20-308
			Building Number: N/A
Approved: PROJECT DIRECTOR	-	Location: FRESNO VA HOSPITAL, 2615 E CLINTON AVE, FRESNO, CA 93703	Drawing Number: M-002
		Issue Date: 05/04/2026 · Checked: JMM · Drawn: JM	

VA FORM 08 - 6231

Autodesk Docs://222010 VA Fresno Chilled Water Infrastructure/570-20-308 VA CA Fresno Chilled Water Infrastructure_MECH-R23.rvt
5/3/2026 5:10:06 PM

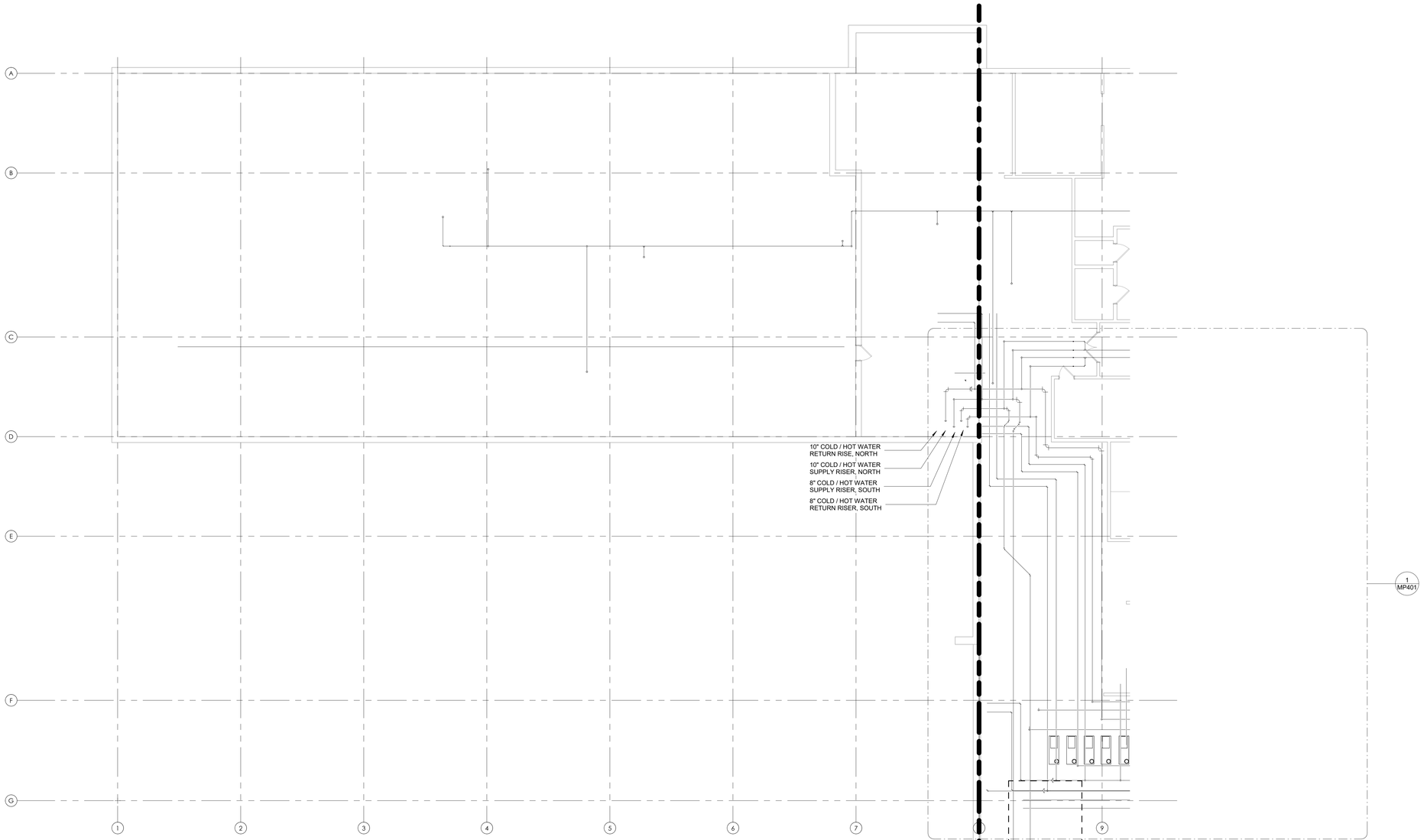

1 SUBBASEMENT CHILLED WATER TEMPORARY PIPING - WEST
1/8" = 1'-0"

SHEET NOTES:

1. PIPE SIZES FOR OPC PIPING WILL BE DETERMINED AFTER THE TERMINAL UNITS IN THE AREA ARE VERIFIED.
2. DRAWINGS ARE DIAGRAMMATIC IN NATURE. IT IS THE RESPONSIBILITY OF CONTRACTOR TO VERIFY EXISTING PIPING AND EQUIPMENT LOCATIONS. REPORT ANY DISCREPANCIES BETWEEN PLANS AND SITE CONDITIONS TO A/E. CONTRACTOR SHALL COORDINATE INSTALLATION ROUTING WITH ALL OTHER TRADES AND EXISTING CONDITIONS.
3. NEW PIPE INSULATION SHALL COMPLY WITH SPECIFICATION SECTION 23 07 11. COORDINATE PIPE ROUTING AND CLEARANCES WITH ALL DISCIPLINES ACCORDINGLY.

KEY NOTES:

KEY PLAN

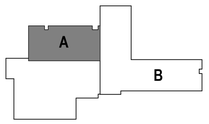

BID SET	05/04/2026
Revisions:	Date:

CONSULTANT

DAVENERGY SOLUTIONS
2207 GARNET AVE, SUITE I
SAN DIEGO, CA 92109
619-770-8552

DESIGNER OF RECORD

A/E:
DAVENERGY SOLUTIONS
2207 GARNET AVE, SUITE I
SAN DIEGO, CA 92109
619-770-8552

STAMP

PROFESSIONAL ENGINEER
JUSTIN M. MILLER
M 41762
MECHANICAL
STATE OF CALIFORNIA
05/04/2026

Office of Construction and Facilities Management

VA U.S. Department of Veterans Affairs

Drawing Title	Phase	Project Title	Project Number
SUBBASEMENT CHILLED WATER TEMPORARY PIPING - WEST	BID SET	REPLACE AND EXPAND CHILLED WATER INFRASTRUCTURE, BUILDING 1 AND OPC	570-20-308
Approved: Approver	-	Location: FRESNO VA HOSPITAL, 2615 E CLINTON AVE, FRESNO, CA 93703	Building Number
		Issue Date: 05/04/2026 / Checked: JMM / Drawn: JM	Drawing Number: MP101A-1

VA FORM 08 - 6231

Autodesk Docs://222010 VA Fresno Chilled Water Infrastructure/570-20-308 VA CA Fresno Chilled Water Infrastructure_MECH-R23.rvt
5/3/2026 5:10:07 PM

1 SUBBASEMENT CHILLED WATER TEMPORARY PIPING - EAST
1/8" = 1'-0"

SHEET NOTES:

1. PIPE SIZES FOR OPC PIPING WILL BE DETERMINED AFTER THE TERMINAL UNITS IN THE AREA ARE VERIFIED.
2. DRAWINGS ARE DIAGRAMMATIC IN NATURE. IT IS THE RESPONSIBILITY OF CONTRACTOR TO VERIFY EXISTING PIPING AND EQUIPMENT LOCATIONS. REPORT ANY DISCREPANCIES BETWEEN PLANS AND SITE CONDITIONS TO A/E. CONTRACTOR SHALL COORDINATE INSTALLATION ROUTING WITH ALL OTHER TRADES AND EXISTING CONDITIONS.
3. NEW PIPE INSULATION SHALL COMPLY WITH SPECIFICATION SECTION 23 07 11. COORDINATE PIPE ROUTING AND CLEARANCES WITH ALL DISCIPLINES ACCORDINGLY.

KEY NOTES:

1. HEAT EXCHANGER AND TWO PUMPS BEING ADDED IN THIS LOCATION. SEE PROJECT 570-17-207 FRESNO SPS/LOGISTICS RENOVATION FOR MORE INFORMATION.

KEY PLAN

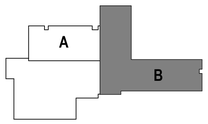

BID SET	05/04/2026
Revisions:	Date:

CONSULTANT

DAVENERGY SOLUTIONS
2207 GARNET AVE, SUITE I
SAN DIEGO, CA 92109
619-770-8552

DESIGNER OF RECORD

A/E:
DAVENERGY SOLUTIONS
2207 GARNET AVE, SUITE I
SAN DIEGO, CA 92109
619-770-8552

STAMP

PROFESSIONAL ENGINEER
JUSTIN M. MILLER
M 41762
MECHANICAL
STATE OF CALIFORNIA
05/04/2026

Office of Construction and Facilities Management

VA U.S. Department of Veterans Affairs

Drawing Title	Phase	Project Title	Project Number
SUBBASEMENT CHILLED WATER TEMPORARY PIPING - EAST	BID SET	REPLACE AND EXPAND CHILLED WATER INFRASTRUCTURE, BUILDING 1 AND OPC	570-20-308
Approved: Approver	-	Location: FRESNO VA HOSPITAL, 2615 E CLINTON AVE, FRESNO, CA 93703	Building Number
		Issue Date: 05/04/2026 / Checked: JMM / Drawn: JM	Drawing Number: MP101B-1

VA FORM 08 - 6231

Autodesk Docs://222010 VA Fresno Chilled Water Infrastructure/570-20-308 VA CA Fresno Chilled Water Infrastructure_MECH-R23.rvt
5/3/2026 5:10:09 PM

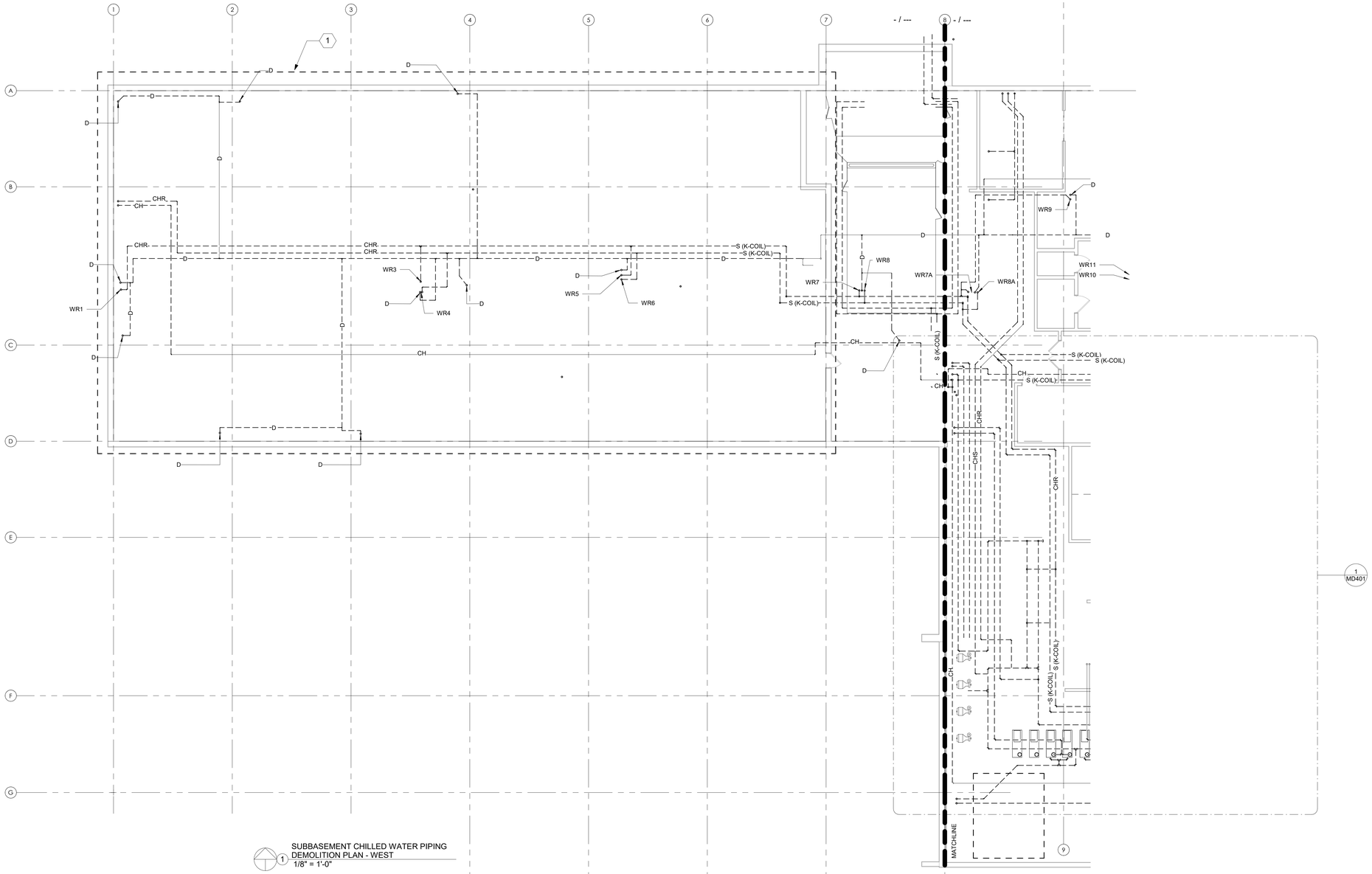

1 SUBBASEMENT CHILLED WATER PIPING DEMOLITION PLAN - WEST
1/8" = 1'-0"

SHEET NOTES:

1. DRAWINGS ARE DIAGRAMMATIC IN NATURE. IT IS THE RESPONSIBILITY OF THE CONTRACTOR(S) TO VERIFY EXISTING DUCTWORK, PIPING AND EQUIPMENT LOCATIONS. REPORT ANY DISCREPANCIES BETWEEN PLANS AND SITE CONDITIONS TO A/E. CONTRACTOR SHALL COORDINATE WITH ALL OTHER TRADES AND EXISTING CONDITIONS.
2. DUCTWORK AND PIPING SIZES SHOWN ARE BEST INTERPRETATION OF AVAILABLE DATA. CONTRACTOR TO VERIFY PIPE SIZES DURING COURSE OF WORK, AND REPORT ANY DISCREPANCIES BETWEEN PLANS AND SITE CONDITIONS.
3. PHASING PLAN IS REQUIRED TO BE SUBMITTED FOR REVIEW AND APPROVAL BY THE AE AND VA COR. NO DEMOLITION IS TO OCCUR UNTIL THE SUBMITTAL IS APPROVED BY THE VA COR.
4. ALL OUTAGES AND WORK PLANS REQUIRE MINIMUM 14 CALENDAR DAYS REVIEW AND APPROVAL BY THE VA COR AND FRESNO VAMC.
5. WORK IS TO BE COMPLETED TO MINIMIZE IMPACTS TO VETERAN CARE AND TO PREVENT SYSTEM OUTAGES.

KEY NOTES:

1. CRAWLSPACE AREA; CONFINED SPACE PERMIT REQUIRED FOR WORK IN THIS AREA.

KEY PLAN

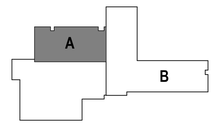

BID SET	05/04/2026
Revisions:	Date:

CONSULTANT

DAVENERGY SOLUTIONS
2207 GARNET AVE, SUITE I
SAN DIEGO, CA 92109
619-770-8552

DESIGNER OF RECORD

A/E:
DAVENERGY SOLUTIONS
2207 GARNET AVE, SUITE I
SAN DIEGO, CA 92109
619-770-8552

STAMP: PROFESSIONAL ENGINEER JUSTIN M. MILLEKER M 41760 MECHANICAL STATE OF CALIFORNIA 05/04/2026

Office of Construction and Facilities Management

VA U.S. Department of Veterans Affairs

Drawing Title: SUBBASEMENT CHILLED WATER PIPING DEMOLITION - WEST	Phase: BID SET	Project Title: REPLACE AND EXPAND CHILLED WATER INFRASTRUCTURE, BUILDING 1 AND OPC	Project Number: 570-20-308
			Building Number: 1
Approved: Approver	-	Location: FRESNO VA HOSPITAL, 2615 E CLINTON AVE, FRESNO, CA 93703	Drawing Number: MD101A-1
		Issue Date: 05/04/2026 · Checked: JMM · Drawn: JM	

VA FORM 08 - 6231

Autodesk Docs://22010 VA Fresno Chilled Water Infrastructure/570-20-308 VA CA Fresno Chilled Water Infrastructure_MECH-R23.rvt 5/3/2026 5:10:11 PM

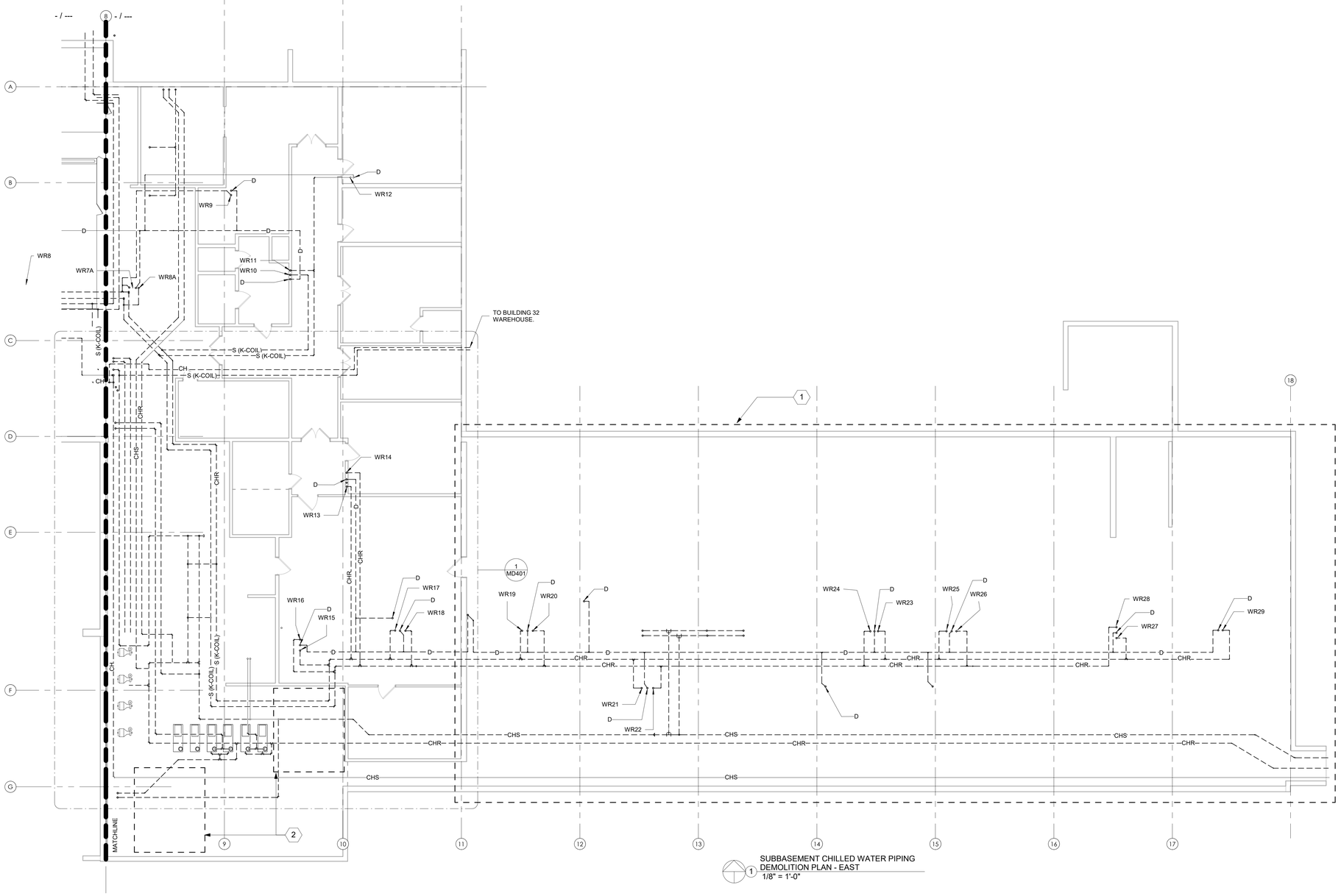

1 SUBBASEMENT CHILLED WATER PIPING DEMOLITION PLAN - EAST
1/8" = 1'-0"

SHEET NOTES:

1. DRAWINGS ARE DIAGRAMMATIC IN NATURE. IT IS THE RESPONSIBILITY OF THE CONTRACTOR(S) TO VERIFY EXISTING DUCTWORK, PIPING AND EQUIPMENT LOCATIONS. REPORT ANY DISCREPANCIES BETWEEN PLANS AND SITE CONDITIONS TO A/E. CONTRACTOR SHALL COORDINATE WITH ALL OTHER TRADES AND EXISTING CONDITIONS.
2. DUCTWORK AND PIPING SIZES SHOWN ARE BEST INTERPRETATION OF AVAILABLE DATA. CONTRACTOR TO VERIFY PIPE SIZES DURING COURSE OF WORK, AND REPORT ANY DISCREPANCIES BETWEEN PLANS AND SITE CONDITIONS.
3. PHASING PLAN IS REQUIRED TO BE SUBMITTED FOR REVIEW AND APPROVAL BY THE AE AND VA COR. NO DEMOLITION IS TO OCCUR UNTIL THE SUBMITTAL IS APPROVED BY THE VA COR.
4. ALL OUTAGES AND WORK PLANS REQUIRE MINIMUM 14 CALENDAR DAYS REVIEW AND APPROVAL BY THE VA COR AND FRESNO VAMC.
5. WORK IS TO BE COMPLETED TO MINIMIZE IMPACTS TO VETERAN CARE AND TO PREVENT SYSTEM OUTAGES.

KEY NOTES:

1. CRAWLSPACE AREA; CONFINED SPACE PERMIT REQUIRED FOR WORK IN THIS AREA.
2. HEAT EXCHANGER AND TWO PUMPS BEING ADDED IN THIS LOCATION. SEE PROJECT 570-17-207 FRESNO SPS/LOGISTICS RENOVATION FOR MORE INFORMATION.

KEY PLAN

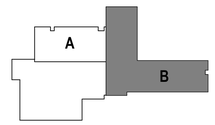

BID SET	05/04/2026
Revisions:	Date:

CONSULTANT

DAVENERGY SOLUTIONS
2207 GARNET AVE, SUITE I
SAN DIEGO, CA 92109
619-770-8552

DESIGNER OF RECORD

A/E:
DAVENERGY SOLUTIONS
2207 GARNET AVE, SUITE I
SAN DIEGO, CA 92109
619-770-8552

STAMP: PROFESSIONAL ENGINEER, JUSTIN M. MILLER, M 41762, REGISTERED MECHANICAL ENGINEER, STATE OF CALIFORNIA, 05/04/2026

Office of Construction and Facilities Management

VA U.S. Department of Veterans Affairs

Drawing Title	Phase	Project Title	Project Number
SUBBASEMENT CHILLED WATER PIPING DEMOLITION - EAST	BID SET	REPLACE AND EXPAND CHILLED WATER INFRASTRUCTURE, BUILDING 1 AND OPC	570-20-308
Approved: Approver	-	Location: FRESNO VA HOSPITAL, 2615 E CLINTON AVE, FRESNO, CA 93703	Building Number: 1
		Issue Date: 05/04/2026 · Checked: JMM · Drawn: JM	Drawing Number: MD101B-1

VA FORM 08 - 6231

Autodesk Docs://222010 VA Fresno Chilled Water Infrastructure/570-20-308 VA CA Fresno Chilled Water Infrastructure_MECH-R23.rvt 5/3/2026 5:10:13 PM



1 SUBBASEMENT CHILLED WATER PIPING NEW WORK - WEST
1/8" = 1'-0"

SHEET NOTES:

1. PIPE SIZES FOR OPC PIPING WILL BE DETERMINED AFTER THE TERMINAL UNITS IN THE AREA ARE VERIFIED.
2. DRAWINGS ARE DIAGRAMMATIC IN NATURE. IT IS THE RESPONSIBILITY OF CONTRACTOR TO VERIFY EXISTING PIPING AND EQUIPMENT LOCATIONS. REPORT ANY DISCREPANCIES BETWEEN PLANS AND SITE CONDITIONS TO A/E. CONTRACTOR SHALL COORDINATE INSTALLATION ROUTING WITH ALL OTHER TRADES AND EXISTING CONDITIONS.
3. NEW PIPE INSULATION SHALL COMPLY WITH SPECIFICATION SECTION 23 07 11. COORDINATE PIPE ROUTING AND CLEARANCES WITH ALL DISCIPLINES ACCORDINGLY.

KEY NOTES:

KEY PLAN

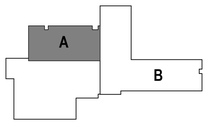

BID SET	05/04/2026
Revisions:	Date:

CONSULTANT

DAVENERGY SOLUTIONS
2207 GARNET AVE, SUITE I
SAN DIEGO, CA 92109
619-770-8552

DESIGNER OF RECORD

A/E:
DAVENERGY SOLUTIONS
2207 GARNET AVE, SUITE I
SAN DIEGO, CA 92109
619-770-8552

STAMP

PROFESSIONAL ENGINEER JUSTIN M. MILLER M 41762 MECHANICAL STATE OF CALIFORNIA
05/04/2026

Office of Construction and Facilities Management

VA U.S. Department of Veterans Affairs

Drawing Title	Phase	Project Title	Project Number
SUBBASEMENT CHILLED WATER PIPING NEW WORK- WEST	BID SET	REPLACE AND EXPAND CHILLED WATER INFRASTRUCTURE, BUILDING 1 AND OPC	570-20-308
Approved: Approver	-	Location: FRESNO VA HOSPITAL, 2615 E CLINTON AVE, FRESNO, CA 93703	Building Number
		Issue Date: 05/04/2026 / Checked: JMM / Drawn: JM	Drawing Number: MP101A-2

VA FORM 08 - 6231

Autodesk Docs://222010 VA Fresno Chilled Water Infrastructure/570-20-308 VA CA Fresno Chilled Water Infrastructure_MECH-R23.rvt
5/3/2026 5:10:14 PM

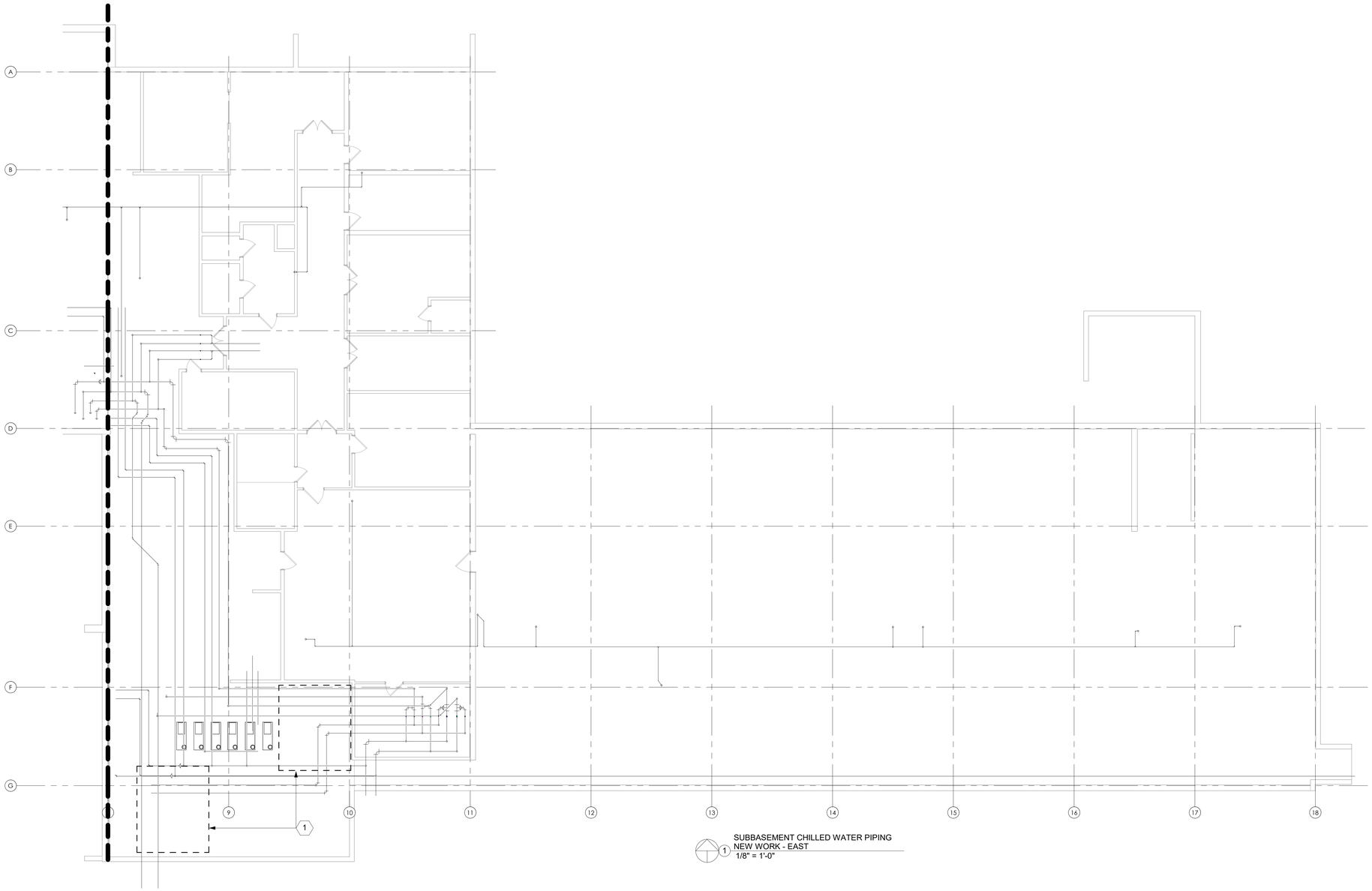

1 SUBBASEMENT CHILLED WATER PIPING NEW WORK - EAST
1/8" = 1'-0"

SHEET NOTES:

1. PIPE SIZES FOR OPC PIPING WILL BE DETERMINED AFTER THE TERMINAL UNITS IN THE AREA ARE VERIFIED.
2. DRAWINGS ARE DIAGRAMMATIC IN NATURE. IT IS THE RESPONSIBILITY OF CONTRACTOR TO VERIFY EXISTING PIPING AND EQUIPMENT LOCATIONS. REPORT ANY DISCREPANCIES BETWEEN PLANS AND SITE CONDITIONS TO A/E. CONTRACTOR SHALL COORDINATE INSTALLATION ROUTING WITH ALL OTHER TRADES AND EXISTING CONDITIONS.
3. NEW PIPE INSULATION SHALL COMPLY WITH SPECIFICATION SECTION 23 07 11. COORDINATE PIPE ROUTING AND CLEARANCES WITH ALL DISCIPLINES ACCORDINGLY.

KEY NOTES:

1. HEAT EXCHANGER AND TWO PUMPS BEING ADDED IN THIS LOCATION. SEE PROJECT 570-17-207 FRESNO SPS/LOGISTICS RENOVATION FOR MORE INFORMATION.

KEY PLAN

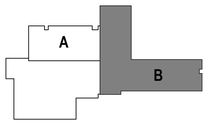

BID SET	05/04/2026
Revisions:	Date:

CONSULTANT

DAVENERGY SOLUTIONS
2207 GARNET AVE, SUITE I
SAN DIEGO, CA 92109
619-770-8552

DESIGNER OF RECORD

A/E:
DAVENERGY SOLUTIONS
2207 GARNET AVE, SUITE I
SAN DIEGO, CA 92109
619-770-8552

STAMP

PROFESSIONAL ENGINEER
JUSTIN M. MILLER
M 41762
MECHANICAL
STATE OF CALIFORNIA
05/04/2026

Office of Construction and Facilities Management

VA U.S. Department of Veterans Affairs

Drawing Title	Phase	Project Title	Project Number
SUBBASEMENT CHILLED WATER PIPING NEW WORK - EAST	BID SET	REPLACE AND EXPAND CHILLED WATER INFRASTRUCTURE, BUILDING 1 AND OPC	570-20-308
			Building Number
Approved: Approver	-	Location: FRESNO VA HOSPITAL, 2615 E CLINTON AVE, FRESNO, CA 93703	Drawing Number: MP101B-2
		Issue Date: 05/04/2026 · Checked: JMM · Drawn: JM	

VA FORM 08 - 6231

Autodesk Docs://222010 VA Fresno Chilled Water Infrastructure/570-20-308 VA CA Fresno Chilled Water Infrastructure_MECH-R23.rvt
5/3/2026 5:10:17 PM



1 SUBBASEMENT CONDENSATE LATERAL PIPING NEW WORK - WEST
1/8" = 1'-0"

SHEET NOTES:

1. PIPE SIZES FOR OPC PIPING WILL BE DETERMINED AFTER THE TERMINAL UNITS IN THE AREA ARE VERIFIED.
2. DRAWINGS ARE DIAGRAMMATIC IN NATURE. IT IS THE RESPONSIBILITY OF CONTRACTOR TO VERIFY EXISTING PIPING AND EQUIPMENT LOCATIONS. REPORT ANY DISCREPANCIES BETWEEN PLANS AND SITE CONDITIONS TO A/E. CONTRACTOR SHALL COORDINATE INSTALLATION ROUTING WITH ALL OTHER TRADES AND EXISTING CONDITIONS.
3. NEW PIPE INSULATION SHALL COMPLY WITH SPECIFICATION SECTION 23 07 11. COORDINATE PIPE ROUTING AND CLEARANCES WITH ALL DISCIPLINES ACCORDINGLY.

KEY NOTES:

KEY PLAN

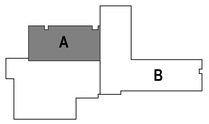

BID SET	05/04/2026
Revisions:	Date:

CONSULTANT

DAVENERGY SOLUTIONS
2207 GARNET AVE, SUITE I
SAN DIEGO, CA 92109
619-770-8552

DESIGNER OF RECORD

A/E:
DAVENERGY SOLUTIONS
2207 GARNET AVE, SUITE I
SAN DIEGO, CA 92109
619-770-8552

STAMP

PROFESSIONAL ENGINEER JUSTIN M. MILLER M 41762 MECHANICAL STATE OF CALIFORNIA
05/04/2026

Office of Construction and Facilities Management

VA U.S. Department of Veterans Affairs

Drawing Title: SUBBASEMENT CONDENSATE LATERAL PIPING NEW WORK-WEST

Approver

Phase: BID SET

-

Project Title: REPLACE AND EXPAND CHILLED WATER INFRASTRUCTURE, BUILDING 1 AND OPC

Location: FRESNO VA HOSPITAL, 2615 E CLINTON AVE, FRESNO, CA 93703

Issue Date: 05/04/2026 | Checked: JMM | Drawn: JM

Project Number: 570-20-308

Building Number:

Drawing Number: MP101A-3

VA FORM 08 - 6231

Autodesk Docs://222010 VA Fresno Chilled Water Infrastructure/570-20-308 VA CA Fresno Chilled Water Infrastructure_MECH-R23.rvt

5/3/2026 5:10:19 PM

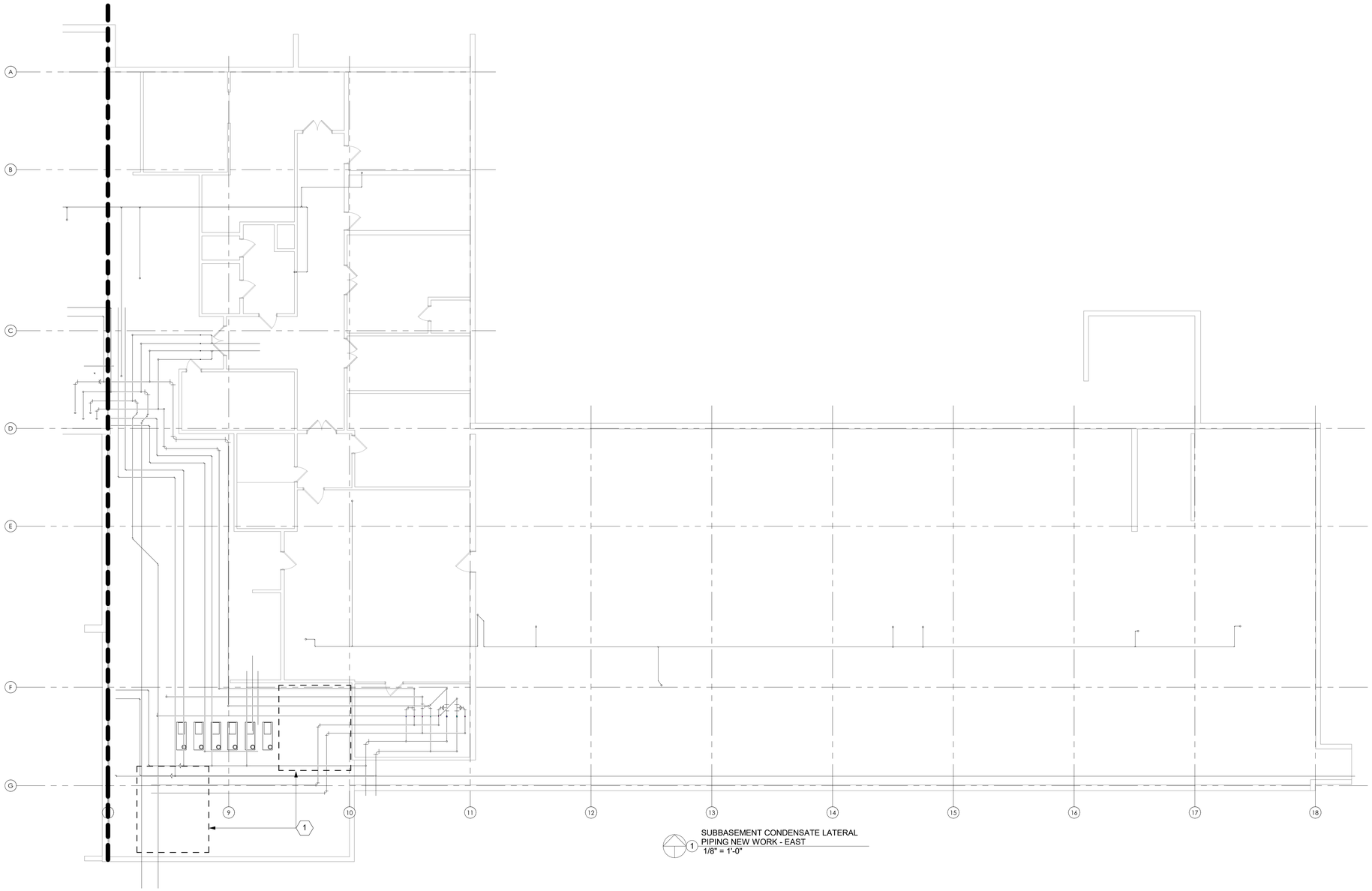

1 SUBBASEMENT CONDENSATE LATERAL PIPING NEW WORK - EAST
1/8" = 1'-0"

SHEET NOTES:

1. PIPE SIZES FOR OPC PIPING WILL BE DETERMINED AFTER THE TERMINAL UNITS IN THE AREA ARE VERIFIED.
2. DRAWINGS ARE DIAGRAMMATIC IN NATURE. IT IS THE RESPONSIBILITY OF CONTRACTOR TO VERIFY EXISTING PIPING AND EQUIPMENT LOCATIONS. REPORT ANY DISCREPANCIES BETWEEN PLANS AND SITE CONDITIONS TO A/E. CONTRACTOR SHALL COORDINATE INSTALLATION ROUTING WITH ALL OTHER TRADES AND EXISTING CONDITIONS.
3. NEW PIPE INSULATION SHALL COMPLY WITH SPECIFICATION SECTION 23 07 11. COORDINATE PIPE ROUTING AND CLEARANCES WITH ALL DISCIPLINES ACCORDINGLY.

KEY NOTES:

1. HEAT EXCHANGER AND TWO PUMPS BEING ADDED IN THIS LOCATION. SEE PROJECT 570-17-207 FRESNO SPS/LOGISTICS RENOVATION FOR MORE INFORMATION.

KEY PLAN

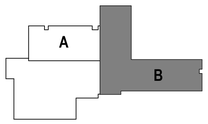

BID SET	05/04/2026
Revisions:	Date:

CONSULTANT

DAVENERGY SOLUTIONS
2207 GARNET AVE, SUITE I
SAN DIEGO, CA 92109
619-770-8552

DESIGNER OF RECORD

A/E:
DAVENERGY SOLUTIONS
2207 GARNET AVE, SUITE I
SAN DIEGO, CA 92109
619-770-8552

STAMP

PROFESSIONAL ENGINEER
JUSTIN M. MILLENDER
M 41762
MECHANICAL
STATE OF CALIFORNIA
05/04/2026

Office of Construction and Facilities Management

VA U.S. Department of Veterans Affairs

Drawing Title: SUBBASEMENT CONDENSATE LATERAL PIPING NEW WORK - EAST

Approver

Phase: BID SET

-

Project Title: REPLACE AND EXPAND CHILLED WATER INFRASTRUCTURE, BUILDING 1 AND OPC

Location: FRESNO VA HOSPITAL
2615 E CLINTON AVE, FRESNO, CA 93703

Issue Date: 05/04/2026
Checked: JMM
Drawn: JM

Project Number: 570-20-308
Building Number:
Drawing Number: MP101B-3

VA FORM 08 - 6231

Autodesk Docs://222010 VA Fresno Chilled Water Infrastructure/570-20-308 VA CA Fresno Chilled Water Infrastructure_MECH-R23.rvt
5/3/2026 5:10:21 PM



1 SUBBASEMENT CONDENSATE RISER NEW WORK - WEST
1/8" = 1'-0"

SHEET NOTES:

1. PIPE SIZES FOR OPC PIPING WILL BE DETERMINED AFTER THE TERMINAL UNITS IN THE AREA ARE VERIFIED.
2. DRAWINGS ARE DIAGRAMMATIC IN NATURE. IT IS THE RESPONSIBILITY OF CONTRACTOR TO VERIFY EXISTING PIPING AND EQUIPMENT LOCATIONS. REPORT ANY DISCREPANCIES BETWEEN PLANS AND SITE CONDITIONS TO A/E. CONTRACTOR SHALL COORDINATE INSTALLATION ROUTING WITH ALL OTHER TRADES AND EXISTING CONDITIONS.
3. NEW PIPE INSULATION SHALL COMPLY WITH SPECIFICATION SECTION 23 07 11. COORDINATE PIPE ROUTING AND CLEARANCES WITH ALL DISCIPLINES ACCORDINGLY.

KEY NOTES:

KEY PLAN

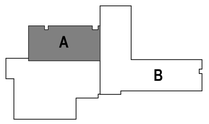

BID SET	05/04/2026
Revisions:	Date:

CONSULTANT

DAVENERGY SOLUTIONS
2207 GARNET AVE, SUITE I
SAN DIEGO, CA 92109
619-770-8552

DESIGNER OF RECORD

A/E:
DAVENERGY SOLUTIONS
2207 GARNET AVE, SUITE I
SAN DIEGO, CA 92109
619-770-8552

STAMP

PROFESSIONAL ENGINEER JUSTIN M. MILLER M 41762 MECHANICAL STATE OF CALIFORNIA
05/04/2026

Office of Construction and Facilities Management

VA U.S. Department of Veterans Affairs

Drawing Title	Phase	Project Title	Project Number
SUBBASEMENT CONDENSATE RISER NEW WORK- WEST	BID SET	REPLACE AND EXPAND CHILLED WATER INFRASTRUCTURE, BUILDING 1 AND OPC	570-20-308
Approved: Approver	-	Location: FRESNO VA HOSPITAL, 2615 E CLINTON AVE, FRESNO, CA 93703	Building Number
		Issue Date: 05/04/2026 / Checked: JMM / Drawn: JM	Drawing Number: MP101A-4

VA FORM 08 - 6231

Autodesk Docs://222010 VA Fresno Chilled Water Infrastructure/570-20-308 VA CA Fresno Chilled Water Infrastructure_MECH-R23.rvt
5/3/2026 5:10:23 PM

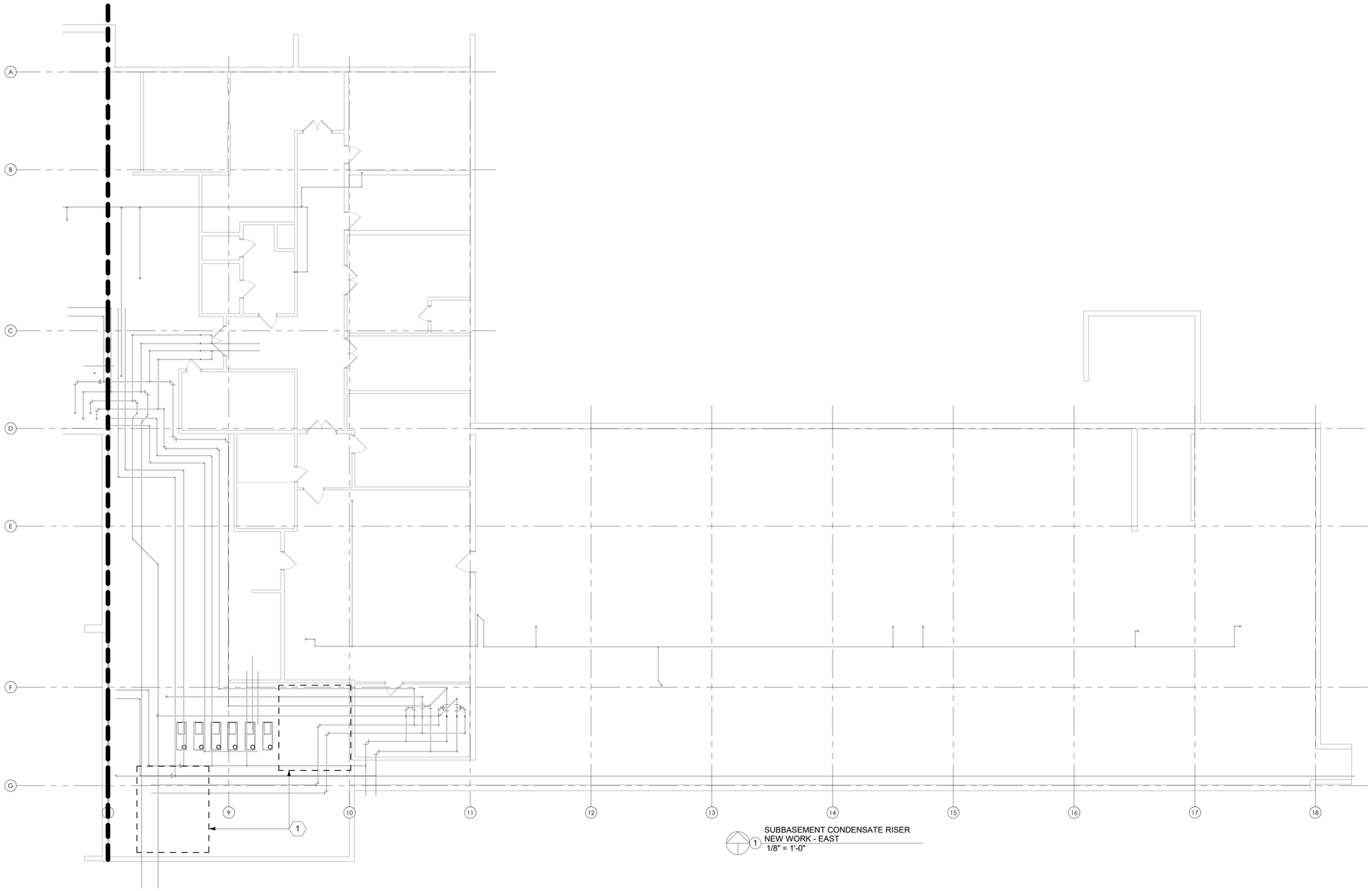

1 SUBBASEMENT CONDENSATE RISER NEW WORK - EAST
1/8" = 1'-0"

SHEET NOTES:

1. PIPE SIZES FOR OPC PIPING WILL BE DETERMINED AFTER THE TERMINAL UNITS IN THE AREA ARE VERIFIED.
2. DRAWINGS ARE DIAGRAMMATIC IN NATURE. IT IS THE RESPONSIBILITY OF CONTRACTOR TO VERIFY EXISTING PIPING AND EQUIPMENT LOCATIONS. REPORT ANY DISCREPANCIES BETWEEN PLANS AND SITE CONDITIONS TO A/E. CONTRACTOR SHALL COORDINATE INSTALLATION ROUTING WITH ALL OTHER TRADES AND EXISTING CONDITIONS.
3. NEW PIPE INSULATION SHALL COMPLY WITH SPECIFICATION SECTION 23 07 11. COORDINATE PIPE ROUTING AND CLEARANCES WITH ALL DISCIPLINES ACCORDINGLY.

KEY NOTES:

1. HEAT EXCHANGER AND TWO PUMPS BEING ADDED IN THIS LOCATION. SEE PROJECT 570-17-207 FRESNO SPS/LOGISTICS RENOVATION FOR MORE INFORMATION.

KEY PLAN

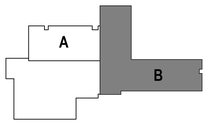

BID SET	05/04/2026
Revisions:	Date:

CONSULTANT

DAVENERGY SOLUTIONS
2207 GARNET AVE, SUITE I
SAN DIEGO, CA 92109
619-770-8552

DESIGNER OF RECORD

A/E:
DAVENERGY SOLUTIONS
2207 GARNET AVE, SUITE I
SAN DIEGO, CA 92109
619-770-8552

STAMP

PROFESSIONAL ENGINEER
JUSTIN M. MILLER
M 41762
MECHANICAL
STATE OF CALIFORNIA
05/04/2026

Office of Construction and Facilities Management

VA U.S. Department of Veterans Affairs

Drawing Title	Phase	Project Title	Project Number
SUBBASEMENT CONDENSATE RISER NEW WORK - EAST	BID SET	REPLACE AND EXPAND CHILLED WATER INFRASTRUCTURE, BUILDING 1 AND OPC	570-20-308
			Building Number
Approved: Approver	-	Location: FRESNO VA HOSPITAL, 2615 E CLINTON AVE, FRESNO, CA 93703	Drawing Number: MP101B-4
		Issue Date: 05/04/2026 · Checked: JMM · Drawn: JM	

VA FORM 08 - 6231

Autodesk Docs://222010 VA Fresno Chilled Water Infrastructure/570-20-308 VA CA Fresno Chilled Water Infrastructure_MECH-R23.rvt
5/3/2026 5:10:25 PM



1 SUBBASEMENT CONDENSATE RISER DEMOLITION PLAN - WEST
1/8" = 1'-0"

SHEET NOTES:

1. DRAWINGS ARE DIAGRAMMATIC IN NATURE. IT IS THE RESPONSIBILITY OF THE CONTRACTOR(S) TO VERIFY EXISTING DUCTWORK, PIPING AND EQUIPMENT LOCATIONS. REPORT ANY DISCREPANCIES BETWEEN PLANS AND SITE CONDITIONS TO A/E. CONTRACTOR SHALL COORDINATE WITH ALL OTHER TRADES AND EXISTING CONDITIONS.
2. DUCTWORK AND PIPING SIZES SHOWN ARE BEST INTERPRETATION OF AVAILABLE DATA. CONTRACTOR TO VERIFY PIPE SIZES DURING COURSE OF WORK, AND REPORT ANY DISCREPANCIES BETWEEN PLANS AND SITE CONDITIONS.
3. PHASING PLAN IS REQUIRED TO BE SUBMITTED FOR REVIEW AND APPROVAL BY THE AE AND VA COR. NO DEMOLITION IS TO OCCUR UNTIL THE SUBMITTAL IS APPROVED BY THE VA COR.
4. ALL OUTAGES AND WORK PLANS REQUIRE MINIMUM 14 CALENDAR DAYS REVIEW AND APPROVAL BY THE VA COR AND FRESNO VAMC.
5. WORK IS TO BE COMPLETED TO MINIMIZE IMPACTS TO VETERAN CARE AND TO PREVENT SYSTEM OUTAGES.

KEY NOTES:

1. CRAWLSPACE AREA; CONFINED SPACE PERMIT REQUIRED FOR WORK IN THIS AREA.

KEY PLAN

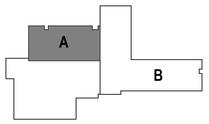

BID SET	05/04/2026
Revisions:	Date:

CONSULTANT

DAVENERGY SOLUTIONS
2207 GARNET AVE, SUITE I
SAN DIEGO, CA 92109
619-770-8552

DESIGNER OF RECORD

A/E:
DAVENERGY SOLUTIONS
2207 GARNET AVE, SUITE I
SAN DIEGO, CA 92109
619-770-8552

STAMP

05/04/2026

Office of Construction and Facilities Management

VA U.S. Department of Veterans Affairs

Drawing Title: SUBBASEMENT CONDENSATE RISER DEMOLITION - WEST

Approved: Approver

Phase: BID SET

-

Project Title: REPLACE AND EXPAND CHILLED WATER INFRASTRUCTURE, BUILDING 1 AND OPC

Location: FRESNO VA HOSPITAL, 2615 E CLINTON AVE, FRESNO, CA 93703

Issue Date: 05/04/2026 | Checked: JMM | Drawn: JM

Project Number: 570-20-308

Building Number: 1

Drawing Number: MD101A-3

VA FORM 08 - 6231

Autodesk Docs://22201/0 VA Fresno Chilled Water Infrastructure/570-20-308 VA CA Fresno Chilled Water Infrastructure_MECH-R23.rvt 5/3/2026 5:10:27 PM

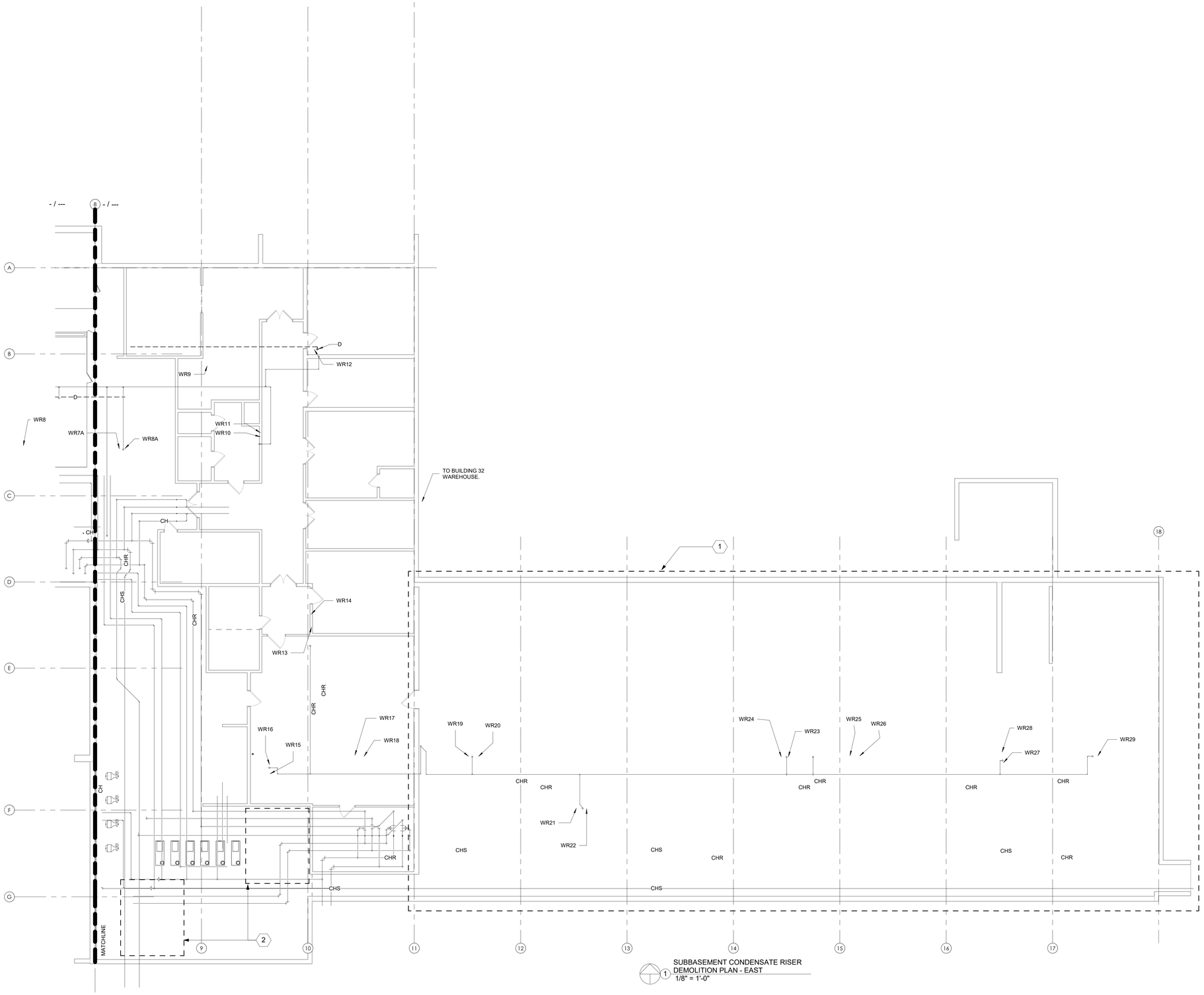

1 SUBBASEMENT CONDENSATE RISER DEMOLITION PLAN - EAST
1/8" = 1'-0"

SHEET NOTES:

1. DRAWINGS ARE DIAGRAMMATIC IN NATURE. IT IS THE RESPONSIBILITY OF THE CONTRACTOR(S) TO VERIFY EXISTING DUCTWORK, PIPING AND EQUIPMENT LOCATIONS. REPORT ANY DISCREPANCIES BETWEEN PLANS AND SITE CONDITIONS TO A/E. CONTRACTOR SHALL COORDINATE WITH ALL OTHER TRADES AND EXISTING CONDITIONS.
2. DUCTWORK AND PIPING SIZES SHOWN ARE BEST INTERPRETATION OF AVAILABLE DATA. CONTRACTOR TO VERIFY PIPE SIZES DURING COURSE OF WORK, AND REPORT ANY DISCREPANCIES BETWEEN PLANS AND SITE CONDITIONS.
3. PHASING PLAN IS REQUIRED TO BE SUBMITTED FOR REVIEW AND APPROVAL BY THE AE AND VA COR. NO DEMOLITION IS TO OCCUR UNTIL THE SUBMITTAL IS APPROVED BY THE VA COR.
4. ALL OUTAGES AND WORK PLANS REQUIRE MINIMUM 14 CALENDAR DAYS REVIEW AND APPROVAL BY THE VA COR AND FRESNO VAMC.
5. WORK IS TO BE COMPLETED TO MINIMIZE IMPACTS TO VETERAN CARE AND TO PREVENT SYSTEM OUTAGES.

KEY NOTES:

1. CRAWLSPACE AREA; CONFINED SPACE PERMIT REQUIRED FOR WORK IN THIS AREA.
2. HEAT EXCHANGER AND TWO PUMPS BEING ADDED IN THIS LOCATION. SEE PROJECT 570-17-207 FRESNO SPS/LOGISTICS RENOVATION FOR MORE INFORMATION.

KEY PLAN

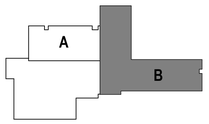

BID SET	05/04/2026
Revisions:	Date:

CONSULTANT

DAVENERGY SOLUTIONS
2207 GARNET AVE, SUITE I
SAN DIEGO, CA 92109
619-770-8552

DESIGNER OF RECORD

A/E:
DAVENERGY SOLUTIONS
2207 GARNET AVE, SUITE I
SAN DIEGO, CA 92109
619-770-8552

STAMP

PROFESSIONAL ENGINEER JUSTIN M. MILLER M 41762 MECHANICAL STATE OF CALIFORNIA 05/04/2026

Office of Construction and Facilities Management

VA U.S. Department of Veterans Affairs

Drawing Title: SUBBASEMENT CONDENSATE RISER DEMOLITION - EAST	Phase: BID SET	Project Title: REPLACE AND EXPAND CHILLED WATER INFRASTRUCTURE, BUILDING 1 AND OPC	Project Number: 570-20-308
			Building Number: 1
Approved: Approver	-	Location: FRESNO VA HOSPITAL, 2615 E CLINTON AVE, FRESNO, CA 93703	Drawing Number: MD101B-3
		Issue Date: 05/04/2026 · Checked: JMM · Drawn: JM	

VA FORM 08 - 6231

Autodesk Docs://222010 VA Fresno Chilled Water Infrastructure/570-20-308 VA CA Fresno Chilled Water Infrastructure_MECH-R23.rvt 5/3/2026 5:10:29 PM

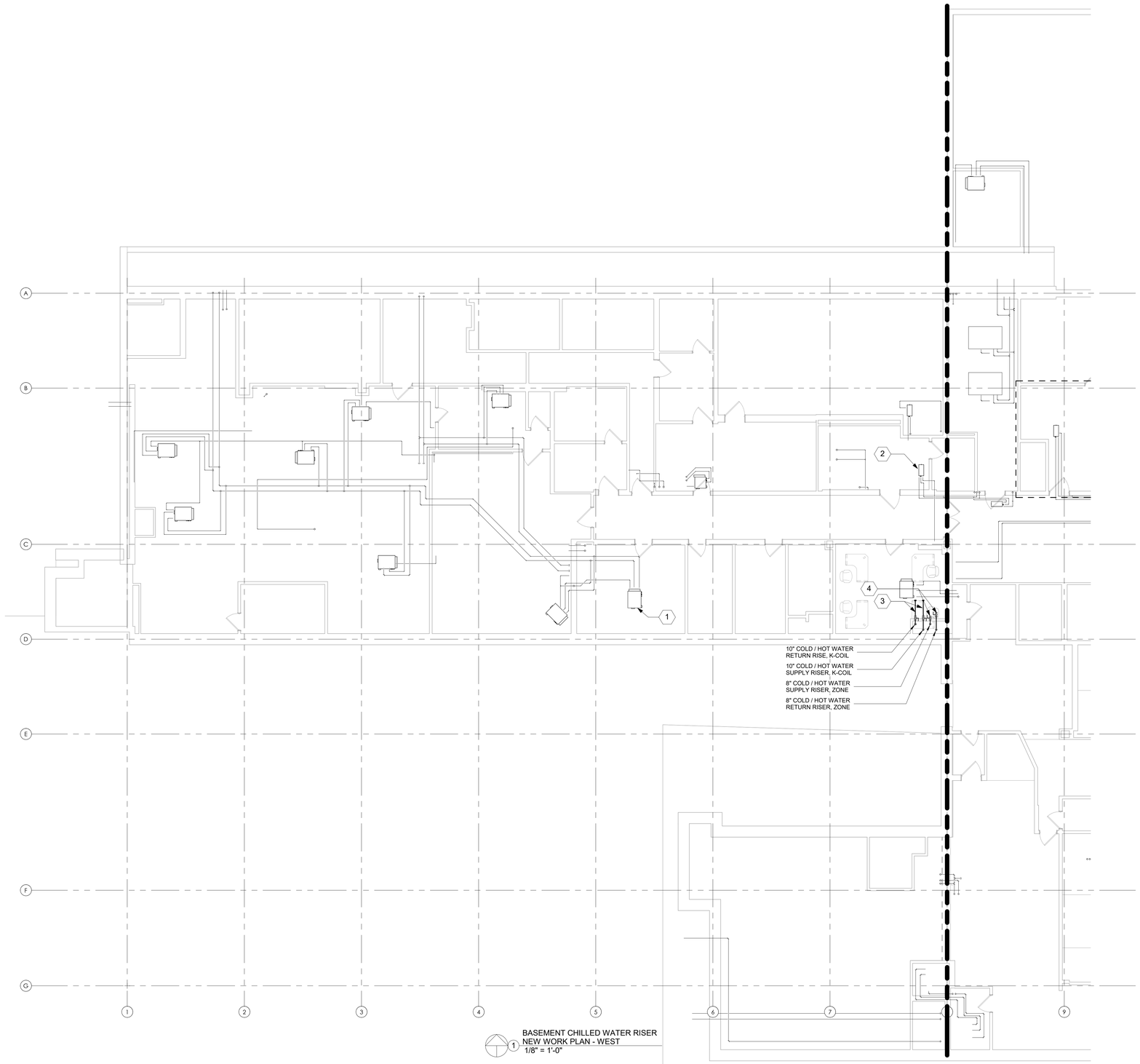

BASEMENT CHILLED WATER RISER NEW WORK PLAN - WEST
1/8" = 1'-0"

SHEET NOTES:

1. PIPE SIZES FOR OPC PIPING WILL BE DETERMINED AFTER THE TERMINAL UNITS IN THE AREA ARE VERIFIED.
2. DRAWINGS ARE DIAGRAMMATIC IN NATURE. IT IS THE RESPONSIBILITY OF CONTRACTOR TO VERIFY EXISTING PIPING AND EQUIPMENT LOCATIONS. REPORT ANY DISCREPANCIES BETWEEN PLANS AND SITE CONDITIONS TO A/E. CONTRACTOR SHALL COORDINATE INSTALLATION ROUTING WITH ALL OTHER TRADES AND EXISTING CONDITIONS.
3. NEW PIPE INSULATION SHALL COMPLY WITH SPECIFICATION SECTION 23 07 11. COORDINATE PIPE ROUTING AND CLEARANCES WITH ALL DISCIPLINES ACCORDINGLY.

KEY NOTES:

1. EXISTING 2-PIPE DUAL TEMPERATURE FAN COIL UNIT DESIGNATED WITH THIS SYMBOL, TYPICAL.
2. EXISTING DUAL TEMPERATURE DUCT COIL DESIGNATED WITH THIS SYMBOL, TYPICAL.
3. PROVIDE ISOLATION VALVE AND CAP PIPE ABOVE CEILING FOR FUTURE CONNECTION AS PART OF FUTURE PROJECTS.
4. INSTALL PIPE ABOVE CEILING. PROVIDE ISOLATION VALVE AND PREPARE FOR CONNECTION ON A FUTURE PHASE OF THIS PROJECT.

KEY PLAN

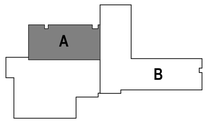

BID SET	05/04/2026
Revisions:	Date:

CONSULTANT

DAVENERGY SOLUTIONS
2207 GARNET AVE, SUITE I
SAN DIEGO, CA 92109
619-770-8552

DESIGNER OF RECORD

A/E:
DAVENERGY SOLUTIONS
2207 GARNET AVE, SUITE I
SAN DIEGO, CA 92109
619-770-8552

STAMP

PROFESSIONAL ENGINEER
JUSTIN M. MILLENDER
M 41762
MECHANICAL
STATE OF CALIFORNIA
05/04/2026

Office of Construction and Facilities Management

VA U.S. Department of Veterans Affairs

Drawing Title: BASEMENT CHILLED WATER RISER NEW WORK - WEST	Phase: BID SET	Project Title: REPLACE AND EXPAND CHILLED WATER INFRASTRUCTURE, BUILDING 1 AND OPC	Project Number: 570-20-308
Approved: Approver	-	Location: FRESNO VA HOSPITAL, 2615 E CLINTON AVE, FRESNO, CA 93703	Building Number:
		Issue Date: 05/04/2026 / Checked: JMM / Drawn: JM	Drawing Number: MP102A-1

VA FORM 08 - 6231

Autodesk Docs://222010 VA Fresno Chilled Water Infrastructure/570-20-308 VA CA Fresno Chilled Water Infrastructure_MECH-R23.rvt
5/3/2026 5:10:31 PM

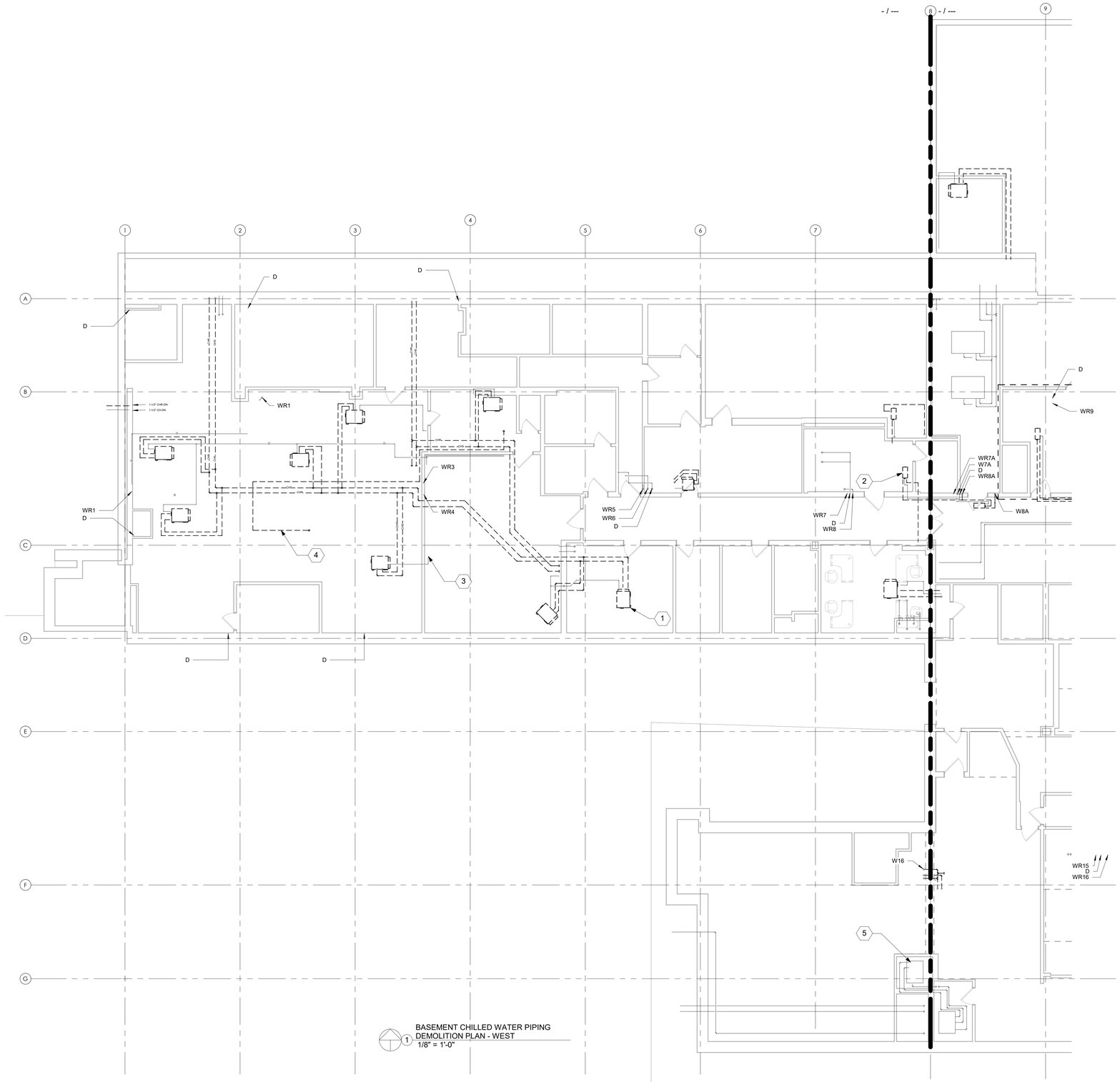

1 BASEMENT CHILLED WATER PIPING DEMOLITION PLAN - WEST
1/8" = 1'-0"

SHEET NOTES:

1. DRAWINGS ARE DIAGRAMMATIC IN NATURE. IT IS THE RESPONSIBILITY OF THE CONTRACTOR(S) TO VERIFY EXISTING DUCTWORK, PIPING AND EQUIPMENT LOCATIONS. REPORT ANY DISCREPANCIES BETWEEN PLANS AND SITE CONDITIONS TO A/E. CONTRACTOR SHALL COORDINATE WITH ALL OTHER TRADES AND EXISTING CONDITIONS.
2. DUCTWORK AND PIPING SIZES SHOWN ARE BEST INTERPRETATION OF AVAILABLE DATA. CONTRACTOR TO VERIFY PIPE SIZES DURING COURSE OF WORK, AND REPORT ANY DISCREPANCIES BETWEEN PLANS AND SITE CONDITIONS.
3. PHASING PLAN IS REQUIRED TO BE SUBMITTED FOR REVIEW AND APPROVAL BY THE AE AND VA COR. NO DEMOLITION IS TO OCCUR UNTIL THE SUBMITTAL IS APPROVED BY THE VA COR.
4. ALL OUTAGES AND WORK PLANS REQUIRE MINIMUM 14 CALENDAR DAYS REVIEW AND APPROVAL BY THE VA COR AND FRESNO VAMC.
5. WORK IS TO BE COMPLETED TO MINIMIZE IMPACTS TO VETERAN CARE AND TO PREVENT SYSTEM OUTAGES.

KEY NOTES:

1. 2-PIPE DUAL TEMPERATURE FAN COIL UNIT DESIGNATED WITH THIS SYMBOL, TYPICAL.
2. DUAL TEMPERATURE DUCT COIL DESIGNATED WITH THIS SYMBOL, TYPICAL.
3. DRAIN TO FLOOR SINK.
4. ABANDONED PIPE, CONTRACTOR TO REMOVE AND CAP AT FLOOR PENETRATION.
5. EXISTING UNIT AND ASSOCIATED PIPING TO REMAIN.

KEY PLAN

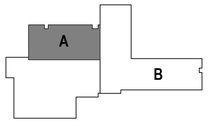

BID SET	05/04/2026
Revisions:	Date:

CONSULTANT

DAVENERGY SOLUTIONS
2207 GARNET AVE, SUITE I
SAN DIEGO, CA 92109
619-770-8552

DESIGNER OF RECORD

A/E:
DAVENERGY SOLUTIONS
2207 GARNET AVE, SUITE I
SAN DIEGO, CA 92109
619-770-8552

STAMP

05/04/2026

Office of Construction and Facilities Management

VA U.S. Department of Veterans Affairs

Drawing Title: BASEMENT CHILLED WATER PIPING DEMOLITION - WEST

Approved: Approver

Phase: BID SET

-

Project Title: REPLACE AND EXPAND CHILLED WATER INFRASTRUCTURE, BUILDING 1 AND OPC

Location: FRESNO VA HOSPITAL, 2615 E CLINTON AVE, FRESNO, CA 93703

Issue Date: 05/04/2026 | Checked: JMM | Drawn: JM

Project Number: 570-20-308

Building Number:

Drawing Number: MD102A-1

Autodesk Docs://22/2010 VA Fresno Chilled Water Infrastructure/570-20-308 VA CA Fresno Chilled Water Infrastructure_MECH-R23.rvt 5/3/2026 5:10:33 PM

VA FORM 08 - 6231

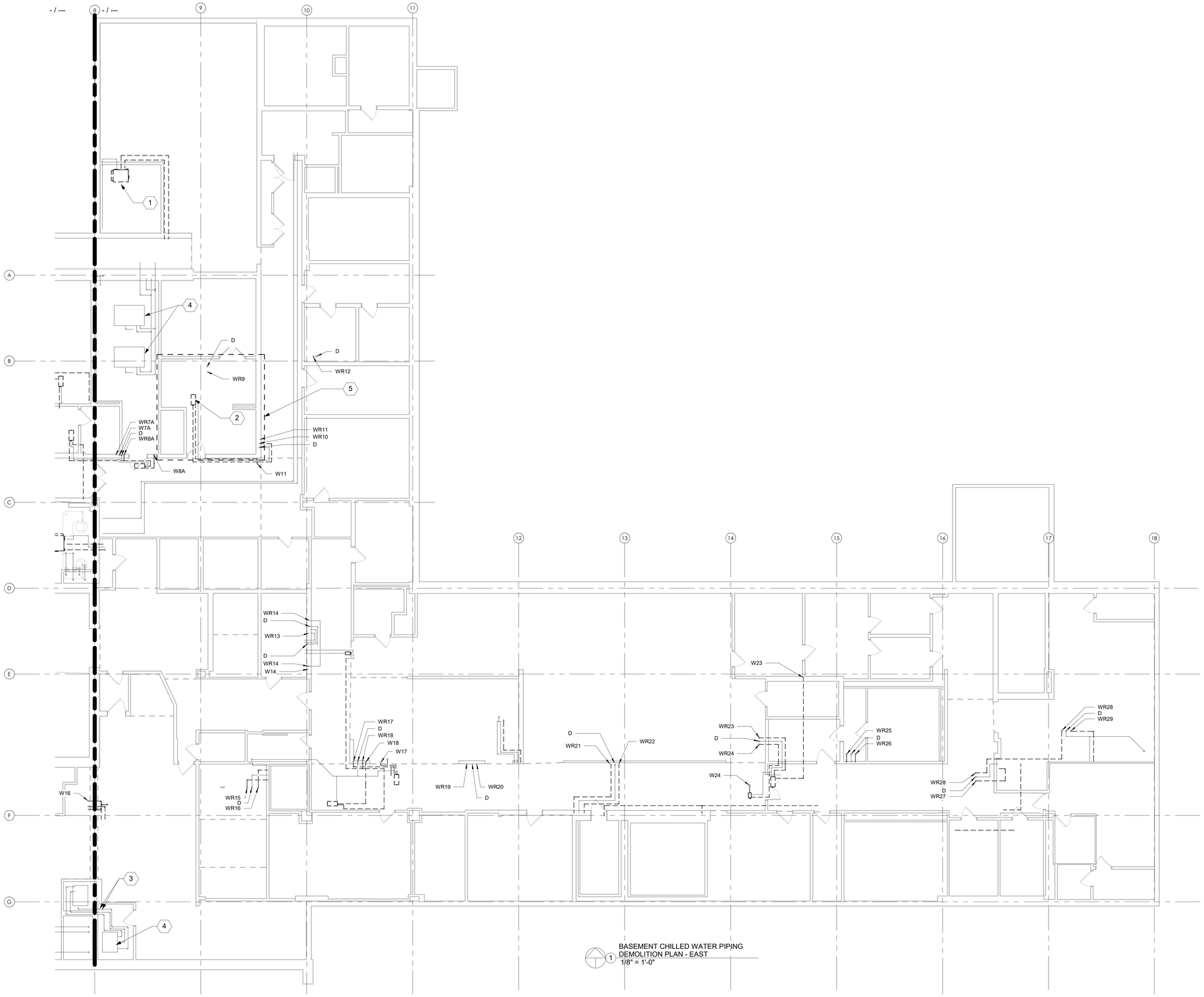

1 BASEMENT CHILLED WATER PIPING DEMOLITION PLAN - EAST
1/8" = 1'-0"

SHEET NOTES:

1. DRAWINGS ARE DIAGRAMMATIC IN NATURE. IT IS THE RESPONSIBILITY OF THE CONTRACTOR(S) TO VERIFY EXISTING DUCTWORK, PIPING AND EQUIPMENT LOCATIONS. REPORT ANY DISCREPANCIES BETWEEN PLANS AND SITE CONDITIONS TO A/E. CONTRACTOR SHALL COORDINATE WITH ALL OTHER TRADES AND EXISTING CONDITIONS.
2. DUCTWORK AND PIPING SIZES SHOWN ARE BEST INTERPRETATION OF AVAILABLE DATA. CONTRACTOR TO VERIFY PIPE SIZES DURING COURSE OF WORK, AND REPORT ANY DISCREPANCIES BETWEEN PLANS AND SITE CONDITIONS.
3. PHASING PLAN IS REQUIRED TO BE SUBMITTED FOR REVIEW AND APPROVAL BY THE AE AND VA COR. NO DEMOLITION IS TO OCCUR UNTIL THE SUBMITTAL IS APPROVED BY THE VA COR.
4. ALL OUTAGES AND WORK PLANS REQUIRE MINIMUM 14 CALENDAR DAYS REVIEW AND APPROVAL BY THE VA COR AND FRESNO VAMC.
5. WORK IS TO BE COMPLETED TO MINIMIZE IMPACTS TO VETERAN CARE AND TO PREVENT SYSTEM OUTAGES.

KEY NOTES:

1. 2-PIPE DUAL TEMPERATURE FAN COIL UNIT DESIGNATED WITH THIS SYMBOL, TYPICAL.
2. DUAL TEMPERATURE DUCT COIL DESIGNATED WITH THIS SYMBOL, TYPICAL.
3. DRAIN TO FLOOR SINK.
4. EXISTING UNIT AND ASSOCIATED PIPING TO REMAIN.
5. AREA TO BE RENOVATED WITH PROJECT 570-20-700 FRESNO VAMC EHRM INFRASTRUCTURE UPGRADE PROJECT. CONTRACTOR TO CONFIRM WITH COR ANY NEW CHILLED WATER CONNECTIONS AND NECESSARY DEMOLITION OF EXISTING CHILLED WATER RISERS.

KEY PLAN

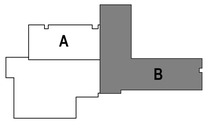

BID SET	05/04/2026
Revisions:	Date:

CONSULTANT

DAVENERGY SOLUTIONS
2207 GARNET AVE, SUITE I
SAN DIEGO, CA 92109
619-770-8552

DESIGNER OF RECORD

A/E:
DAVENERGY SOLUTIONS
2207 GARNET AVE, SUITE I
SAN DIEGO, CA 92109
619-770-8552

STAMP

PROFESSIONAL ENGINEER
JUSTIN M. MILLEKER
M 43787
MECHANICAL
STATE OF CALIFORNIA
05/04/2026

Office of Construction and Facilities Management

VA U.S. Department of Veterans Affairs

Drawing Title: BASEMENT CHILLED WATER PIPING DEMOLITION - EAST	Phase: BID SET	Project Title: REPLACE AND EXPAND CHILLED WATER INFRASTRUCTURE, BUILDING 1 AND OPC	Project Number: 570-20-308
			Building Number:
Approved: Approver	-	Location: FRESNO VA HOSPITAL, 2615 E CLINTON AVE, FRESNO, CA 93703	Drawing Number: MD102B-1
		Issue Date: 05/04/2026 · Checked: JMM · Drawn: JM	

VA FORM 08 - 6231

Autodesk Docs://220610 VA Fresno Chilled Water Infrastructure/570-20-308 VA CA Fresno Chilled Water Infrastructure_MECH-R23.rvt
5/3/2026 5:10:36 PM

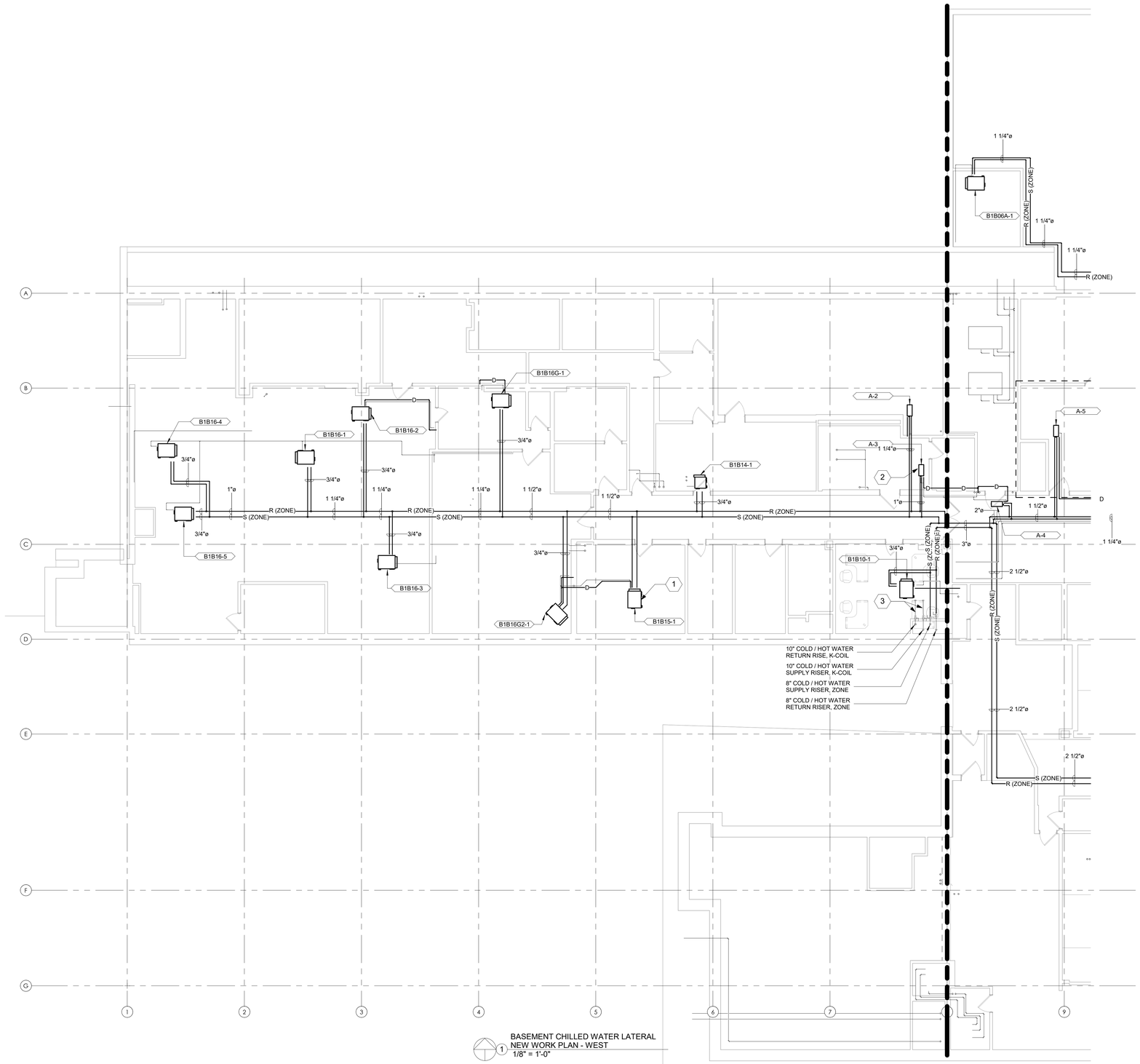

1 BASEMENT CHILLED WATER LATERAL
NEW WORK PLAN - WEST
1/8" = 1'-0"

SHEET NOTES:

1. PIPE SIZES FOR OPC PIPING WILL BE DETERMINED AFTER THE TERMINAL UNITS IN THE AREA ARE VERIFIED.
2. DRAWINGS ARE DIAGRAMMATIC IN NATURE. IT IS THE RESPONSIBILITY OF CONTRACTOR TO VERIFY EXISTING PIPING AND EQUIPMENT LOCATIONS. REPORT ANY DISCREPANCIES BETWEEN PLANS AND SITE CONDITIONS TO A/E. CONTRACTOR SHALL COORDINATE INSTALLATION ROUTING WITH ALL OTHER TRADES AND EXISTING CONDITIONS.
3. NEW PIPE INSULATION SHALL COMPLY WITH SPECIFICATION SECTION 23 07 11. COORDINATE PIPE ROUTING AND CLEARANCES WITH ALL DISCIPLINES ACCORDINGLY.

KEY NOTES:

1. 2-PIPE DUAL TEMPERATURE FAN COIL UNIT DESIGNATED WITH THIS SYMBOL, TYPICAL.
2. DUAL TEMPERATURE DUCT COIL DESIGNATED WITH THIS SYMBOL, TYPICAL.
3. PROVIDE ISOLATION VALVE AND CAP PIPE ABOVE CEILING FOR FUTURE CONNECTION AS PART OF FUTURE PROJECTS.

KEY PLAN

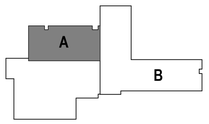

BID SET	05/04/2026
Revisions:	Date:

CONSULTANT

DAVENERGY SOLUTIONS
2207 GARNET AVE, SUITE I
SAN DIEGO, CA 92109
619-770-8552

DAVENERGY SOLUTIONS
ENGINEERING | CONSTRUCTION MANAGEMENT

DESIGNER OF RECORD

A/E:
DAVENERGY SOLUTIONS
2207 GARNET AVE, SUITE I
SAN DIEGO, CA 92109
619-770-8552

DAVENERGY SOLUTIONS
ENGINEERING | CONSTRUCTION MANAGEMENT

STAMP

PROFESSIONAL ENGINEER
JUSTIN M. MULKEY
No. M 41762
MECHANICAL
STATE OF CALIFORNIA
05/04/2026

Office of Construction and Facilities Management

VA U.S. Department of Veterans Affairs

Drawing Title	Phase	Project Title	Project Number
BASEMENT CHILLED WATER LATERAL NEW WORK - WEST	BID SET	REPLACE AND EXPAND CHILLED WATER INFRASTRUCTURE, BUILDING 1 AND OPC	570-20-308
Approved: Approver	-	Location: FRESNO VA HOSPITAL, 2615 E CLINTON AVE, FRESNO, CA 93703	Building Number
		Issue Date: 05/04/2026 · Checked: JMM · Drawn: JM	Drawing Number: MP102A-2

Autodesk Docs://222010 VA Fresno Chilled Water Infrastructure/570-20-308 VA CA Fresno Chilled Water Infrastructure_MECH-R23.rvt
5/3/2026 5:10:39 PM

VA FORM 08 - 6231

1 BASEMENT CHILLED WATER LATERAL NEW WORK PLAN - EAST
1/8" = 1'-0"

SHEET NOTES:

1. PIPE SIZES FOR OPC PIPING WILL BE DETERMINED AFTER THE TERMINAL UNITS IN THE AREA ARE VERIFIED.
2. DRAWINGS ARE DIAGRAMMATIC IN NATURE. IT IS THE RESPONSIBILITY OF CONTRACTOR TO VERIFY EXISTING PIPING AND EQUIPMENT LOCATIONS. REPORT ANY DISCREPANCIES BETWEEN PLANS AND SITE CONDITIONS TO A/E. CONTRACTOR SHALL COORDINATE INSTALLATION ROUTING WITH ALL OTHER TRADES AND EXISTING CONDITIONS.
3. NEW PIPE INSULATION SHALL COMPLY WITH SPECIFICATION SECTION 23 07 11. COORDINATE PIPE ROUTING AND CLEARANCES WITH ALL DISCIPLINES ACCORDINGLY.

KEY NOTES:

1. 2-PIPE DUAL TEMPERATURE FAN COIL UNIT DESIGNATED WITH THIS SYMBOL, TYPICAL.
2. DUAL TEMPERATURE DUCT COIL DESIGNATED WITH THIS SYMBOL, TYPICAL.
3. EXISTING UNIT AND ASSOCIATED PIPING TO REMAIN.
4. AREA TO BE RENOVATED WITH PROJECT 570-20-700 FRESNO VAMC EHRM INFRASTRUCTURE UPGRADE PROJECT. CONTRACTOR TO CONFIRM WITH COR ANY NEW CHILLED WATER CONNECTIONS AND NECESSARY DEMOLITION OF EXISTING CHILLED WATER RISERS.

KEY PLAN

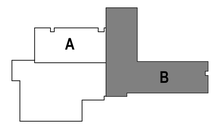

BID SET	05/04/2026
Revisions:	Date:

CONSULTANT

DAVENERGY SOLUTIONS
2207 GARNET AVE, SUITE I
SAN DIEGO, CA 92109
619-770-8552

DESIGNER OF RECORD

A/E:
DAVENERGY SOLUTIONS
2207 GARNET AVE, SUITE I
SAN DIEGO, CA 92109
619-770-8552

STAMP

PROFESSIONAL ENGINEER
JUSTIN M. MILLER
M 41762
MECHANICAL
STATE OF CALIFORNIA
05/04/2026

Office of Construction and Facilities Management

VA U.S. Department of Veterans Affairs

Drawing Title	Phase	Project Title	Project Number
BASEMENT CHILLED WATER LATERAL NEW WORK - EAST	BID SET	REPLACE AND EXPAND CHILLED WATER INFRASTRUCTURE, BUILDING 1 AND OPC	570-20-308
			Building Number
Approved: Approver	-	Location: FRESNO VA HOSPITAL, 2615 E CLINTON AVE, FRESNO, CA 93703	Drawing Number: MP102B-2
		Issue Date: 05/04/2026 · Checked: JMM · Drawn: JM	

VA FORM 08 - 6231

Autodesk Docs://222010 VA Fresno Chilled Water Infrastructure/570-20-308 VA CA Fresno Chilled Water Infrastructure_MECH-R23.rvt
5/3/2026 5:10:43 PM

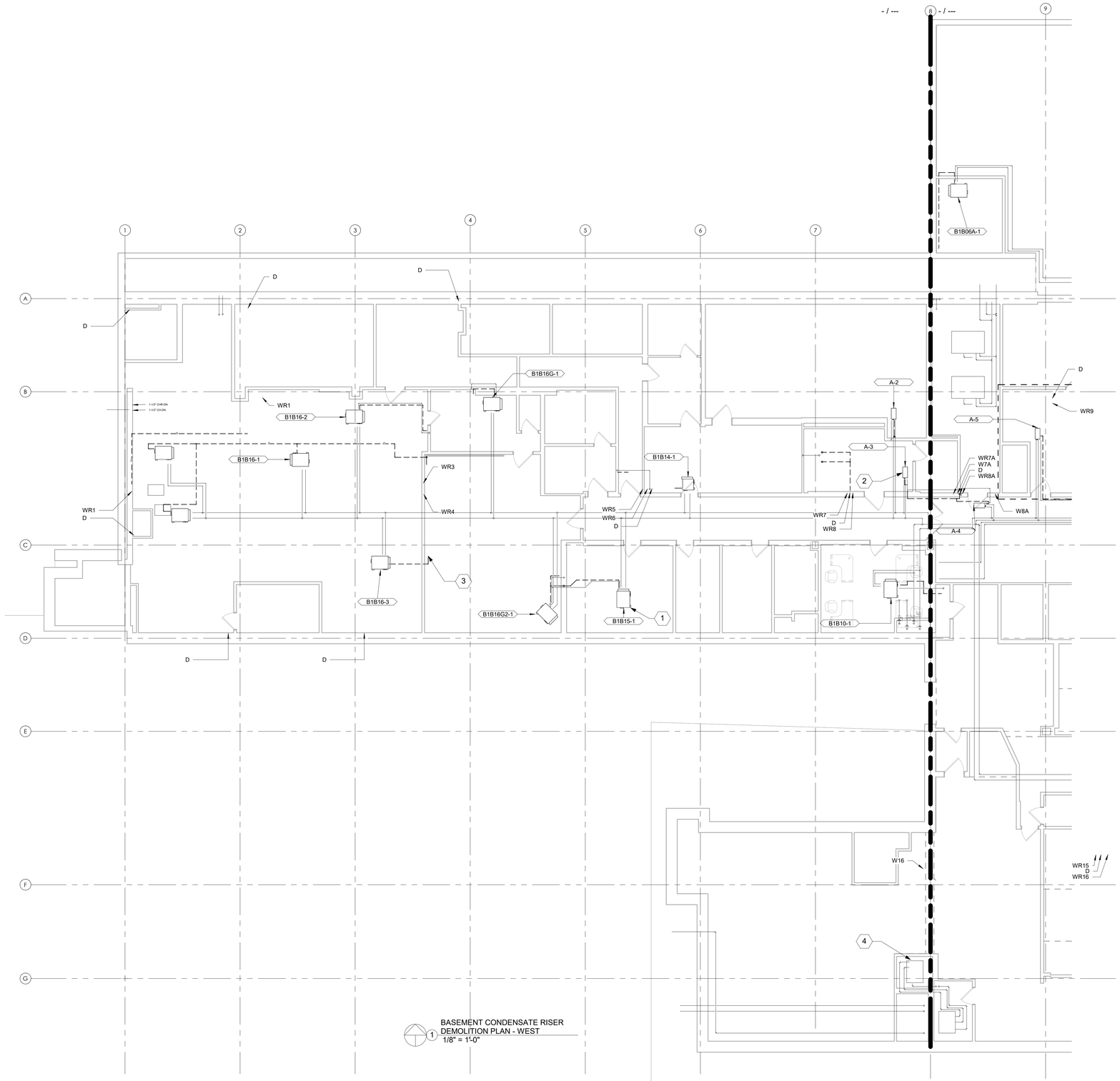

1 BASEMENT CONDENSATE RISER DEMOLITION PLAN - WEST
1/8" = 1'-0"

SHEET NOTES:

1. DRAWINGS ARE DIAGRAMMATIC IN NATURE. IT IS THE RESPONSIBILITY OF THE CONTRACTOR(S) TO VERIFY EXISTING DUCTWORK, PIPING AND EQUIPMENT LOCATIONS. REPORT ANY DISCREPANCIES BETWEEN PLANS AND SITE CONDITIONS TO A/E. CONTRACTOR SHALL COORDINATE WITH ALL OTHER TRADES AND EXISTING CONDITIONS.
2. DUCTWORK AND PIPING SIZES SHOWN ARE BEST INTERPRETATION OF AVAILABLE DATA. CONTRACTOR TO VERIFY PIPE SIZES DURING COURSE OF WORK, AND REPORT ANY DISCREPANCIES BETWEEN PLANS AND SITE CONDITIONS.
3. PHASING PLAN IS REQUIRED TO BE SUBMITTED FOR REVIEW AND APPROVAL BY THE AE AND VA COR. NO DEMOLITION IS TO OCCUR UNTIL THE SUBMITTAL IS APPROVED BY THE VA COR.
4. ALL OUTAGES AND WORK PLANS REQUIRE MINIMUM 14 CALENDAR DAYS REVIEW AND APPROVAL BY THE VA COR AND FRESNO VAMC.
5. WORK IS TO BE COMPLETED TO MINIMIZE IMPACTS TO VETERAN CARE AND TO PREVENT SYSTEM OUTAGES.

KEY NOTES:

1. 2-PIPE DUAL TEMPERATURE FAN COIL UNIT DESIGNATED WITH THIS SYMBOL, TYPICAL.
2. DUAL TEMPERATURE DUCT COIL DESIGNATED WITH THIS SYMBOL, TYPICAL.
3. DRAIN TO FLOOR SINK.
4. EXISTING UNIT AND ASSOCIATED PIPING TO REMAIN.

KEY PLAN

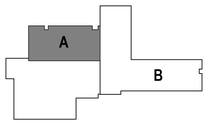

BID SET	05/04/2026
Revisions:	Date:

CONSULTANT

DAVENERGY SOLUTIONS
2207 GARNET AVE, SUITE I
SAN DIEGO, CA 92109
619-770-8552

DESIGNER OF RECORD

A/E:
DAVENERGY SOLUTIONS
2207 GARNET AVE, SUITE I
SAN DIEGO, CA 92109
619-770-8552

STAMP

05/04/2026

Office of Construction and Facilities Management

VA U.S. Department of Veterans Affairs

Drawing Title: BASEMENT CONDENSATE RISER DEMOLITION - WEST

Approved: Approver

Phase: BID SET

-

Project Title: REPLACE AND EXPAND CHILLED WATER INFRASTRUCTURE, BUILDING 1 AND OPC

Location: FRESNO VA HOSPITAL, 2615 E CLINTON AVE, FRESNO, CA 93703

Issue Date: 05/04/2026 | Checked: JMM | Drawn: JM

Project Number: 570-20-308

Building Number:

Drawing Number: MD102A-2

VA FORM 08 - 6231

Autodesk Docs://22/010 VA Fresno Chilled Water Infrastructure/570-20-308 VA CA Fresno Chilled Water Infrastructure_MECH-R23.rvt

5/3/2026 5:10:45 PM

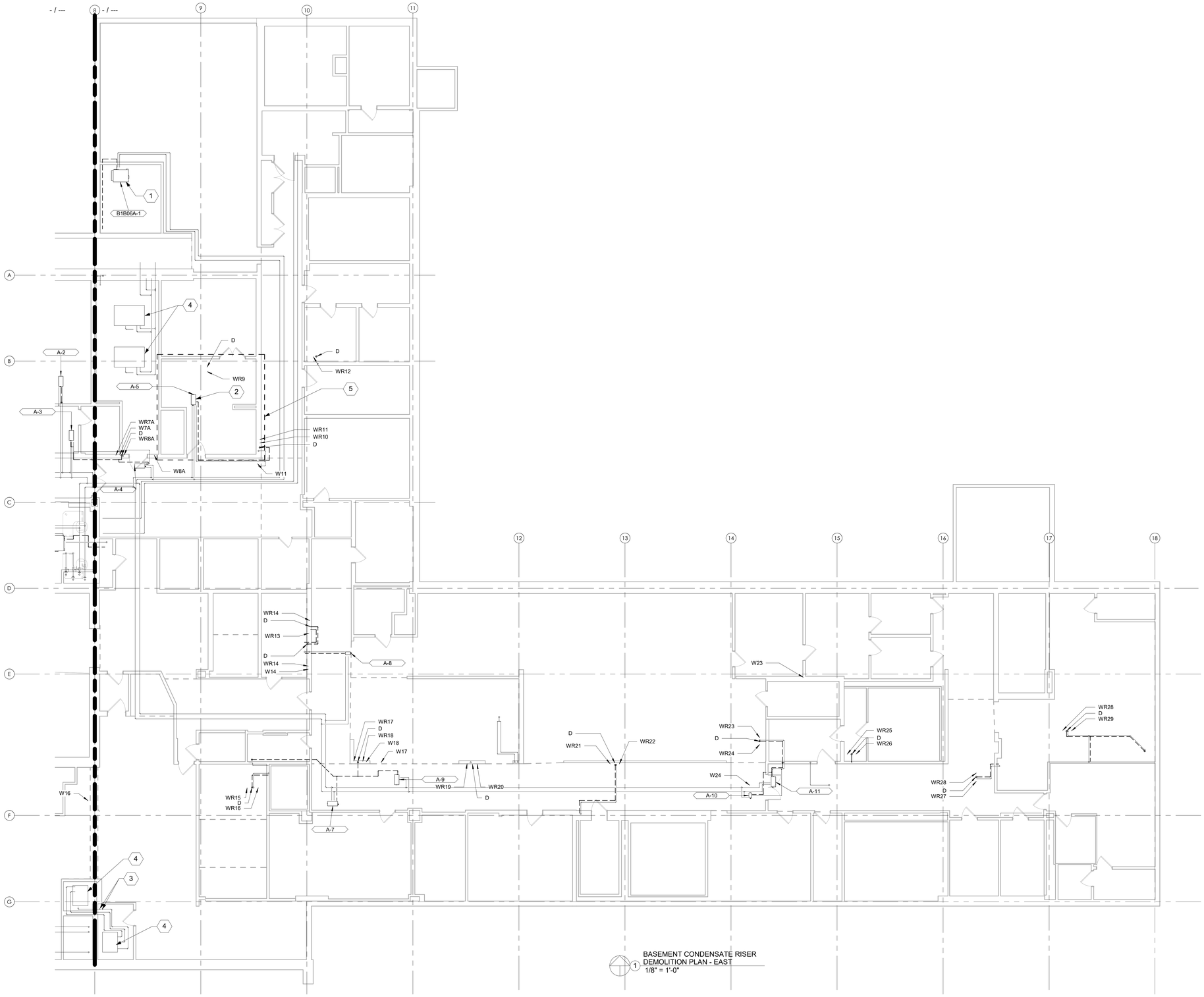

1 BASEMENT CONDENSATE RISER DEMOLITION PLAN - EAST
1/8" = 1'-0"

SHEET NOTES:

1. DRAWINGS ARE DIAGRAMMATIC IN NATURE. IT IS THE RESPONSIBILITY OF THE CONTRACTOR(S) TO VERIFY EXISTING DUCTWORK, PIPING AND EQUIPMENT LOCATIONS. REPORT ANY DISCREPANCIES BETWEEN PLANS AND SITE CONDITIONS TO A/E. CONTRACTOR SHALL COORDINATE WITH ALL OTHER TRADES AND EXISTING CONDITIONS.
2. DUCTWORK AND PIPING SIZES SHOWN ARE BEST INTERPRETATION OF AVAILABLE DATA. CONTRACTOR TO VERIFY PIPE SIZES DURING COURSE OF WORK, AND REPORT ANY DISCREPANCIES BETWEEN PLANS AND SITE CONDITIONS.
3. PHASING PLAN IS REQUIRED TO BE SUBMITTED FOR REVIEW AND APPROVAL BY THE AE AND VA COR. NO DEMOLITION IS TO OCCUR UNTIL THE SUBMITTAL IS APPROVED BY THE VA COR.
4. ALL OUTAGES AND WORK PLANS REQUIRE MINIMUM 14 CALENDAR DAYS REVIEW AND APPROVAL BY THE VA COR AND FRESNO VAMC.
5. WORK IS TO BE COMPLETED TO MINIMIZE IMPACTS TO VETERAN CARE AND TO PREVENT SYSTEM OUTAGES.

KEY NOTES:

1. 2-PIPE DUAL TEMPERATURE FAN COIL UNIT DESIGNATED WITH THIS SYMBOL, TYPICAL.
2. DUAL TEMPERATURE DUCT COIL DESIGNATED WITH THIS SYMBOL, TYPICAL.
3. DRAIN TO FLOOR SINK.
4. EXISTING UNIT AND ASSOCIATED PIPING TO REMAIN.
5. AREA TO BE RENOVATED WITH PROJECT 570-20-700 FRESNO VAMC EHRM INFRASTRUCTURE UPGRADE PROJECT. CONTRACTOR TO CONFIRM WITH COR ANY NEW CHILLED WATER CONNECTIONS AND NECESSARY DEMOLITION OF EXISTING CHILLED WATER RISERS.

KEY PLAN

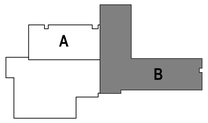

BID SET	05/04/2026
Revisions:	Date:

CONSULTANT

DAVENERGY SOLUTIONS
2207 GARNET AVE, SUITE I
SAN DIEGO, CA 92109
619-770-8552

DESIGNER OF RECORD

A/E:
DAVENERGY SOLUTIONS
2207 GARNET AVE, SUITE I
SAN DIEGO, CA 92109
619-770-8552

STAMP

05/04/2026

Office of Construction and Facilities Management

VA U.S. Department of Veterans Affairs

Drawing Title: BASEMENT CONDENSATE RISER DEMOLITION - EAST	Phase: BID SET	Project Title: REPLACE AND EXPAND CHILLED WATER INFRASTRUCTURE, BUILDING 1 AND OPC	Project Number: 570-20-308
Approved: Approver	-	Location: FRESNO VA HOSPITAL, 2615 E CLINTON AVE, FRESNO, CA 93703	Building Number:
		Issue Date: 05/04/2026 · Checked: JMM · Drawn: JM	Drawing Number: MD102B-2

VA FORM 08 - 6231

Autodesk Docs://220010 VA Fresno Chilled Water Infrastructure/570-20-308 VA CA Fresno Chilled Water Infrastructure_MECH-R23.rvt
5/3/2026 5:10:48 PM

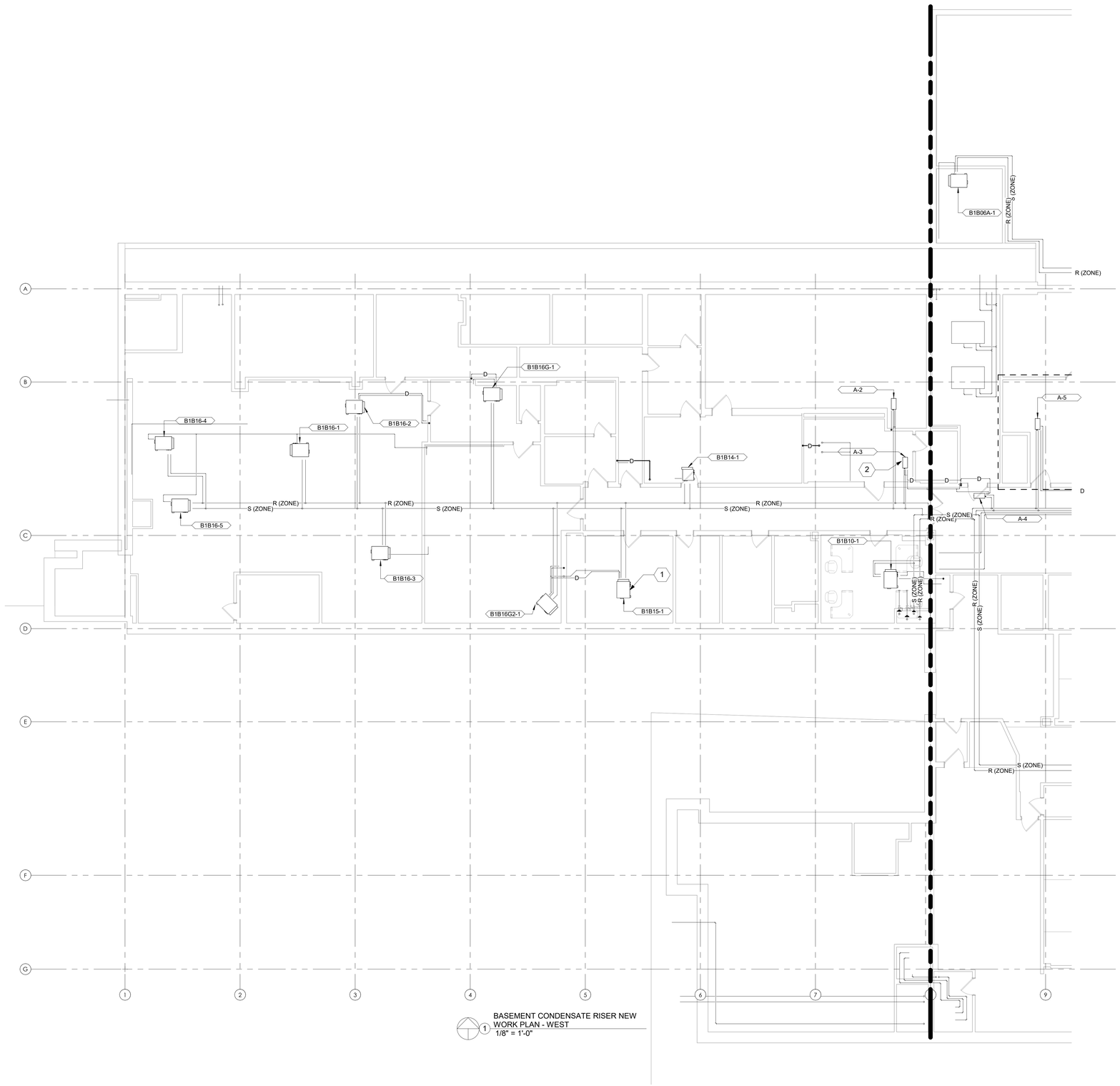

1 BASEMENT CONDENSATE RISER NEW WORK PLAN - WEST
1/8" = 1'-0"

SHEET NOTES:

1. PIPE SIZES FOR OPC PIPING WILL BE DETERMINED AFTER THE TERMINAL UNITS IN THE AREA ARE VERIFIED.
2. DRAWINGS ARE DIAGRAMMATIC IN NATURE. IT IS THE RESPONSIBILITY OF CONTRACTOR TO VERIFY EXISTING PIPING AND EQUIPMENT LOCATIONS. REPORT ANY DISCREPANCIES BETWEEN PLANS AND SITE CONDITIONS TO A/E. CONTRACTOR SHALL COORDINATE INSTALLATION ROUTING WITH ALL OTHER TRADES AND EXISTING CONDITIONS.
3. NEW PIPE INSULATION SHALL COMPLY WITH SPECIFICATION SECTION 23 07 11. COORDINATE PIPE ROUTING AND CLEARANCES WITH ALL DISCIPLINES ACCORDINGLY.

KEY NOTES:

1. EXISTING 2-PIPE DUAL TEMPERATURE FAN COIL UNIT DESIGNATED WITH THIS SYMBOL, TYPICAL.
2. EXISTING DUAL TEMPERATURE DUCT COIL DESIGNATED WITH THIS SYMBOL, TYPICAL.

KEY PLAN

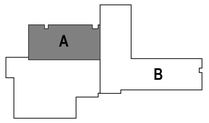

BID SET	05/04/2026
Revisions:	Date:

CONSULTANT

DAVENERGY SOLUTIONS
2207 GARNET AVE, SUITE I
SAN DIEGO, CA 92109
619-770-8552

DESIGNER OF RECORD

A/E:
DAVENERGY SOLUTIONS
2207 GARNET AVE, SUITE I
SAN DIEGO, CA 92109
619-770-8552

STAMP

PROFESSIONAL ENGINEER JUSTIN M. MILLER M 41762 MECHANICAL STATE OF CALIFORNIA
05/04/2026

Office of Construction and Facilities Management

VA U.S. Department of Veterans Affairs

Drawing Title	Phase	Project Title	Project Number
BASEMENT CONDENSATE RISER NEW WORK - WEST	BID SET	REPLACE AND EXPAND CHILLED WATER INFRASTRUCTURE, BUILDING 1 AND OPC	570-20-308
			Building Number
Approved: Approver	-	Location: FRESNO VA HOSPITAL, 2615 E CLINTON AVE, FRESNO, CA 93703	Drawing Number: MP102A-3
		Issue Date: 05/04/2026 · Checked: JMM · Drawn: JM	

VA FORM 08 - 6231

Autodesk Docs://22201O VA Fresno Chilled Water Infrastructure/570-20-308 VA CA Fresno Chilled Water Infrastructure_MECH-R23.rvt
5/3/2026 5:10:50 PM

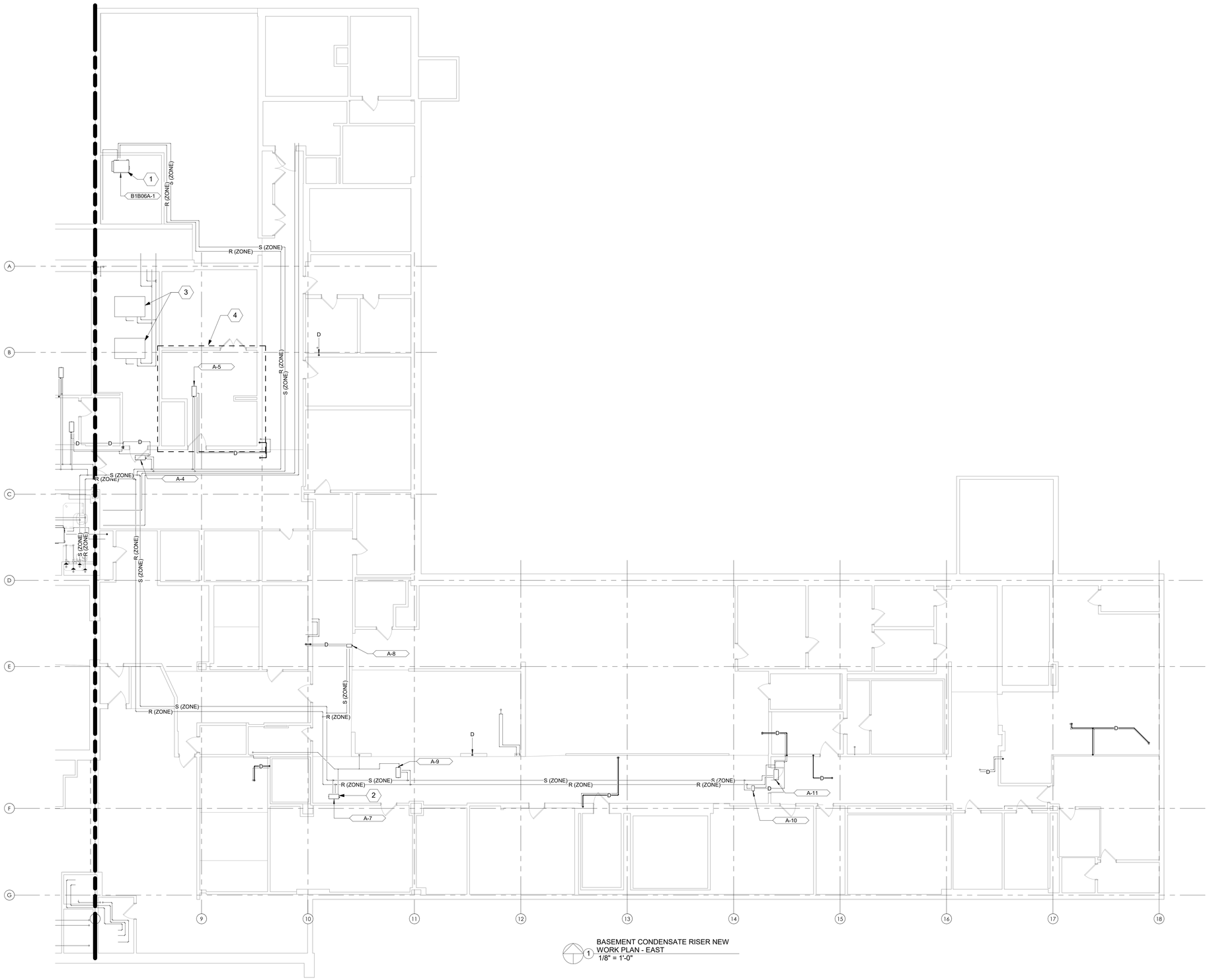

1 BASEMENT CONDENSATE RISER NEW WORK PLAN - EAST
1/8" = 1'-0"

SHEET NOTES:

1. PIPE SIZES FOR OPC PIPING WILL BE DETERMINED AFTER THE TERMINAL UNITS IN THE AREA ARE VERIFIED.
2. DRAWINGS ARE DIAGRAMMATIC IN NATURE. IT IS THE RESPONSIBILITY OF CONTRACTOR TO VERIFY EXISTING PIPING AND EQUIPMENT LOCATIONS. REPORT ANY DISCREPANCIES BETWEEN PLANS AND SITE CONDITIONS TO A/E. CONTRACTOR SHALL COORDINATE INSTALLATION ROUTING WITH ALL OTHER TRADES AND EXISTING CONDITIONS.
3. NEW PIPE INSULATION SHALL COMPLY WITH SPECIFICATION SECTION 23 07 11. COORDINATE PIPE ROUTING AND CLEARANCES WITH ALL DISCIPLINES ACCORDINGLY.

KEY NOTES:

1. EXISTING 2-PIPE DUAL TEMPERATURE FAN COIL UNIT DESIGNATED WITH THIS SYMBOL, TYPICAL.
2. EXISTING DUAL TEMPERATURE DUCT COIL DESIGNATED WITH THIS SYMBOL, TYPICAL.
3. EXISTING UNIT AND ASSOCIATED PIPING TO REMAIN.
4. AREA TO BE RENOVATED WITH PROJECT 570-20-700 FRESNO VAMC EHRM INFRASTRUCTURE UPGRADE PROJECT. CONTRACTOR TO CONFIRM WITH COR ANY NEW CHILLED WATER CONNECTIONS AND NECESSARY DEMOLITION OF EXISTING CHILLED WATER RISERS.

KEY PLAN

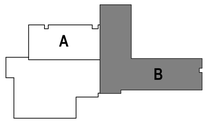

BID SET	05/04/2026
Revisions:	Date:

CONSULTANT

DAVENERGY SOLUTIONS
2207 GARNET AVE, SUITE I
SAN DIEGO, CA 92109
619-770-8552

DESIGNER OF RECORD

A/E:
DAVENERGY SOLUTIONS
2207 GARNET AVE, SUITE I
SAN DIEGO, CA 92109
619-770-8552

STAMP

PROFESSIONAL ENGINEER JUSTIN M. MILLER M 41763 MECHANICAL STATE OF CALIFORNIA
05/04/2026

Office of Construction and Facilities Management

VA U.S. Department of Veterans Affairs

Drawing Title: BASEMENT CONDENSATE RISER NEW WORK - EAST	Phase: BID SET	Project Title: REPLACE AND EXPAND CHILLED WATER INFRASTRUCTURE, BUILDING 1 AND OPC	Project Number: 570-20-308
Approved: Approver	-	Location: FRESNO VA HOSPITAL, 2615 E CLINTON AVE, FRESNO, CA 93703	Building Number:
		Issue Date: 05/04/2026 · Checked: JMM · Drawn: JM	Drawing Number: MP102B-3

VA FORM 08 - 6231

Autodesk Docs://22201/0 VA Fresno Chilled Water Infrastructure/570-20-308 VA CA Fresno Chilled Water Infrastructure_MECH-R23.rvt
5/3/2026 5:10:53 PM

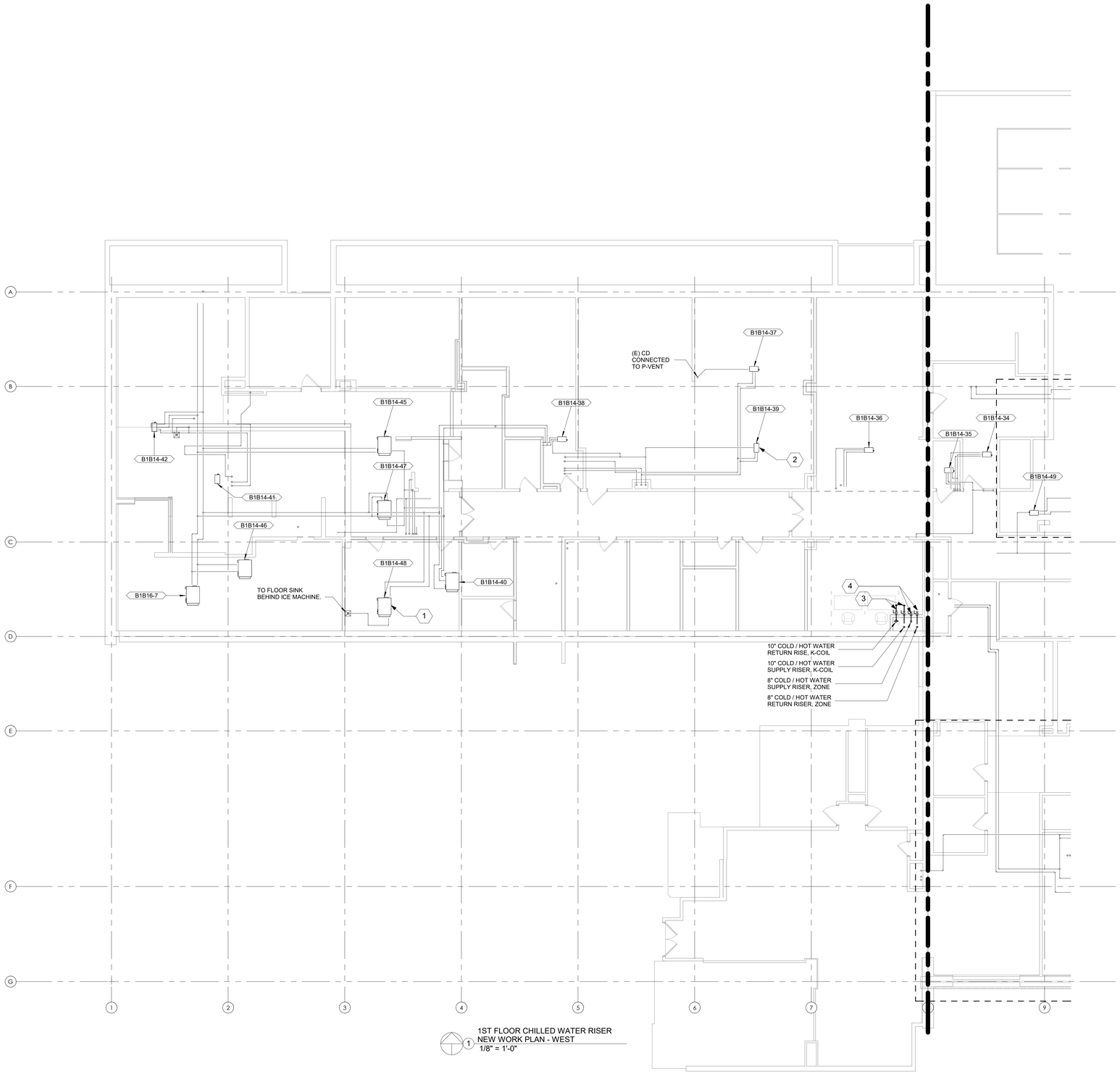

1 1ST FLOOR CHILLED WATER RISER
NEW WORK PLAN - WEST
1/8" = 1'-0"

SHEET NOTES:

1. PIPE SIZES FOR OPC PIPING WILL BE DETERMINED AFTER THE TERMINAL UNITS IN THE AREA ARE VERIFIED.
2. DRAWINGS ARE DIAGRAMMATIC IN NATURE. IT IS THE RESPONSIBILITY OF CONTRACTOR TO VERIFY EXISTING PIPING AND EQUIPMENT LOCATIONS. REPORT ANY DISCREPANCIES BETWEEN PLANS AND SITE CONDITIONS TO A/E. CONTRACTOR SHALL COORDINATE INSTALLATION ROUTING WITH ALL OTHER TRADES AND EXISTING CONDITIONS.
3. NEW PIPE INSULATION SHALL COMPLY WITH SPECIFICATION SECTION 23 07 11. COORDINATE PIPE ROUTING AND CLEARANCES WITH ALL DISCIPLINES ACCORDINGLY.

KEY NOTES:

1. EXISTING 2-PIPE DUAL TEMPERATURE FAN COIL UNIT DESIGNATED WITH THIS SYMBOL, TYPICAL.
2. EXISTING DUAL TEMPERATURE DUCT COIL DESIGNATED WITH THIS SYMBOL, TYPICAL.
3. PROVIDE ISOLATION VALVE AND CAP PIPE ABOVE CEILING FOR FUTURE CONNECTION AS PART OF FUTURE PROJECTS.
4. INSTALL PIPE ABOVE CEILING. PROVIDE ISOLATION VALVE AND PREPARE FOR CONNECTION ON A FUTURE PHASE OF THIS PROJECT.

KEY PLAN

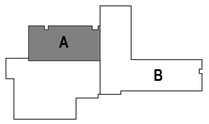

BID SET	05/04/2026
Revisions:	Date:

CONSULTANT

DAVENERGY SOLUTIONS
2207 GARNET AVE, SUITE I
SAN DIEGO, CA 92109
619-770-8552

DESIGNER OF RECORD

A/E:
DAVENERGY SOLUTIONS
2207 GARNET AVE, SUITE I
SAN DIEGO, CA 92109
619-770-8552

STAMP

05/04/2026

Office of Construction and Facilities Management

VA U.S. Department of Veterans Affairs

Drawing Title: FLOOR 1 CHILLED WATER RISER NEW WORK - WEST

Approved: Approver

Phase: BID SET

-

Project Title: REPLACE AND EXPAND CHILLED WATER INFRASTRUCTURE, BUILDING 1 AND OPC

Location: FRESNO VA HOSPITAL, 2615 E CLINTON AVE, FRESNO, CA 93703

Issue Date: 05/04/2026 | Checked: JMM | Drawn: JM

Project Number: 570-20-308

Building Number:

Drawing Number: MP103A-1

VA FORM 08 - 6231

Autodesk Docs://22201/0 VA Fresno Chilled Water Infrastructure/570-20-308 VA CA Fresno Chilled Water Infrastructure_MECH-R23.rvt

5/3/2026 5:10:56 PM

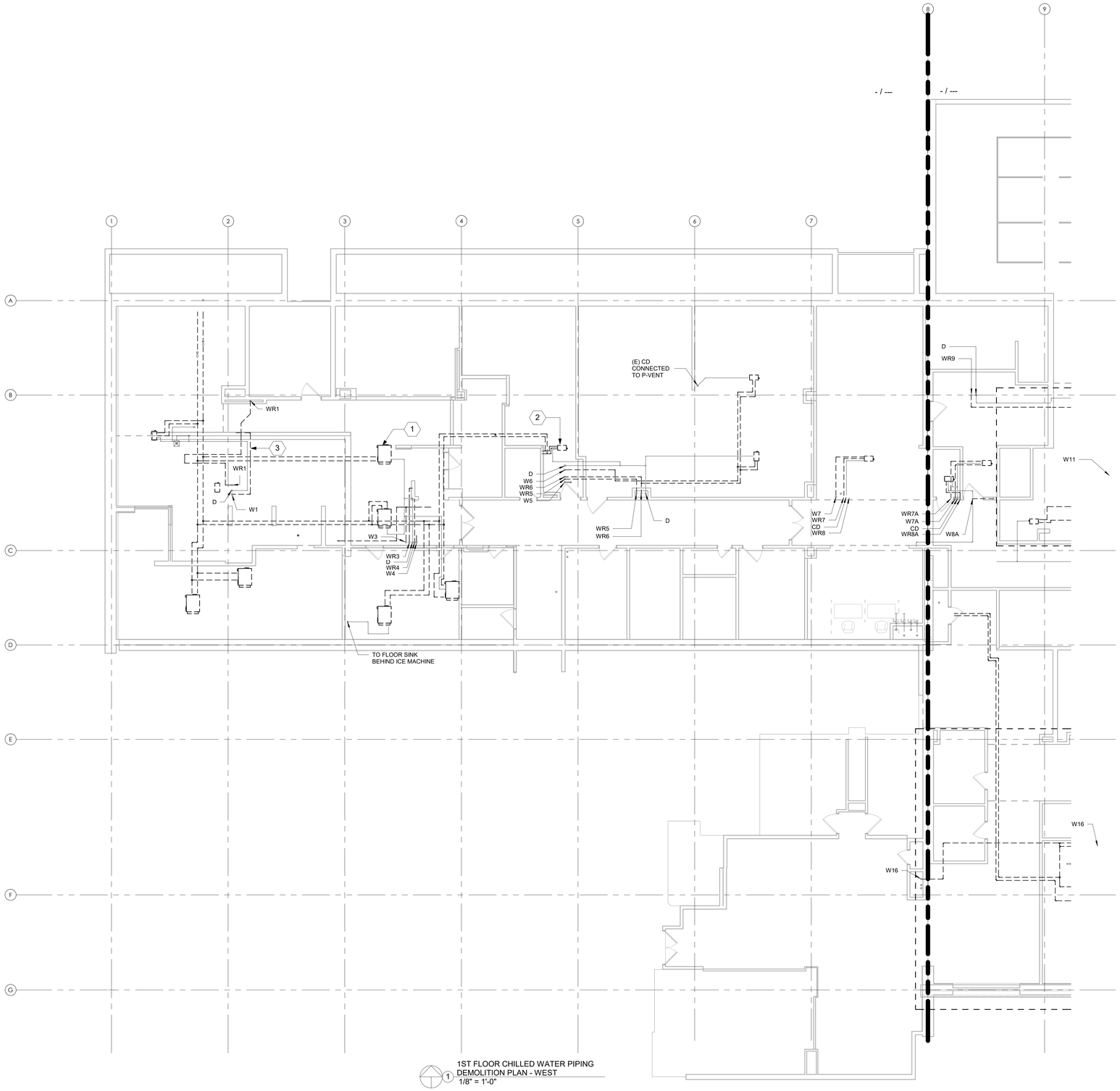

1ST FLOOR CHILLED WATER PIPING
DEMOLITION PLAN - WEST
1/8" = 1'-0"

SHEET NOTES:

1. DRAWINGS ARE DIAGRAMMATIC IN NATURE. IT IS THE RESPONSIBILITY OF THE CONTRACTOR(S) TO VERIFY EXISTING DUCTWORK, PIPING AND EQUIPMENT LOCATIONS. REPORT ANY DISCREPANCIES BETWEEN PLANS AND SITE CONDITIONS TO A/E. CONTRACTOR SHALL COORDINATE WITH ALL OTHER TRADES AND EXISTING CONDITIONS.
2. DUCTWORK AND PIPING SIZES SHOWN ARE BEST INTERPRETATION OF AVAILABLE DATA. CONTRACTOR TO VERIFY PIPE SIZES DURING COURSE OF WORK, AND REPORT ANY DISCREPANCIES BETWEEN PLANS AND SITE CONDITIONS.
3. PHASING PLAN IS REQUIRED TO BE SUBMITTED FOR REVIEW AND APPROVAL BY THE AE AND VA COR. NO DEMOLITION IS TO OCCUR UNTIL THE SUBMITTAL IS APPROVED BY THE VA COR.
4. ALL OUTAGES AND WORK PLANS REQUIRE MINIMUM 14 CALENDAR DAYS REVIEW AND APPROVAL BY THE VA COR AND FRESNO VAMC.
5. WORK IS TO BE COMPLETED TO MINIMIZE IMPACTS TO VETERAN CARE AND TO PREVENT SYSTEM OUTAGES.

KEY NOTES:

1. 2-PIPE DUAL TEMPERATURE FAN COIL UNIT DESIGNATED WITH THIS SYMBOL, TYPICAL.
2. DUAL TEMPERATURE DUCT COIL DESIGNATED WITH THIS SYMBOL, TYPICAL.
3. PIPE ROUTING SHOWN IS DIAGRAMMATIC IN NATURE, AND IS DRAWN SUCH THAT PIPE CONNECTIONS AND VALVES ARE CLEARLY DENOTED. CONTRACTOR IS RESPONSIBLE TO ADJUST THE PIPE ROUTING IN ACCORDANCE WITH VA STANDARDS AND TO COORDINATE WITH EXISTING CONDITIONS AND OTHER TRADES WHILE MAINTAINING PROPER MAINTENANCE ACCESS TO VALVES AND OTHER EQUIPMENT.

KEY PLAN

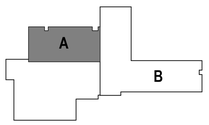

BID SET	05/04/2026
Revisions:	Date:

CONSULTANT

DAVENERGY SOLUTIONS
2207 GARNET AVE, SUITE I
SAN DIEGO, CA 92109
619-770-8552

DESIGNER OF RECORD

A/E:
DAVENERGY SOLUTIONS
2207 GARNET AVE, SUITE I
SAN DIEGO, CA 92109
619-770-8552

STAMP

05/04/2026

Office of Construction and Facilities Management

VA U.S. Department of Veterans Affairs

Drawing Title: FLOOR 1 CHILLED WATER PIPING DEMOLITION - WEST

Approved: Approver

Phase: BID SET

-

Project Title: REPLACE AND EXPAND CHILLED WATER INFRASTRUCTURE, BUILDING 1 AND OPC

Location: FRESNO VA HOSPITAL, 2615 E CLINTON AVE, FRESNO, CA 93703

Issue Date: 05/04/2026 | Checked: JMM | Drawn: JM

Project Number: 570-20-308

Building Number:

Drawing Number: MD103A-1

VA FORM 08 - 6231

Autodesk Docs://220010 VA Fresno Chilled Water Infrastructure/570-20-308 VA CA Fresno Chilled Water Infrastructure_MECH-R23.rvt

5/3/2026 5:10:58 PM

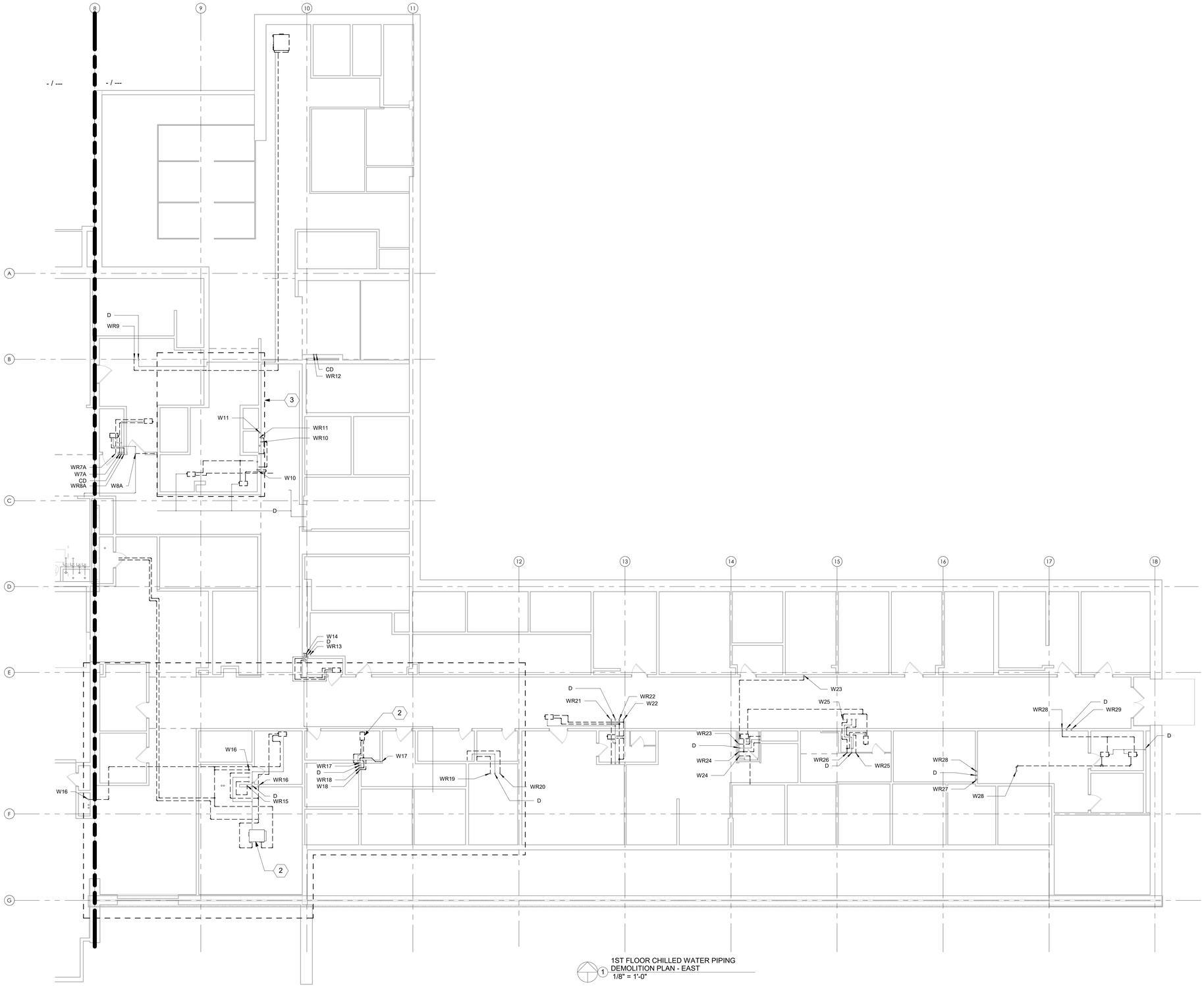

1 1ST FLOOR CHILLED WATER PIPING DEMOLITION PLAN - EAST
1/8" = 1'-0"

SHEET NOTES:

1. DRAWINGS ARE DIAGRAMMATIC IN NATURE. IT IS THE RESPONSIBILITY OF THE CONTRACTOR(S) TO VERIFY EXISTING DUCTWORK, PIPING AND EQUIPMENT LOCATIONS. REPORT ANY DISCREPANCIES BETWEEN PLANS AND SITE CONDITIONS TO A/E. CONTRACTOR SHALL COORDINATE WITH ALL OTHER TRADES AND EXISTING CONDITIONS.
2. DUCTWORK AND PIPING SIZES SHOWN ARE BEST INTERPRETATION OF AVAILABLE DATA. CONTRACTOR TO VERIFY PIPE SIZES DURING COURSE OF WORK, AND REPORT ANY DISCREPANCIES BETWEEN PLANS AND SITE CONDITIONS.
3. PHASING PLAN IS REQUIRED TO BE SUBMITTED FOR REVIEW AND APPROVAL BY THE AE AND VA COR. NO DEMOLITION IS TO OCCUR UNTIL THE SUBMITTAL IS APPROVED BY THE VA COR.
4. ALL OUTAGES AND WORK PLANS REQUIRE MINIMUM 14 CALENDAR DAYS REVIEW AND APPROVAL BY THE VA COR AND FRESNO VAMC.
5. WORK IS TO BE COMPLETED TO MINIMIZE IMPACTS TO VETERAN CARE AND TO PREVENT SYSTEM OUTAGES.

KEY NOTES:

1. 2-PIPE DUAL TEMPERATURE FAN COIL UNIT DESIGNATED WITH THIS SYMBOL, TYPICAL.
2. DUAL TEMPERATURE DUCT COIL DESIGNATED WITH THIS SYMBOL, TYPICAL.
3. AREA TO BE RENOVATED WITH PROJECT 570-20-700 FRESNO VAMC EHRM INFRASTRUCTURE UPGRADE PROJECT. CONTRACTOR TO CONFIRM WITH COR ANY NEW CHILLED WATER CONNECTIONS AND NECESSARY DEMOLITION OF EXISTING CHILLED WATER RISERS.

KEY PLAN

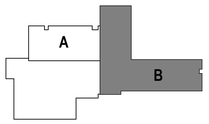

BID SET	05/04/2026
Revisions:	Date:

CONSULTANT

DAVENERGY SOLUTIONS
2207 GARNET AVE, SUITE I
SAN DIEGO, CA 92109
619-770-8552

DESIGNER OF RECORD

A/E:
DAVENERGY SOLUTIONS
2207 GARNET AVE, SUITE I
SAN DIEGO, CA 92109
619-770-8552

STAMP

05/04/2026

Office of Construction and Facilities Management

VA U.S. Department of Veterans Affairs

Drawing Title: FLOOR 1 CHILLED WATER PIPING DEMOLITION - EAST

Approved: Approver

Phase: BID SET

-

Project Title: REPLACE AND EXPAND CHILLED WATER INFRASTRUCTURE, BUILDING 1 AND OPC

Location: FRESNO VA HOSPITAL, 2615 E CLINTON AVE, FRESNO, CA 93703

Issue Date: 05/04/2026 | Checked: JMM | Drawn: JM

Project Number: 570-20-308

Building Number:

Drawing Number: MD103B-1

VA FORM 08 - 6231

Autodesk Docs://222010 VA Fresno Chilled Water Infrastructure/570-20-308 VA CA Fresno Chilled Water Infrastructure_MECH-R23.rvt
5/3/2026 5:11:00 PM

1 1ST FLOOR CHILLED WATER LATERAL NEW WORK PLAN - WEST
1/8" = 1'-0"

SHEET NOTES:

1. PIPE SIZES FOR OPC PIPING WILL BE DETERMINED AFTER THE TERMINAL UNITS IN THE AREA ARE VERIFIED.
2. DRAWINGS ARE DIAGRAMMATIC IN NATURE. IT IS THE RESPONSIBILITY OF CONTRACTOR TO VERIFY EXISTING PIPING AND EQUIPMENT LOCATIONS. REPORT ANY DISCREPANCIES BETWEEN PLANS AND SITE CONDITIONS TO A/E. CONTRACTOR SHALL COORDINATE INSTALLATION ROUTING WITH ALL OTHER TRADES AND EXISTING CONDITIONS.
3. NEW PIPE INSULATION SHALL COMPLY WITH SPECIFICATION SECTION 23 07 11. COORDINATE PIPE ROUTING AND CLEARANCES WITH ALL DISCIPLINES ACCORDINGLY.

KEY NOTES:

1. 2-PIPE DUAL TEMPERATURE FAN COIL UNIT DESIGNATED WITH THIS SYMBOL, TYPICAL.
2. DUAL TEMPERATURE DUCT COIL DESIGNATED WITH THIS SYMBOL, TYPICAL.
3. PROVIDE ISOLATION VALVE AND CAP PIPE ABOVE CEILING FOR FUTURE CONNECTION AS PART OF FUTURE PROJECTS.

KEY PLAN

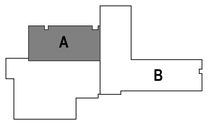

BID SET	05/04/2026
Revisions:	Date:

CONSULTANT

DAVENERGY SOLUTIONS
2207 GARNET AVE, SUITE I
SAN DIEGO, CA 92109
619-770-8552

DESIGNER OF RECORD

A/E:
DAVENERGY SOLUTIONS
2207 GARNET AVE, SUITE I
SAN DIEGO, CA 92109
619-770-8552

STAMP

05/04/2026

Office of Construction and Facilities Management

VA U.S. Department of Veterans Affairs

Drawing Title: FLOOR 1 CHILLED WATER LATERAL NEW WORK - WEST

Approved: Approver

Phase: BID SET

-

Project Title: REPLACE AND EXPAND CHILLED WATER INFRASTRUCTURE, BUILDING 1 AND OPC

Location: FRESNO VA HOSPITAL, 2615 E CLINTON AVE, FRESNO, CA 93703

Issue Date: 05/04/2026 | Checked: JMM | Drawn: JM

Project Number: 570-20-308

Building Number:

Drawing Number: MP103A-2

VA FORM 08 - 6231

Autodesk Docs://222010 VA Fresno Chilled Water Infrastructure/570-20-308 VA CA Fresno Chilled Water Infrastructure_MECH-R23.rvt

5/3/2026 5:11:04 PM

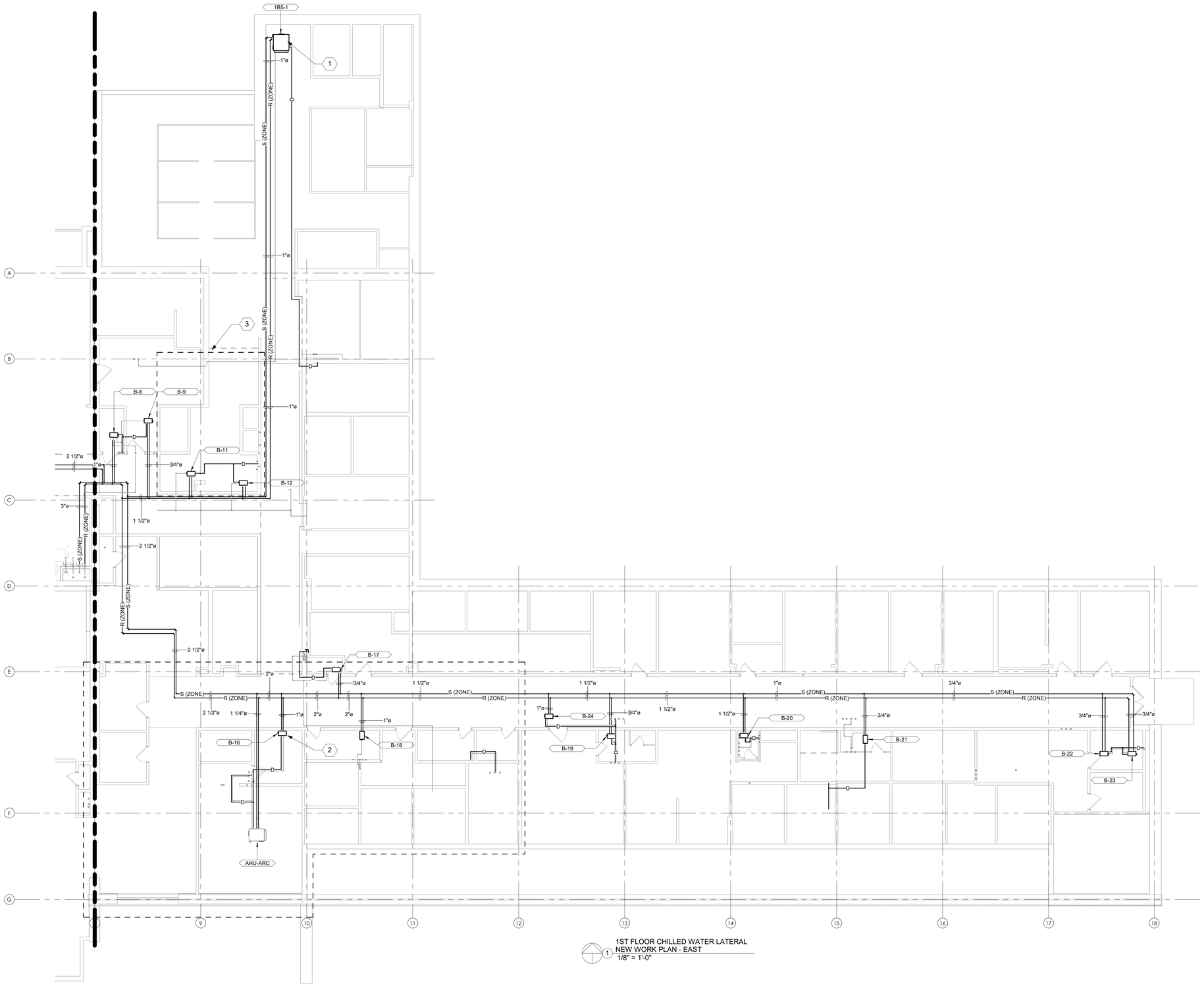

1 1ST FLOOR CHILLED WATER LATERAL NEW WORK PLAN - EAST
1/8" = 1'-0"

SHEET NOTES:

1. PIPE SIZES FOR OPC PIPING WILL BE DETERMINED AFTER THE TERMINAL UNITS IN THE AREA ARE VERIFIED.
2. DRAWINGS ARE DIAGRAMMATIC IN NATURE. IT IS THE RESPONSIBILITY OF CONTRACTOR TO VERIFY EXISTING PIPING AND EQUIPMENT LOCATIONS. REPORT ANY DISCREPANCIES BETWEEN PLANS AND SITE CONDITIONS TO A/E. CONTRACTOR SHALL COORDINATE INSTALLATION ROUTING WITH ALL OTHER TRADES AND EXISTING CONDITIONS.
3. NEW PIPE INSULATION SHALL COMPLY WITH SPECIFICATION SECTION 23 07 11. COORDINATE PIPE ROUTING AND CLEARANCES WITH ALL DISCIPLINES ACCORDINGLY.

KEY NOTES:

1. 2-PIPE DUAL TEMPERATURE FAN COIL UNIT DESIGNATED WITH THIS SYMBOL, TYPICAL.
2. DUAL TEMPERATURE DUCT COIL DESIGNATED WITH THIS SYMBOL, TYPICAL.
3. AREA TO BE RENOVATED WITH PROJECT 570-20-700 FRESNO VAMC EHRM INFRASTRUCTURE UPGRADE PROJECT. CONTRACTOR TO CONFIRM WITH COR ANY NEW CHILLED WATER CONNECTIONS AND NECESSARY DEMOLITION OF EXISTING CHILLED WATER RISERS.

KEY PLAN

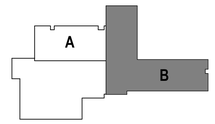

BID SET	05/04/2026
Revisions:	Date:

CONSULTANT

DAVENERGY SOLUTIONS
2207 GARNET AVE, SUITE I
SAN DIEGO, CA 92109
619-770-8552

DAVENERGY SOLUTIONS ENGINEERING | CONSTRUCTION MANAGEMENT

DESIGNER OF RECORD

A/E:
DAVENERGY SOLUTIONS
2207 GARNET AVE, SUITE I
SAN DIEGO, CA 92109
619-770-8552

DAVENERGY SOLUTIONS ENGINEERING | CONSTRUCTION MANAGEMENT

STAMP

PROFESSIONAL ENGINEER JUSTIN M. MILLER M 41762 MECHANICAL STATE OF CALIFORNIA
05/04/2026

Office of Construction and Facilities Management

VA U.S. Department of Veterans Affairs

Drawing Title	Phase	Project Title	Project Number
FLOOR 1 CHILLED WATER LATERAL NEW WORK - EAST	BID SET	REPLACE AND EXPAND CHILLED WATER INFRASTRUCTURE, BUILDING 1 AND OPC	570-20-308
Approved: Approver	-	Location: FRESNO VA HOSPITAL, 2615 E CLINTON AVE, FRESNO, CA 93703	Building Number
		Issue Date: 05/04/2026 · Checked: JMM · Drawn: JM	Drawing Number: MP103B-2

VA FORM 08 - 6231

Autodesk Docs://220010 VA Fresno Chilled Water Infrastructure/570-20-308 VA CA Fresno Chilled Water Infrastructure_MECH-R23.rvt
5/3/2026 5:11:07 PM

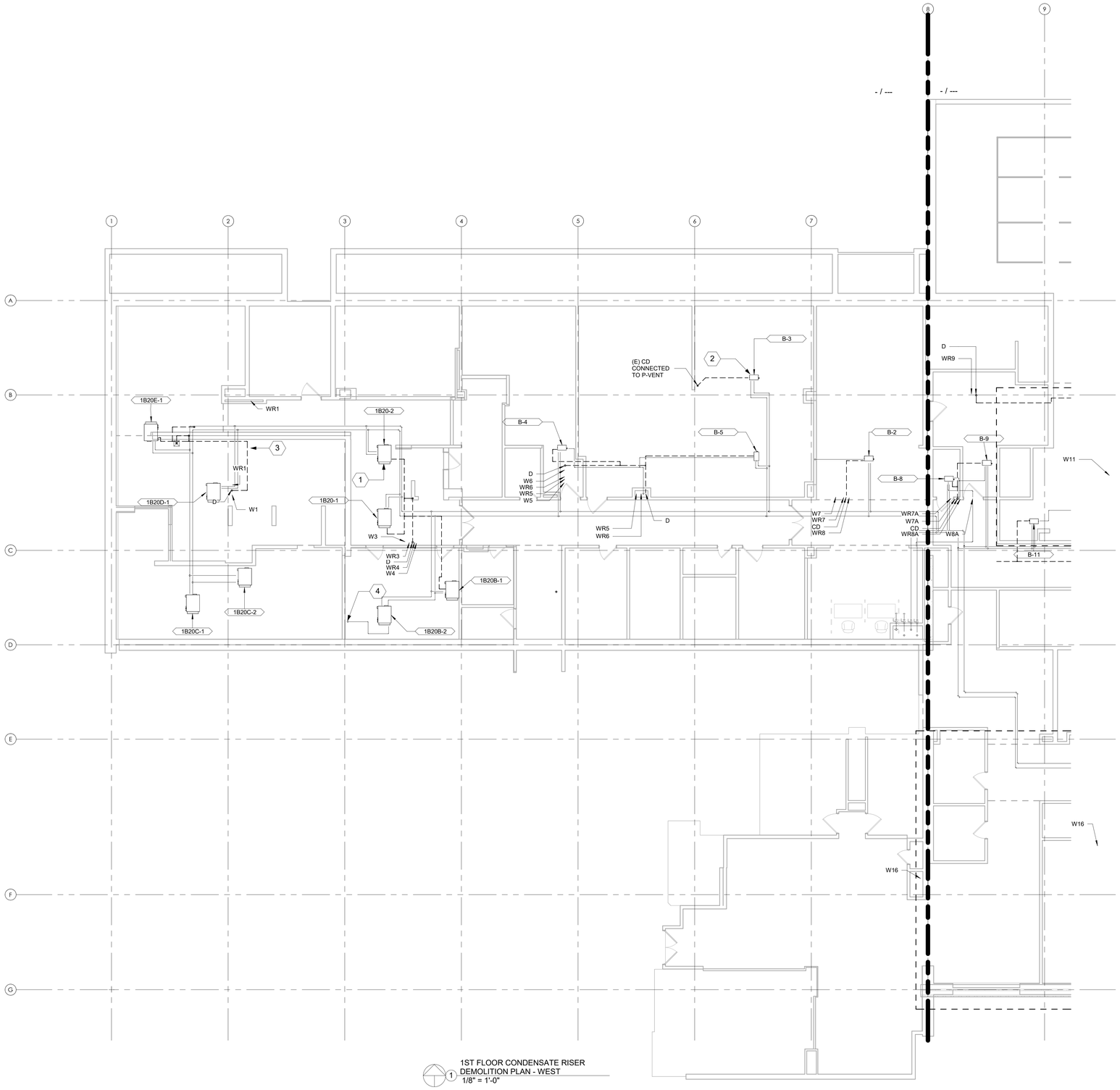

1 1ST FLOOR CONDENSATE RISER DEMOLITION PLAN - WEST
1/8" = 1'-0"

SHEET NOTES:

1. DRAWINGS ARE DIAGRAMMATIC IN NATURE. IT IS THE RESPONSIBILITY OF THE CONTRACTOR(S) TO VERIFY EXISTING DUCTWORK, PIPING AND EQUIPMENT LOCATIONS. REPORT ANY DISCREPANCIES BETWEEN PLANS AND SITE CONDITIONS TO A/E. CONTRACTOR SHALL COORDINATE WITH ALL OTHER TRADES AND EXISTING CONDITIONS.
2. DUCTWORK AND PIPING SIZES SHOWN ARE BEST INTERPRETATION OF AVAILABLE DATA. CONTRACTOR TO VERIFY PIPE SIZES DURING COURSE OF WORK, AND REPORT ANY DISCREPANCIES BETWEEN PLANS AND SITE CONDITIONS.
3. PHASING PLAN IS REQUIRED TO BE SUBMITTED FOR REVIEW AND APPROVAL BY THE AE AND VA COR. NO DEMOLITION IS TO OCCUR UNTIL THE SUBMITTAL IS APPROVED BY THE VA COR.
4. ALL OUTAGES AND WORK PLANS REQUIRE MINIMUM 14 CALENDAR DAYS REVIEW AND APPROVAL BY THE VA COR AND FRESNO VAMC.
5. WORK IS TO BE COMPLETED TO MINIMIZE IMPACTS TO VETERAN CARE AND TO PREVENT SYSTEM OUTAGES.

KEY NOTES:

1. 2-PIPE DUAL TEMPERATURE FAN COIL UNIT DESIGNATED WITH THIS SYMBOL, TYPICAL.
2. DUAL TEMPERATURE DUCT COIL DESIGNATED WITH THIS SYMBOL, TYPICAL.
3. PIPE ROUTING SHOWN IS DIAGRAMMATIC IN NATURE, AND IS DRAWN SUCH THAT PIPE CONNECTIONS AND VALVES ARE CLEARLY DENOTED. CONTRACTOR IS RESPONSIBLE TO ADJUST THE PIPE ROUTING IN ACCORDANCE WITH VA STANDARDS AND TO COORDINATE WITH EXISTING CONDITIONS AND OTHER TRADES WHILE MAINTAINING PROPER MAINTENANCE ACCESS TO VALVES AND OTHER EQUIPMENT.
4. TO FLOOR SINK BEHIND ICE MACHINE

KEY PLAN

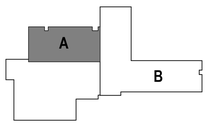

BID SET	05/04/2026
Revisions:	Date:

CONSULTANT

DAVENERGY SOLUTIONS
2207 GARNET AVE, SUITE I
SAN DIEGO, CA 92109
619-770-8552

DESIGNER OF RECORD

A/E:
DAVENERGY SOLUTIONS
2207 GARNET AVE, SUITE I
SAN DIEGO, CA 92109
619-770-8552

STAMP

05/04/2026

Office of Construction and Facilities Management

VA U.S. Department of Veterans Affairs

Drawing Title: FLOOR 1 CONDENSATE RISER DEMOLITION - WEST

Approved: Approver

Phase: BID SET

-

Project Title: REPLACE AND EXPAND CHILLED WATER INFRASTRUCTURE, BUILDING 1 AND OPC

Location: FRESNO VA HOSPITAL, 2615 E CLINTON AVE, FRESNO, CA 93703

Issue Date: 05/04/2026 | Checked: JMM | Drawn: JM

Project Number: 570-20-308

Building Number:

Drawing Number: MD103A-2

VA FORM 08 - 6231

Autodesk Docs://222010 VA Fresno Chilled Water Infrastructure/570-20-308 VA CA Fresno Chilled Water Infrastructure_MECH-R23.rvt
5/3/2026 5:11:10 PM

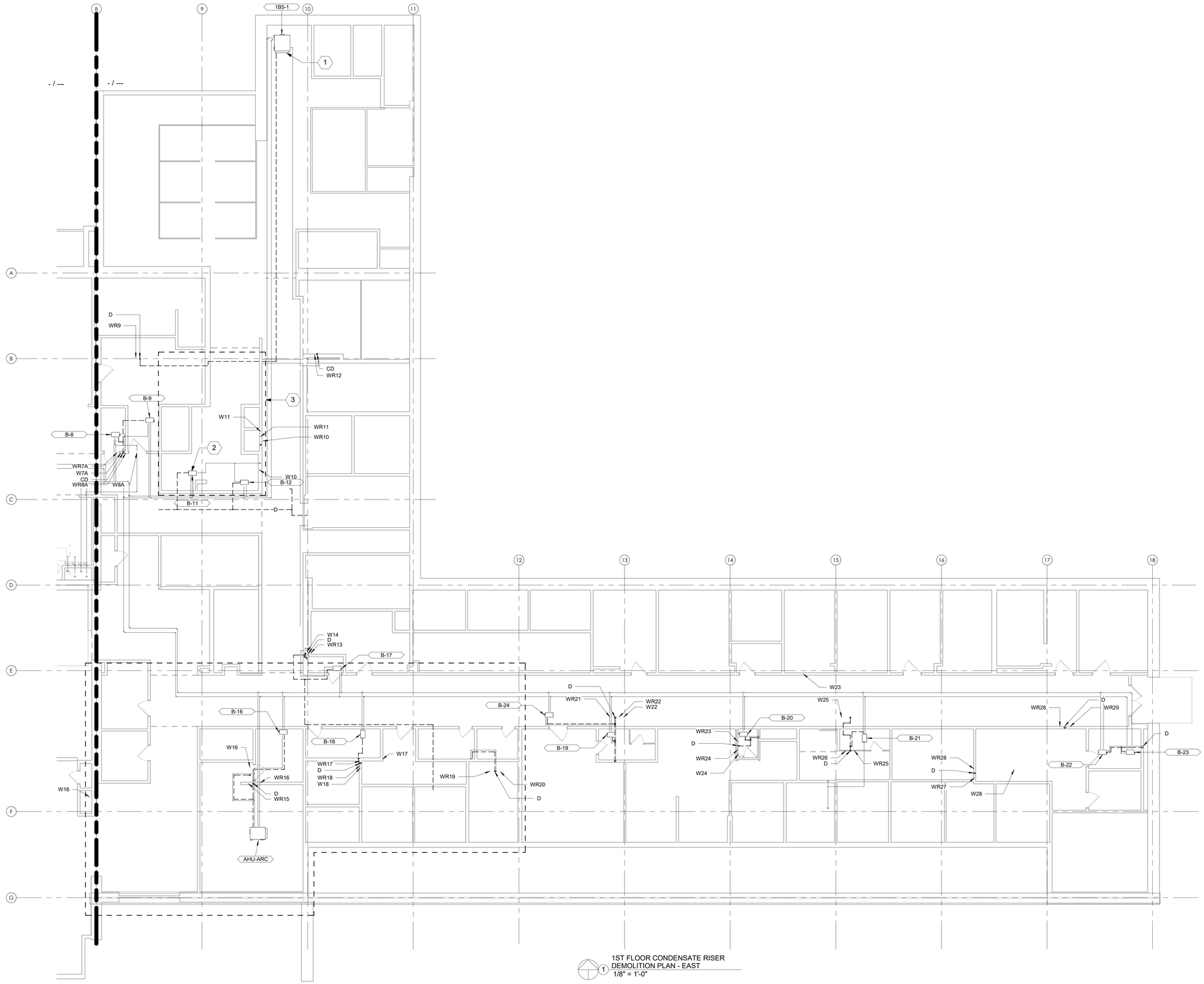

1 1ST FLOOR CONDENSATE RISER DEMOLITION PLAN - EAST
1/8" = 1'-0"

SHEET NOTES:

1. DRAWINGS ARE DIAGRAMMATIC IN NATURE. IT IS THE RESPONSIBILITY OF THE CONTRACTOR(S) TO VERIFY EXISTING DUCTWORK, PIPING AND EQUIPMENT LOCATIONS. REPORT ANY DISCREPANCIES BETWEEN PLANS AND SITE CONDITIONS TO A/E. CONTRACTOR SHALL COORDINATE WITH ALL OTHER TRADES AND EXISTING CONDITIONS.
2. DUCTWORK AND PIPING SIZES SHOWN ARE BEST INTERPRETATION OF AVAILABLE DATA. CONTRACTOR TO VERIFY PIPE SIZES DURING COURSE OF WORK, AND REPORT ANY DISCREPANCIES BETWEEN PLANS AND SITE CONDITIONS.
3. PHASING PLAN IS REQUIRED TO BE SUBMITTED FOR REVIEW AND APPROVAL BY THE AE AND VA COR. NO DEMOLITION IS TO OCCUR UNTIL THE SUBMITTAL IS APPROVED BY THE VA COR.
4. ALL OUTAGES AND WORK PLANS REQUIRE MINIMUM 14 CALENDAR DAYS REVIEW AND APPROVAL BY THE VA COR AND FRESNO VAMC.
5. WORK IS TO BE COMPLETED TO MINIMIZE IMPACTS TO VETERAN CARE AND TO PREVENT SYSTEM OUTAGES.

KEY NOTES:

1. 2-PIPE DUAL TEMPERATURE FAN COIL UNIT DESIGNATED WITH THIS SYMBOL, TYPICAL.
2. DUAL TEMPERATURE DUCT COIL DESIGNATED WITH THIS SYMBOL, TYPICAL.
3. AREA TO BE RENOVATED WITH PROJECT 570-20-700 FRESNO VAMC EHRM INFRASTRUCTURE UPGRADE PROJECT. CONTRACTOR TO CONFIRM WITH COR ANY NEW CHILLED WATER CONNECTIONS AND NECESSARY DEMOLITION OF EXISTING CHILLED WATER RISERS.

KEY PLAN

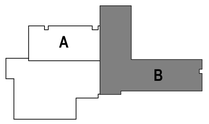

Revisions:	Date:
BID SET	05/04/2026

CONSULTANT

DAVENERGY SOLUTIONS
2207 GARNET AVE, SUITE I
SAN DIEGO, CA 92109
619-770-8552

DESIGNER OF RECORD

A/E:
DAVENERGY SOLUTIONS
2207 GARNET AVE, SUITE I
SAN DIEGO, CA 92109
619-770-8552

STAMP

05/04/2026

Office of Construction and Facilities Management

VA U.S. Department of Veterans Affairs

Drawing Title: FLOOR 1 CONDENSATE RISER DEMOLITION - EAST

Approved: Approver

Phase: BID SET

-

Project Title: REPLACE AND EXPAND CHILLED WATER INFRASTRUCTURE, BUILDING 1 AND OPC

Location: FRESNO VA HOSPITAL, 2615 E CLINTON AVE, FRESNO, CA 93703

Issue Date: 05/04/2026 | Checked: JMM | Drawn: JM

Project Number: 570-20-308

Building Number:

Drawing Number: MD103B-2

VA FORM 08 - 6231

Autodesk Docs://222010 VA Fresno Chilled Water Infrastructure/570-20-308 VA CA Fresno Chilled Water Infrastructure_MECH-R23.rvt 5/3/2026 5:11:12 PM

1 1ST FLOOR CONDENSATE RISER NEW WORK PLAN - WEST
1/8" = 1'-0"

SHEET NOTES:

1. PIPE SIZES FOR OPC PIPING WILL BE DETERMINED AFTER THE TERMINAL UNITS IN THE AREA ARE VERIFIED.
2. DRAWINGS ARE DIAGRAMMATIC IN NATURE. IT IS THE RESPONSIBILITY OF CONTRACTOR TO VERIFY EXISTING PIPING AND EQUIPMENT LOCATIONS. REPORT ANY DISCREPANCIES BETWEEN PLANS AND SITE CONDITIONS TO A/E. CONTRACTOR SHALL COORDINATE INSTALLATION ROUTING WITH ALL OTHER TRADES AND EXISTING CONDITIONS.
3. NEW PIPE INSULATION SHALL COMPLY WITH SPECIFICATION SECTION 23 07 11. COORDINATE PIPE ROUTING AND CLEARANCES WITH ALL DISCIPLINES ACCORDINGLY.

KEY NOTES:

1. EXISTING 2-PIPE DUAL TEMPERATURE FAN COIL UNIT DESIGNATED WITH THIS SYMBOL, TYPICAL.
2. EXISTING DUAL TEMPERATURE DUCT COIL DESIGNATED WITH THIS SYMBOL, TYPICAL.

KEY PLAN

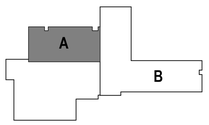

BID SET	05/04/2026
Revisions:	Date:

CONSULTANT

DAVENERGY SOLUTIONS
2207 GARNET AVE, SUITE I
SAN DIEGO, CA 92109
619-770-8552

DESIGNER OF RECORD

A/E:
DAVENERGY SOLUTIONS
2207 GARNET AVE, SUITE I
SAN DIEGO, CA 92109
619-770-8552

STAMP

PROFESSIONAL ENGINEER
JUSTIN M. MILLER
M 41762
MECHANICAL
STATE OF CALIFORNIA
05/04/2026

Office of Construction and Facilities Management

VA U.S. Department of Veterans Affairs

Drawing Title: FLOOR 1 CONDENSATE RISER NEW WORK - WEST	Phase: BID SET	Project Title: REPLACE AND EXPAND CHILLED WATER INFRASTRUCTURE, BUILDING 1 AND OPC	Project Number: 570-20-308
			Building Number:
Approved: Approver	-	Location: FRESNO VA HOSPITAL, 2615 E CLINTON AVE, FRESNO, CA 93703	Drawing Number: MP103A-3
		Issue Date: 05/04/2026 · Checked: JMM · Drawn: JM	

VA FORM 08 - 6231

Autodesk Docs://222010 VA Fresno Chilled Water Infrastructure/570-20-308 VA CA Fresno Chilled Water Infrastructure_MECH-R23.rvt
5/3/2026 5:11:16 PM

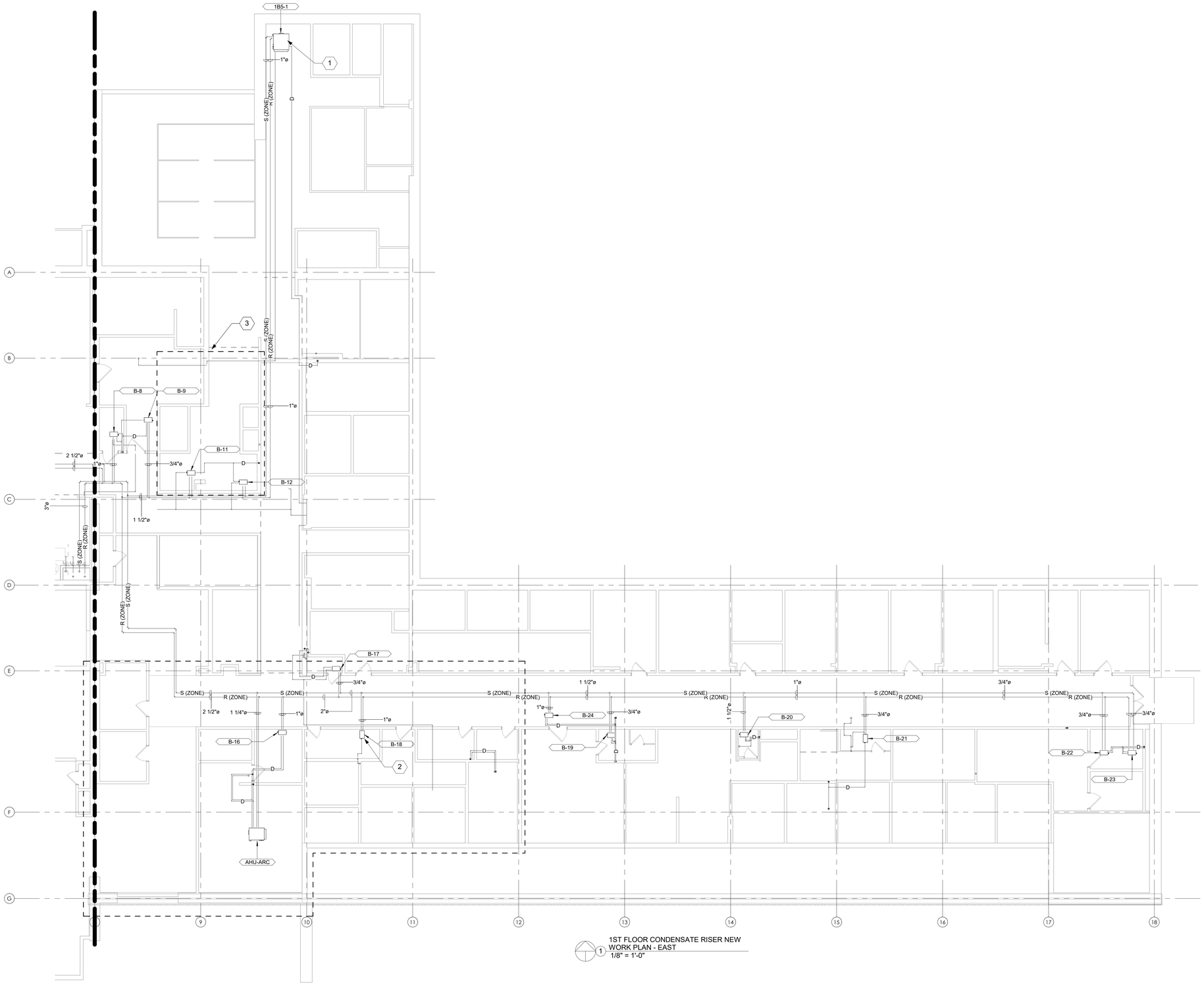

1 1ST FLOOR CONDENSATE RISER NEW WORK PLAN - EAST
1/8" = 1'-0"

SHEET NOTES:

1. PIPE SIZES FOR OPC PIPING WILL BE DETERMINED AFTER THE TERMINAL UNITS IN THE AREA ARE VERIFIED.
2. DRAWINGS ARE DIAGRAMMATIC IN NATURE. IT IS THE RESPONSIBILITY OF CONTRACTOR TO VERIFY EXISTING PIPING AND EQUIPMENT LOCATIONS. REPORT ANY DISCREPANCIES BETWEEN PLANS AND SITE CONDITIONS TO A/E. CONTRACTOR SHALL COORDINATE INSTALLATION ROUTING WITH ALL OTHER TRADES AND EXISTING CONDITIONS.
3. NEW PIPE INSULATION SHALL COMPLY WITH SPECIFICATION SECTION 23 07 11. COORDINATE PIPE ROUTING AND CLEARANCES WITH ALL DISCIPLINES ACCORDINGLY.

KEY NOTES:

1. EXISTING 2-PIPE DUAL TEMPERATURE FAN COIL UNIT DESIGNATED WITH THIS SYMBOL, TYPICAL.
2. EXISTING DUAL TEMPERATURE DUCT COIL DESIGNATED WITH THIS SYMBOL, TYPICAL.
3. AREA TO BE RENOVATED WITH PROJECT 570-20-700 FRESNO VAMC EHRM INFRASTRUCTURE UPGRADE PROJECT. CONTRACTOR TO CONFIRM WITH COR ANY NEW CHILLED WATER CONNECTIONS AND NECESSARY DEMOLITION OF EXISTING CHILLED WATER RISERS.

KEY PLAN

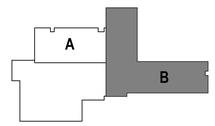

BID SET	05/04/2026
Revisions:	Date:

CONSULTANT

DAVENERGY SOLUTIONS
2207 GARNET AVE, SUITE I
SAN DIEGO, CA 92109
619-770-8552

DESIGNER OF RECORD

A/E:
DAVENERGY SOLUTIONS
2207 GARNET AVE, SUITE I
SAN DIEGO, CA 92109
619-770-8552

STAMP

PROFESSIONAL ENGINEER JUSTIN M. MILLER M 41763 REGISTERED MECHANICAL ENGINEER STATE OF CALIFORNIA
05/04/2026

Office of Construction and Facilities Management

VA U.S. Department of Veterans Affairs

Drawing Title: FLOOR 1 CONDENSATE RISER NEW WORK - EAST	Phase: BID SET	Project Title: REPLACE AND EXPAND CHILLED WATER INFRASTRUCTURE, BUILDING 1 AND OPC	Project Number: 570-20-308
Approved: Approver	-	Location: FRESNO VA HOSPITAL, 2615 E CLINTON AVE, FRESNO, CA 93703	Building Number:
		Issue Date: 05/04/2026 / Checked: JMM / Drawn: JM	Drawing Number: MP103B-3

VA FORM 08 - 6231

Autodesk Docs://220110 VA Fresno Chilled Water Infrastructure/570-20-308 VA CA Fresno Chilled Water Infrastructure_MECH-R23.rvt 5/30/2026 5:11:20 PM

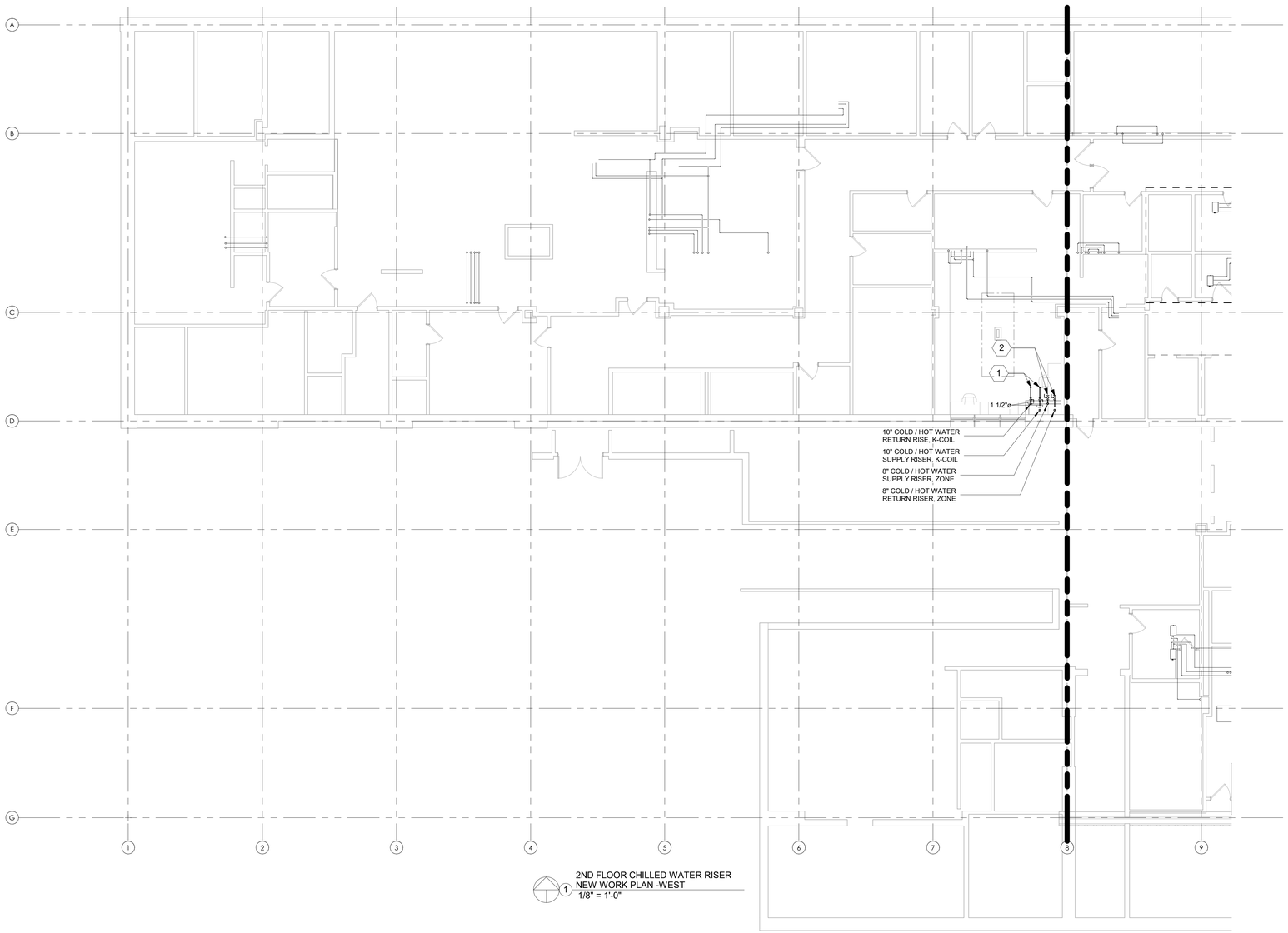

1 2ND FLOOR CHILLED WATER RISER NEW WORK PLAN -WEST
1/8" = 1'-0"

SHEET NOTES:

1. PIPE SIZES FOR OPC PIPING WILL BE DETERMINED AFTER THE TERMINAL UNITS IN THE AREA ARE VERIFIED.
2. DRAWINGS ARE DIAGRAMMATIC IN NATURE. IT IS THE RESPONSIBILITY OF CONTRACTOR TO VERIFY EXISTING PIPING AND EQUIPMENT LOCATIONS. REPORT ANY DISCREPANCIES BETWEEN PLANS AND SITE CONDITIONS TO A/E. CONTRACTOR SHALL COORDINATE INSTALLATION ROUTING WITH ALL OTHER TRADES AND EXISTING CONDITIONS.
3. NEW PIPE INSULATION SHALL COMPLY WITH SPECIFICATION SECTION 23 07 11. COORDINATE PIPE ROUTING AND CLEARANCES WITH ALL DISCIPLINES ACCORDINGLY.

KEY NOTES:

1. PROVIDE ISOLATION VALVE AND CAP PIPE ABOVE CEILING FOR FUTURE CONNECTION AS PART OF FUTURE PROJECTS.
2. INSTALL PIPE ABOVE CEILING. PROVIDE ISOLATION VALVE AND PREPARE FOR CONNECTION ON A FUTURE PHASE OF THIS PROJECT.

KEY PLAN

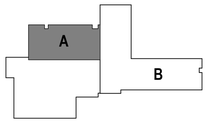

BID SET	05/04/2026
Revisions:	Date:

CONSULTANT

DAVENERGY SOLUTIONS
2207 GARNET AVE, SUITE I
SAN DIEGO, CA 92109
619-770-8552

DESIGNER OF RECORD

A/E:
DAVENERGY SOLUTIONS
2207 GARNET AVE, SUITE I
SAN DIEGO, CA 92109
619-770-8552

STAMP

PROFESSIONAL ENGINEER JUSTIN M. MILLER M 41763 MECHANICAL STATE OF CALIFORNIA
05/04/2026

Office of Construction and Facilities Management

VA U.S. Department of Veterans Affairs

Drawing Title: FLOOR 2 CHILLED WATER RISER NEW WORK - WEST

Approved: Approver

Phase: BID SET

-

Project Title: REPLACE AND EXPAND CHILLED WATER INFRASTRUCTURE, BUILDING 1 AND OPC

Location: FRESNO VA HOSPITAL, 2615 E CLINTON AVE, FRESNO, CA 93703

Issue Date: 05/04/2026 | Checked: JMM | Drawn: JM

Project Number: 570-20-308

Building Number:

Drawing Number: MP104A-1

Autodesk Docs://2220/10 VA Fresno Chilled Water Infrastructure/570-20-308 VA CA Fresno Chilled Water Infrastructure_MECH-R23.rvt
5/3/2026 5:11:22 PM
VA FORM 08 - 6231

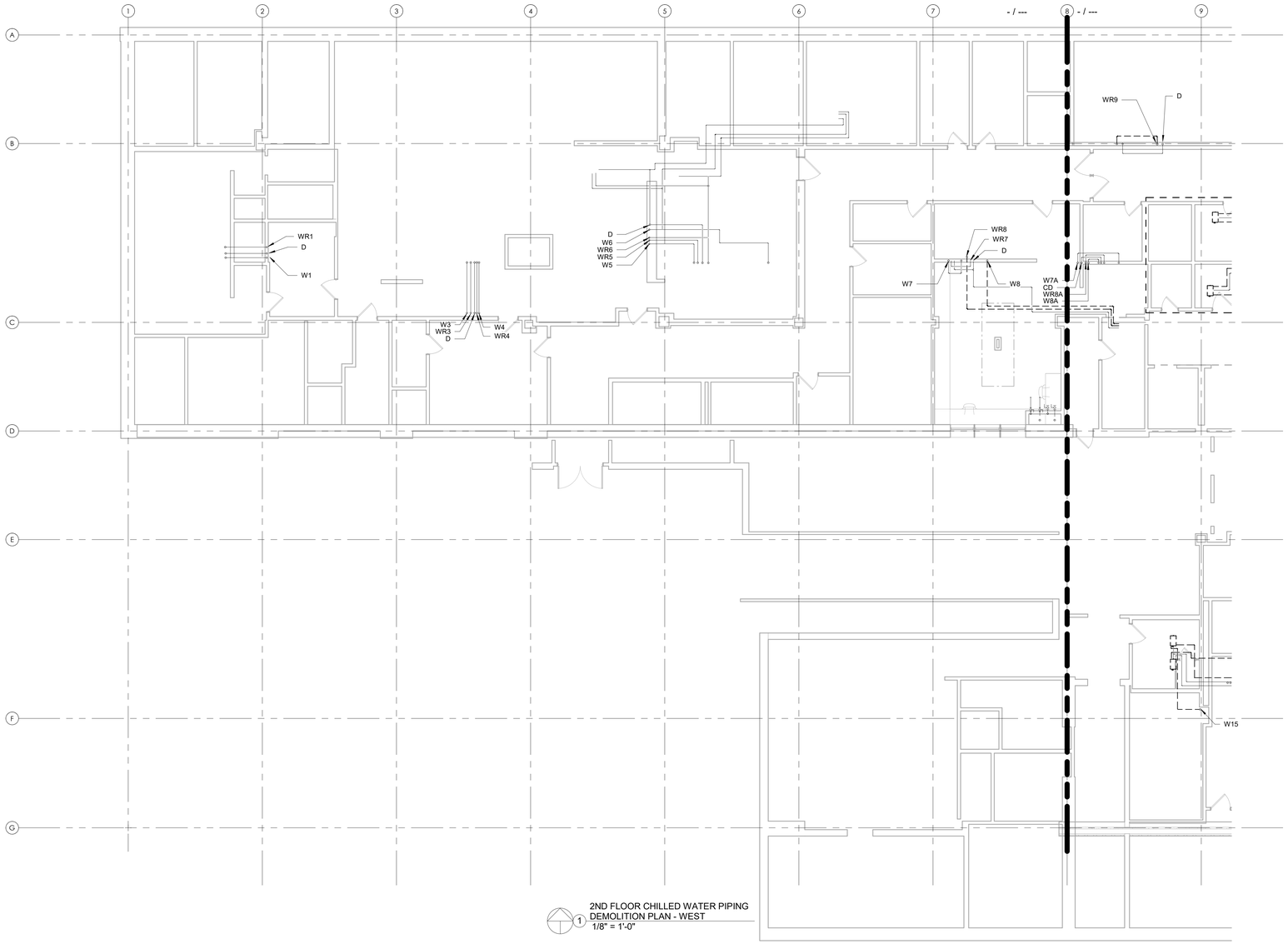

2ND FLOOR CHILLED WATER PIPING DEMOLITION PLAN - WEST
1/8" = 1'-0"

SHEET NOTES:

1. DRAWINGS ARE DIAGRAMMATIC IN NATURE. IT IS THE RESPONSIBILITY OF THE CONTRACTOR(S) TO VERIFY EXISTING DUCTWORK, PIPING AND EQUIPMENT LOCATIONS. REPORT ANY DISCREPANCIES BETWEEN PLANS AND SITE CONDITIONS TO A/E. CONTRACTOR SHALL COORDINATE WITH ALL OTHER TRADES AND EXISTING CONDITIONS.
2. DUCTWORK AND PIPING SIZES SHOWN ARE BEST INTERPRETATION OF AVAILABLE DATA. CONTRACTOR TO VERIFY PIPE SIZES DURING COURSE OF WORK, AND REPORT ANY DISCREPANCIES BETWEEN PLANS AND SITE CONDITIONS.
3. PHASING PLAN IS REQUIRED TO BE SUBMITTED FOR REVIEW AND APPROVAL BY THE AE AND VA COR. NO DEMOLITION IS TO OCCUR UNTIL THE SUBMITTAL IS APPROVED BY THE VA COR.
4. ALL OUTAGES AND WORK PLANS REQUIRE MINIMUM 14 CALENDAR DAYS REVIEW AND APPROVAL BY THE VA COR AND FRESNO VAMC.
5. WORK IS TO BE COMPLETED TO MINIMIZE IMPACTS TO VETERAN CARE AND TO PREVENT SYSTEM OUTAGES.

KEY NOTES:

1. DUAL TEMPERATURE DUCT COIL DESIGNATED WITH THIS SYMBOL, TYPICAL.
2. PIPE ROUTING SHOWN IS DIAGRAMMATIC IN NATURE, AND IS DRAWN SUCH THAT PIPE CONNECTIONS AND VALVES ARE CLEARLY DENOTED. CONTRACTOR IS RESPONSIBLE TO ADJUST THE PIPE ROUTING IN ACCORDANCE WITH VA STANDARDS AND TO COORDINATE WITH EXISTING CONDITIONS AND OTHER TRADES WHILE MAINTAINING PROPER MAINTENANCE ACCESS TO VALVES AND OTHER EQUIPMENT.

KEY PLAN

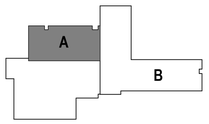

BID SET	05/04/2026
Revisions:	Date:

CONSULTANT

DAVENERGY SOLUTIONS
2207 GARNET AVE, SUITE I
SAN DIEGO, CA 92109
619-770-8552

DESIGNER OF RECORD

A/E:
DAVENERGY SOLUTIONS
2207 GARNET AVE, SUITE I
SAN DIEGO, CA 92109
619-770-8552

STAMP

PROFESSIONAL ENGINEER JUSTIN M. MILLER M 41763 MECHANICAL STATE OF CALIFORNIA
05/04/2026

Office of Construction and Facilities Management

VA U.S. Department of Veterans Affairs

Drawing Title: FLOOR 2 CHILLED WATER PIPING DEMOLITION - WEST

Approved: Approver

Phase: BID SET

-

Project Title: REPLACE AND EXPAND CHILLED WATER INFRASTRUCTURE, BUILDING 1 AND OPC

Location: FRESNO VA HOSPITAL, 2615 E CLINTON AVE, FRESNO, CA 93703

Issue Date: 05/04/2026 | Checked: JMM | Drawn: JM

Project Number: 570-20-308

Building Number:

Drawing Number: MD104A-1

VA FORM 08 - 6231

Autodesk Docs://22301/0 VA Fresno Chilled Water Infrastructure/570-20-308 VA CA Fresno Chilled Water Infrastructure_MECH-R23.rvt
5/3/2026 5:11:24 PM

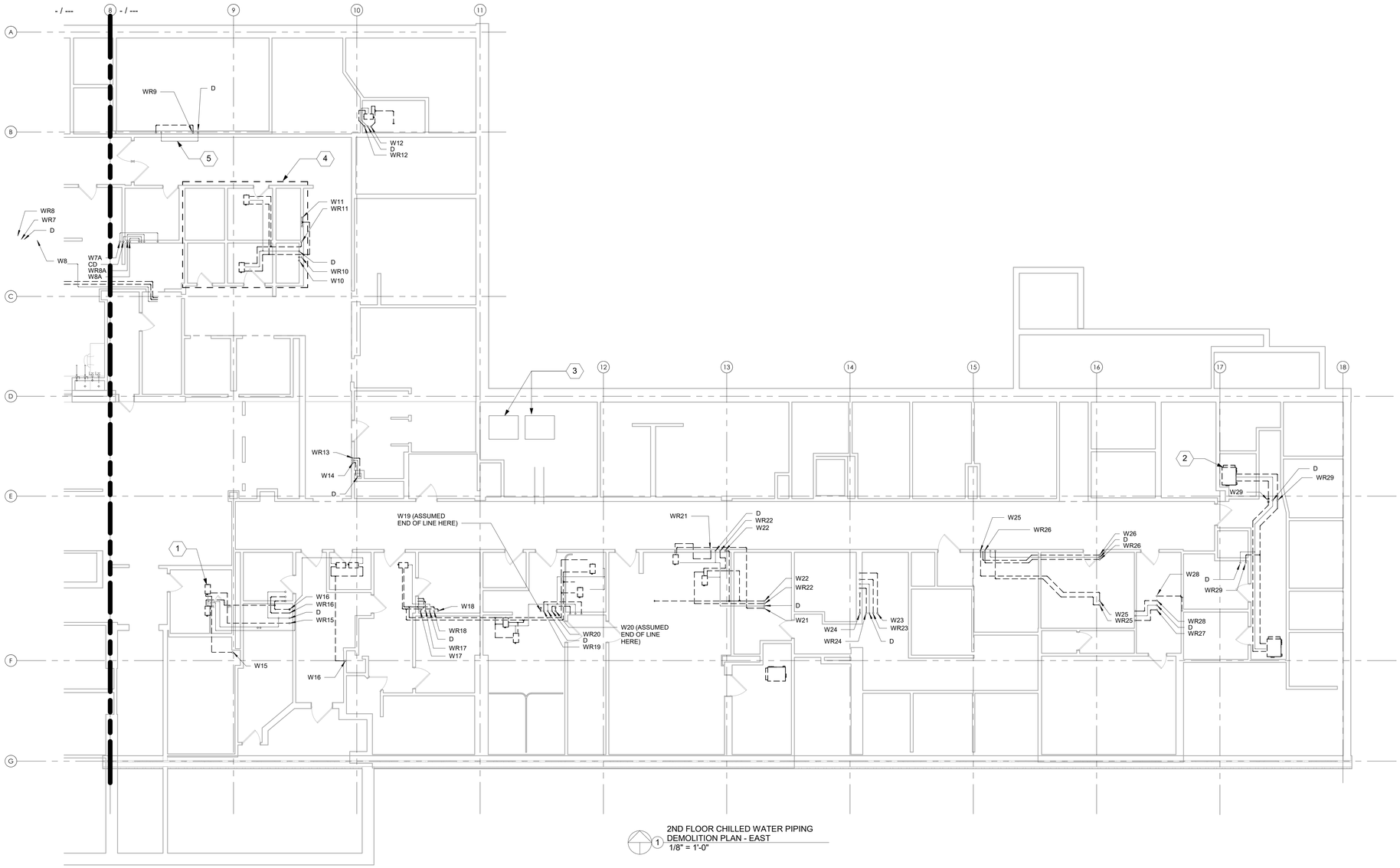

1 2ND FLOOR CHILLED WATER PIPING DEMOLITION PLAN - EAST
1/8" = 1'-0"

SHEET NOTES:

1. DRAWINGS ARE DIAGRAMMATIC IN NATURE. IT IS THE RESPONSIBILITY OF THE CONTRACTOR(S) TO VERIFY EXISTING DUCTWORK, PIPING AND EQUIPMENT LOCATIONS. REPORT ANY DISCREPANCIES BETWEEN PLANS AND SITE CONDITIONS TO A/E. CONTRACTOR SHALL COORDINATE WITH ALL OTHER TRADES AND EXISTING CONDITIONS.
2. DUCTWORK AND PIPING SIZES SHOWN ARE BEST INTERPRETATION OF AVAILABLE DATA. CONTRACTOR TO VERIFY PIPE SIZES DURING COURSE OF WORK, AND REPORT ANY DISCREPANCIES BETWEEN PLANS AND SITE CONDITIONS.
3. PHASING PLAN IS REQUIRED TO BE SUBMITTED FOR REVIEW AND APPROVAL BY THE AE AND VA COR. NO DEMOLITION IS TO OCCUR UNTIL THE SUBMITTAL IS APPROVED BY THE VA COR.
4. ALL OUTAGES AND WORK PLANS REQUIRE MINIMUM 14 CALENDAR DAYS REVIEW AND APPROVAL BY THE VA COR AND FRESNO VAMC.
5. WORK IS TO BE COMPLETED TO MINIMIZE IMPACTS TO VETERAN CARE AND TO PREVENT SYSTEM OUTAGES.

KEY NOTES:

1. 2-PIPE DUAL TEMPERATURE FAN COIL UNIT DESIGNATED WITH THIS SYMBOL, TYPICAL.
2. DUAL TEMPERATURE DUCT COIL DESIGNATED WITH THIS SYMBOL, TYPICAL.
3. EXISTING UNIT AND ASSOCIATED PIPING TO REMAIN.
4. AREA TO BE RENOVATED WITH PROJECT 570-20-700 FRESNO VAMC EHRM INFRASTRUCTURE UPGRADE PROJECT. CONTRACTOR TO CONFIRM WITH COR ANY NEW CHILLED WATER CONNECTIONS AND NECESSARY DEMOLITION OF EXISTING CHILLED WATER RISERS.
5. PIPE ROUTING SHOWN IS DIAGRAMMATIC IN NATURE, AND IS DRAWN SUCH THAT PIPE CONNECTIONS AND VALVES ARE CLEARLY DENOTED. CONTRACTOR IS RESPONSIBLE TO ADJUST THE PIPE ROUTING IN ACCORDANCE WITH VA STANDARDS AND TO COORDINATE WITH EXISTING CONDITIONS AND OTHER TRADES WHILE MAINTAINING PROPER MAINTENANCE ACCESS TO VALVES AND OTHER EQUIPMENT.

KEY PLAN

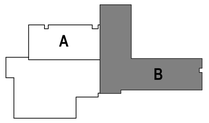

BID SET	05/04/2026
Revisions:	Date:

CONSULTANT

DAVENERGY SOLUTIONS
2207 GARNET AVE, SUITE I
SAN DIEGO, CA 92109
619-770-8552

DESIGNER OF RECORD

A/E:
DAVENERGY SOLUTIONS
2207 GARNET AVE, SUITE I
SAN DIEGO, CA 92109
619-770-8552

STAMP

05/04/2026

Office of Construction and Facilities Management

VA U.S. Department of Veterans Affairs

Drawing Title: FLOOR 2 CHILLED WATER PIPING DEMOLITION - EAST

Approved: Approver

Phase: BID SET

-

Project Title: REPLACE AND EXPAND CHILLED WATER INFRASTRUCTURE, BUILDING 1 AND OPC

Location: FRESNO VA HOSPITAL, 2615 E CLINTON AVE, FRESNO, CA 93703

Issue Date: 05/04/2026 | Checked: JMM | Drawn: JM

Project Number: 570-20-308

Building Number:

Drawing Number: MD104B-1

VA FORM 08 - 6231

Autodesk Docs://222010 VA Fresno Chilled Water Infrastructure/570-20-308 VA CA Fresno Chilled Water Infrastructure_MECH-R23.rvt
5/3/2026 5:11:26 PM

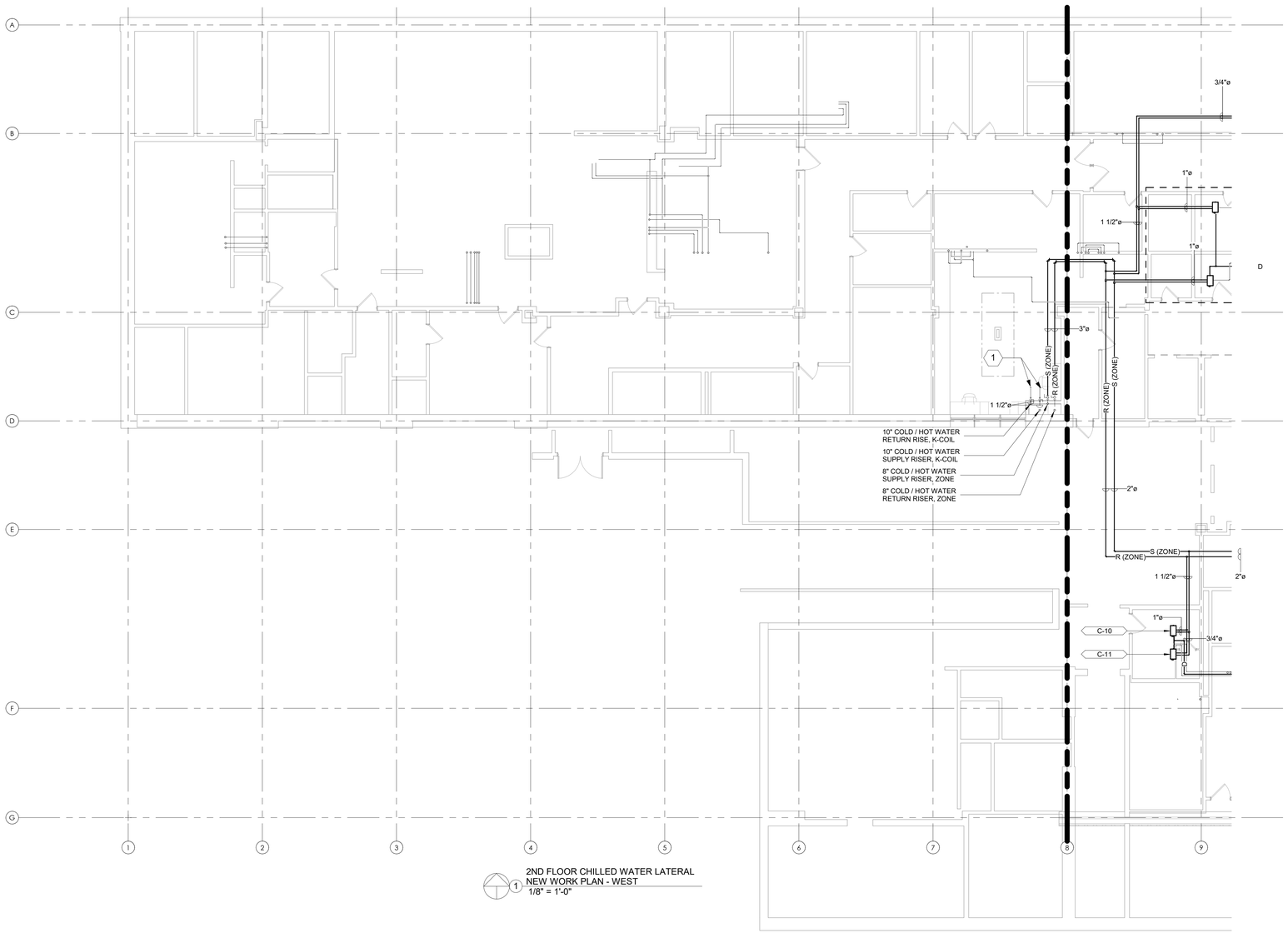

1 2ND FLOOR CHILLED WATER LATERAL NEW WORK PLAN - WEST
1/8" = 1'-0"

SHEET NOTES:

1. PIPE SIZES FOR OPC PIPING WILL BE DETERMINED AFTER THE TERMINAL UNITS IN THE AREA ARE VERIFIED.
2. DRAWINGS ARE DIAGRAMMATIC IN NATURE. IT IS THE RESPONSIBILITY OF CONTRACTOR TO VERIFY EXISTING PIPING AND EQUIPMENT LOCATIONS. REPORT ANY DISCREPANCIES BETWEEN PLANS AND SITE CONDITIONS TO A/E. CONTRACTOR SHALL COORDINATE INSTALLATION ROUTING WITH ALL OTHER TRADES AND EXISTING CONDITIONS.
3. NEW PIPE INSULATION SHALL COMPLY WITH SPECIFICATION SECTION 23 07 11. COORDINATE PIPE ROUTING AND CLEARANCES WITH ALL DISCIPLINES ACCORDINGLY.

KEY NOTES:

1. PROVIDE ISOLATION VALVE AND CAP PIPE ABOVE CEILING FOR FUTURE CONNECTION AS PART OF FUTURE PROJECTS.

KEY PLAN

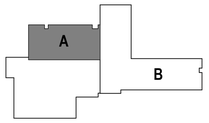

BID SET	05/04/2026
Revisions:	Date:

CONSULTANT

DAVENERGY SOLUTIONS
2207 GARNET AVE, SUITE I
SAN DIEGO, CA 92109
619-770-8552

DESIGNER OF RECORD

A/E:
DAVENERGY SOLUTIONS
2207 GARNET AVE, SUITE I
SAN DIEGO, CA 92109
619-770-8552

STAMP

PROFESSIONAL ENGINEER JUSTIN M. MILLER M 41763 MECHANICAL STATE OF CALIFORNIA
05/04/2026

Office of Construction and Facilities Management

VA U.S. Department of Veterans Affairs

Drawing Title: FLOOR 2 CHILLED WATER LATERAL NEW WORK - WEST

Approved: Approver

Phase: BID SET

-

Project Title: REPLACE AND EXPAND CHILLED WATER INFRASTRUCTURE, BUILDING 1 AND OPC

Location: FRESNO VA HOSPITAL, 2615 E CLINTON AVE, FRESNO, CA 93703

Issue Date: 05/04/2026 | Checked: JMM | Drawn: JM

Project Number: 570-20-308

Building Number:

Drawing Number: MP104A-2

VA FORM 08 - 6231

Autodesk Docs://22201/0 VA Fresno Chilled Water Infrastructure/570-20-308 VA CA Fresno Chilled Water Infrastructure_MECH-R23.rvt 5/3/2026 5:11:29 PM

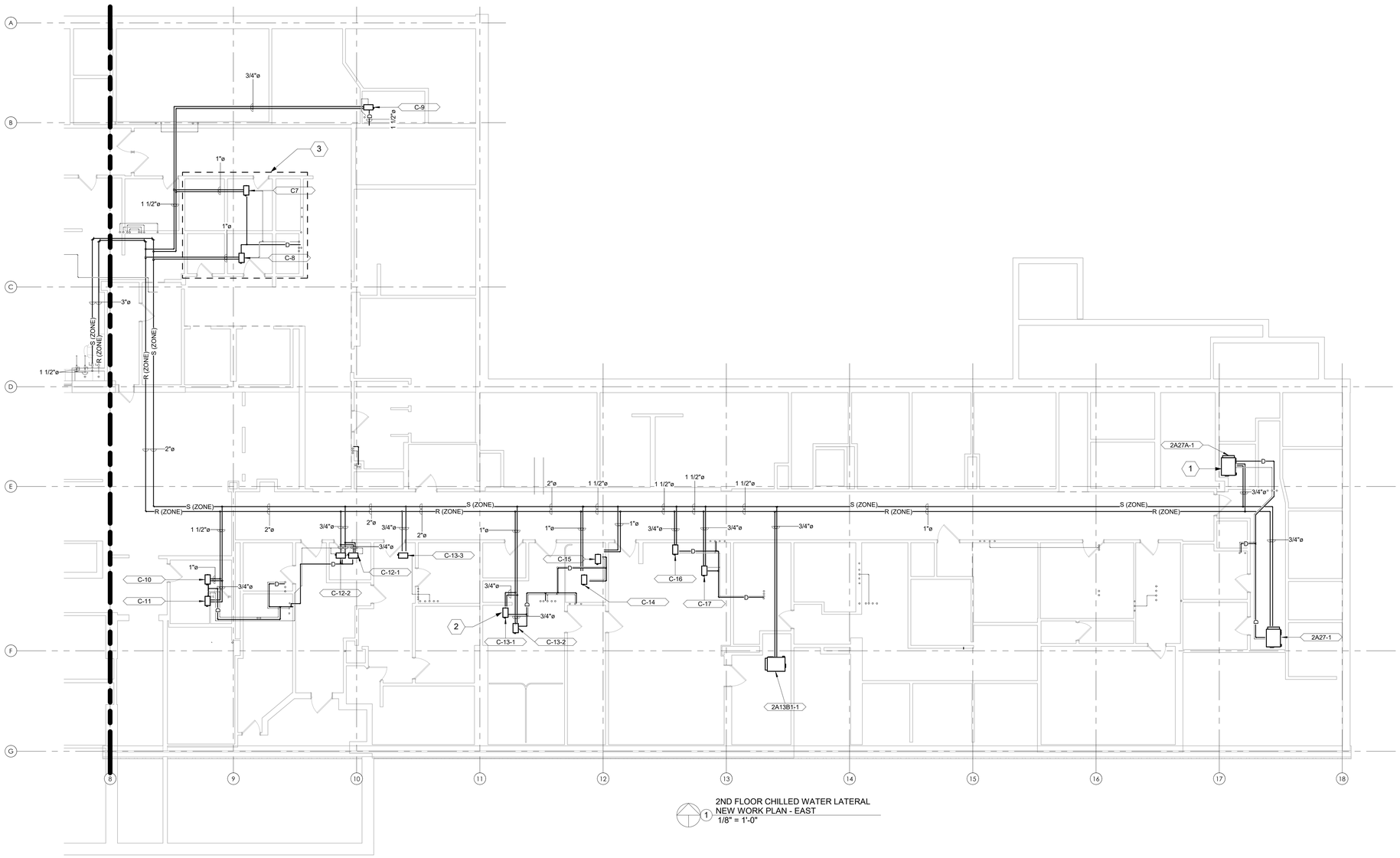

1 2ND FLOOR CHILLED WATER LATERAL NEW WORK PLAN - EAST
1/8" = 1'-0"

SHEET NOTES:

1. PIPE SIZES FOR OPC PIPING WILL BE DETERMINED AFTER THE TERMINAL UNITS IN THE AREA ARE VERIFIED.
2. DRAWINGS ARE DIAGRAMMATIC IN NATURE. IT IS THE RESPONSIBILITY OF CONTRACTOR TO VERIFY EXISTING PIPING AND EQUIPMENT LOCATIONS. REPORT ANY DISCREPANCIES BETWEEN PLANS AND SITE CONDITIONS TO A/E. CONTRACTOR SHALL COORDINATE INSTALLATION ROUTING WITH ALL OTHER TRADES AND EXISTING CONDITIONS.
3. NEW PIPE INSULATION SHALL COMPLY WITH SPECIFICATION SECTION 23 07 11. COORDINATE PIPE ROUTING AND CLEARANCES WITH ALL DISCIPLINES ACCORDINGLY.

KEY NOTES:

1. 2-PIPE DUAL TEMPERATURE FAN COIL UNIT DESIGNATED WITH THIS SYMBOL, TYPICAL.
2. DUAL TEMPERATURE DUCT COIL DESIGNATED WITH THIS SYMBOL, TYPICAL.
3. AREA TO BE RENOVATED WITH PROJECT 570-20-700 FRESNO VAMC EHRM INFRASTRUCTURE UPGRADE PROJECT. CONTRACTOR TO CONFIRM WITH COR ANY NEW CHILLED WATER CONNECTIONS AND NECESSARY DEMOLITION OF EXISTING CHILLED WATER RISERS.

KEY PLAN

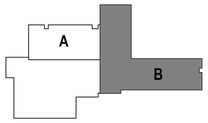

BID SET	05/04/2026
Revisions:	Date:

CONSULTANT

DAVENERGY SOLUTIONS
2207 GARNET AVE, SUITE I
SAN DIEGO, CA 92109
619-770-8552

DESIGNER OF RECORD

A/E:
DAVENERGY SOLUTIONS
2207 GARNET AVE, SUITE I
SAN DIEGO, CA 92109
619-770-8552

STAMP

05/04/2026

Office of Construction and Facilities Management

VA U.S. Department of Veterans Affairs

Drawing Title: FLOOR 2 CHILLED WATER LATERAL NEW WORK - EAST

Approved: Approver

Phase: BID SET

-

Project Title: REPLACE AND EXPAND CHILLED WATER INFRASTRUCTURE, BUILDING 1 AND OPC

Location: FRESNO VA HOSPITAL, 2615 E CLINTON AVE, FRESNO, CA 93703

Issue Date: 05/04/2026 | Checked: JMM | Drawn: JM

Project Number: 570-20-308

Building Number:

Drawing Number: MP104B-2

VA FORM 08 - 6231

Autodesk Docs://22201/0 VA Fresno Chilled Water Infrastructure/570-20-308 VA CA Fresno Chilled Water Infrastructure_MECH-R23.rvt 5/3/2026 5:11:33 PM

1 2ND FLOOR CONDENSATE RISER DEMOLITION PLAN - WEST
1/8" = 1'-0"

SHEET NOTES:

1. DRAWINGS ARE DIAGRAMMATIC IN NATURE. IT IS THE RESPONSIBILITY OF THE CONTRACTOR(S) TO VERIFY EXISTING DUCTWORK, PIPING AND EQUIPMENT LOCATIONS. REPORT ANY DISCREPANCIES BETWEEN PLANS AND SITE CONDITIONS TO A/E. CONTRACTOR SHALL COORDINATE WITH ALL OTHER TRADES AND EXISTING CONDITIONS.
2. DUCTWORK AND PIPING SIZES SHOWN ARE BEST INTERPRETATION OF AVAILABLE DATA. CONTRACTOR TO VERIFY PIPE SIZES DURING COURSE OF WORK, AND REPORT ANY DISCREPANCIES BETWEEN PLANS AND SITE CONDITIONS.
3. PHASING PLAN IS REQUIRED TO BE SUBMITTED FOR REVIEW AND APPROVAL BY THE AE AND VA COR. NO DEMOLITION IS TO OCCUR UNTIL THE SUBMITTAL IS APPROVED BY THE VA COR.
4. ALL OUTAGES AND WORK PLANS REQUIRE MINIMUM 14 CALENDAR DAYS REVIEW AND APPROVAL BY THE VA COR AND FRESNO VAMC.
5. WORK IS TO BE COMPLETED TO MINIMIZE IMPACTS TO VETERAN CARE AND TO PREVENT SYSTEM OUTAGES.

KEY NOTES:

KEY PLAN

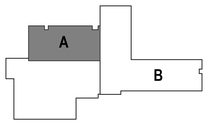

BID SET	05/04/2026
Revisions:	Date:

CONSULTANT

DAVENERGY SOLUTIONS
2207 GARNET AVE, SUITE I
SAN DIEGO, CA 92109
619-770-8552

DESIGNER OF RECORD

A/E:
DAVENERGY SOLUTIONS
2207 GARNET AVE, SUITE I
SAN DIEGO, CA 92109
619-770-8552

STAMP

PROFESSIONAL ENGINEER JUSTIN M. MILLER M 41763 MECHANICAL STATE OF CALIFORNIA
05/04/2026

Office of Construction and Facilities Management

VA U.S. Department of Veterans Affairs

Drawing Title: FLOOR 2 CONDENSATE RISER DEMOLITION - WEST

Approved: Approver

Phase: BID SET

-

Project Title: REPLACE AND EXPAND CHILLED WATER INFRASTRUCTURE, BUILDING 1 AND OPC

Location: FRESNO VA HOSPITAL, 2615 E CLINTON AVE, FRESNO, CA 93703

Issue Date: 05/04/2026 | Checked: JMM | Drawn: JM

Project Number: 570-20-308

Building Number:

Drawing Number: MD104A-2

VA FORM 08 - 6231

Autodesk Docs://22201/0 VA Fresno Chilled Water Infrastructure/570-20-308 VA CA Fresno Chilled Water Infrastructure_MECH-R23.rvt 5/3/2026 5:11:33 PM

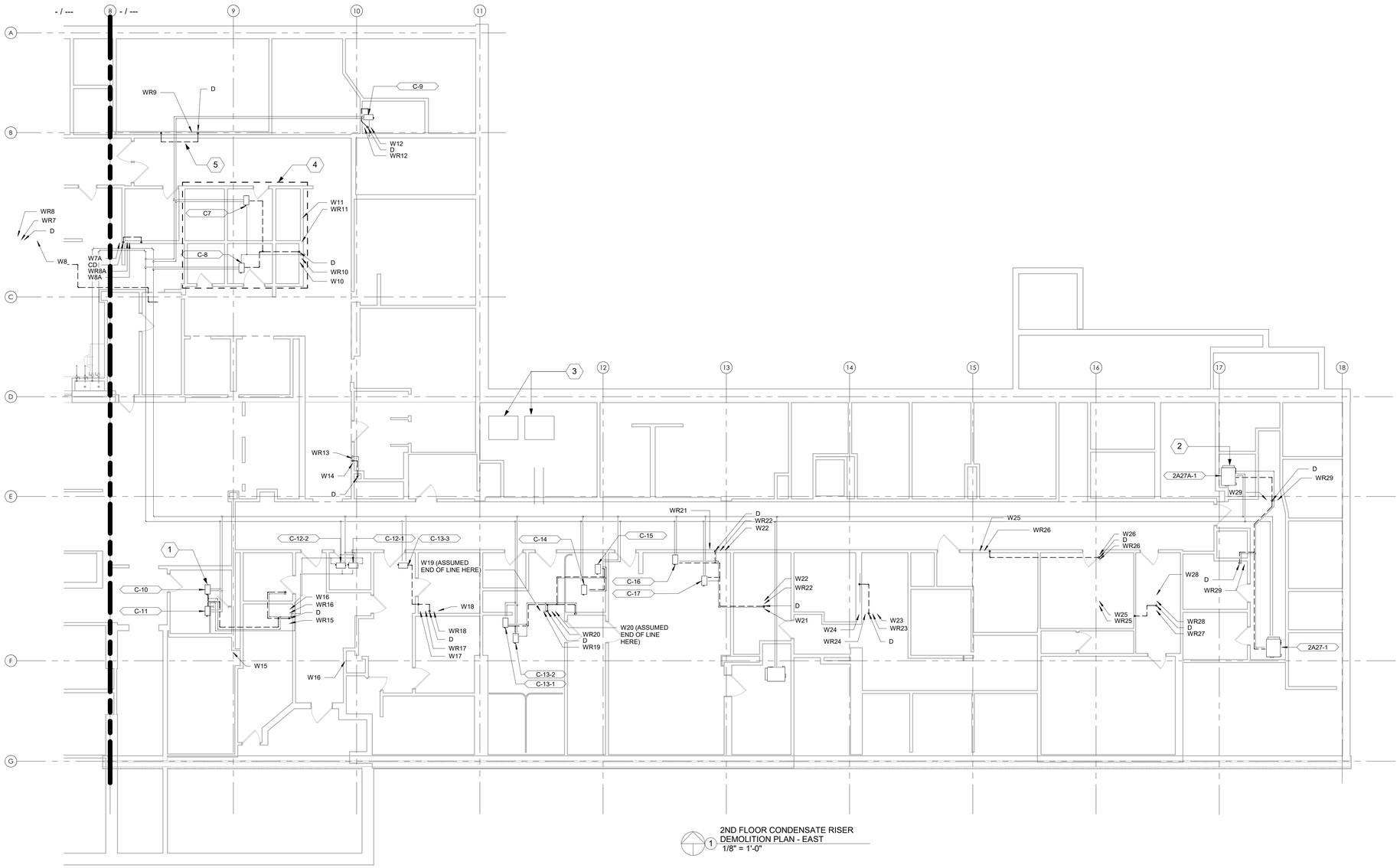

1 2ND FLOOR CONDENSATE RISER DEMOLITION PLAN - EAST
1/8" = 1'-0"

SHEET NOTES:

1. DRAWINGS ARE DIAGRAMMATIC IN NATURE. IT IS THE RESPONSIBILITY OF THE CONTRACTOR(S) TO VERIFY EXISTING DUCTWORK, PIPING AND EQUIPMENT LOCATIONS. REPORT ANY DISCREPANCIES BETWEEN PLANS AND SITE CONDITIONS TO A/E. CONTRACTOR SHALL COORDINATE WITH ALL OTHER TRADES AND EXISTING CONDITIONS.
2. DUCTWORK AND PIPING SIZES SHOWN ARE BEST INTERPRETATION OF AVAILABLE DATA. CONTRACTOR TO VERIFY PIPE SIZES DURING COURSE OF WORK, AND REPORT ANY DISCREPANCIES BETWEEN PLANS AND SITE CONDITIONS.
3. PHASING PLAN IS REQUIRED TO BE SUBMITTED FOR REVIEW AND APPROVAL BY THE AE AND VA COR. NO DEMOLITION IS TO OCCUR UNTIL THE SUBMITTAL IS APPROVED BY THE VA COR.
4. ALL OUTAGES AND WORK PLANS REQUIRE MINIMUM 14 CALENDAR DAYS REVIEW AND APPROVAL BY THE VA COR AND FRESNO VAMC.
5. WORK IS TO BE COMPLETED TO MINIMIZE IMPACTS TO VETERAN CARE AND TO PREVENT SYSTEM OUTAGES.

KEY NOTES:

1. 2-PIPE DUAL TEMPERATURE FAN COIL UNIT DESIGNATED WITH THIS SYMBOL, TYPICAL.
2. DUAL TEMPERATURE DUCT COIL DESIGNATED WITH THIS SYMBOL, TYPICAL.
3. EXISTING UNIT AND ASSOCIATED PIPING TO REMAIN.
4. AREA TO BE RENOVATED WITH PROJECT 570-20-700 FRESNO VAMC EHRM INFRASTRUCTURE UPGRADE PROJECT. CONTRACTOR TO CONFIRM WITH COR ANY NEW CHILLED WATER CONNECTIONS AND NECESSARY DEMOLITION OF EXISTING CHILLED WATER RISERS.
5. PIPE ROUTING SHOWN IS DIAGRAMMATIC IN NATURE, AND IS DRAWN SUCH THAT PIPE CONNECTIONS AND VALVES ARE CLEARLY DENOTED. CONTRACTOR IS RESPONSIBLE TO ADJUST THE PIPE ROUTING IN ACCORDANCE WITH VA STANDARDS AND TO COORDINATE WITH EXISTING CONDITIONS AND OTHER TRADES WHILE MAINTAINING PROPER MAINTENANCE ACCESS TO VALVES AND OTHER EQUIPMENT.

KEY PLAN

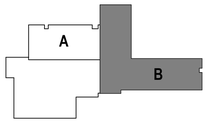

BID SET	05/04/2026
Revisions:	Date:

VA FORM 08 - 6231

CONSULTANT

DAVENERGY SOLUTIONS
2207 GARNET AVE, SUITE I
SAN DIEGO, CA 92109
619-770-8552

DAVENERGY SOLUTIONS ENGINEERING | CONSTRUCTION MANAGEMENT

DESIGNER OF RECORD

A/E:
DAVENERGY SOLUTIONS
2207 GARNET AVE, SUITE I
SAN DIEGO, CA 92109
619-770-8552

DAVENERGY SOLUTIONS ENGINEERING | CONSTRUCTION MANAGEMENT

STAMP

05/04/2026

Office of Construction and Facilities Management

VA U.S. Department of Veterans Affairs

Drawing Title
FLOOR 2 CONDENSATE RISER DEMOLITION - EAST

Phase
BID SET

Approved: Approver

Project Title
REPLACE AND EXPAND CHILLED WATER INFRASTRUCTURE, BUILDING 1 AND OPC

Project Number
570-20-308

Building Number

Location
FRESNO VA HOSPITAL
2615 E CLINTON AVE, FRESNO, CA 93703

Drawing Number
MD104B-2

Issue Date	Checked	Drawn
05/04/2026	JMM	JM

Autodesk Docs://220010 VA Fresno Chilled Water Infrastructure/570-20-308 VA CA Fresno Chilled Water Infrastructure_MECH-R23.rvt
5/3/2026 5:11:37 PM

1 2ND FLOOR CONDENSATE RISER NEW WORK PLAN - WEST
1/8" = 1'-0"

SHEET NOTES:

1. PIPE SIZES FOR OPC PIPING WILL BE DETERMINED AFTER THE TERMINAL UNITS IN THE AREA ARE VERIFIED.
2. DRAWINGS ARE DIAGRAMMATIC IN NATURE. IT IS THE RESPONSIBILITY OF CONTRACTOR TO VERIFY EXISTING PIPING AND EQUIPMENT LOCATIONS. REPORT ANY DISCREPANCIES BETWEEN PLANS AND SITE CONDITIONS TO A/E. CONTRACTOR SHALL COORDINATE INSTALLATION ROUTING WITH ALL OTHER TRADES AND EXISTING CONDITIONS.
3. NEW PIPE INSULATION SHALL COMPLY WITH SPECIFICATION SECTION 23 07 11. COORDINATE PIPE ROUTING AND CLEARANCES WITH ALL DISCIPLINES ACCORDINGLY.

KEY NOTES:

KEY PLAN

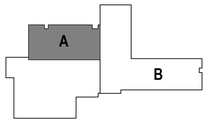

BID SET	05/04/2026
Revisions:	Date:

CONSULTANT

DAVENERGY SOLUTIONS
2207 GARNET AVE, SUITE I
SAN DIEGO, CA 92109
619-770-8552

DESIGNER OF RECORD

A/E:
DAVENERGY SOLUTIONS
2207 GARNET AVE, SUITE I
SAN DIEGO, CA 92109
619-770-8552

STAMP

PROFESSIONAL ENGINEER
JUSTIN M. MILLER
M 41763
MECHANICAL
STATE OF CALIFORNIA
05/04/2026

Office of Construction and Facilities Management

VA U.S. Department of Veterans Affairs

Drawing Title: FLOOR 2 CONDENSATE RISER NEW WORK - WEST	Phase: BID SET	Project Title: REPLACE AND EXPAND CHILLED WATER INFRASTRUCTURE, BUILDING 1 AND OPC	Project Number: 570-20-308
Approved: Approver	-	Location: FRESNO VA HOSPITAL, 2615 E CLINTON AVE, FRESNO, CA 93703	Building Number:
		Issue Date: 05/04/2026 · Checked: JMM · Drawn: JM	Drawing Number: MP104A-3

Autodesk Docs://22201/0 VA Fresno Chilled Water Infrastructure/570-20-308 VA CA Fresno Chilled Water Infrastructure_MECH-R23.rvt
5/3/2026 5:11:39 PM

VA FORM 08 - 6231

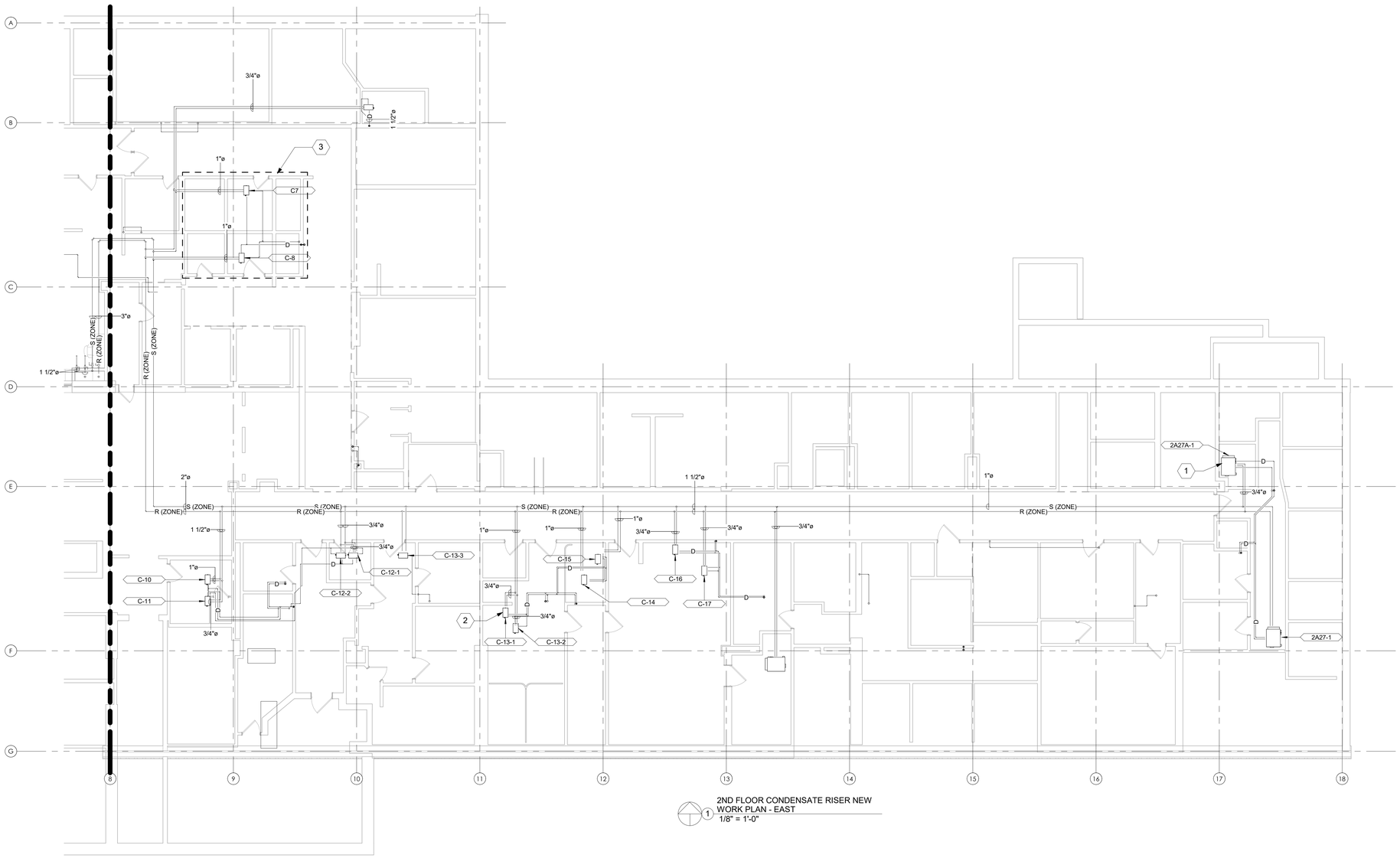

2ND FLOOR CONDENSATE RISER NEW WORK PLAN - EAST
1/8" = 1'-0"

SHEET NOTES:

1. PIPE SIZES FOR OPC PIPING WILL BE DETERMINED AFTER THE TERMINAL UNITS IN THE AREA ARE VERIFIED.
2. DRAWINGS ARE DIAGRAMMATIC IN NATURE. IT IS THE RESPONSIBILITY OF CONTRACTOR TO VERIFY EXISTING PIPING AND EQUIPMENT LOCATIONS. REPORT ANY DISCREPANCIES BETWEEN PLANS AND SITE CONDITIONS TO A/E. CONTRACTOR SHALL COORDINATE INSTALLATION ROUTING WITH ALL OTHER TRADES AND EXISTING CONDITIONS.
3. NEW PIPE INSULATION SHALL COMPLY WITH SPECIFICATION SECTION 23 07 11. COORDINATE PIPE ROUTING AND CLEARANCES WITH ALL DISCIPLINES ACCORDINGLY.

KEY NOTES:

1. EXISTING 2-PIPE DUAL TEMPERATURE FAN COIL UNIT DESIGNATED WITH THIS SYMBOL, TYPICAL.
2. EXISTING DUAL TEMPERATURE DUCT COIL DESIGNATED WITH THIS SYMBOL, TYPICAL.
3. AREA TO BE RENOVATED WITH PROJECT 570-20-700 FRESNO VAMC EHRM INFRASTRUCTURE UPGRADE PROJECT. CONTRACTOR TO CONFIRM WITH COR ANY NEW CHILLED WATER CONNECTIONS AND NECESSARY DEMOLITION OF EXISTING CHILLED WATER RISERS.

KEY PLAN

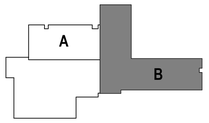

BID SET	05/04/2026
Revisions:	Date:

VA FORM 08 - 6231

CONSULTANT

DAVENERGY SOLUTIONS
2207 GARNET AVE, SUITE I
SAN DIEGO, CA 92109
619-770-8552

DESIGNER OF RECORD

A/E:
DAVENERGY SOLUTIONS
2207 GARNET AVE, SUITE I
SAN DIEGO, CA 92109
619-770-8552

STAMP: PROFESSIONAL ENGINEER JUSTIN M. MILLER M 41763 MECHANICAL STATE OF CALIFORNIA 05/04/2026

Office of Construction and Facilities Management

VA U.S. Department of Veterans Affairs

Drawing Title: FLOOR 2 CONDENSATE RISER NEW WORK - EAST	Phase: BID SET	Project Title: REPLACE AND EXPAND CHILLED WATER INFRASTRUCTURE, BUILDING 1 AND OPC	Project Number: 570-20-308
Approved: Approver	-	Location: FRESNO VA HOSPITAL, 2615 E CLINTON AVE, FRESNO, CA 93703	Building Number:
		Issue Date: 05/04/2026 · Checked: JMM · Drawn: JM	Drawing Number: MP104B-3

Autodesk Docs://22201/0 VA Fresno Chilled Water Infrastructure/570-20-308 VA CA Fresno Chilled Water Infrastructure_MEC/H-R23.rvt 5/3/2026 5:11:43 PM

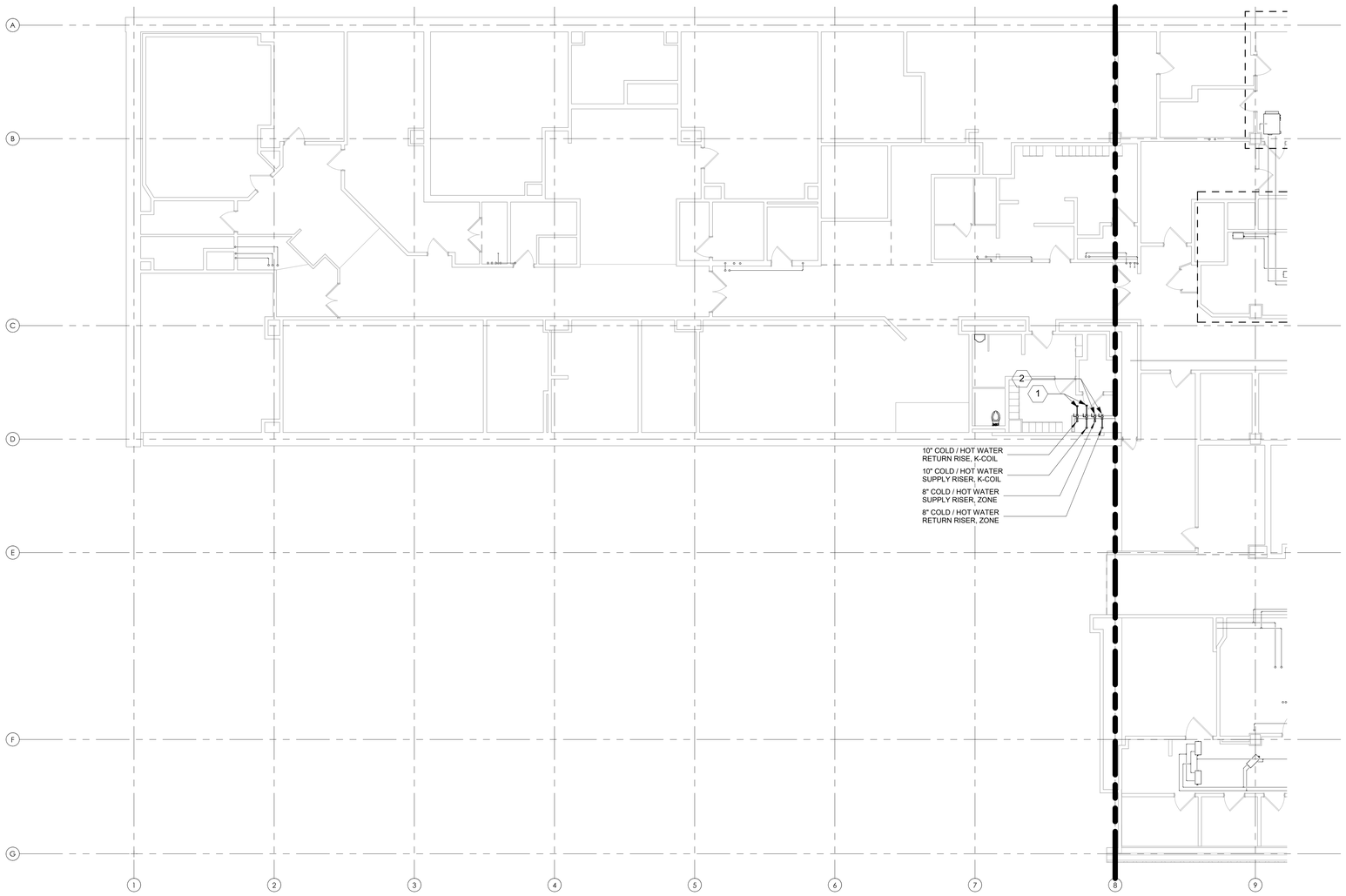

1 3RD FLOOR CHILLED WATER RISER NEW WORK PLAN - WEST
1/8" = 1'-0"

SHEET NOTES:

1. PIPE SIZES FOR OPC PIPING WILL BE DETERMINED AFTER THE TERMINAL UNITS IN THE AREA ARE VERIFIED.
2. DRAWINGS ARE DIAGRAMMATIC IN NATURE. IT IS THE RESPONSIBILITY OF CONTRACTOR TO VERIFY EXISTING PIPING AND EQUIPMENT LOCATIONS. REPORT ANY DISCREPANCIES BETWEEN PLANS AND SITE CONDITIONS TO A/E. CONTRACTOR SHALL COORDINATE INSTALLATION ROUTING WITH ALL OTHER TRADES AND EXISTING CONDITIONS.
3. NEW PIPE INSULATION SHALL COMPLY WITH SPECIFICATION SECTION 23 07 11. COORDINATE PIPE ROUTING AND CLEARANCES WITH ALL DISCIPLINES ACCORDINGLY.

KEY NOTES:

1. PROVIDE ISOLATION VALVE AND CAP PIPE ABOVE CEILING FOR FUTURE CONNECTION AS PART OF FUTURE PROJECTS.
2. INSTALL PIPE ABOVE CEILING. PROVIDE ISOLATION VALVE AND PREPARE FOR CONNECTION ON A FUTURE PHASE OF THIS PROJECT.

KEY PLAN

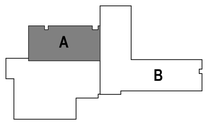

BID SET	05/04/2026
Revisions:	Date:

CONSULTANT

DAVENERGY SOLUTIONS
2207 GARNET AVE, SUITE I
SAN DIEGO, CA 92109
619-770-8552

DESIGNER OF RECORD

A/E:
DAVENERGY SOLUTIONS
2207 GARNET AVE, SUITE I
SAN DIEGO, CA 92109
619-770-8552

STAMP

05/04/2026

Office of Construction and Facilities Management

VA U.S. Department of Veterans Affairs

Drawing Title: FLOOR 3 CHILLED WATER RISER NEW WORK - WEST

Approved: Approver

Phase: BID SET

-

Project Title: REPLACE AND EXPAND CHILLED WATER INFRASTRUCTURE, BUILDING 1 AND OPC

Location: FRESNO VA HOSPITAL, 2615 E CLINTON AVE, FRESNO, CA 93703

Issue Date: 05/04/2026 | Checked: JMM | Drawn: JM

Project Number: 570-20-308

Building Number:

Drawing Number: MP105A-1

VA FORM 08 - 6231

Autodesk Docs://22/2010 VA Fresno Chilled Water Infrastructure/570-20-308 VA CA Fresno Chilled Water Infrastructure_MECH-R23.rvt
5/3/2026 5:11:45 PM

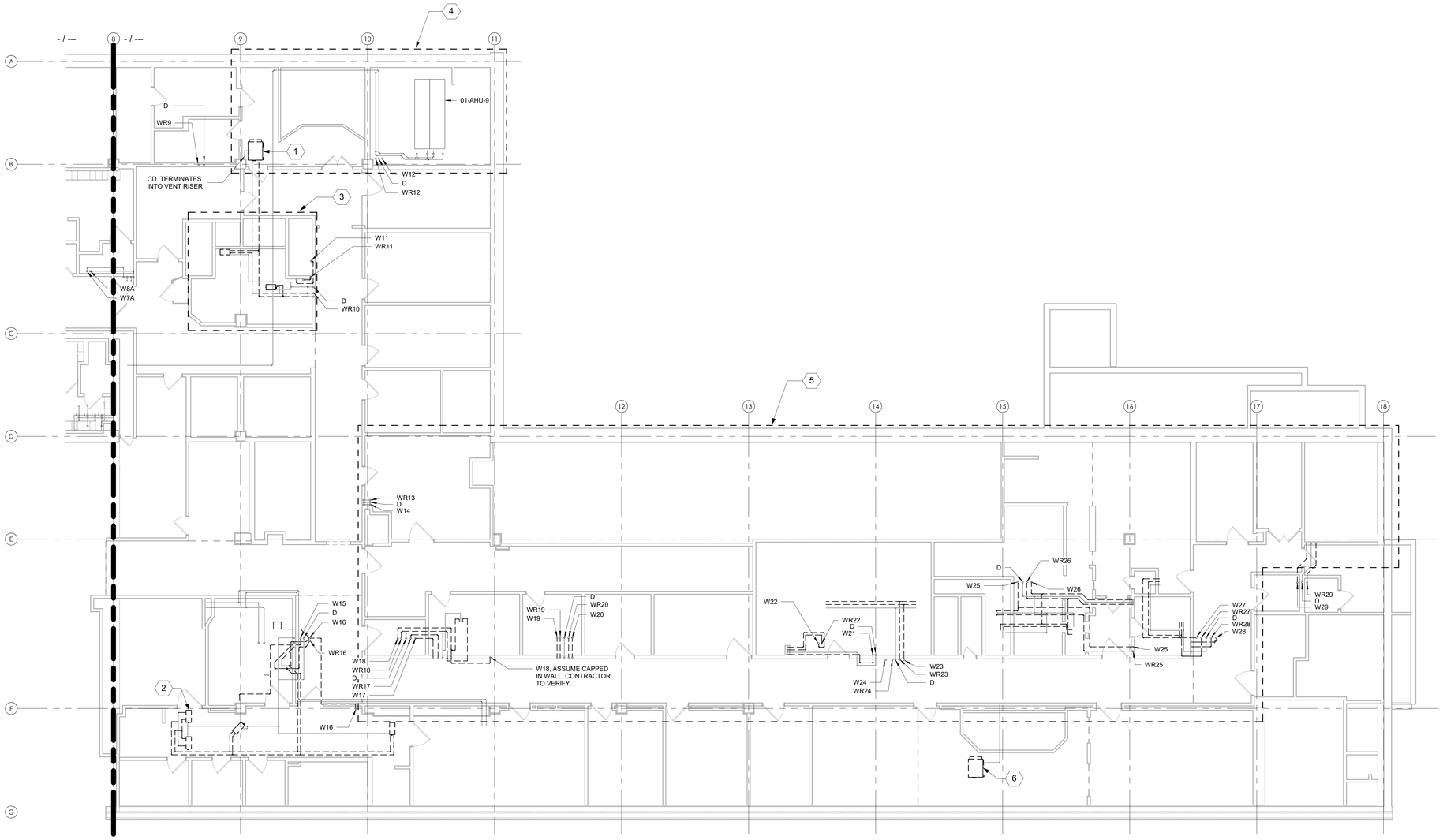

1 3RD FLOOR CHILLED WATER PIPING DEMOLITION PLAN - EAST
1/8" = 1'-0"

SHEET NOTES:

1. DRAWINGS ARE DIAGRAMMATIC IN NATURE. IT IS THE RESPONSIBILITY OF THE CONTRACTOR(S) TO VERIFY EXISTING DUCTWORK, PIPING AND EQUIPMENT LOCATIONS. REPORT ANY DISCREPANCIES BETWEEN PLANS AND SITE CONDITIONS TO A/E. CONTRACTOR SHALL COORDINATE WITH ALL OTHER TRADES AND EXISTING CONDITIONS.
2. DUCTWORK AND PIPING SIZES SHOWN ARE BEST INTERPRETATION OF AVAILABLE DATA. CONTRACTOR TO VERIFY PIPE SIZES DURING COURSE OF WORK, AND REPORT ANY DISCREPANCIES BETWEEN PLANS AND SITE CONDITIONS.
3. PHASING PLAN IS REQUIRED TO BE SUBMITTED FOR REVIEW AND APPROVAL BY THE AE AND VA COR. NO DEMOLITION IS TO OCCUR UNTIL THE SUBMITTAL IS APPROVED BY THE VA COR.
4. ALL OUTAGES AND WORK PLANS REQUIRE MINIMUM 14 CALENDAR DAYS REVIEW AND APPROVAL BY THE VA COR AND FRESNO VAMC.
5. WORK IS TO BE COMPLETED TO MINIMIZE IMPACTS TO VETERAN CARE AND TO PREVENT SYSTEM OUTAGES.

KEY NOTES:

1. 2-PIPE DUAL TEMPERATURE FAN COIL UNIT DESIGNATED WITH THIS SYMBOL, TYPICAL.
2. DUAL TEMPERATURE DUCT COIL DESIGNATED WITH THIS SYMBOL, TYPICAL.
3. AREA TO BE RENOVATED WITH PROJECT 570-20-700 FRESNO VAMC EHRM INFRASTRUCTURE UPGRADE PROJECT. CONTRACTOR TO CONFIRM WITH COR ANY NEW CHILLED WATER CONNECTIONS AND NECESSARY DEMOLITION OF EXISTING CHILLED WATER RISERS.
4. AREA TO BE RENOVATED WITH PROJECT 570-19-307 REPLACE MECH SYSTEMS BLDG 1. CONTRACTOR TO CONFIRM WITH COR ANY NEW CHILLED WATER CONNECTIONS AND NECESSARY DEMOLITION OF EXISTING CHILLED WATER RISERS.
5. AREA TO BE RENOVATED WITH PROJECT 570-17-207 FRESNO SPS / LOGISTICS RENOVATION. CONTRACTOR TO CONFIRM WITH COR ANY NEW CHILLED WATER CONNECTIONS AND NECESSARY DEMOLITION OF EXISTING CHILLED WATER RISERS.
6. CONTRACTOR TO VERIFY IF UNIT IS CONNECTED TO THE DEDICATED CHILLED WATER SYSTEM OR THE SEASONAL CHANGE OVER SYSTEM. IF UNIT IS ON THE DEDICATED CHILLED WATER SYSTEM, NO WORK IS REQUIRED ON THE UNIT OR CONNECTED PIPES. IF UNIT IS ON THE SEASONAL CHANGE OVER SYSTEM, DEMOLISH PIPING AND INSTALL NEW PER PHASING PLAN.

KEY PLAN

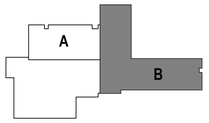

BID SET	05/04/2026
Revisions:	Date:

CONSULTANT

DAVENERGY SOLUTIONS
2207 GARNET AVE, SUITE I
SAN DIEGO, CA 92109
619-770-8552

DESIGNER OF RECORD

A/E:
DAVENERGY SOLUTIONS
2207 GARNET AVE, SUITE I
SAN DIEGO, CA 92109
619-770-8552

STAMP

05/04/2026

Office of Construction and Facilities Management

VA U.S. Department of Veterans Affairs

Drawing Title: FLOOR 3 CHILLED WATER PIPING DEMOLITION - EAST

Approved: Approver

Phase: BID SET

-

Project Title: REPLACE AND EXPAND CHILLED WATER INFRASTRUCTURE, BUILDING 1 AND OPC

Location: FRESNO VA HOSPITAL, 2615 E CLINTON AVE, FRESNO, CA 93703

Issue Date: 05/04/2026 | Checked: JMM | Drawn: JM

Project Number: 570-20-308

Building Number:

Drawing Number: MD105B-1

VA FORM 08 - 6231

Autodesk Docs://222010 VA Fresno Chilled Water Infrastructure/570-20-308 VA CA Fresno Chilled Water Infrastructure_MECH-R23.rvt

5/3/2026 5:11:48 PM

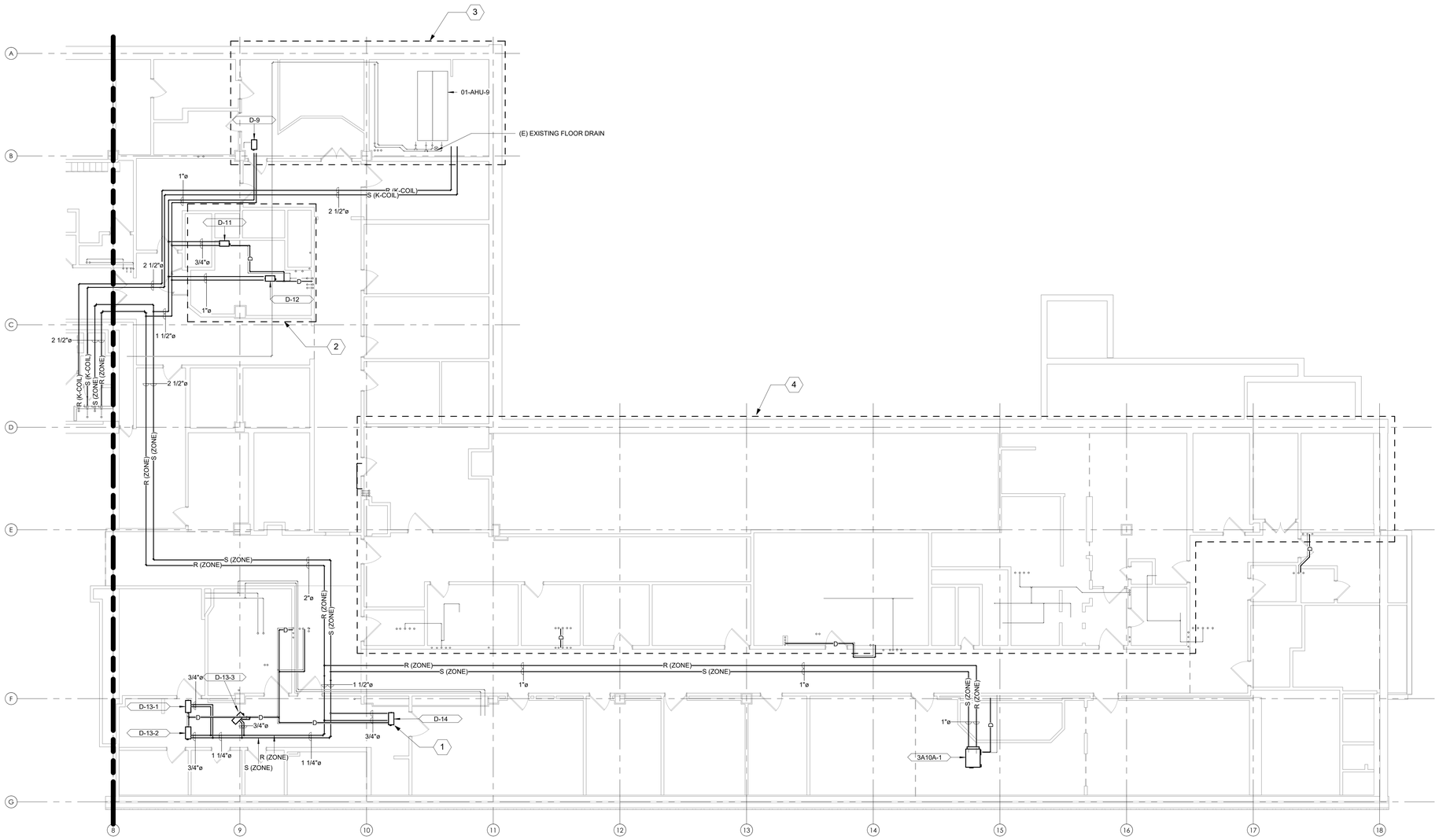

1 3RD FLOOR CHILLED WATER LATERAL NEW WORK PLAN - EAST
1/8" = 1'-0"

SHEET NOTES:

1. PIPE SIZES FOR OPC PIPING WILL BE DETERMINED AFTER THE TERMINAL UNITS IN THE AREA ARE VERIFIED.
2. DRAWINGS ARE DIAGRAMMATIC IN NATURE. IT IS THE RESPONSIBILITY OF CONTRACTOR TO VERIFY EXISTING PIPING AND EQUIPMENT LOCATIONS. REPORT ANY DISCREPANCIES BETWEEN PLANS AND SITE CONDITIONS TO A/E. CONTRACTOR SHALL COORDINATE INSTALLATION ROUTING WITH ALL OTHER TRADES AND EXISTING CONDITIONS.
3. NEW PIPE INSULATION SHALL COMPLY WITH SPECIFICATION SECTION 23 07 11. COORDINATE PIPE ROUTING AND CLEARANCES WITH ALL DISCIPLINES ACCORDINGLY.

KEY NOTES:

1. DUAL TEMPERATURE DUCT COIL DESIGNATED WITH THIS SYMBOL, TYPICAL.
2. AREA TO BE RENOVATED WITH PROJECT 570-20-700 FRESNO VAMC EHRM INFRASTRUCTURE UPGRADE PROJECT. CONTRACTOR TO CONFIRM WITH COR ANY NEW CHILLED WATER CONNECTIONS AND NECESSARY DEMOLITION OF EXISTING CHILLED WATER RISERS.
3. AREA TO BE RENOVATED WITH PROJECT 570-19-307 REPLACE MECH SYSTEMS BLDG 1. CONTRACTOR TO CONFIRM WITH COR ANY NEW CHILLED WATER CONNECTIONS AND NECESSARY DEMOLITION OF EXISTING CHILLED WATER RISERS.
4. AREA TO BE RENOVATED WITH PROJECT 570-17-207 FRESNO SPS / LOGISTICS RENOVATION. CONTRACTOR TO CONFIRM WITH COR ANY NEW CHILLED WATER CONNECTIONS AND NECESSARY DEMOLITION OF EXISTING CHILLED WATER RISERS.
5. CONTRACTOR TO VERIFY IF UNIT IS CONNECTED TO THE DEDICATED CHILLED WATER SYSTEM OR THE SEASONAL CHANGE OVER SYSTEM. IF UNIT IS ON THE DEDICATED CHILLED WATER SYSTEM, NO WORK IS REQUIRED ON THE UNIT OR CONNECTED PIPES. IF UNIT IS ON THE SEASONAL CHANGE OVER SYSTEM, DEMOLISH PIPING AND INSTALL NEW PER PHASING PLAN.

KEY PLAN

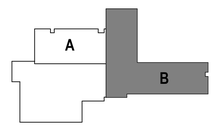

BID SET	05/04/2026
Revisions:	Date:

CONSULTANT

DAVENERGY SOLUTIONS
2207 GARNET AVE, SUITE I
SAN DIEGO, CA 92109
619-770-8552

DESIGNER OF RECORD

A/E:
DAVENERGY SOLUTIONS
2207 GARNET AVE, SUITE I
SAN DIEGO, CA 92109
619-770-8552

STAMP

PROFESSIONAL ENGINEER
JUSTIN M. MILLENDER
No. M 41762
MECHANICAL
STATE OF CALIFORNIA
05/04/2026

Office of Construction and Facilities Management

VA U.S. Department of Veterans Affairs

Drawing Title	Phase	Project Title	Project Number
FLOOR 3 CHILLED WATER LATERAL NEW WORK - EAST	BID SET	REPLACE AND EXPAND CHILLED WATER INFRASTRUCTURE, BUILDING 1 AND OPC	570-20-308
Approved: Approver	-	Location: FRESNO VA HOSPITAL, 2615 E CLINTON AVE, FRESNO, CA 93703	Building Number
		Issue Date: 05/04/2026 / Checked: JMM / Drawn: JM	Drawing Number: MP105B-2

VA FORM 08 - 6231

Autodesk Docs://222010 VA Fresno Chilled Water Infrastructure/570-20-308 VA CA Fresno Chilled Water Infrastructure_MECH-R23.rvt
5/3/2026 5:11:52 PM

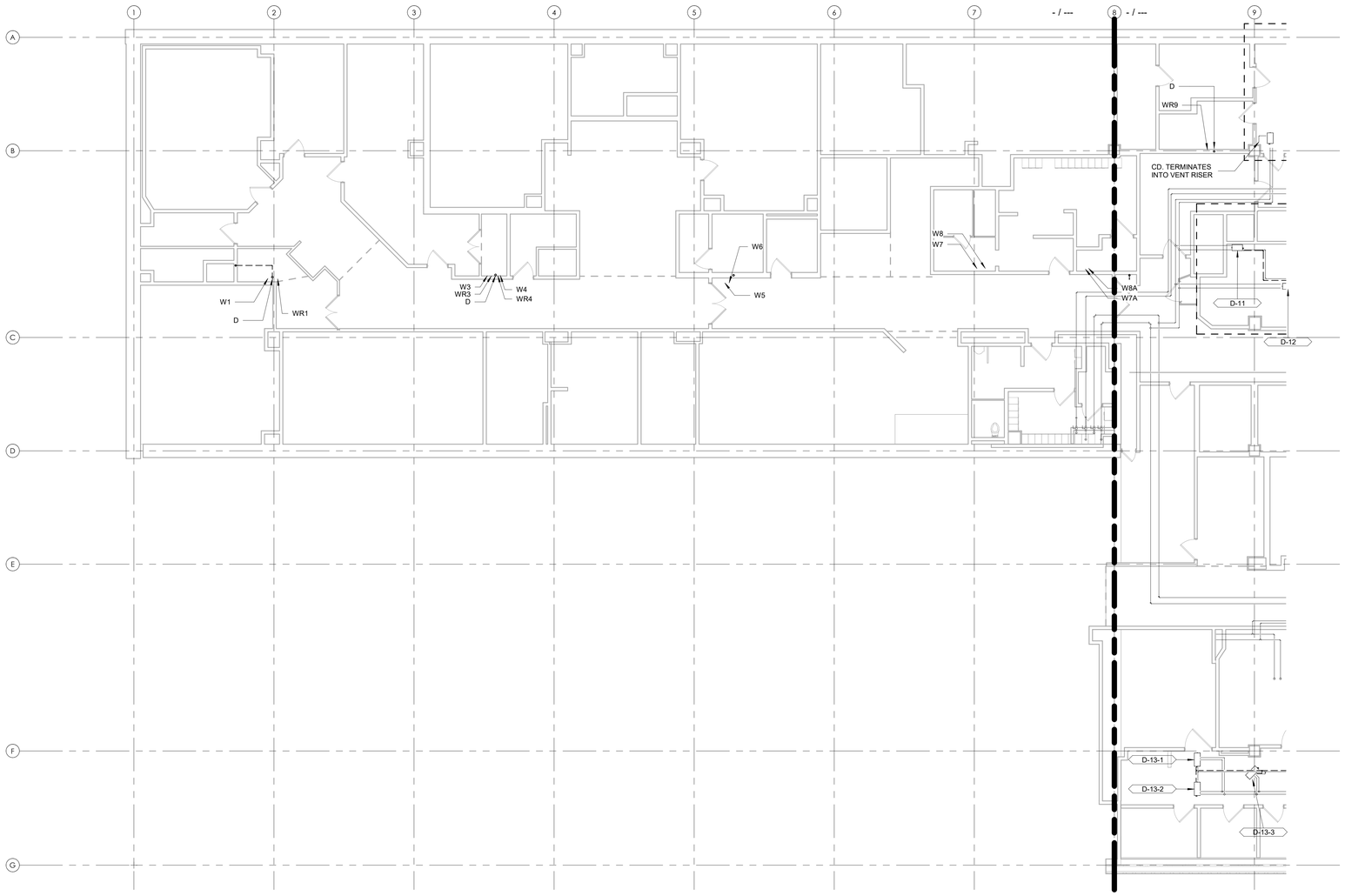

1 3RD FLOOR CONDENSATE RISER DEMOLITION PLAN - WEST
1/8" = 1'-0"

SHEET NOTES:

1. DRAWINGS ARE DIAGRAMMATIC IN NATURE. IT IS THE RESPONSIBILITY OF THE CONTRACTOR(S) TO VERIFY EXISTING DUCTWORK, PIPING AND EQUIPMENT LOCATIONS. REPORT ANY DISCREPANCIES BETWEEN PLANS AND SITE CONDITIONS TO A/E. CONTRACTOR SHALL COORDINATE WITH ALL OTHER TRADES AND EXISTING CONDITIONS.
2. DUCTWORK AND PIPING SIZES SHOWN ARE BEST INTERPRETATION OF AVAILABLE DATA. CONTRACTOR TO VERIFY PIPE SIZES DURING COURSE OF WORK, AND REPORT ANY DISCREPANCIES BETWEEN PLANS AND SITE CONDITIONS.
3. PHASING PLAN IS REQUIRED TO BE SUBMITTED FOR REVIEW AND APPROVAL BY THE AE AND VA COR. NO DEMOLITION IS TO OCCUR UNTIL THE SUBMITTAL IS APPROVED BY THE VA COR.
4. ALL OUTAGES AND WORK PLANS REQUIRE MINIMUM 14 CALENDAR DAYS REVIEW AND APPROVAL BY THE VA COR AND FRESNO VAMC.
5. WORK IS TO BE COMPLETED TO MINIMIZE IMPACTS TO VETERAN CARE AND TO PREVENT SYSTEM OUTAGES.

KEY NOTES:

KEY PLAN

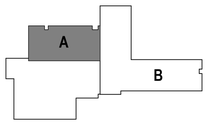

BID SET	05/04/2026
Revisions:	Date:

CONSULTANT

DAVENERGY SOLUTIONS
2207 GARNET AVE, SUITE I
SAN DIEGO, CA 92109
619-770-8552

DESIGNER OF RECORD

A/E:
DAVENERGY SOLUTIONS
2207 GARNET AVE, SUITE I
SAN DIEGO, CA 92109
619-770-8552

STAMP

PROFESSIONAL ENGINEER
JUSTIN M. MILLER
M 47162
MECHANICAL
STATE OF CALIFORNIA
05/04/2026

Office of Construction and Facilities Management

VA U.S. Department of Veterans Affairs

Drawing Title: FLOOR 3 CONDENSATE RISER DEMOLITION - WEST

Approved: Approver

Phase: BID SET

-

Project Title: REPLACE AND EXPAND CHILLED WATER INFRASTRUCTURE, BUILDING 1 AND OPC

Location: FRESNO VA HOSPITAL
2615 E CLINTON AVE, FRESNO, CA 93703

Issue Date: 05/04/2026
Checked: JMM
Drawn: JM

Project Number: 570-20-308
Building Number:
Drawing Number: MD105A-2

VA FORM 08 - 6231

Autodesk Docs://222010 VA Fresno Chilled Water Infrastructure/570-20-308 VA CA Fresno Chilled Water Infrastructure_MECH-R23.rvt
5/3/2026 5:11:54 PM

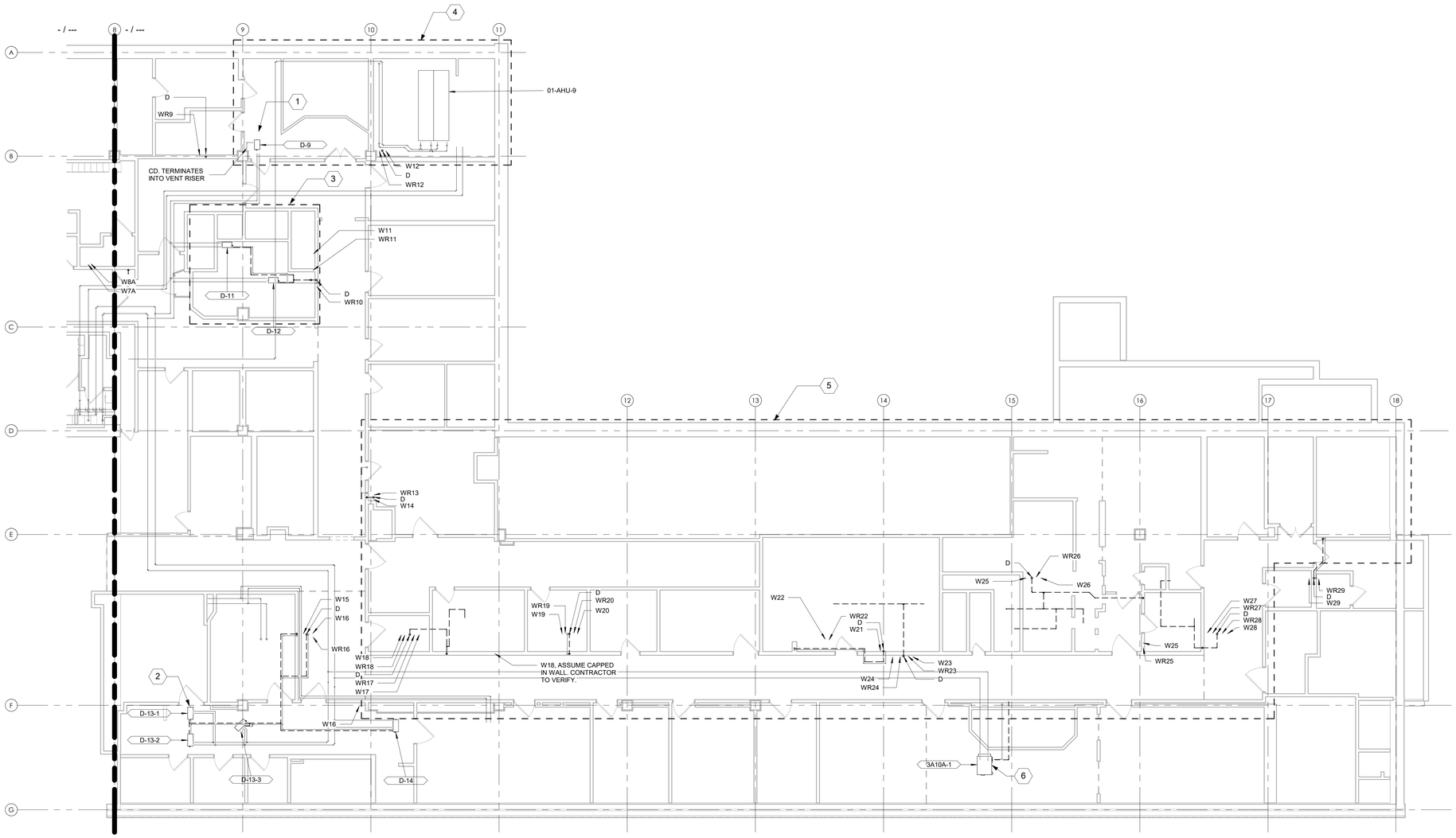

1 3RD FLOOR CONDENSATE RISER DEMOLITION PLAN - EAST
1/8" = 1'-0"

SHEET NOTES:

1. DRAWINGS ARE DIAGRAMMATIC IN NATURE. IT IS THE RESPONSIBILITY OF THE CONTRACTOR(S) TO VERIFY EXISTING DUCTWORK, PIPING AND EQUIPMENT LOCATIONS. REPORT ANY DISCREPANCIES BETWEEN PLANS AND SITE CONDITIONS TO A/E. CONTRACTOR SHALL COORDINATE WITH ALL OTHER TRADES AND EXISTING CONDITIONS.
2. DUCTWORK AND PIPING SIZES SHOWN ARE BEST INTERPRETATION OF AVAILABLE DATA. CONTRACTOR TO VERIFY PIPE SIZES DURING COURSE OF WORK, AND REPORT ANY DISCREPANCIES BETWEEN PLANS AND SITE CONDITIONS.
3. PHASING PLAN IS REQUIRED TO BE SUBMITTED FOR REVIEW AND APPROVAL BY THE AE AND VA COR. NO DEMOLITION IS TO OCCUR UNTIL THE SUBMITTAL IS APPROVED BY THE VA COR.
4. ALL OUTAGES AND WORK PLANS REQUIRE MINIMUM 14 CALENDAR DAYS REVIEW AND APPROVAL BY THE VA COR AND FRESNO VAMC.
5. WORK IS TO BE COMPLETED TO MINIMIZE IMPACTS TO VETERAN CARE AND TO PREVENT SYSTEM OUTAGES.

KEY NOTES:

1. 2-PIPE DUAL TEMPERATURE FAN COIL UNIT DESIGNATED WITH THIS SYMBOL, TYPICAL.
2. DUAL TEMPERATURE DUCT COIL DESIGNATED WITH THIS SYMBOL, TYPICAL.
3. AREA TO BE RENOVATED WITH PROJECT 570-20-700 FRESNO VAMC EHRM INFRASTRUCTURE UPGRADE PROJECT. CONTRACTOR TO CONFIRM WITH COR ANY NEW CHILLED WATER CONNECTIONS AND NECESSARY DEMOLITION OF EXISTING CHILLED WATER RISERS.
4. AREA TO BE RENOVATED WITH PROJECT 570-19-307 REPLACE MECH SYSTEMS BLDG 1. CONTRACTOR TO CONFIRM WITH COR ANY NEW CHILLED WATER CONNECTIONS AND NECESSARY DEMOLITION OF EXISTING CHILLED WATER RISERS.
5. AREA TO BE RENOVATED WITH PROJECT 570-17-207 FRESNO SPS / LOGISTICS RENOVATION. CONTRACTOR TO CONFIRM WITH COR ANY NEW CHILLED WATER CONNECTIONS AND NECESSARY DEMOLITION OF EXISTING CHILLED WATER RISERS.
6. CONTRACTOR TO VERIFY IF UNIT IS CONNECTED TO THE DEDICATED CHILLED WATER SYSTEM OR THE SEASONAL CHANGE OVER SYSTEM. IF UNIT IS ON THE DEDICATED CHILLED WATER SYSTEM, NO WORK IS REQUIRED ON THE UNIT OR CONNECTED PIPES. IF UNIT IS ON THE SEASONAL CHANGE OVER SYSTEM, DEMOLISH PIPING AND INSTALL NEW PER PHASING PLAN.

KEY PLAN

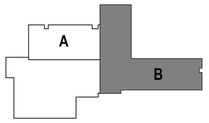

BID SET	05/04/2026
Revisions:	Date:

CONSULTANT

DAVENERGY SOLUTIONS
2207 GARNET AVE, SUITE I
SAN DIEGO, CA 92109
619-770-8552

DESIGNER OF RECORD

A/E:
DAVENERGY SOLUTIONS
2207 GARNET AVE, SUITE I
SAN DIEGO, CA 92109
619-770-8552

STAMP

05/04/2026

Office of Construction and Facilities Management

VA U.S. Department of Veterans Affairs

Drawing Title: FLOOR 3 CONDENSATE RISER DEMOLITION - EAST

Approved: Approver

Phase: BID SET

-

Project Title: REPLACE AND EXPAND CHILLED WATER INFRASTRUCTURE, BUILDING 1 AND OPC

Location: FRESNO VA HOSPITAL, 2615 E CLINTON AVE, FRESNO, CA 93703

Issue Date: 05/04/2026 | Checked: JMM | Drawn: JM

Project Number: 570-20-308

Building Number:

Drawing Number: MD105B-2

VA FORM 08 - 6231

Autodesk Docs://222010 VA Fresno Chilled Water Infrastructure/570-20-308 VA CA Fresno Chilled Water Infrastructure_MECH-R23.rvt 5/3/2026 5:11:56 PM

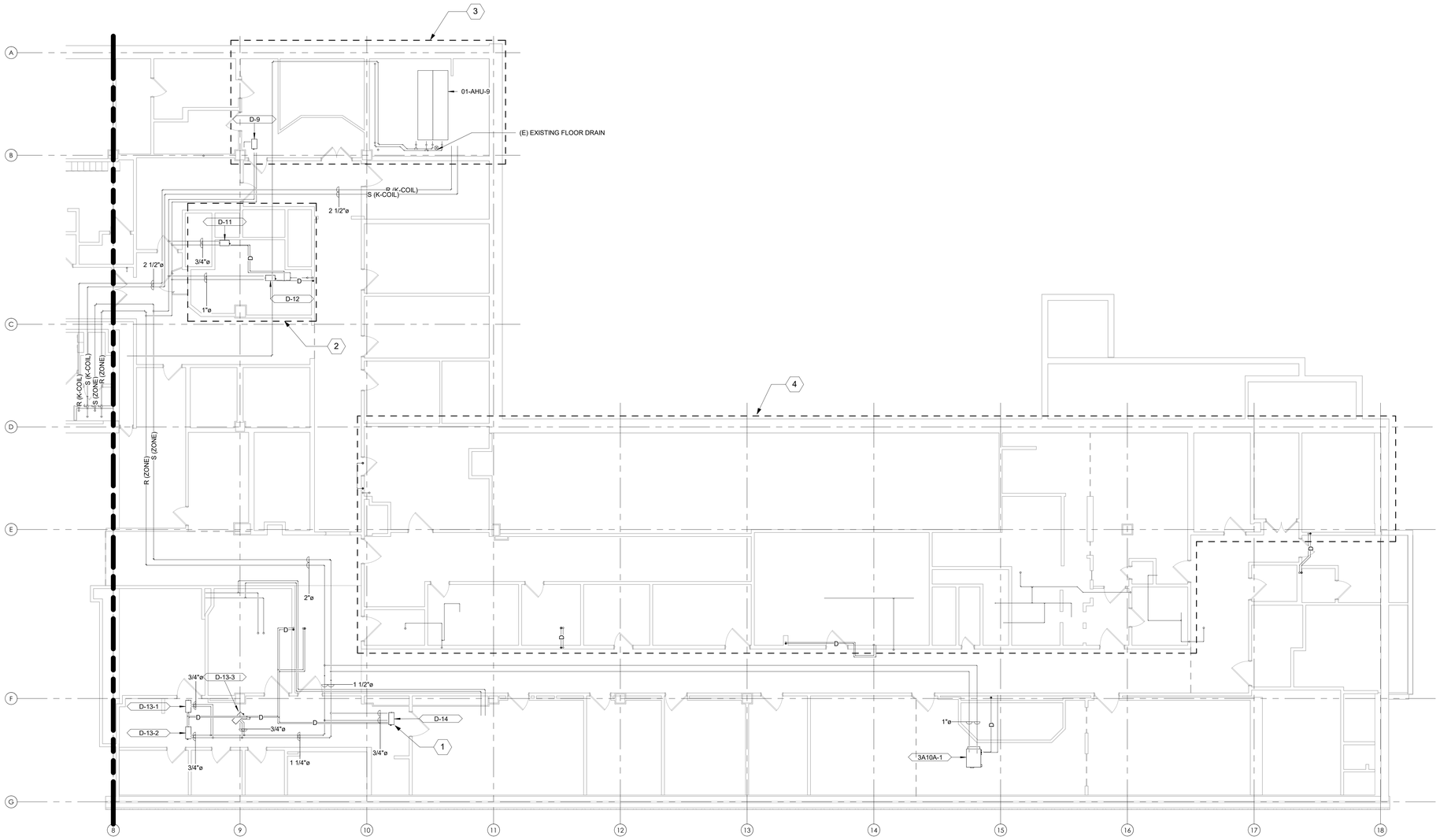

1 3RD FLOOR CONDENSATE RISER NEW WORK PLAN - EAST
1/8" = 1'-0"

SHEET NOTES:

1. PIPE SIZES FOR OPC PIPING WILL BE DETERMINED AFTER THE TERMINAL UNITS IN THE AREA ARE VERIFIED.
2. DRAWINGS ARE DIAGRAMMATIC IN NATURE. IT IS THE RESPONSIBILITY OF CONTRACTOR TO VERIFY EXISTING PIPING AND EQUIPMENT LOCATIONS. REPORT ANY DISCREPANCIES BETWEEN PLANS AND SITE CONDITIONS TO A/E. CONTRACTOR SHALL COORDINATE INSTALLATION ROUTING WITH ALL OTHER TRADES AND EXISTING CONDITIONS.
3. NEW PIPE INSULATION SHALL COMPLY WITH SPECIFICATION SECTION 23 07 11. COORDINATE PIPE ROUTING AND CLEARANCES WITH ALL DISCIPLINES ACCORDINGLY.

KEY NOTES:

1. EXISTING DUAL TEMPERATURE DUCT COIL DESIGNATED WITH THIS SYMBOL, TYPICAL.
2. AREA TO BE RENOVATED WITH PROJECT 570-20-700 FRESNO VAMC EHRM INFRASTRUCTURE UPGRADE PROJECT. CONTRACTOR TO CONFIRM WITH COR ANY NEW CHILLED WATER CONNECTIONS AND NECESSARY DEMOLITION OF EXISTING CHILLED WATER RISERS.
3. AREA TO BE RENOVATED WITH PROJECT 570-19-307 REPLACE MECH SYSTEMS BLDG 1. CONTRACTOR TO CONFIRM WITH COR ANY NEW CHILLED WATER CONNECTIONS AND NECESSARY DEMOLITION OF EXISTING CHILLED WATER RISERS.
4. AREA TO BE RENOVATED WITH PROJECT 570-17-207 FRESNO SPS / LOGISTICS RENOVATION. CONTRACTOR TO CONFIRM WITH COR ANY NEW CHILLED WATER CONNECTIONS AND NECESSARY DEMOLITION OF EXISTING CHILLED WATER RISERS.
5. CONTRACTOR TO VERIFY IF UNIT IS CONNECTED TO THE DEDICATED CHILLED WATER SYSTEM OR THE SEASONAL CHANGE OVER SYSTEM. IF UNIT IS ON THE DEDICATED CHILLED WATER SYSTEM, NO WORK IS REQUIRED ON THE UNIT OR CONNECTED PIPES. IF UNIT IS ON THE SEASONAL CHANGE OVER SYSTEM, DEMOLISH PIPING AND INSTALL NEW PER PHASING PLAN.

KEY PLAN

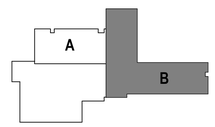

BID SET	05/04/2026
Revisions:	Date:

CONSULTANT

DAVENERGY SOLUTIONS
2207 GARNET AVE, SUITE I
SAN DIEGO, CA 92109
619-770-8552

DESIGNER OF RECORD

A/E:
DAVENERGY SOLUTIONS
2207 GARNET AVE, SUITE I
SAN DIEGO, CA 92109
619-770-8552

STAMP

PROFESSIONAL ENGINEER — JUSTIN M. MILLER — M 41762 — MECHANICAL — STATE OF CALIFORNIA
05/04/2026

Office of Construction and Facilities Management

VA U.S. Department of Veterans Affairs

Drawing Title: FLOOR 3 CONDENSATE RISER NEW WORK- EAST	Phase: BID SET	Project Title: REPLACE AND EXPAND CHILLED WATER INFRASTRUCTURE, BUILDING 1 AND OPC	Project Number: 570-20-308
Approved: Approver	-	Location: FRESNO VA HOSPITAL, 2615 E CLINTON AVE, FRESNO, CA 93703	Building Number:
		Issue Date: 05/04/2026 / Checked: JMM / Drawn: JM	Drawing Number: MP105B-3

VA FORM 08 - 6231

Autodesk Docs://222010 VA Fresno Chilled Water Infrastructure/570-20-308 VA CA Fresno Chilled Water Infrastructure_MECH-R23.rvt 5/3/2026 5:11:59 PM

1 4TH FLOOR CHILLED WATER RISER NEW WORK PLAN - WEST
1/8" = 1'-0"

SHEET NOTES:

1. PIPE SIZES FOR OPC PIPING WILL BE DETERMINED AFTER THE TERMINAL UNITS IN THE AREA ARE VERIFIED.
2. DRAWINGS ARE DIAGRAMMATIC IN NATURE. IT IS THE RESPONSIBILITY OF CONTRACTOR TO VERIFY EXISTING PIPING AND EQUIPMENT LOCATIONS. REPORT ANY DISCREPANCIES BETWEEN PLANS AND SITE CONDITIONS TO A/E. CONTRACTOR SHALL COORDINATE INSTALLATION ROUTING WITH ALL OTHER TRADES AND EXISTING CONDITIONS.
3. NEW PIPE INSULATION SHALL COMPLY WITH SPECIFICATION SECTION 23 07 11. COORDINATE PIPE ROUTING AND CLEARANCES WITH ALL DISCIPLINES ACCORDINGLY.

KEY NOTES:

1. EXISTING UNIT AND ASSOCIATED PIPING TO REMAIN.
2. PROVIDE ISOLATION VALVE AND CAP PIPE ABOVE CEILING FOR FUTURE CONNECTION AS PART OF FUTURE PROJECTS.
3. INSTALL PIPE ABOVE CEILING. PROVIDE ISOLATION VALVE AND PREPARE FOR CONNECTION ON A FUTURE PHASE OF THIS PROJECT.

KEY PLAN

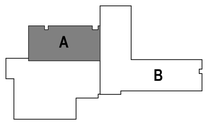

BID SET	05/04/2026
Revisions:	Date:

CONSULTANT

DAVENERGY SOLUTIONS
2207 GARNET AVE, SUITE I
SAN DIEGO, CA 92109
619-770-8552

DESIGNER OF RECORD

A/E:
DAVENERGY SOLUTIONS
2207 GARNET AVE, SUITE I
SAN DIEGO, CA 92109
619-770-8552

STAMP

05/04/2026

Office of Construction and Facilities Management

VA U.S. Department of Veterans Affairs

Drawing Title: FLOOR 4 CHILLED WATER RISER NEW WORK - WEST

Approved: Approver

Phase: BID SET

-

Project Title: REPLACE AND EXPAND CHILLED WATER INFRASTRUCTURE, BUILDING 1 AND OPC

Location: FRESNO VA HOSPITAL, 2615 E CLINTON AVE, FRESNO, CA 93703

Issue Date: 05/04/2026 | Checked: JMM | Drawn: JM

Project Number: 570-20-308

Building Number:

Drawing Number: MP106A-1

VA FORM 08 - 6231

Autodesk Docs://222010 VA Fresno Chilled Water Infrastructure/570-20-308 VA CA Fresno Chilled Water Infrastructure_MECH-R23.rvt

5/3/2026 5:12:01 PM

1 4TH FLOOR CONDENSATE RISER DEMOLITION PLAN - WEST
1/8" = 1'-0"

SHEET NOTES:

1. DRAWINGS ARE DIAGRAMMATIC IN NATURE. IT IS THE RESPONSIBILITY OF THE CONTRACTOR(S) TO VERIFY EXISTING DUCTWORK, PIPING AND EQUIPMENT LOCATIONS. REPORT ANY DISCREPANCIES BETWEEN PLANS AND SITE CONDITIONS TO A/E. CONTRACTOR SHALL COORDINATE WITH ALL OTHER TRADES AND EXISTING CONDITIONS.
2. DUCTWORK AND PIPING SIZES SHOWN ARE BEST INTERPRETATION OF AVAILABLE DATA. CONTRACTOR TO VERIFY PIPE SIZES DURING COURSE OF WORK, AND REPORT ANY DISCREPANCIES BETWEEN PLANS AND SITE CONDITIONS.
3. PHASING PLAN IS REQUIRED TO BE SUBMITTED FOR REVIEW AND APPROVAL BY THE AE AND VA COR. NO DEMOLITION IS TO OCCUR UNTIL THE SUBMITTAL IS APPROVED BY THE VA COR.
4. ALL OUTAGES AND WORK PLANS REQUIRE MINIMUM 14 CALENDAR DAYS REVIEW AND APPROVAL BY THE VA COR AND FRESNO VAMC.
5. WORK IS TO BE COMPLETED TO MINIMIZE IMPACTS TO VETERAN CARE AND TO PREVENT SYSTEM OUTAGES.

KEY NOTES:

1. EXISTING UNIT AND ASSOCIATED PIPING TO REMAIN.

KEY PLAN

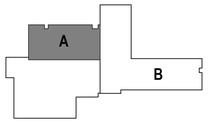

BID SET	05/04/2026
Revisions:	Date:

CONSULTANT

DAVENERGY SOLUTIONS
2207 GARNET AVE, SUITE I
SAN DIEGO, CA 92109
619-770-8552

DESIGNER OF RECORD

A/E:
DAVENERGY SOLUTIONS
2207 GARNET AVE, SUITE I
SAN DIEGO, CA 92109
619-770-8552

STAMP

PROFESSIONAL ENGINEER
JUSTIN M. MILLER
M 41762
MECHANICAL
STATE OF CALIFORNIA
05/04/2026

Office of Construction and Facilities Management

VA U.S. Department of Veterans Affairs

Drawing Title: FLOOR 4 CONDENSATE RISER DEMOLITION - WEST	Phase: BID SET	Project Title: REPLACE AND EXPAND CHILLED WATER INFRASTRUCTURE, BUILDING 1 AND OPC	Project Number: 570-20-308
Approved: Approver	-	Location: FRESNO VA HOSPITAL, 2615 E CLINTON AVE, FRESNO, CA 93703	Building Number:
		Issue Date: 05/04/2026 / Checked: JMM / Drawn: JM	Drawing Number: MD106A-2

VA FORM 08 - 6231

Autodesk Docs://22201O VA Fresno Chilled Water Infrastructure/570-20-308 VA CA Fresno Chilled Water Infrastructure_MECH-R23.rvt
5/3/2026 5:12:03 PM

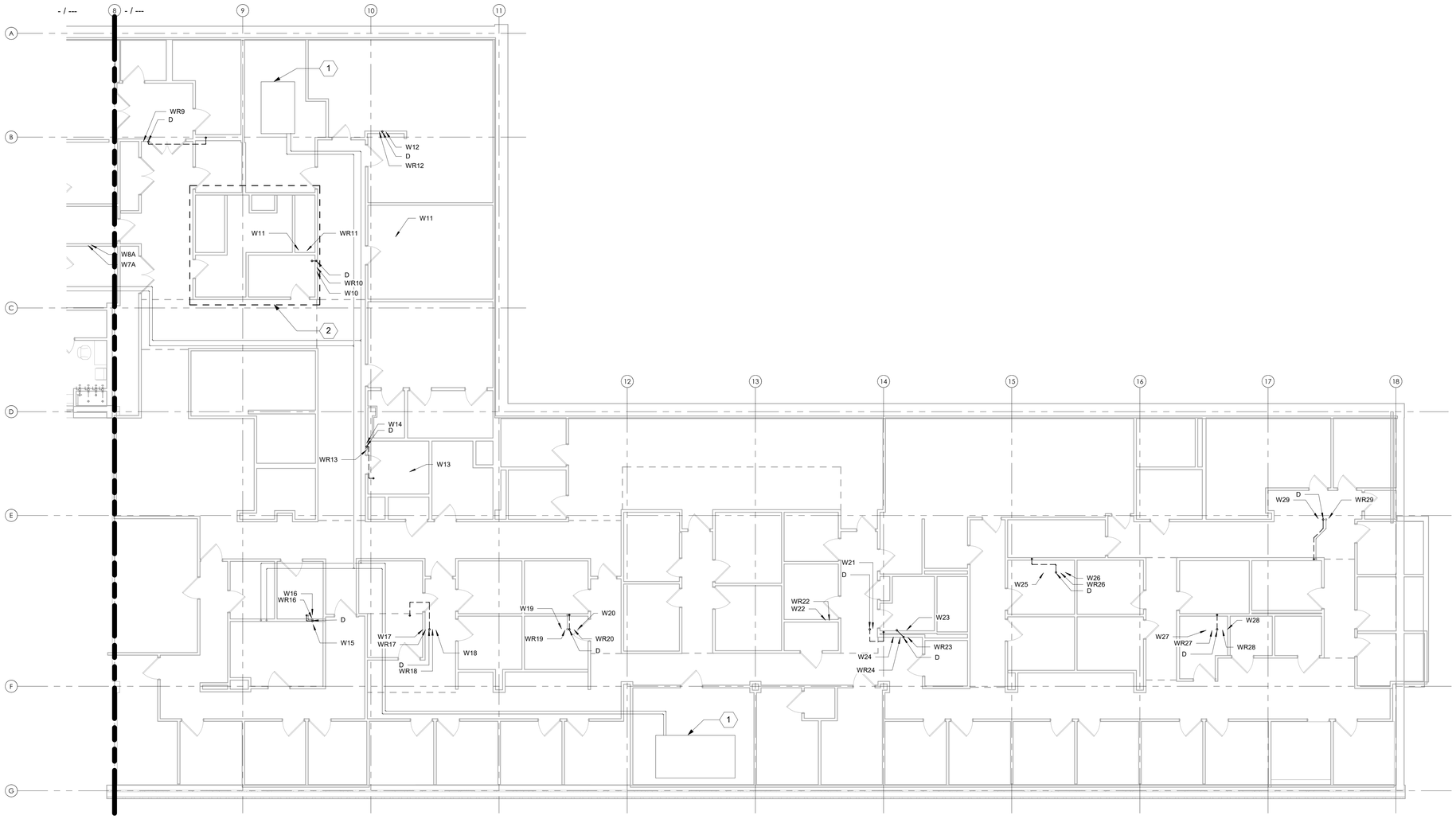

1 4TH FLOOR CONDENSATE RISER DEMOLITION PLAN - EAST
1/8" = 1'-0"

SHEET NOTES:

1. DRAWINGS ARE DIAGRAMMATIC IN NATURE. IT IS THE RESPONSIBILITY OF THE CONTRACTOR(S) TO VERIFY EXISTING DUCTWORK, PIPING AND EQUIPMENT LOCATIONS. REPORT ANY DISCREPANCIES BETWEEN PLANS AND SITE CONDITIONS TO A/E. CONTRACTOR SHALL COORDINATE WITH ALL OTHER TRADES AND EXISTING CONDITIONS.
2. DUCTWORK AND PIPING SIZES SHOWN ARE BEST INTERPRETATION OF AVAILABLE DATA. CONTRACTOR TO VERIFY PIPE SIZES DURING COURSE OF WORK, AND REPORT ANY DISCREPANCIES BETWEEN PLANS AND SITE CONDITIONS.
3. PHASING PLAN IS REQUIRED TO BE SUBMITTED FOR REVIEW AND APPROVAL BY THE AE AND VA COR. NO DEMOLITION IS TO OCCUR UNTIL THE SUBMITTAL IS APPROVED BY THE VA COR.
4. ALL OUTAGES AND WORK PLANS REQUIRE MINIMUM 14 CALENDAR DAYS REVIEW AND APPROVAL BY THE VA COR AND FRESNO VAMC.
5. WORK IS TO BE COMPLETED TO MINIMIZE IMPACTS TO VETERAN CARE AND TO PREVENT SYSTEM OUTAGES.

KEY NOTES:

1. EXISTING UNIT AND ASSOCIATED PIPING TO REMAIN.
2. AREA TO BE RENOVATED WITH PROJECT 570-20-700 FRESNO VAMC EHRM INFRASTRUCTURE UPGRADE PROJECT. CONTRACTOR TO CONFIRM WITH COR ANY NEW CHILLED WATER CONNECTIONS AND NECESSARY DEMOLITION OF EXISTING CHILLED WATER RISERS.

KEY PLAN

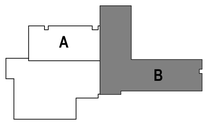

BID SET	05/04/2026
Revisions:	Date:

CONSULTANT

DAVENERGY SOLUTIONS
2207 GARNET AVE, SUITE I
SAN DIEGO, CA 92109
619-770-8552

DESIGNER OF RECORD

A/E:
DAVENERGY SOLUTIONS
2207 GARNET AVE, SUITE I
SAN DIEGO, CA 92109
619-770-8552

STAMP

PROFESSIONAL ENGINEER JUSTIN M. MULHOLLAND M 41760 MECHANICAL STATE OF CALIFORNIA
05/04/2026

Office of Construction and Facilities Management

VA U.S. Department of Veterans Affairs

Drawing Title: FLOOR 4 CONDENSATE RISER DEMOLITION - EAST

Approved: Approver

Phase: BID SET

-

Project Title: REPLACE AND EXPAND CHILLED WATER INFRASTRUCTURE, BUILDING 1 AND OPC

Location: FRESNO VA HOSPITAL, 2615 E CLINTON AVE, FRESNO, CA 93703

Issue Date: 05/04/2026 | Checked: JMM | Drawn: JM

Project Number: 570-20-308

Building Number:

Drawing Number: MD106B-2

VA FORM 08 - 6231

Autodesk Docs://220010 VA Fresno Chilled Water Infrastructure/570-20-308 VA CA Fresno Chilled Water Infrastructure_MECH-R23.rvt

5/3/2026 5:12:05 PM

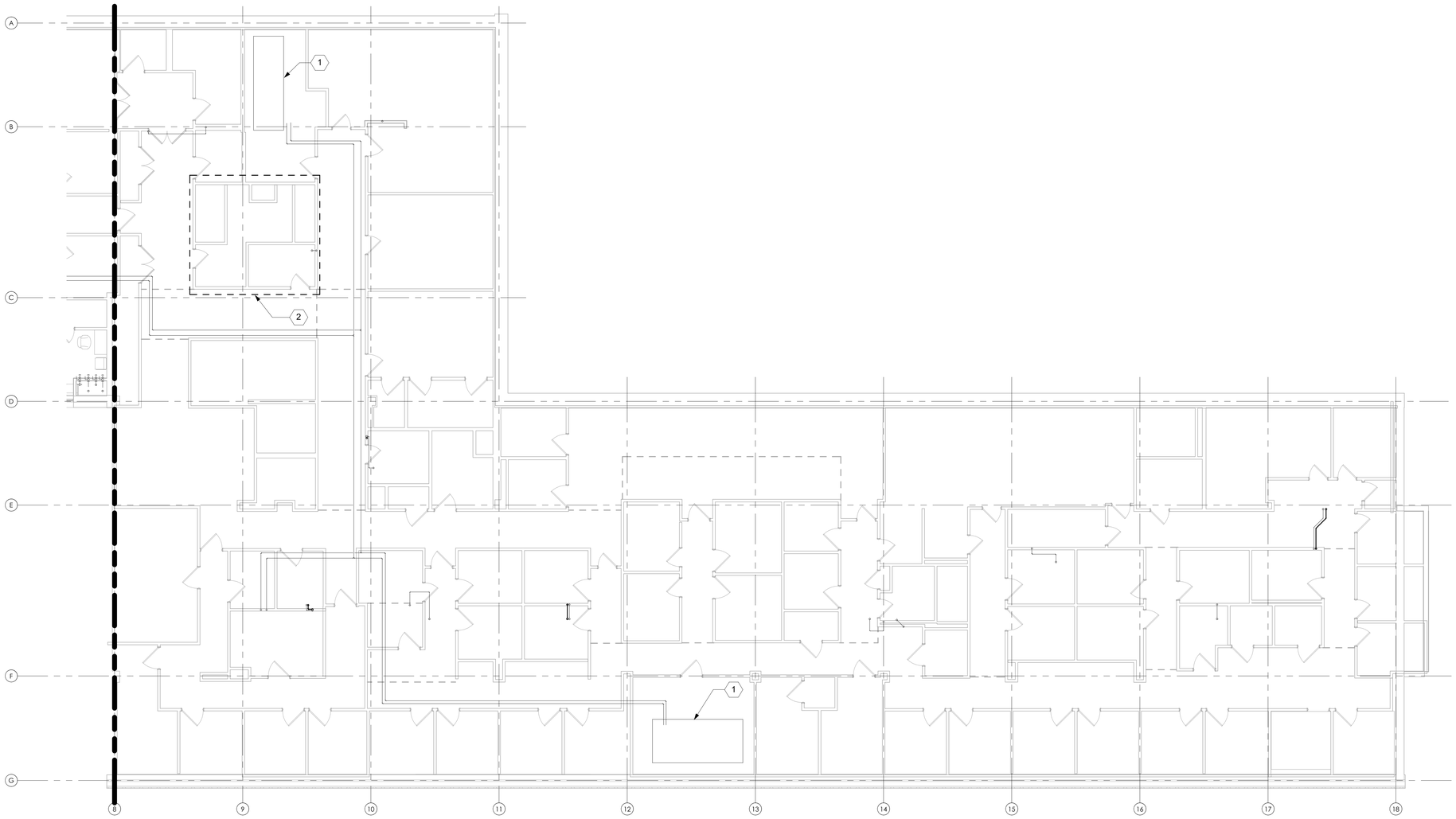

1 4TH FLOOR CONDENSATE RISER NEW WORK PLAN - EAST
1/8" = 1'-0"

SHEET NOTES:

1. PIPE SIZES FOR OPC PIPING WILL BE DETERMINED AFTER THE TERMINAL UNITS IN THE AREA ARE VERIFIED.
2. DRAWINGS ARE DIAGRAMMATIC IN NATURE. IT IS THE RESPONSIBILITY OF CONTRACTOR TO VERIFY EXISTING PIPING AND EQUIPMENT LOCATIONS. REPORT ANY DISCREPANCIES BETWEEN PLANS AND SITE CONDITIONS TO A/E. CONTRACTOR SHALL COORDINATE INSTALLATION ROUTING WITH ALL OTHER TRADES AND EXISTING CONDITIONS.
3. NEW PIPE INSULATION SHALL COMPLY WITH SPECIFICATION SECTION 23 07 11. COORDINATE PIPE ROUTING AND CLEARANCES WITH ALL DISCIPLINES ACCORDINGLY.

KEY NOTES:

1. EXISTING UNIT AND ASSOCIATED PIPING TO REMAIN.
2. AREA TO BE RENOVATED WITH PROJECT 570-20-700 FRESNO VAMC EHRM INFRASTRUCTURE UPGRADE PROJECT. CONTRACTOR TO CONFIRM WITH COR ANY NEW CHILLED WATER CONNECTIONS AND NECESSARY DEMOLITION OF EXISTING CHILLED WATER RISERS.

KEY PLAN

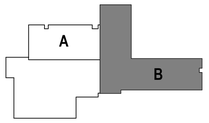

BID SET	05/04/2026
Revisions:	Date:

CONSULTANT

DAVENERGY SOLUTIONS
2207 GARNET AVE, SUITE I
SAN DIEGO, CA 92109
619-770-8552

DESIGNER OF RECORD

A/E:
DAVENERGY SOLUTIONS
2207 GARNET AVE, SUITE I
SAN DIEGO, CA 92109
619-770-8552

STAMP

PROFESSIONAL ENGINEER JUSTIN M. MILLER M 41762 MECHANICAL STATE OF CALIFORNIA
05/04/2026

Office of Construction and Facilities Management

VA U.S. Department of Veterans Affairs

Drawing Title	Phase	Project Title	Project Number
FLOOR 4 CONDENSATE RISER NEW WORK - EAST	BID SET	REPLACE AND EXPAND CHILLED WATER INFRASTRUCTURE, BUILDING 1 AND OPC	570-20-308
Approved: Approver	-	Location: FRESNO VA HOSPITAL, 2615 E CLINTON AVE, FRESNO, CA 93703	Building Number
		Issue Date: 05/04/2026 / Checked: JMM / Drawn: JM	Drawing Number: MP106B-3

VA FORM 08 - 6231

Autodesk Docs://222010 VA Fresno Chilled Water Infrastructure/570-20-308 VA CA Fresno Chilled Water Infrastructure_MECH-R23.rvt
5/3/2026 5:12:07 PM

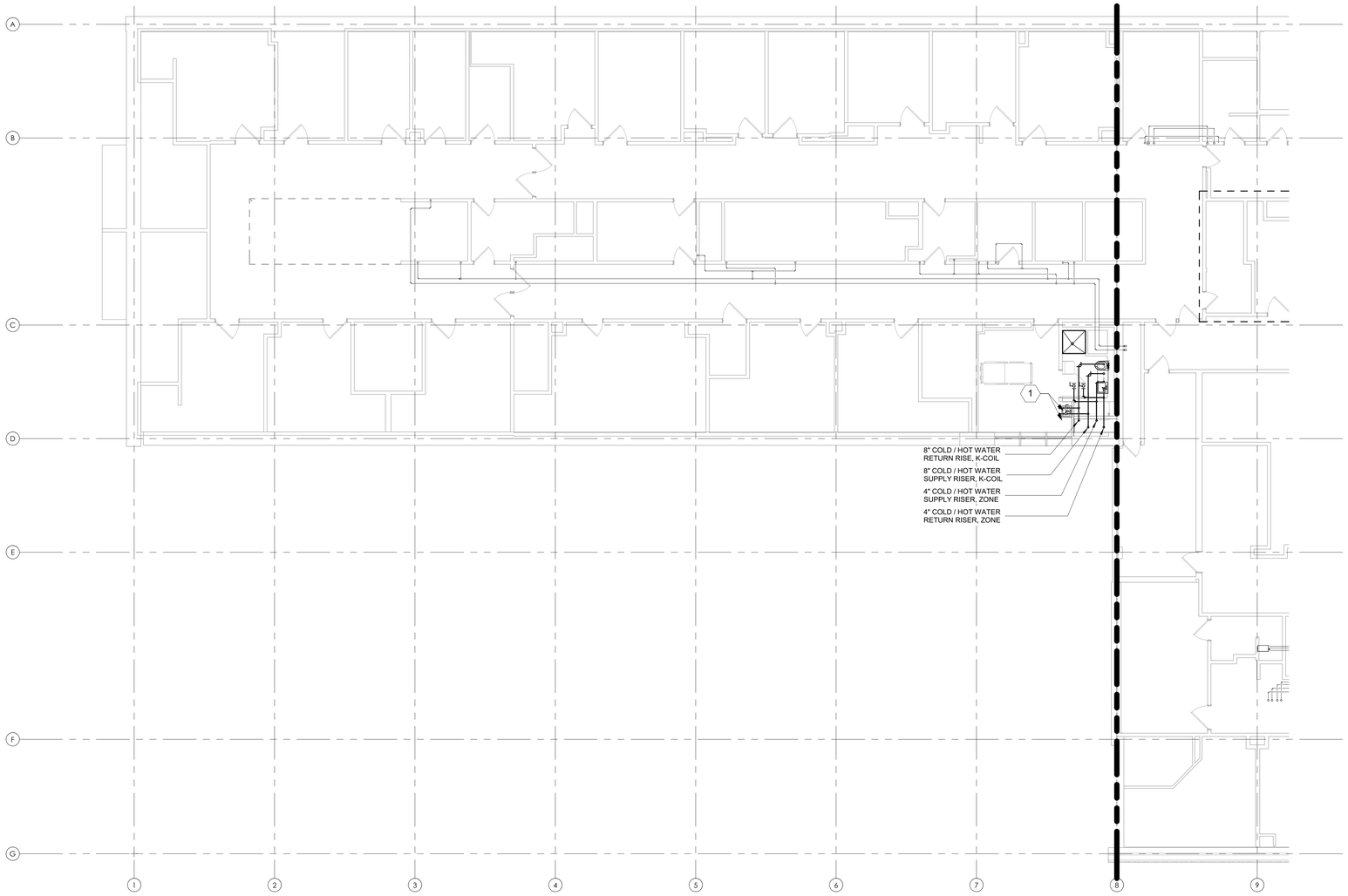

1 5TH FLOOR CHILLED WATER RISER NEW WORK PLAN - WEST
1/8" = 1'-0"

SHEET NOTES:

1. PIPE SIZES FOR OPC PIPING WILL BE DETERMINED AFTER THE TERMINAL UNITS IN THE AREA ARE VERIFIED.
2. DRAWINGS ARE DIAGRAMMATIC IN NATURE. IT IS THE RESPONSIBILITY OF CONTRACTOR TO VERIFY EXISTING PIPING AND EQUIPMENT LOCATIONS. REPORT ANY DISCREPANCIES BETWEEN PLANS AND SITE CONDITIONS TO A/E. CONTRACTOR SHALL COORDINATE INSTALLATION ROUTING WITH ALL OTHER TRADES AND EXISTING CONDITIONS.
3. NEW PIPE INSULATION SHALL COMPLY WITH SPECIFICATION SECTION 23 07 11. COORDINATE PIPE ROUTING AND CLEARANCES WITH ALL DISCIPLINES ACCORDINGLY.

KEY NOTES:

1. VALVE AND CAP PIPE FOR FUTURE USE.

KEY PLAN

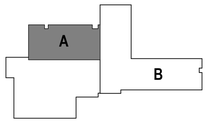

BID SET	05/04/2026
Revisions:	Date:

CONSULTANT

DAVENERGY SOLUTIONS
2207 GARNET AVE, SUITE I
SAN DIEGO, CA 92109
619-770-8552

DESIGNER OF RECORD

A/E:
DAVENERGY SOLUTIONS
2207 GARNET AVE, SUITE I
SAN DIEGO, CA 92109
619-770-8552

STAMP

PROFESSIONAL ENGINEER
JUSTIN M. MILLER
M 41762
MECHANICAL
STATE OF CALIFORNIA
05/04/2026

Office of Construction and Facilities Management

VA U.S. Department of Veterans Affairs

Drawing Title	Phase	Project Title	Project Number
FLOOR 5 CHILLED WATER RISER NEW WORK - WEST	BID SET	REPLACE AND EXPAND CHILLED WATER INFRASTRUCTURE, BUILDING 1 AND OPC	570-20-308
Approved: Approver	-	Location: FRESNO VA HOSPITAL, 2615 E CLINTON AVE, FRESNO, CA 93703	Building Number
		Issue Date: 05/04/2026 / Checked: JMM / Drawn: JM	Drawing Number: MP107A-1

VA FORM 08 - 6231

Autodesk Docs://220010 VA Fresno Chilled Water Infrastructure/570-20-308 VA CA Fresno Chilled Water Infrastructure_MECH-R23.rvt
5/3/2026 5:12:09 PM

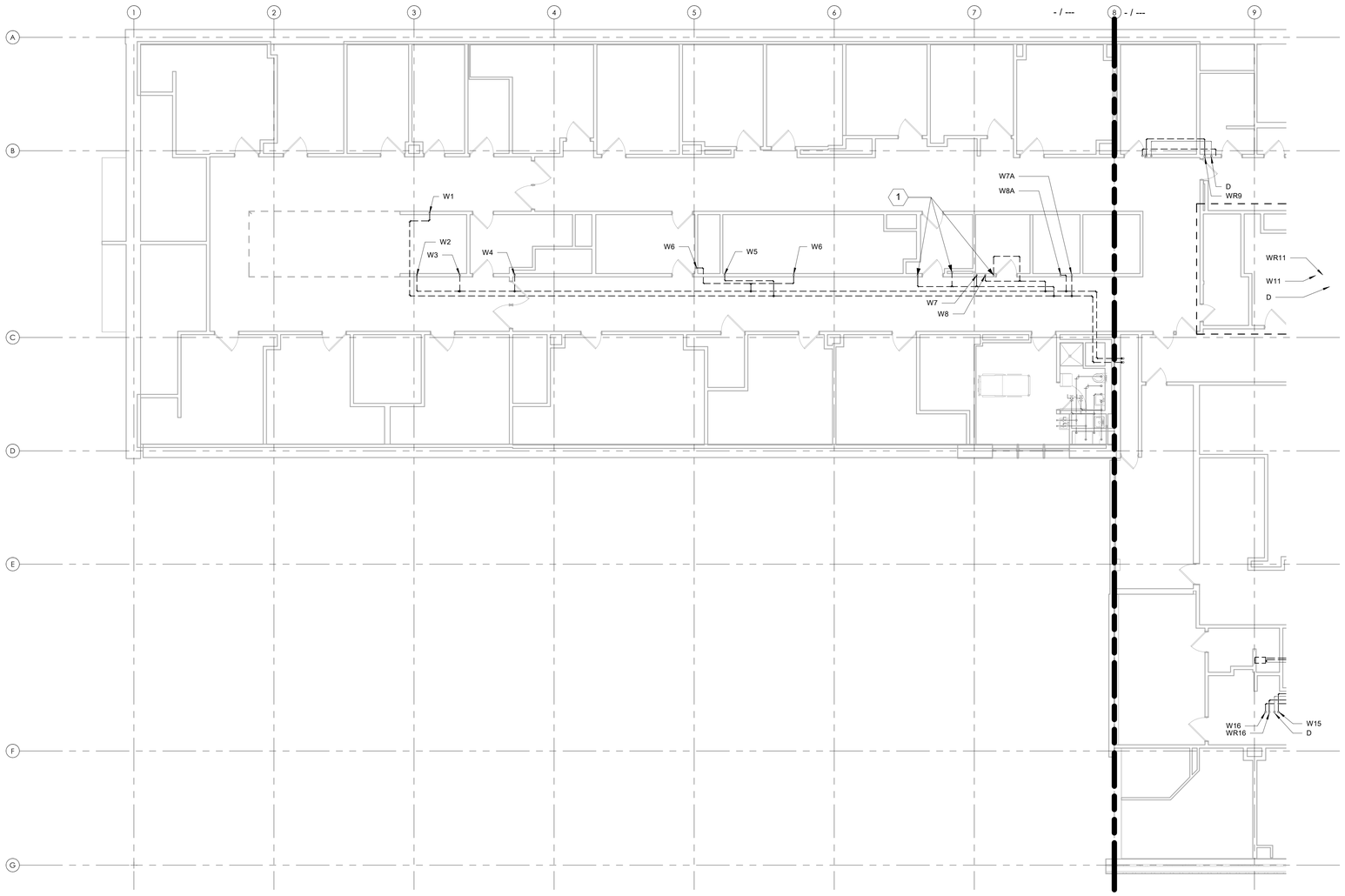

5TH FLOOR CHILLED WATER PIPING DEMOLITION PLAN - WEST
1/8" = 1'-0"

SHEET NOTES:

1. DRAWINGS ARE DIAGRAMMATIC IN NATURE. IT IS THE RESPONSIBILITY OF THE CONTRACTOR(S) TO VERIFY EXISTING DUCTWORK, PIPING AND EQUIPMENT LOCATIONS. REPORT ANY DISCREPANCIES BETWEEN PLANS AND SITE CONDITIONS TO A/E. CONTRACTOR SHALL COORDINATE WITH ALL OTHER TRADES AND EXISTING CONDITIONS.
2. DUCTWORK AND PIPING SIZES SHOWN ARE BEST INTERPRETATION OF AVAILABLE DATA. CONTRACTOR TO VERIFY PIPE SIZES DURING COURSE OF WORK, AND REPORT ANY DISCREPANCIES BETWEEN PLANS AND SITE CONDITIONS.
3. PHASING PLAN IS REQUIRED TO BE SUBMITTED FOR REVIEW AND APPROVAL BY THE AE AND VA COR. NO DEMOLITION IS TO OCCUR UNTIL THE SUBMITTAL IS APPROVED BY THE VA COR.
4. ALL OUTAGES AND WORK PLANS REQUIRE MINIMUM 14 CALENDAR DAYS REVIEW AND APPROVAL BY THE VA COR AND FRESNO VAMC.
5. WORK IS TO BE COMPLETED TO MINIMIZE IMPACTS TO VETERAN CARE AND TO PREVENT SYSTEM OUTAGES.

KEY NOTES:

1. ASSUMED PIPING CAPPED IN WALL. CONTRACTOR TO VERIFY.

KEY PLAN

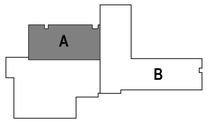

BID SET	05/04/2026
Revisions:	Date:

CONSULTANT

DAVENERGY SOLUTIONS
2207 GARNET AVE, SUITE I
SAN DIEGO, CA 92109
619-770-8552

DESIGNER OF RECORD

A/E:
DAVENERGY SOLUTIONS
2207 GARNET AVE, SUITE I
SAN DIEGO, CA 92109
619-770-8552

STAMP

PROFESSIONAL ENGINEER
AUSTIN M. MILLER
M 41762
MECHANICAL
STATE OF CALIFORNIA
05/04/2026

Office of Construction and Facilities Management

VA U.S. Department of Veterans Affairs

Drawing Title	Phase	Project Title	Project Number
FLOOR 5 CHILLED WATER PIPING DEMOLITION - WEST	BID SET	REPLACE AND EXPAND CHILLED WATER INFRASTRUCTURE, BUILDING 1 AND OPC	570-20-308
Approved: Approver	-	Location: FRESNO VA HOSPITAL, 2615 E CLINTON AVE, FRESNO, CA 93703	Building Number
		Issue Date: 05/04/2026 / Checked: JMM / Drawn: JM	Drawing Number: MD107A-1

VA FORM 08 - 6231

Autodesk Docs://222010 VA Fresno Chilled Water Infrastructure/570-20-308 VA CA Fresno Chilled Water Infrastructure_MECH-R23.rvt
5/3/2026 5:12:11 PM

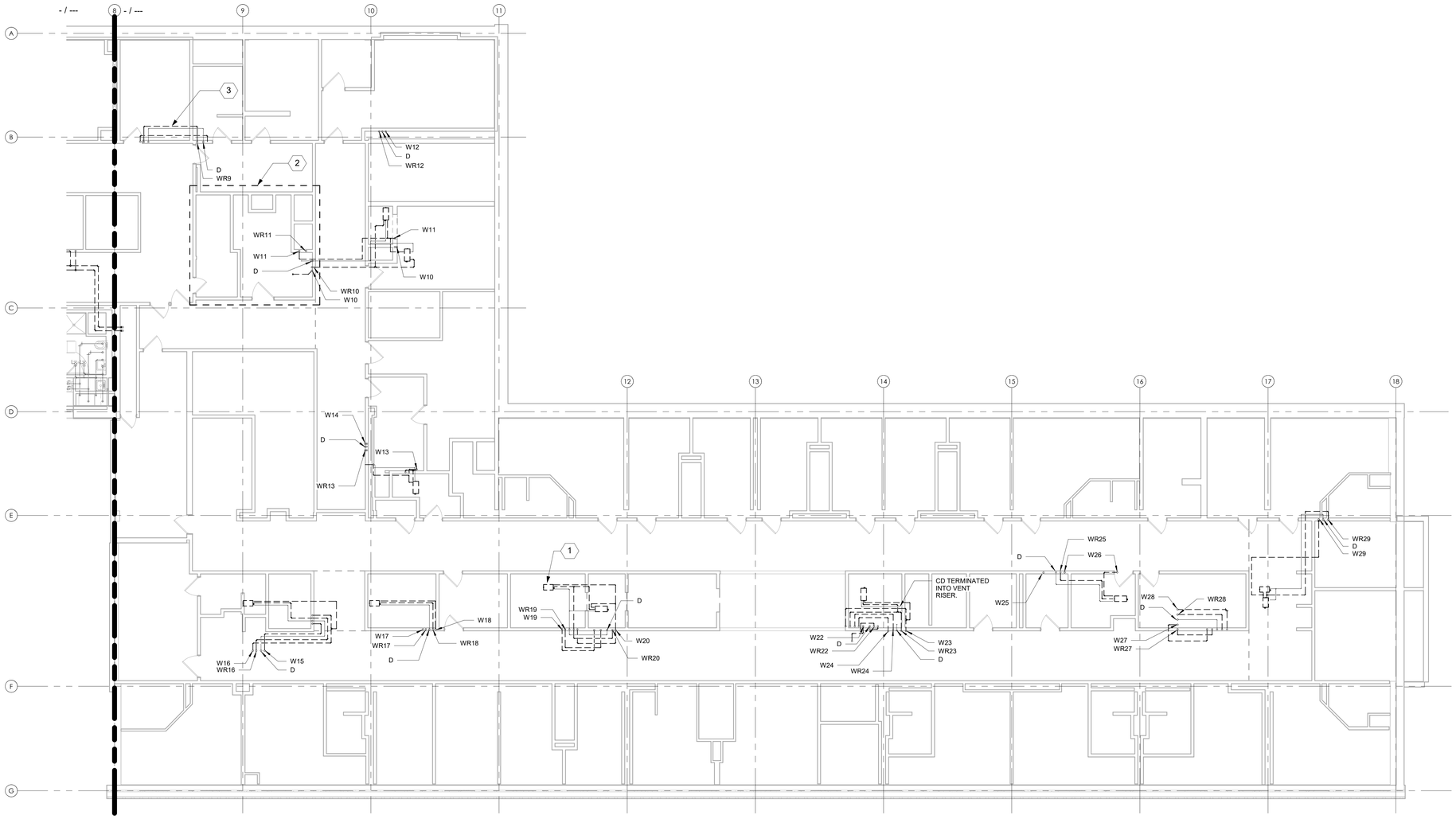

5TH FLOOR CHILLED WATER PIPING DEMOLITION PLAN - EAST
1/8" = 1'-0"

SHEET NOTES:

1. DRAWINGS ARE DIAGRAMMATIC IN NATURE. IT IS THE RESPONSIBILITY OF THE CONTRACTOR(S) TO VERIFY EXISTING DUCTWORK, PIPING AND EQUIPMENT LOCATIONS. REPORT ANY DISCREPANCIES BETWEEN PLANS AND SITE CONDITIONS TO A/E. CONTRACTOR SHALL COORDINATE WITH ALL OTHER TRADES AND EXISTING CONDITIONS.
2. DUCTWORK AND PIPING SIZES SHOWN ARE BEST INTERPRETATION OF AVAILABLE DATA. CONTRACTOR TO VERIFY PIPE SIZES DURING COURSE OF WORK, AND REPORT ANY DISCREPANCIES BETWEEN PLANS AND SITE CONDITIONS.
3. PHASING PLAN IS REQUIRED TO BE SUBMITTED FOR REVIEW AND APPROVAL BY THE AE AND VA COR. NO DEMOLITION IS TO OCCUR UNTIL THE SUBMITTAL IS APPROVED BY THE VA COR.
4. ALL OUTAGES AND WORK PLANS REQUIRE MINIMUM 14 CALENDAR DAYS REVIEW AND APPROVAL BY THE VA COR AND FRESNO VAMC.
5. WORK IS TO BE COMPLETED TO MINIMIZE IMPACTS TO VETERAN CARE AND TO PREVENT SYSTEM OUTAGES.

KEY NOTES:

1. DUAL TEMPERATURE DUCT COIL DESIGNATED WITH THIS SYMBOL, TYPICAL.
2. AREA TO BE RENOVATED WITH PROJECT 570-20-700 FRESNO VAMC EHRM INFRASTRUCTURE UPGRADE PROJECT. CONTRACTOR TO CONFIRM WITH COR ANY NEW CHILLED WATER CONNECTIONS AND NECESSARY DEMOLITION OF EXISTING CHILLED WATER RISERS.
3. PIPE ROUTING SHOWN IS DIAGRAMMATIC IN NATURE, AND IS DRAWN SUCH THAT PIPE CONNECTIONS AND VALVES ARE CLEARLY DENOTED. CONTRACTOR IS RESPONSIBLE TO ADJUST THE PIPE ROUTING IN ACCORDANCE WITH VA STANDARDS AND TO COORDINATE WITH EXISTING CONDITIONS AND OTHER TRADES WHILE MAINTAINING PROPER MAINTENANCE ACCESS TO VALVES AND OTHER EQUIPMENT.

KEY PLAN

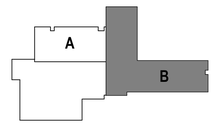

BID SET	05/04/2026
Revisions:	Date:

CONSULTANT

DAVENERGY SOLUTIONS
2207 GARNET AVE, SUITE I
SAN DIEGO, CA 92109
619-770-8552

DAVENERGY SOLUTIONS ENGINEERING | CONSTRUCTION MANAGEMENT

DESIGNER OF RECORD

A/E:
DAVENERGY SOLUTIONS
2207 GARNET AVE, SUITE I
SAN DIEGO, CA 92109
619-770-8552

DAVENERGY SOLUTIONS ENGINEERING | CONSTRUCTION MANAGEMENT

STAMP

PROFESSIONAL ENGINEER
JUSTIN M. MILLER
M 41762
MECHANICAL
STATE OF CALIFORNIA
05/04/2026

Office of Construction and Facilities Management

VA U.S. Department of Veterans Affairs

Drawing Title	Phase	Project Title	Project Number
FLOOR 5 CHILLED WATER PIPING DEMOLITION - EAST	BID SET	REPLACE AND EXPAND CHILLED WATER INFRASTRUCTURE, BUILDING 1 AND OPC	570-20-308
Approved: Approver	-	Location: FRESNO VA HOSPITAL, 2615 E CLINTON AVE, FRESNO, CA 93703	Building Number
		Issue Date: 05/04/2026 · Checked: JMM · Drawn: JM	Drawing Number: MD107B-1

VA FORM 08 - 6231

Autodesk Docs://222010 VA Fresno Chilled Water Infrastructure/570-20-308 VA CA Fresno Chilled Water Infrastructure_MECH-R23.rvt
5/3/2026 5:12:13 PM

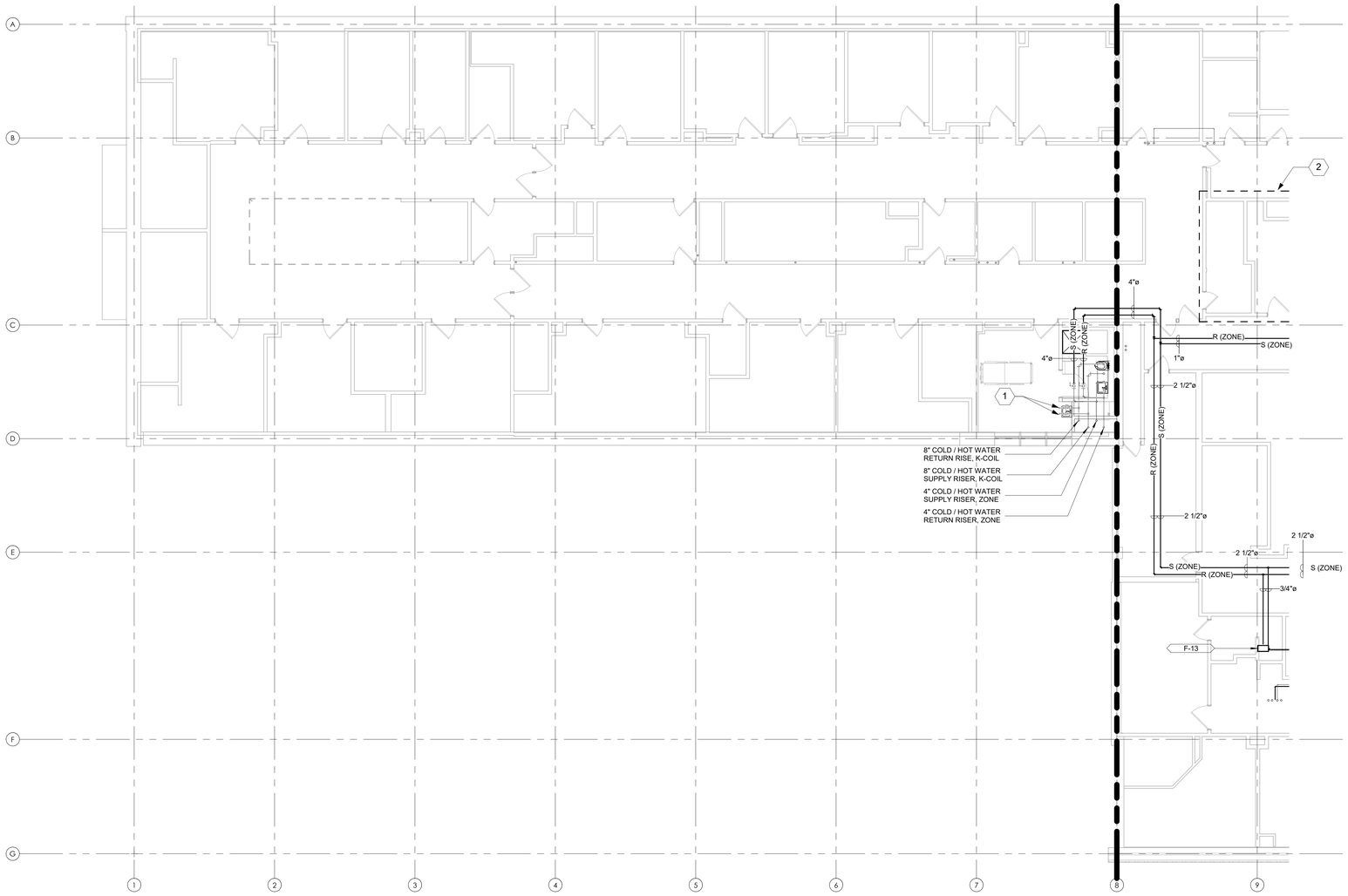

1 5TH FLOOR CHILLED WATER LATERAL NEW WORK PLAN - WEST
1/8" = 1'-0"

SHEET NOTES:

1. PIPE SIZES FOR OPC PIPING WILL BE DETERMINED AFTER THE TERMINAL UNITS IN THE AREA ARE VERIFIED.
2. DRAWINGS ARE DIAGRAMMATIC IN NATURE. IT IS THE RESPONSIBILITY OF CONTRACTOR TO VERIFY EXISTING PIPING AND EQUIPMENT LOCATIONS. REPORT ANY DISCREPANCIES BETWEEN PLANS AND SITE CONDITIONS TO A/E. CONTRACTOR SHALL COORDINATE INSTALLATION ROUTING WITH ALL OTHER TRADES AND EXISTING CONDITIONS.
3. NEW PIPE INSULATION SHALL COMPLY WITH SPECIFICATION SECTION 23 07 11. COORDINATE PIPE ROUTING AND CLEARANCES WITH ALL DISCIPLINES ACCORDINGLY.

KEY NOTES:

1. VALVE AND CAP PIPE FOR FUTURE USE.

KEY PLAN

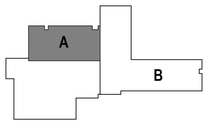

BID SET	05/04/2026
Revisions:	Date:

CONSULTANT

DAVENERGY SOLUTIONS
2207 GARNET AVE, SUITE I
SAN DIEGO, CA 92109
619-770-8552

DESIGNER OF RECORD

A/E:
DAVENERGY SOLUTIONS
2207 GARNET AVE, SUITE I
SAN DIEGO, CA 92109
619-770-8552

STAMP

PROFESSIONAL ENGINEER JUSTIN M. MILLER M 41762 MECHANICAL STATE OF CALIFORNIA
05/04/2026

Office of Construction and Facilities Management

VA U.S. Department of Veterans Affairs

Drawing Title	Phase	Project Title	Project Number
FLOOR 5 CHILLED WATER LATERAL NEW WORK - WEST	BID SET	REPLACE AND EXPAND CHILLED WATER INFRASTRUCTURE, BUILDING 1 AND OPC	570-20-308
Approved: Approver	-	Location: FRESNO VA HOSPITAL, 2615 E CLINTON AVE, FRESNO, CA 93703	Building Number
		Issue Date: 05/04/2026 / Checked: JMM / Drawn: JM	Drawing Number: MP107A-2

VA FORM 08 - 6231

Autodesk Docs://222010 VA Fresno Chilled Water Infrastructure/570-20-308 VA CA Fresno Chilled Water Infrastructure_MECH-R23.rvt
5/3/2026 5:12:15 PM

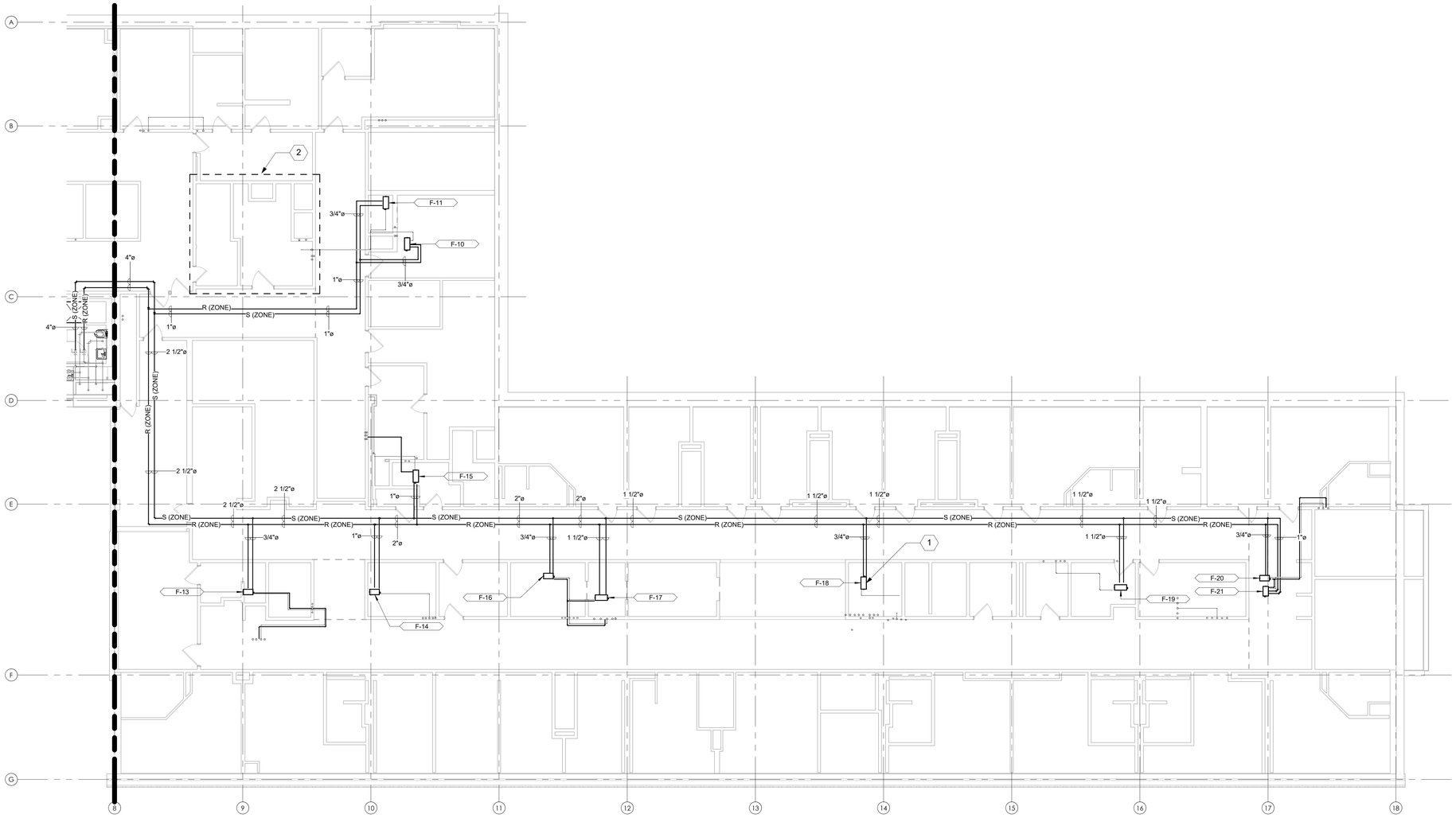

1 5TH FLOOR CHILLED WATER LATERAL NEW WORK PLAN - EAST
1/8" = 1'-0"

SHEET NOTES:

1. PIPE SIZES FOR OPC PIPING WILL BE DETERMINED AFTER THE TERMINAL UNITS IN THE AREA ARE VERIFIED.
2. DRAWINGS ARE DIAGRAMMATIC IN NATURE. IT IS THE RESPONSIBILITY OF CONTRACTOR TO VERIFY EXISTING PIPING AND EQUIPMENT LOCATIONS. REPORT ANY DISCREPANCIES BETWEEN PLANS AND SITE CONDITIONS TO A/E. CONTRACTOR SHALL COORDINATE INSTALLATION ROUTING WITH ALL OTHER TRADES AND EXISTING CONDITIONS.
3. NEW PIPE INSULATION SHALL COMPLY WITH SPECIFICATION SECTION 23 07 11. COORDINATE PIPE ROUTING AND CLEARANCES WITH ALL DISCIPLINES ACCORDINGLY.

KEY NOTES:

1. DUAL TEMPERATURE DUCT COIL DESIGNATED WITH THIS SYMBOL, TYPICAL.
2. AREA TO BE RENOVATED WITH PROJECT 570-20-700 FRESNO VAMC EHRM INFRASTRUCTURE UPGRADE PROJECT. CONTRACTOR TO CONFIRM WITH COR ANY NEW CHILLED WATER CONNECTIONS AND NECESSARY DEMOLITION OF EXISTING CHILLED WATER RISERS.

KEY PLAN

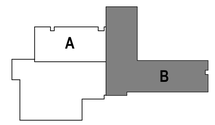

BID SET	05/04/2026
Revisions:	Date:

CONSULTANT

DAVENERGY SOLUTIONS
2207 GARNET AVE, SUITE I
SAN DIEGO, CA 92109
619-770-8552

DESIGNER OF RECORD

A/E:
DAVENERGY SOLUTIONS
2207 GARNET AVE, SUITE I
SAN DIEGO, CA 92109
619-770-8552

STAMP

PROFESSIONAL ENGINEER JUSTIN M. MILLER M 41762 MECHANICAL STATE OF CALIFORNIA
05/04/2026

Office of Construction and Facilities Management

VA U.S. Department of Veterans Affairs

Drawing Title: FLOOR 5 CHILLED WATER LATERAL NEW WORK - EAST	Phase: BID SET	Project Title: REPLACE AND EXPAND CHILLED WATER INFRASTRUCTURE, BUILDING 1 AND OPC	Project Number: 570-20-308
Approved: Approver	-	Location: FRESNO VA HOSPITAL 2615 E CLINTON AVE, FRESNO, CA 93703	Building Number:
		Issue Date: 05/04/2026 / Checked: JMM / Drawn: JM	Drawing Number: MP107B-2

VA FORM 08 - 6231

Autodesk Docs://222010 VA Fresno Chilled Water Infrastructure/570-20-308 VA CA Fresno Chilled Water Infrastructure_MECH-R23.rvt 5/3/2026 5:12:19 PM

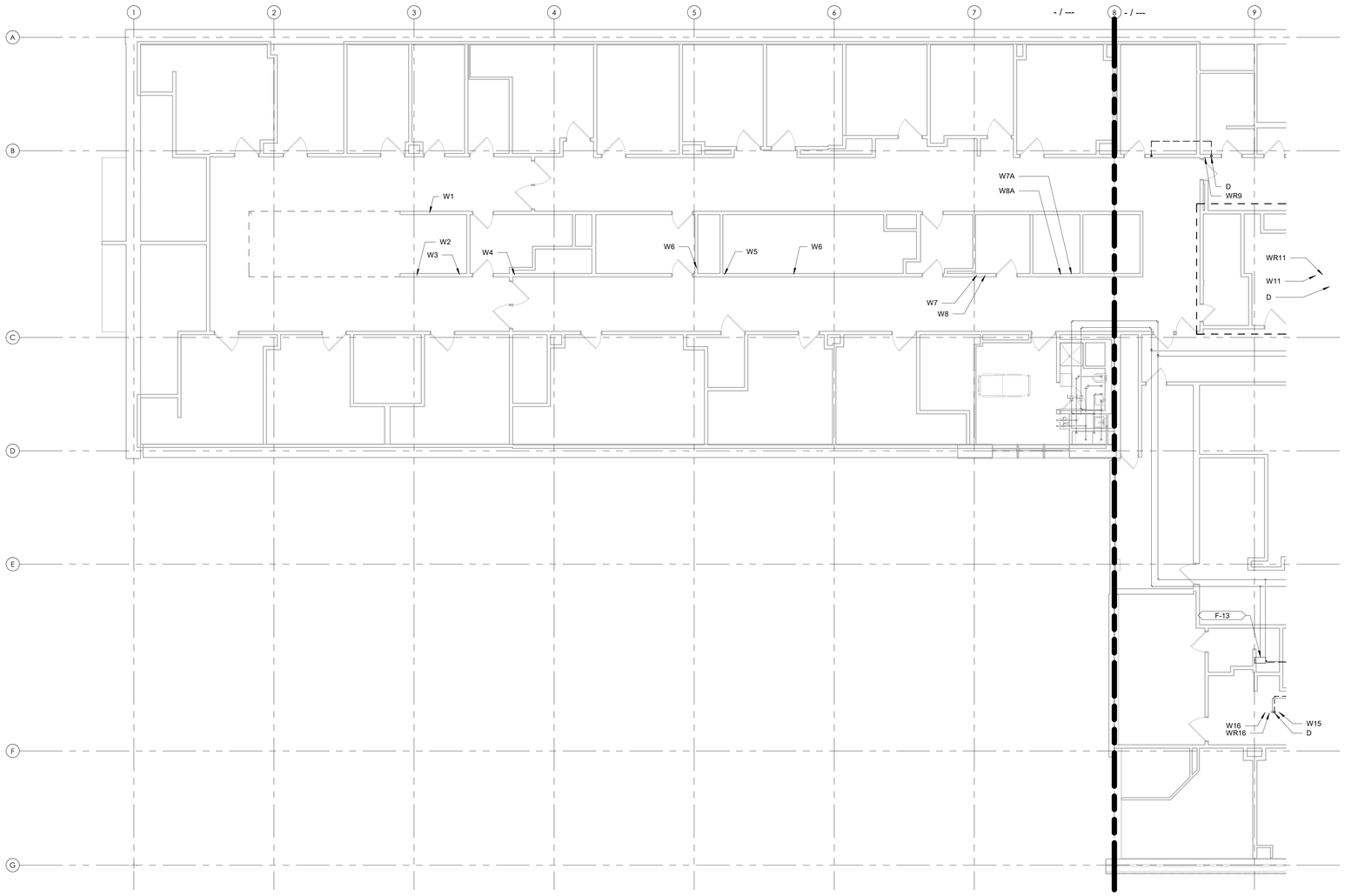

05 DEMO 5TH FLOOR CONDENSATE RISER DEMOLITION PLAN - WEST
1/8" = 1'-0"

SHEET NOTES:

1. DRAWINGS ARE DIAGRAMMATIC IN NATURE. IT IS THE RESPONSIBILITY OF THE CONTRACTOR(S) TO VERIFY EXISTING DUCTWORK, PIPING AND EQUIPMENT LOCATIONS. REPORT ANY DISCREPANCIES BETWEEN PLANS AND SITE CONDITIONS TO A/E. CONTRACTOR SHALL COORDINATE WITH ALL OTHER TRADES AND EXISTING CONDITIONS.
2. DUCTWORK AND PIPING SIZES SHOWN ARE BEST INTERPRETATION OF AVAILABLE DATA. CONTRACTOR TO VERIFY PIPE SIZES DURING COURSE OF WORK, AND REPORT ANY DISCREPANCIES BETWEEN PLANS AND SITE CONDITIONS.
3. PHASING PLAN IS REQUIRED TO BE SUBMITTED FOR REVIEW AND APPROVAL BY THE AE AND VA COR. NO DEMOLITION IS TO OCCUR UNTIL THE SUBMITTAL IS APPROVED BY THE VA COR.
4. ALL OUTAGES AND WORK PLANS REQUIRE MINIMUM 14 CALENDAR DAYS REVIEW AND APPROVAL BY THE VA COR AND FRESNO VAMC.
5. WORK IS TO BE COMPLETED TO MINIMIZE IMPACTS TO VETERAN CARE AND TO PREVENT SYSTEM OUTAGES.

KEY NOTES:

KEY PLAN

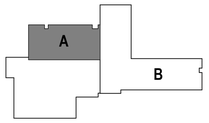

BID SET	05/04/2026
Revisions:	Date:

CONSULTANT

DAVENERGY SOLUTIONS
2207 GARNET AVE, SUITE I
SAN DIEGO, CA 92109
619-770-8552

DESIGNER OF RECORD

A/E:
DAVENERGY SOLUTIONS
2207 GARNET AVE, SUITE I
SAN DIEGO, CA 92109
619-770-8552

STAMP

PROFESSIONAL ENGINEER
JUSTIN M. MILLER
M 41762
MECHANICAL
STATE OF CALIFORNIA
05/04/2026

Office of Construction and Facilities Management

VA U.S. Department of Veterans Affairs

Drawing Title: FLOOR 5 CONDENSATE RISER DEMOLITION - WEST	Phase: BID SET	Project Title: REPLACE AND EXPAND CHILLED WATER INFRASTRUCTURE, BUILDING 1 AND OPC	Project Number: 570-20-308
Approved: Approver	-	Location: FRESNO VA HOSPITAL, 2615 E CLINTON AVE, FRESNO, CA 93703	Building Number:
		Issue Date: 05/04/2026 / Checked: JMM / Drawn: JM	Drawing Number: MD107A-2

VA FORM 08 - 6231

Autodesk Docs://22201O VA Fresno Chilled Water Infrastructure/570-20-308 VA CA Fresno Chilled Water Infrastructure_MECH-R23.rvt 5/3/2026 5:12:21 PM

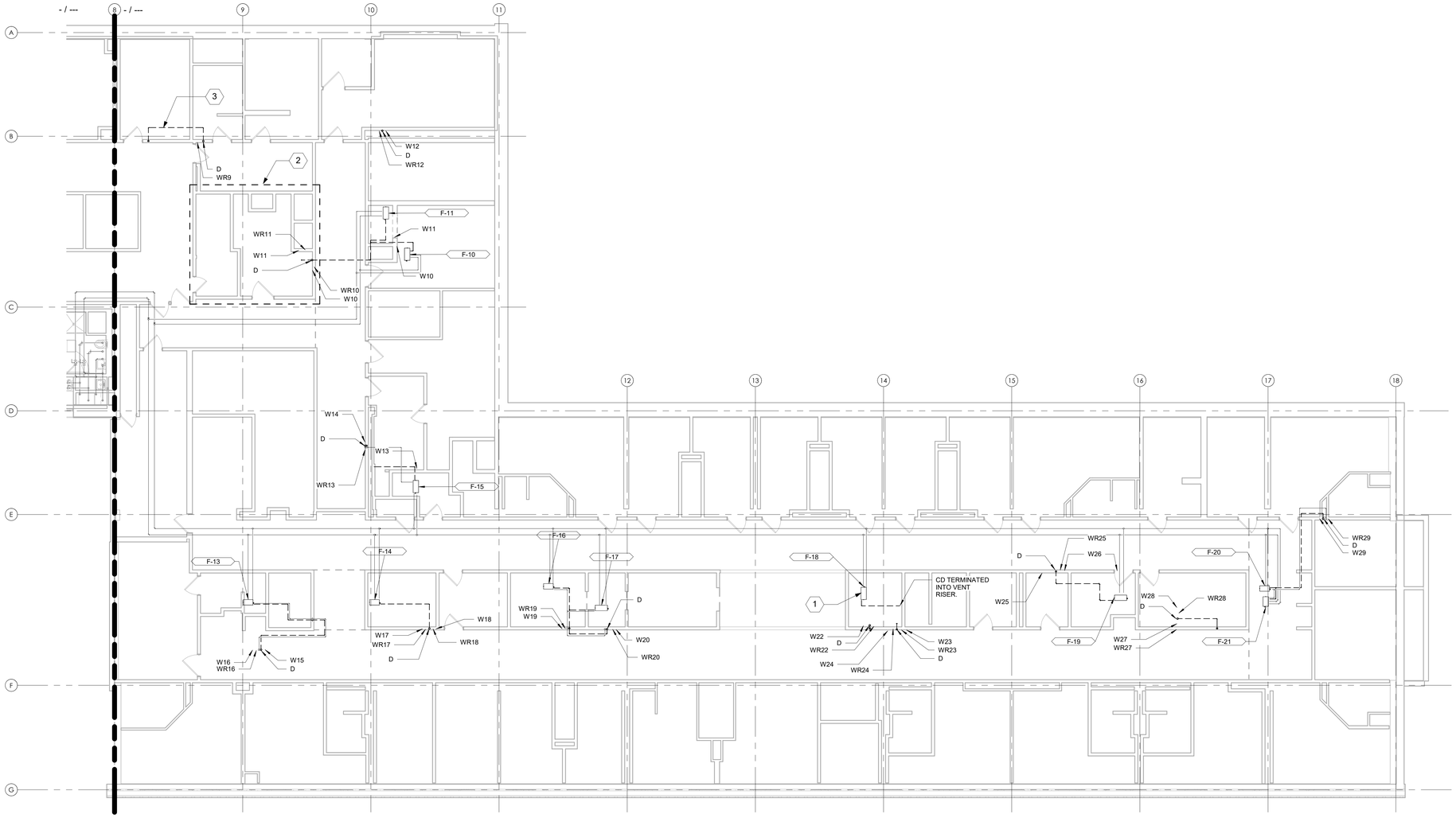

1 05 DEMO 5TH FLOOR CONDENSATE RISER DEMOLITION PLAN - EAST
1/8" = 1'-0"

SHEET NOTES:

1. DRAWINGS ARE DIAGRAMMATIC IN NATURE. IT IS THE RESPONSIBILITY OF THE CONTRACTOR(S) TO VERIFY EXISTING DUCTWORK, PIPING AND EQUIPMENT LOCATIONS. REPORT ANY DISCREPANCIES BETWEEN PLANS AND SITE CONDITIONS TO A/E. CONTRACTOR SHALL COORDINATE WITH ALL OTHER TRADES AND EXISTING CONDITIONS.
2. DUCTWORK AND PIPING SIZES SHOWN ARE BEST INTERPRETATION OF AVAILABLE DATA. CONTRACTOR TO VERIFY PIPE SIZES DURING COURSE OF WORK, AND REPORT ANY DISCREPANCIES BETWEEN PLANS AND SITE CONDITIONS.
3. PHASING PLAN IS REQUIRED TO BE SUBMITTED FOR REVIEW AND APPROVAL BY THE AE AND VA COR. NO DEMOLITION IS TO OCCUR UNTIL THE SUBMITTAL IS APPROVED BY THE VA COR.
4. ALL OUTAGES AND WORK PLANS REQUIRE MINIMUM 14 CALENDAR DAYS REVIEW AND APPROVAL BY THE VA COR AND FRESNO VAMC.
5. WORK IS TO BE COMPLETED TO MINIMIZE IMPACTS TO VETERAN CARE AND TO PREVENT SYSTEM OUTAGES.

KEY NOTES:

1. DUAL TEMPERATURE DUCT COIL DESIGNATED WITH THIS SYMBOL, TYPICAL.
2. AREA TO BE RENOVATED WITH PROJECT 570-20-700 FRESNO VAMC EHRM INFRASTRUCTURE UPGRADE PROJECT. CONTRACTOR TO CONFIRM WITH COR ANY NEW CHILLED WATER CONNECTIONS AND NECESSARY DEMOLITION OF EXISTING CHILLED WATER RISERS.
3. PIPE ROUTING SHOWN IS DIAGRAMMATIC IN NATURE, AND IS DRAWN SUCH THAT PIPE CONNECTIONS AND VALVES ARE CLEARLY DENOTED. CONTRACTOR IS RESPONSIBLE TO ADJUST THE PIPE ROUTING IN ACCORDANCE WITH VA STANDARDS AND TO COORDINATE WITH EXISTING CONDITIONS AND OTHER TRADES WHILE MAINTAINING PROPER MAINTENANCE ACCESS TO VALVES AND OTHER EQUIPMENT.

KEY PLAN

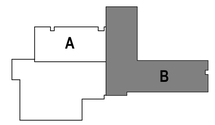

BID SET	05/04/2026
Revisions:	Date:

CONSULTANT

DAVENERGY SOLUTIONS
2207 GARNET AVE, SUITE I
SAN DIEGO, CA 92109
619-770-8552

DAVENERGY SOLUTIONS ENGINEERING | CONSTRUCTION MANAGEMENT

DESIGNER OF RECORD

A/E:
DAVENERGY SOLUTIONS
2207 GARNET AVE, SUITE I
SAN DIEGO, CA 92109
619-770-8552

DAVENERGY SOLUTIONS ENGINEERING | CONSTRUCTION MANAGEMENT

STAMP

PROFESSIONAL ENGINEER
JUSTIN M. MILLENDORF
M 41762
MECHANICAL
STATE OF CALIFORNIA
05/04/2026

Office of Construction and Facilities Management

VA U.S. Department of Veterans Affairs

Drawing Title	Phase	Project Title	Project Number
FLOOR 5 CONDENSATE RISER DEMOLITION - EAST	BID SET	REPLACE AND EXPAND CHILLED WATER INFRASTRUCTURE, BUILDING 1 AND OPC	570-20-308
Approved: Approver	-	Location: FRESNO VA HOSPITAL, 2615 E CLINTON AVE, FRESNO, CA 93703	Building Number
		Issue Date: 05/04/2026 · Checked: JMM · Drawn: JM	Drawing Number: MD107B-2

VA FORM 08 - 6231

Autodesk Docs://222010 VA Fresno Chilled Water Infrastructure/570-20-308 VA CA Fresno Chilled Water Infrastructure_MECH-R23.rvt
5/3/2026 5:12:23 PM

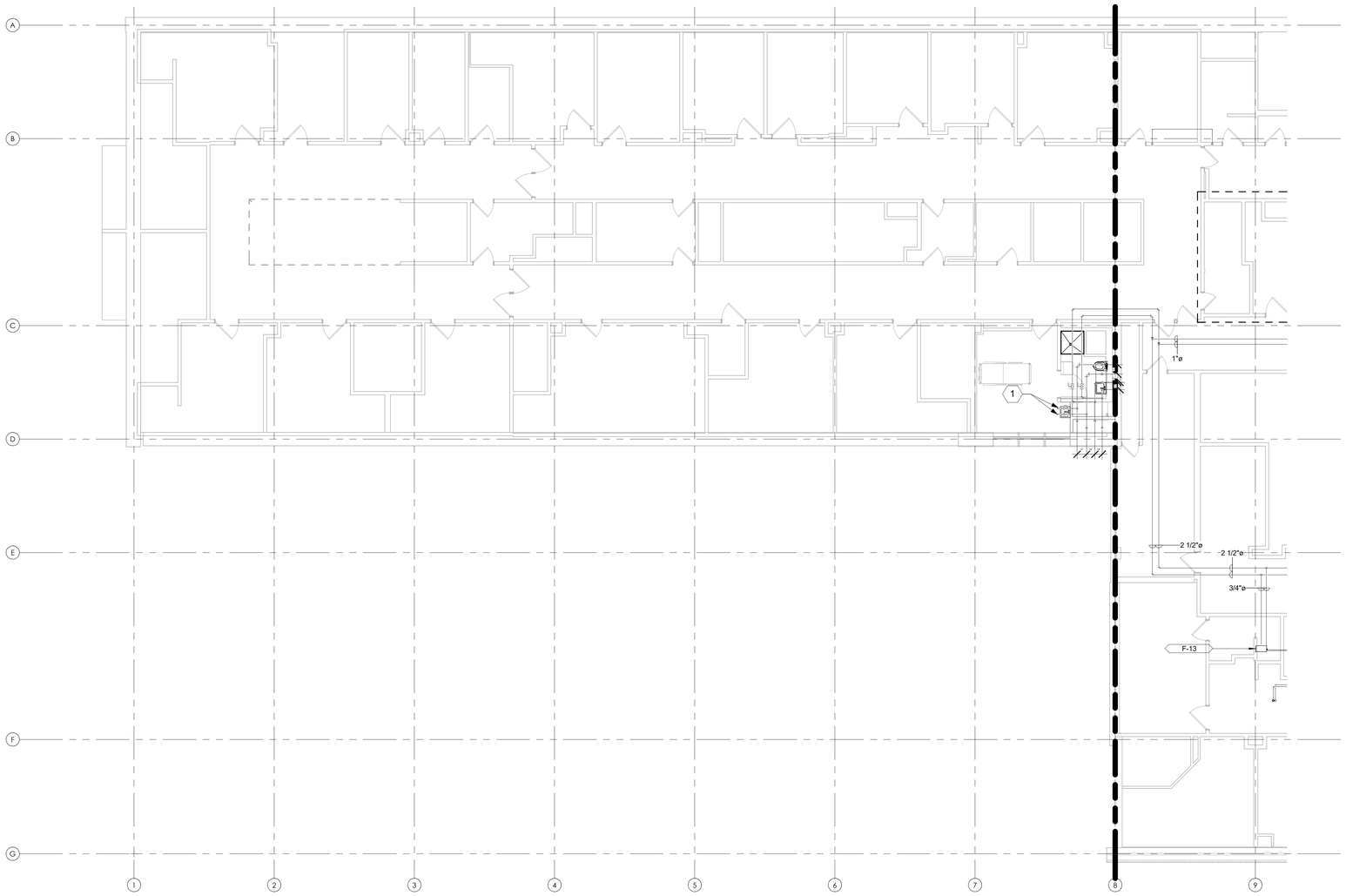

1 5TH FLOOR CONDENSATE RISER NEW WORK PLAN - WEST
1/8" = 1'-0"

SHEET NOTES:

1. PIPE SIZES FOR OPC PIPING WILL BE DETERMINED AFTER THE TERMINAL UNITS IN THE AREA ARE VERIFIED.
2. DRAWINGS ARE DIAGRAMMATIC IN NATURE. IT IS THE RESPONSIBILITY OF CONTRACTOR TO VERIFY EXISTING PIPING AND EQUIPMENT LOCATIONS. REPORT ANY DISCREPANCIES BETWEEN PLANS AND SITE CONDITIONS TO A/E. CONTRACTOR SHALL COORDINATE INSTALLATION ROUTING WITH ALL OTHER TRADES AND EXISTING CONDITIONS.
3. NEW PIPE INSULATION SHALL COMPLY WITH SPECIFICATION SECTION 23 07 11. COORDINATE PIPE ROUTING AND CLEARANCES WITH ALL DISCIPLINES ACCORDINGLY.

KEY NOTES:

1. VALVE AND CAP PIPE FOR FUTURE USE.

KEY PLAN

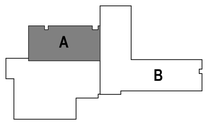

BID SET	05/04/2026
Revisions:	Date:

CONSULTANT

DAVENERGY SOLUTIONS
2207 GARNET AVE, SUITE I
SAN DIEGO, CA 92109
619-770-8552

DESIGNER OF RECORD

A/E:
DAVENERGY SOLUTIONS
2207 GARNET AVE, SUITE I
SAN DIEGO, CA 92109
619-770-8552

STAMP

05/04/2026

Office of Construction and Facilities Management

VA U.S. Department of Veterans Affairs

Drawing Title: FLOOR 5 CONDENSATE RISER NEW WORK - WEST

Approved: Approver

Phase: BID SET

-

Project Title: REPLACE AND EXPAND CHILLED WATER INFRASTRUCTURE, BUILDING 1 AND OPC

Location: FRESNO VA HOSPITAL, 2615 E CLINTON AVE, FRESNO, CA 93703

Issue Date: 05/04/2026 | Checked: JMM | Drawn: JM

Project Number: 570-20-308

Building Number:

Drawing Number: MP107A-3

VA FORM 08 - 6231

Autodesk Docs://22201/0 VA Fresno Chilled Water Infrastructure/570-20-308 VA CA Fresno Chilled Water Infrastructure_MECH-R23.rvt

5/3/2026 5:12:25 PM

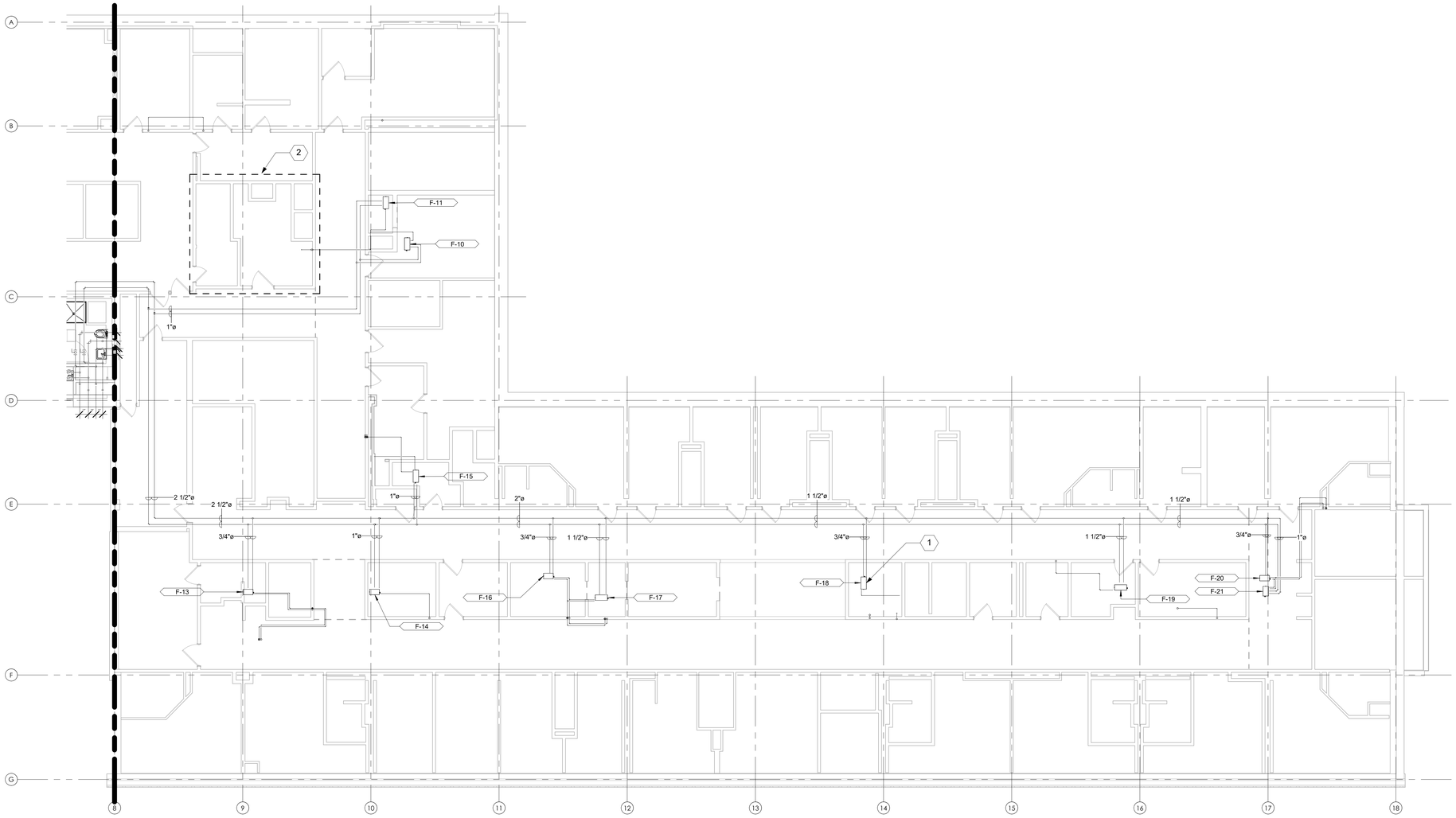

1 5TH FLOOR CONDENSATE RISER NEW WORK PLAN - EAST
1/8" = 1'-0"

SHEET NOTES:

1. PIPE SIZES FOR OPC PIPING WILL BE DETERMINED AFTER THE TERMINAL UNITS IN THE AREA ARE VERIFIED.
2. DRAWINGS ARE DIAGRAMMATIC IN NATURE. IT IS THE RESPONSIBILITY OF CONTRACTOR TO VERIFY EXISTING PIPING AND EQUIPMENT LOCATIONS. REPORT ANY DISCREPANCIES BETWEEN PLANS AND SITE CONDITIONS TO A/E. CONTRACTOR SHALL COORDINATE INSTALLATION ROUTING WITH ALL OTHER TRADES AND EXISTING CONDITIONS.
3. NEW PIPE INSULATION SHALL COMPLY WITH SPECIFICATION SECTION 23 07 11. COORDINATE PIPE ROUTING AND CLEARANCES WITH ALL DISCIPLINES ACCORDINGLY.

KEY NOTES:

1. EXISTING DUAL TEMPERATURE DUCT COIL DESIGNATED WITH THIS SYMBOL, TYPICAL.
2. AREA TO BE RENOVATED WITH PROJECT 570-20-700 FRESNO VAMC EHRM INFRASTRUCTURE UPGRADE PROJECT. CONTRACTOR TO CONFIRM WITH COR ANY NEW CHILLED WATER CONNECTIONS AND NECESSARY DEMOLITION OF EXISTING CHILLED WATER RISERS.

KEY PLAN

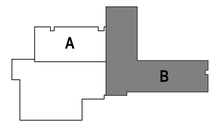

BID SET	05/04/2026
Revisions:	Date:

CONSULTANT

DAVENERGY SOLUTIONS
2207 GARNET AVE, SUITE I
SAN DIEGO, CA 92109
619-770-8552

DESIGNER OF RECORD

A/E:
DAVENERGY SOLUTIONS
2207 GARNET AVE, SUITE I
SAN DIEGO, CA 92109
619-770-8552

STAMP

PROFESSIONAL ENGINEER
JUSTIN M. MILLER
M 41762
MECHANICAL
STATE OF CALIFORNIA
05/04/2026

Office of Construction and Facilities Management

VA U.S. Department of Veterans Affairs

Drawing Title: FLOOR 5 CONDENSATE RISER NEW WORK - EAST	Phase: BID SET	Project Title: REPLACE AND EXPAND CHILLED WATER INFRASTRUCTURE, BUILDING 1 AND OPC	Project Number: 570-20-308
Approved: Approver	-	Location: FRESNO VA HOSPITAL 2615 E CLINTON AVE, FRESNO, CA 93703	Building Number:
		Issue Date: 05/04/2026 / Checked: JMM / Drawn: JM	Drawing Number: MP107B-3

VA FORM 08 - 6231

Autodesk Docs://222010 VA Fresno Chilled Water Infrastructure/570-20-308 VA CA Fresno Chilled Water Infrastructure_MECH-R23.rvt
5/3/2026 5:12:29 PM

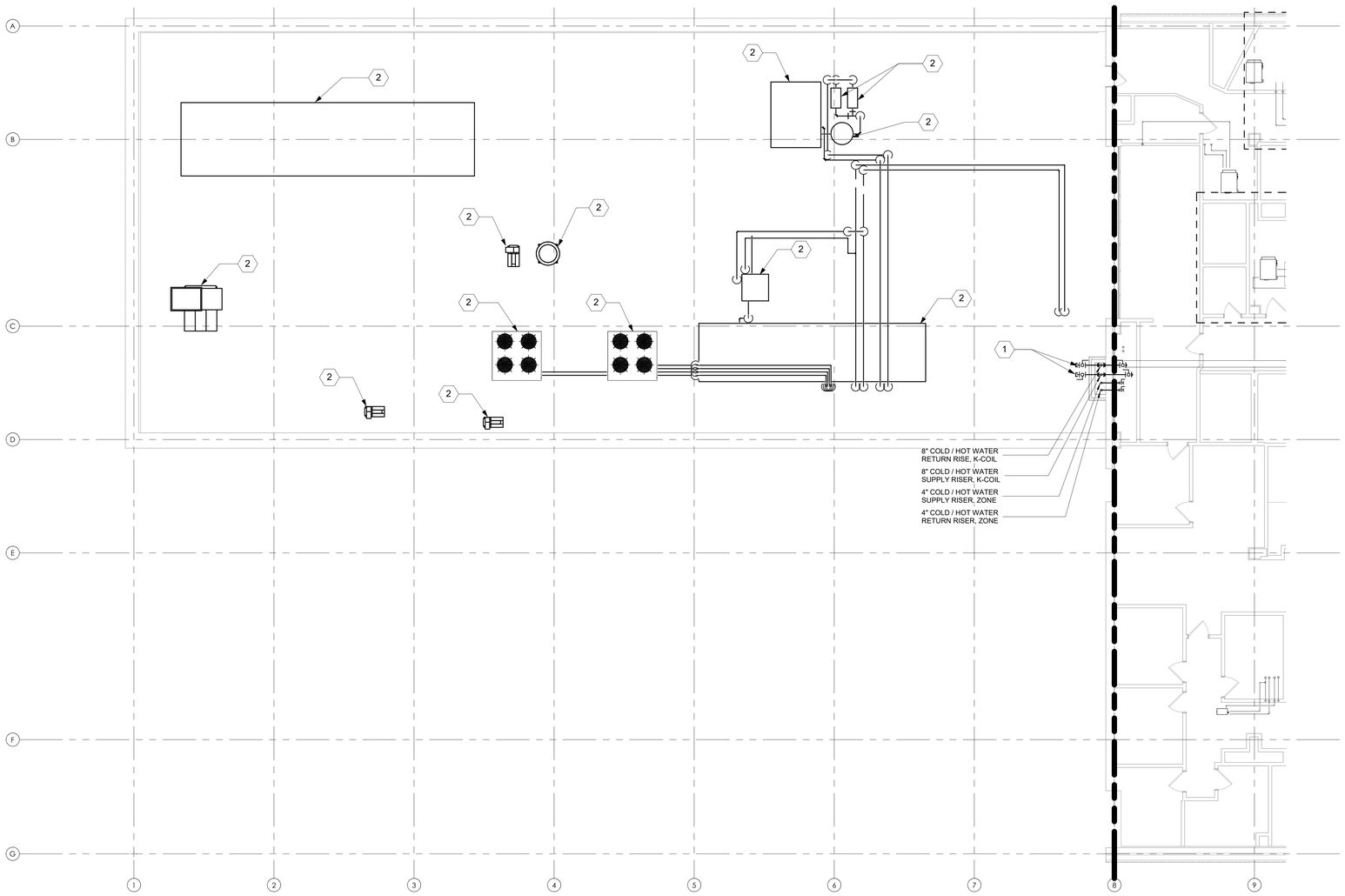

1 6TH FLOOR CHILLED WATER RISER NEW WORK PLAN - WEST
1/8" = 1'-0"

SHEET NOTES:

1. PIPE SIZES FOR OPC PIPING WILL BE DETERMINED AFTER THE TERMINAL UNITS IN THE AREA ARE VERIFIED.
2. DRAWINGS ARE DIAGRAMMATIC IN NATURE. IT IS THE RESPONSIBILITY OF CONTRACTOR TO VERIFY EXISTING PIPING AND EQUIPMENT LOCATIONS. REPORT ANY DISCREPANCIES BETWEEN PLANS AND SITE CONDITIONS TO A/E. CONTRACTOR SHALL COORDINATE INSTALLATION ROUTING WITH ALL OTHER TRADES AND EXISTING CONDITIONS.
3. NEW PIPE INSULATION SHALL COMPLY WITH SPECIFICATION SECTION 23 07 11. COORDINATE PIPE ROUTING AND CLEARANCES WITH ALL DISCIPLINES ACCORDINGLY.

KEY NOTES:

1. PROVIDE ISOLATION VALVE AND CAP PIPE FOR FUTURE CONNECTION AS PART OF FUTURE PROJECTS.
2. EXISTING UNIT AND ASSOCIATED PIPING TO REMAIN.

KEY PLAN

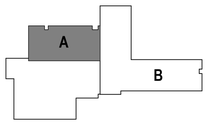

BID SET	05/04/2026
Revisions:	Date:

CONSULTANT

DAVENERGY SOLUTIONS ENGINEERING | CONSTRUCTION MANAGEMENT

DESIGNER OF RECORD

A/E:
DAVENERGY SOLUTIONS
2207 GARNET AVE, SUITE I
SAN DIEGO, CA 92109
619-770-8552

DAVENERGY SOLUTIONS ENGINEERING | CONSTRUCTION MANAGEMENT

STAMP: NOT FOR CONSTRUCTION

Office of Construction and Facilities Management

VA U.S. Department of Veterans Affairs

Drawing Title: FLOOR 6 CHILLED WATER RISER NEW WORK - WEST

Approved: Approver

Phase: BID SET

-

Project Title: REPLACE AND EXPAND CHILLED WATER INFRASTRUCTURE, BUILDING 1 AND OPC

Location: FRESNO VA HOSPITAL, 2615 E CLINTON AVE, FRESNO, CA 93703

Issue Date: 05/04/2026 | Checked: JMM | Drawn: JM

Project Number: 570-20-308

Building Number:

Drawing Number: MP108A-1

VA FORM 08 - 6231

Autodesk Docs://222010 VA Fresno Chilled Water Infrastructure/570-20-308 VA CA Fresno Chilled Water Infrastructure_MECH-R23.rvt

5/3/2026 5:12:34 PM

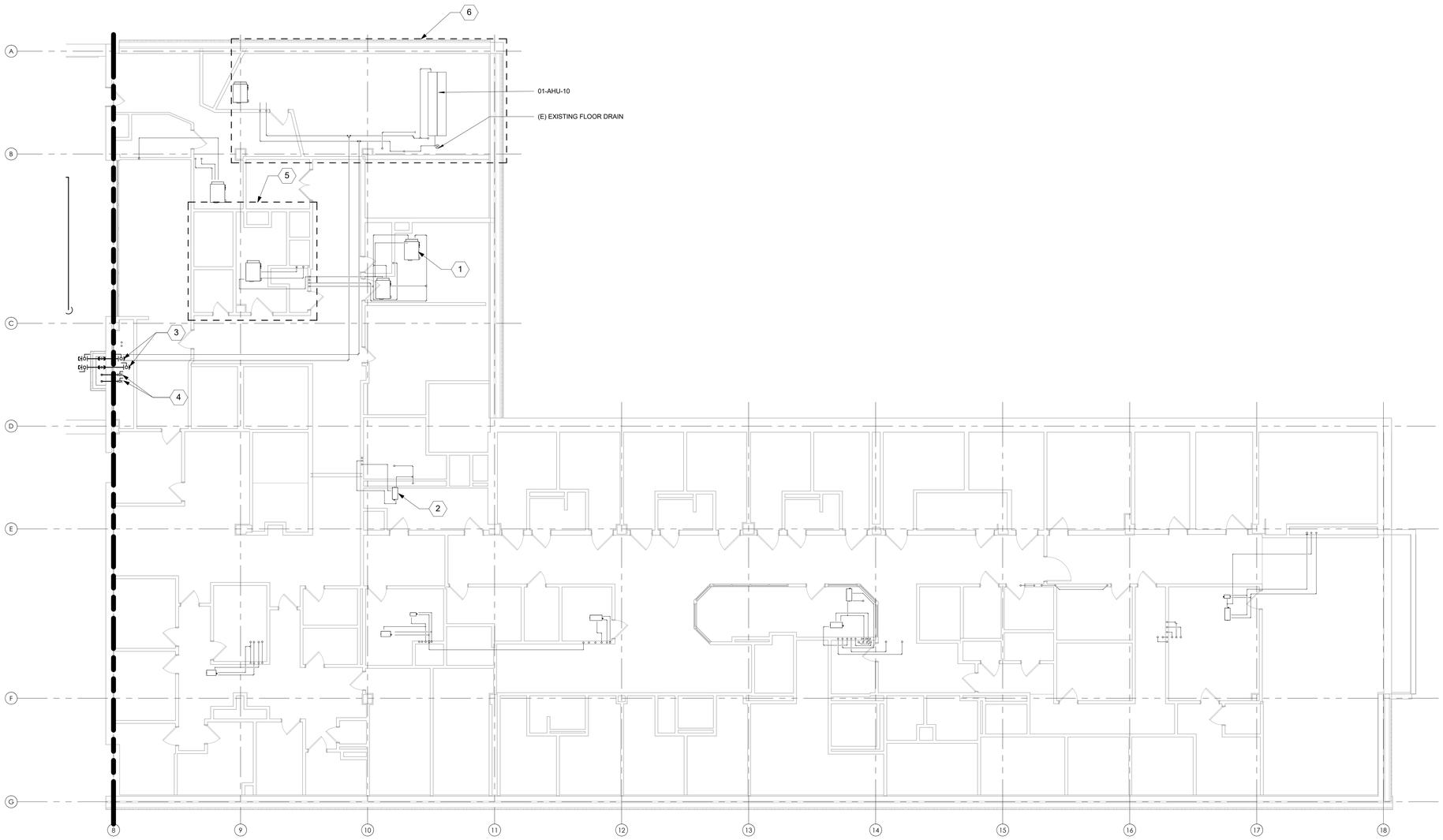

6TH FLOOR CHILLED WATER RISER
NEW WORK PLAN - EAST
1/8" = 1'-0"

SHEET NOTES:

1. PIPE SIZES FOR OPC PIPING WILL BE DETERMINED AFTER THE TERMINAL UNITS IN THE AREA ARE VERIFIED.
2. DRAWINGS ARE DIAGRAMMATIC IN NATURE. IT IS THE RESPONSIBILITY OF CONTRACTOR TO VERIFY EXISTING PIPING AND EQUIPMENT LOCATIONS. REPORT ANY DISCREPANCIES BETWEEN PLANS AND SITE CONDITIONS TO A/E. CONTRACTOR SHALL COORDINATE INSTALLATION ROUTING WITH ALL OTHER TRADES AND EXISTING CONDITIONS.
3. NEW PIPE INSULATION SHALL COMPLY WITH SPECIFICATION SECTION 23 07 11. COORDINATE PIPE ROUTING AND CLEARANCES WITH ALL DISCIPLINES ACCORDINGLY.

KEY NOTES:

1. EXISTING 2-PIPE DUAL TEMPERATURE FAN COIL UNIT DESIGNATED WITH THIS SYMBOL, TYPICAL.
2. EXISTING DUAL TEMPERATURE DUCT COIL DESIGNATED WITH THIS SYMBOL, TYPICAL.
3. PROVIDE ISOLATION VALVE AND CAP PIPE ABOVE CEILING FOR FUTURE CONNECTION AS PART OF FUTURE PROJECTS.
4. INSTALL PIPE ABOVE CEILING. PROVIDE ISOLATION VALVE AND PREPARE FOR CONNECTION ON A FUTURE PHASE OF THIS PROJECT.
5. AREA TO BE RENOVATED WITH PROJECT 570-20-700 FRESNO VAMC EHRM INFRASTRUCTURE UPGRADE PROJECT. CONTRACTOR TO CONFIRM WITH COR ANY NEW CHILLED WATER CONNECTIONS AND NECESSARY DEMOLITION OF EXISTING CHILLED WATER RISERS.
6. AREA TO BE RENOVATED WITH PROJECT 570-19-307 REPLACE MECH SYSTEMS BLDG 1. CONTRACTOR TO CONFIRM WITH COR ANY NEW CHILLED WATER CONNECTIONS AND NECESSARY DEMOLITION OF EXISTING CHILLED WATER RISERS.

KEY PLAN

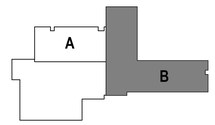

BID SET	05/04/2026
Revisions:	Date:

CONSULTANT

DESIGNER OF RECORD

A/E:
DAVENERGY SOLUTIONS
2207 GARNET AVE, SUITE I
SAN DIEGO, CA 92109
619-770-8552

STAMP: NOT FOR CONSTRUCTION

Office of Construction and Facilities Management

VA U.S. Department of Veterans Affairs

Drawing Title	FLOOR 6 CHILLED WATER RISER NEW WORK - EAST
Phase	BID SET
Project Title	REPLACE AND EXPAND CHILLED WATER INFRASTRUCTURE, BUILDING 1 AND OPC
Project Number	570-20-308
Building Number	
Approved: Approver	-
Location	FRESNO VA HOSPITAL 2615 E CLINTON AVE, FRESNO, CA 93703
Issue Date	05/04/2026
Checked	JMM
Drawn	JM
Drawing Number	MP108B-1

VA FORM 08 - 6231

Autodesk Docs://222010 VA Fresno Chilled Water Infrastructure/570-20-308 VA CA Fresno Chilled Water Infrastructure_MECH-R23.rvt
5/3/2026 5:12:38 PM

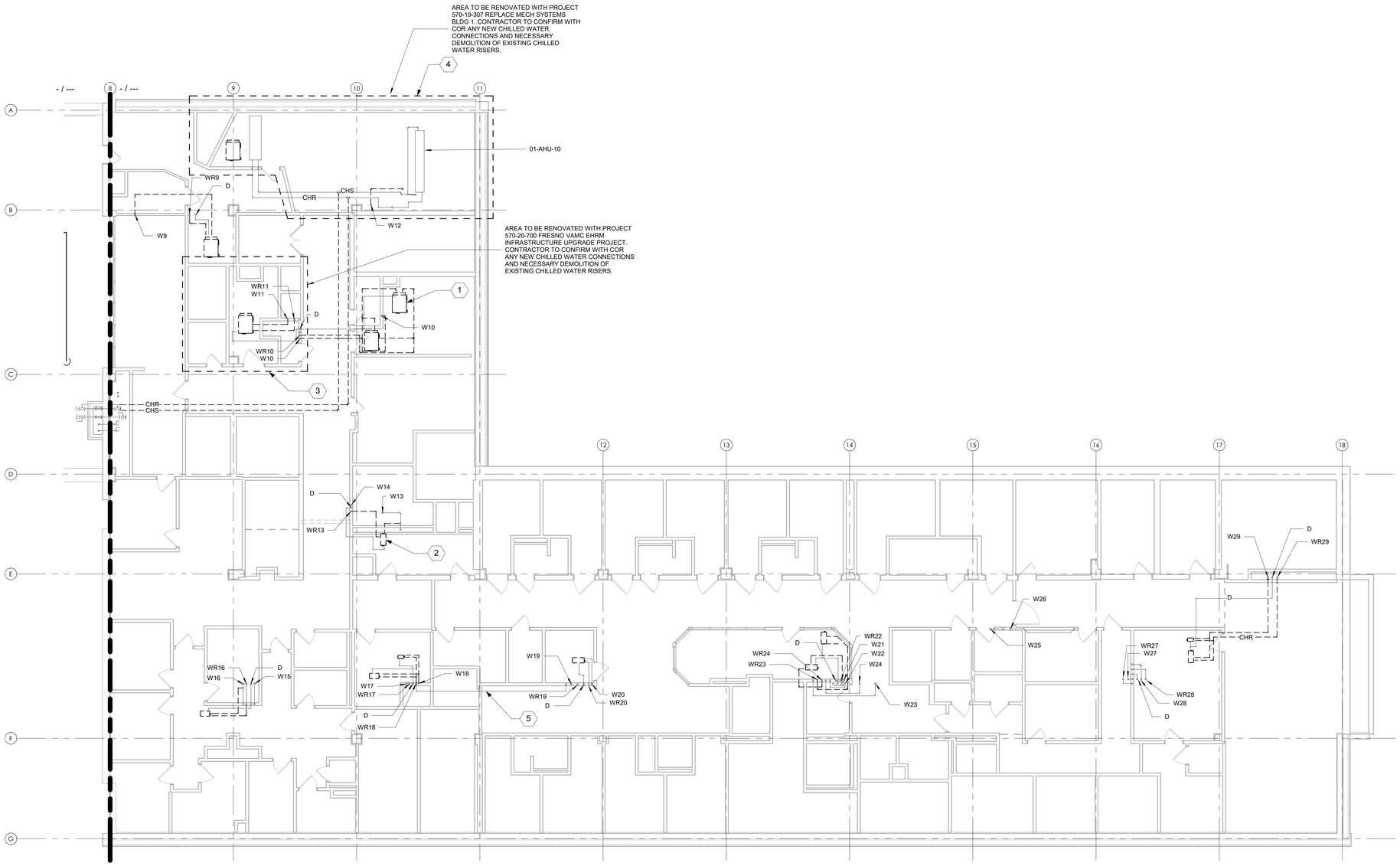

1 6TH FLOOR CHILLED WATER PIPING DEMOLITION PLAN - EAST
1/8" = 1'-0"

SHEET NOTES:

1. DRAWINGS ARE DIAGRAMMATIC IN NATURE. IT IS THE RESPONSIBILITY OF THE CONTRACTOR(S) TO VERIFY EXISTING DUCTWORK, PIPING AND EQUIPMENT LOCATIONS. REPORT ANY DISCREPANCIES BETWEEN PLANS AND SITE CONDITIONS TO A/E. CONTRACTOR SHALL COORDINATE WITH ALL OTHER TRADES AND EXISTING CONDITIONS.
2. DUCTWORK AND PIPING SIZES SHOWN ARE BEST INTERPRETATION OF AVAILABLE DATA. CONTRACTOR TO VERIFY PIPE SIZES DURING COURSE OF WORK, AND REPORT ANY DISCREPANCIES BETWEEN PLANS AND SITE CONDITIONS.
3. PHASING PLAN IS REQUIRED TO BE SUBMITTED FOR REVIEW AND APPROVAL BY THE AE AND VA COR. NO DEMOLITION IS TO OCCUR UNTIL THE SUBMITTAL IS APPROVED BY THE VA COR.
4. ALL OUTAGES AND WORK PLANS REQUIRE MINIMUM 14 CALENDAR DAYS REVIEW AND APPROVAL BY THE VA COR AND FRESNO VAMC.
5. WORK IS TO BE COMPLETED TO MINIMIZE IMPACTS TO VETERAN CARE AND TO PREVENT SYSTEM OUTAGES.

KEY NOTES:

1. 2-PIPE DUAL TEMPERATURE FAN COIL UNIT DESIGNATED WITH THIS SYMBOL, TYPICAL.
2. DUAL TEMPERATURE DUCT COIL DESIGNATED WITH THIS SYMBOL, TYPICAL.
3. AREA TO BE RENOVATED WITH PROJECT 570-20-700 FRESNO VAMC EHRM INFRASTRUCTURE UPGRADE PROJECT. CONTRACTOR TO CONFIRM WITH COR ANY NEW CHILLED WATER CONNECTIONS AND NECESSARY DEMOLITION OF EXISTING CHILLED WATER RISERS.
4. AREA TO BE RENOVATED WITH PROJECT 570-19-307 REPLACE MECH SYSTEMS BLDG 1. CONTRACTOR TO CONFIRM WITH COR ANY NEW CHILLED WATER CONNECTIONS AND NECESSARY DEMOLITION OF EXISTING CHILLED WATER RISERS.
5. PIPE ROUTING SHOWN IS DIAGRAMMATIC IN NATURE, AND IS DRAWN SUCH THAT PIPE CONNECTIONS AND VALVES ARE CLEARLY DENOTED. CONTRACTOR IS RESPONSIBLE TO ADJUST THE PIPE ROUTING IN ACCORDANCE WITH VA STANDARDS AND TO COORDINATE WITH EXISTING CONDITIONS AND OTHER TRADES WHILE MAINTAINING PROPER MAINTENANCE ACCESS TO VALVES AND OTHER EQUIPMENT.

KEY PLAN

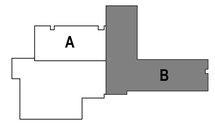

BID SET	05/04/2026
Revisions:	Date:

CONSULTANT

DESIGNER OF RECORD

A/E:
DAVENERGY SOLUTIONS
2207 GARNET AVE, SUITE I
SAN DIEGO, CA 92109
619-770-8552

DAVENERGY SOLUTIONS ENGINEERING | CONSTRUCTION MANAGEMENT

STAMP: NOT FOR CONSTRUCTION

Office of Construction and Facilities Management

VA U.S. Department of Veterans Affairs

Drawing Title: FLOOR 6 CHILLED WATER PIPING DEMOLITION - EAST	Phase: BID SET	Project Title: REPLACE AND EXPAND CHILLED WATER INFRASTRUCTURE, BUILDING 1 AND OPC	Project Number: 570-20-308
			Building Number:
Approved: Approver	-	Location: FRESNO VA HOSPITAL, 2615 E CLINTON AVE, FRESNO, CA 93703	Drawing Number: MD108B-1
		Issue Date: 05/04/2026 · Checked: JMM · Drawn: JM	

VA FORM 08 - 6231

Autodesk Docs://222010 VA Fresno Chilled Water Infrastructure/570-20-308 VA CA Fresno Chilled Water Infrastructure_MECH-R23.rvt
5/3/2026 5:12:40 PM

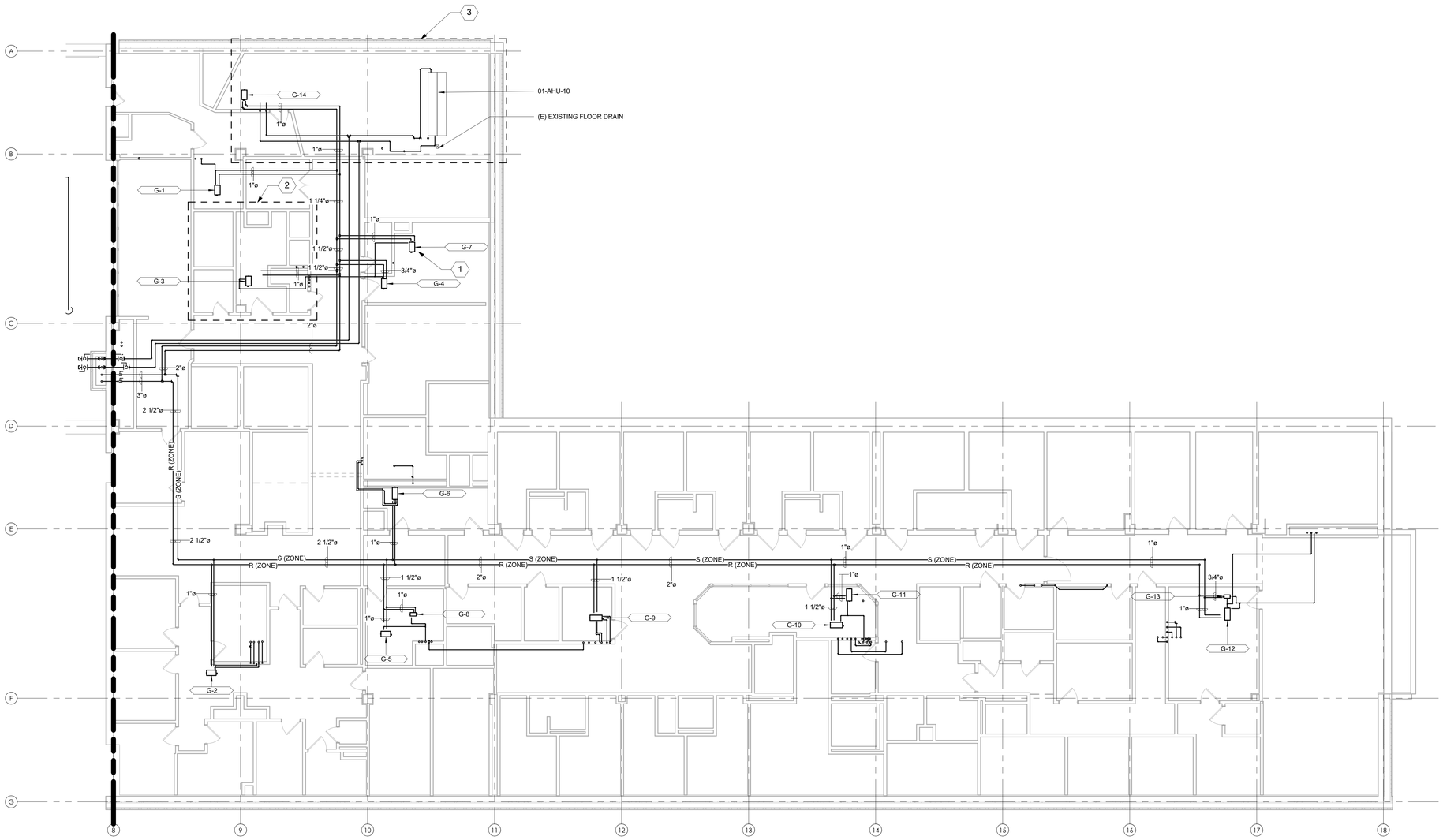

1 6TH FLOOR CHILLED WATER LATERAL NEW WORK PLAN - EAST
1/8" = 1'-0"

SHEET NOTES:

1. PIPE SIZES FOR OPC PIPING WILL BE DETERMINED AFTER THE TERMINAL UNITS IN THE AREA ARE VERIFIED.
2. DRAWINGS ARE DIAGRAMMATIC IN NATURE. IT IS THE RESPONSIBILITY OF CONTRACTOR TO VERIFY EXISTING PIPING AND EQUIPMENT LOCATIONS. REPORT ANY DISCREPANCIES BETWEEN PLANS AND SITE CONDITIONS TO A/E. CONTRACTOR SHALL COORDINATE INSTALLATION ROUTING WITH ALL OTHER TRADES AND EXISTING CONDITIONS.
3. NEW PIPE INSULATION SHALL COMPLY WITH SPECIFICATION SECTION 23 07 11. COORDINATE PIPE ROUTING AND CLEARANCES WITH ALL DISCIPLINES ACCORDINGLY.

KEY NOTES:

1. DUAL TEMPERATURE DUCT COIL DESIGNATED WITH THIS SYMBOL, TYPICAL.
2. AREA TO BE RENOVATED WITH PROJECT 570-20-700 FRESNO VAMC EHRM INFRASTRUCTURE UPGRADE PROJECT. CONTRACTOR TO CONFIRM WITH COR ANY NEW CHILLED WATER CONNECTIONS AND NECESSARY DEMOLITION OF EXISTING CHILLED WATER RISERS.
3. AREA TO BE RENOVATED WITH PROJECT 570-19-307 REPLACE MECH SYSTEMS BLDG 1. CONTRACTOR TO CONFIRM WITH COR ANY NEW CHILLED WATER CONNECTIONS AND NECESSARY DEMOLITION OF EXISTING CHILLED WATER RISERS.

KEY PLAN

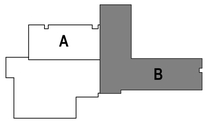

BID SET	05/04/2026
Revisions:	Date:

CONSULTANT

DESIGNER OF RECORD

A/E:
DAVENERGY SOLUTIONS
2207 GARNET AVE, SUITE I
SAN DIEGO, CA 92109
619-770-8552

STAMP: NOT FOR CONSTRUCTION

Office of Construction and Facilities Management

VA U.S. Department of Veterans Affairs

Drawing Title: FLOOR 6 CHILLED WATER LATERAL NEW WORK - EAST

Approved: Approver

Phase: BID SET

Project Title: REPLACE AND EXPAND CHILLED WATER INFRASTRUCTURE, BUILDING 1 AND OPC

Location: FRESNO VA HOSPITAL, 2615 E CLINTON AVE, FRESNO, CA 93703

Issue Date: 05/04/2026 | Checked: JMM | Drawn: JM

Project Number: 570-20-308

Building Number:

Drawing Number: MP108B-2

VA FORM 08 - 6231

Autodesk Docs://222010 VA Fresno Chilled Water Infrastructure/570-20-308 VA CA Fresno Chilled Water Infrastructure_MECH-R23.rvt 5/3/2026 5:12:43 PM

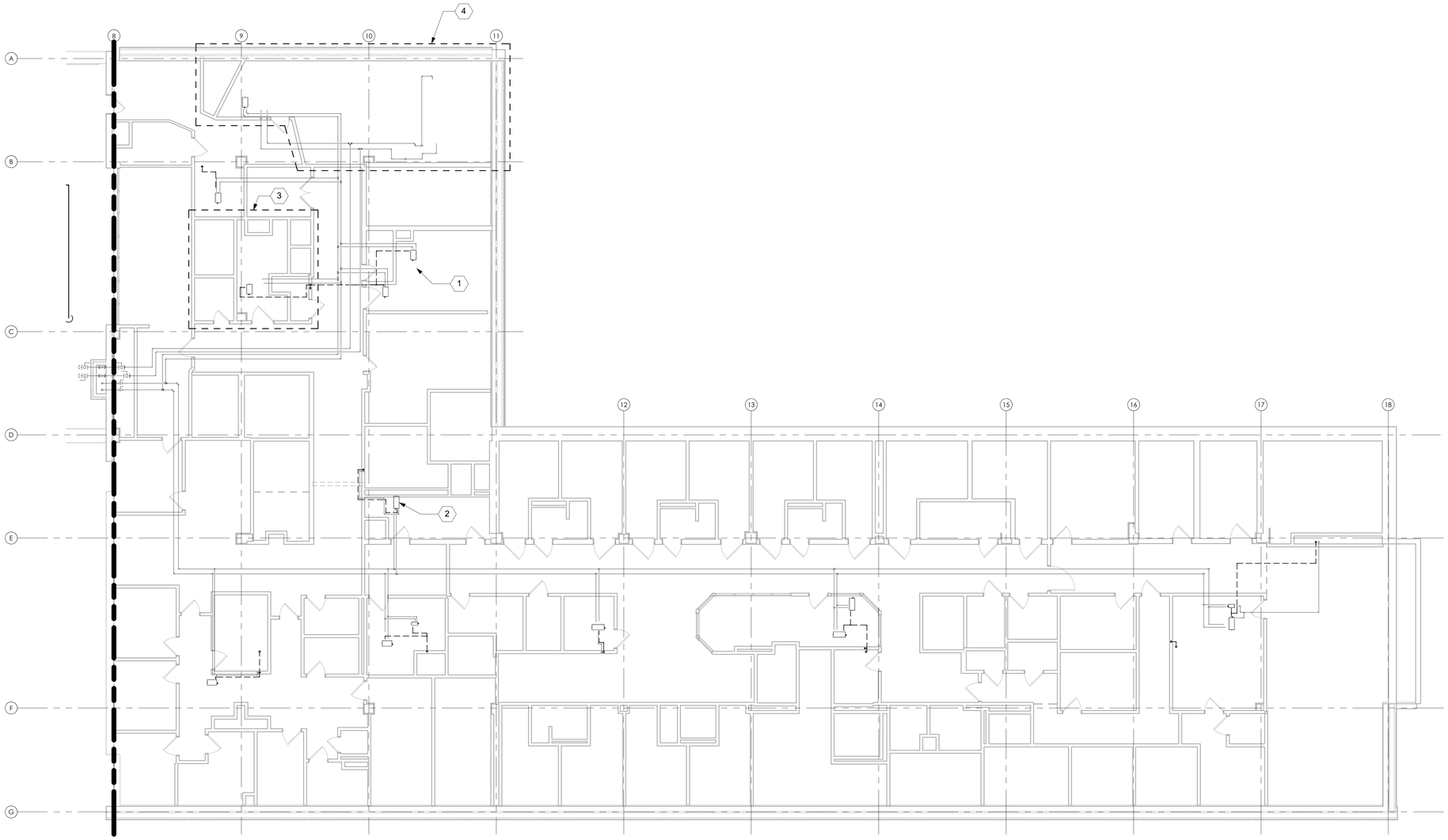

06 DEMO 6TH FLOOR CONDENSATE RISER DEMOLITION PLAN - EAST
1/8" = 1'-0"

SHEET NOTES:

1. DRAWINGS ARE DIAGRAMMATIC IN NATURE. IT IS THE RESPONSIBILITY OF THE CONTRACTOR(S) TO VERIFY EXISTING DUCTWORK, PIPING AND EQUIPMENT LOCATIONS. REPORT ANY DISCREPANCIES BETWEEN PLANS AND SITE CONDITIONS TO A/E. CONTRACTOR SHALL COORDINATE WITH ALL OTHER TRADES AND EXISTING CONDITIONS.
2. DUCTWORK AND PIPING SIZES SHOWN ARE BEST INTERPRETATION OF AVAILABLE DATA. CONTRACTOR TO VERIFY PIPE SIZES DURING COURSE OF WORK, AND REPORT ANY DISCREPANCIES BETWEEN PLANS AND SITE CONDITIONS.
3. PHASING PLAN IS REQUIRED TO BE SUBMITTED FOR REVIEW AND APPROVAL BY THE AE AND VA COR. NO DEMOLITION IS TO OCCUR UNTIL THE SUBMITTAL IS APPROVED BY THE VA COR.
4. ALL OUTAGES AND WORK PLANS REQUIRE MINIMUM 14 CALENDAR DAYS REVIEW AND APPROVAL BY THE VA COR AND FRESNO VAMC.
5. WORK IS TO BE COMPLETED TO MINIMIZE IMPACTS TO VETERAN CARE AND TO PREVENT SYSTEM OUTAGES.

KEY NOTES:

1. 2-PIPE DUAL TEMPERATURE FAN COIL UNIT DESIGNATED WITH THIS SYMBOL, TYPICAL.
2. DUAL TEMPERATURE DUCT COIL DESIGNATED WITH THIS SYMBOL, TYPICAL.
3. AREA TO BE RENOVATED WITH PROJECT 570-20-700 FRESNO VAMC EHRM INFRASTRUCTURE UPGRADE PROJECT. CONTRACTOR TO CONFIRM WITH COR ANY NEW CHILLED WATER CONNECTIONS AND NECESSARY DEMOLITION OF EXISTING CHILLED WATER RISERS.
4. AREA TO BE RENOVATED WITH PROJECT 570-19-307 REPLACE MECH SYSTEMS BLDG 1. CONTRACTOR TO CONFIRM WITH COR ANY NEW CHILLED WATER CONNECTIONS AND NECESSARY DEMOLITION OF EXISTING CHILLED WATER RISERS.

KEY PLAN

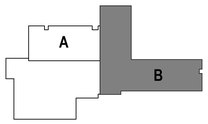

BID SET	05/04/2026
Revisions:	Date:

CONSULTANT

DESIGNER OF RECORD

A/E:
DAVENERGY SOLUTIONS
2207 GARNET AVE, SUITE I
SAN DIEGO, CA 92109
619-770-8552

STAMP: NOT FOR CONSTRUCTION

Office of Construction and Facilities Management

VA U.S. Department of Veterans Affairs

Drawing Title: FLOOR 6 CONDENSATE RISER DEMOLITION - EAST

Approved: Approver

Phase: BID SET

-

Project Title: REPLACE AND EXPAND CHILLED WATER INFRASTRUCTURE, BUILDING 1 AND OPC

Location: FRESNO VA HOSPITAL, 2615 E CLINTON AVE, FRESNO, CA 93703

Issue Date: 05/04/2026 | Checked: JMM | Drawn: JM

Project Number: 570-20-308

Building Number:

Drawing Number: MD108B-2

VA FORM 08 - 6231

Autodesk Docs://222010 VA Fresno Chilled Water Infrastructure/570-20-308 VA CA Fresno Chilled Water Infrastructure_MECH-R23.rvt

5/3/2026 5:12:45 PM

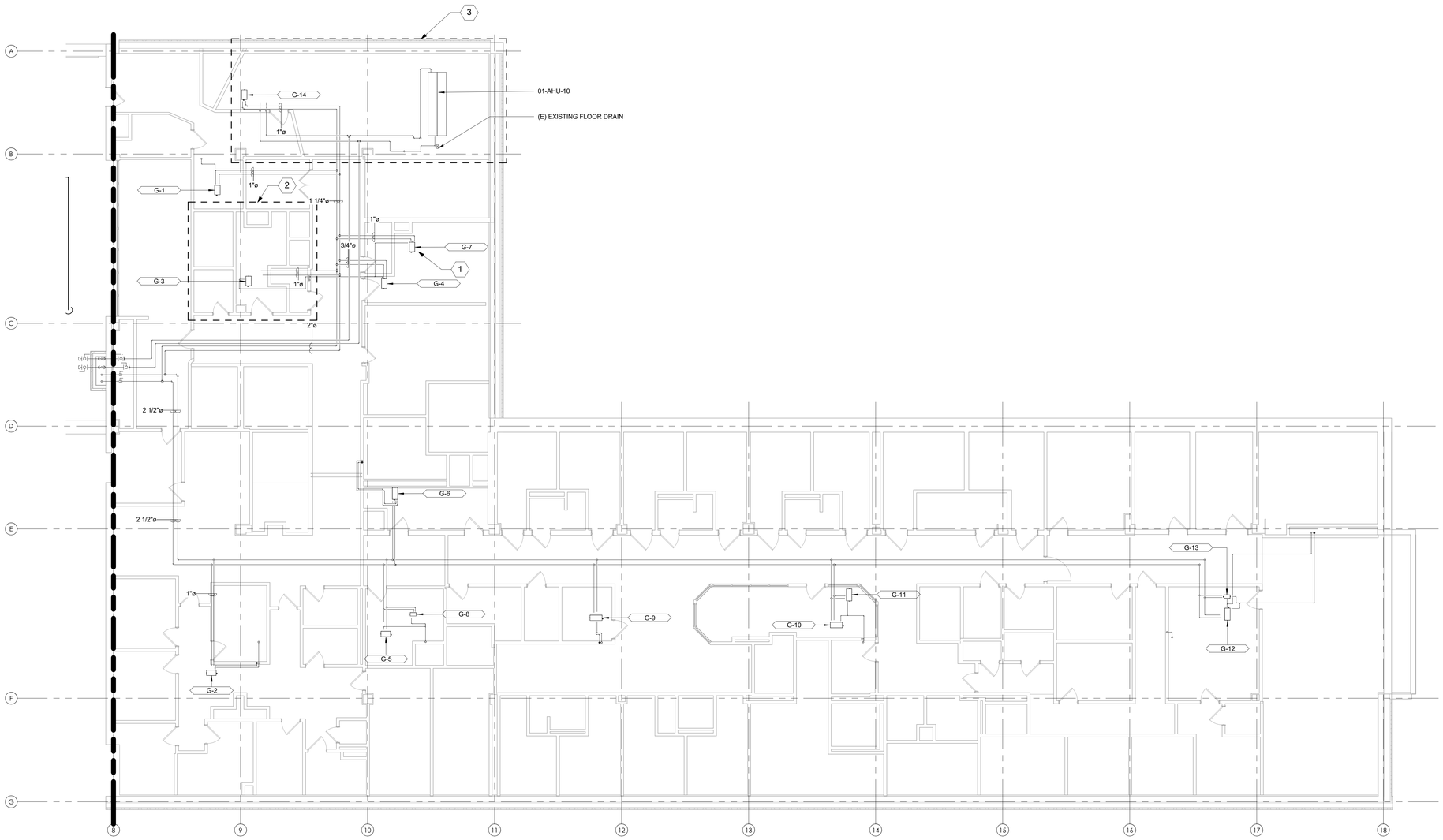

1 6TH FLOOR CONDENSATE RISER NEW WORK PLAN - EAST
1/8" = 1'-0"

SHEET NOTES:

1. PIPE SIZES FOR OPC PIPING WILL BE DETERMINED AFTER THE TERMINAL UNITS IN THE AREA ARE VERIFIED.
2. DRAWINGS ARE DIAGRAMMATIC IN NATURE. IT IS THE RESPONSIBILITY OF CONTRACTOR TO VERIFY EXISTING PIPING AND EQUIPMENT LOCATIONS. REPORT ANY DISCREPANCIES BETWEEN PLANS AND SITE CONDITIONS TO A/E. CONTRACTOR SHALL COORDINATE INSTALLATION ROUTING WITH ALL OTHER TRADES AND EXISTING CONDITIONS.
3. NEW PIPE INSULATION SHALL COMPLY WITH SPECIFICATION SECTION 23 07 11. COORDINATE PIPE ROUTING AND CLEARANCES WITH ALL DISCIPLINES ACCORDINGLY.

KEY NOTES:

1. EXISTING DUAL TEMPERATURE DUCT COIL DESIGNATED WITH THIS SYMBOL, TYPICAL.
2. AREA TO BE RENOVATED WITH PROJECT 570-20-700 FRESNO VAMC EHRM INFRASTRUCTURE UPGRADE PROJECT. CONTRACTOR TO CONFIRM WITH COR ANY NEW CHILLED WATER CONNECTIONS AND NECESSARY DEMOLITION OF EXISTING CHILLED WATER RISERS.
3. AREA TO BE RENOVATED WITH PROJECT 570-19-307 REPLACE MECH SYSTEMS BLDG 1. CONTRACTOR TO CONFIRM WITH COR ANY NEW CHILLED WATER CONNECTIONS AND NECESSARY DEMOLITION OF EXISTING CHILLED WATER RISERS.

KEY PLAN

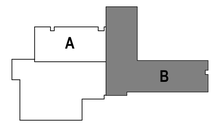

BID SET	05/04/2026
Revisions:	Date:

CONSULTANT

DESIGNER OF RECORD

A/E:
DAVENERGY SOLUTIONS
2207 GARNET AVE, SUITE I
SAN DIEGO, CA 92109
619-770-8552

STAMP

NOT FOR CONSTRUCTION

Office of Construction and Facilities Management

VA U.S. Department of Veterans Affairs

Drawing Title: FLOOR 6 CONDENSATE RISER NEW WORK - EAST	Phase: BID SET	Project Title: REPLACE AND EXPAND CHILLED WATER INFRASTRUCTURE, BUILDING 1 AND OPC	Project Number: 570-20-308
			Building Number:
Approved: Approver	-	Location: FRESNO VA HOSPITAL, 2615 E CLINTON AVE, FRESNO, CA 93703	Drawing Number: MP108B-3
		Issue Date: 05/04/2026 · Checked: JMM · Drawn: JM	

VA FORM 08 - 6231

Autodesk Docs://222010 VA Fresno Chilled Water Infrastructure/570-20-308 VA CA Fresno Chilled Water Infrastructure_MECH-R23.rvt
5/3/2026 5:12:47 PM

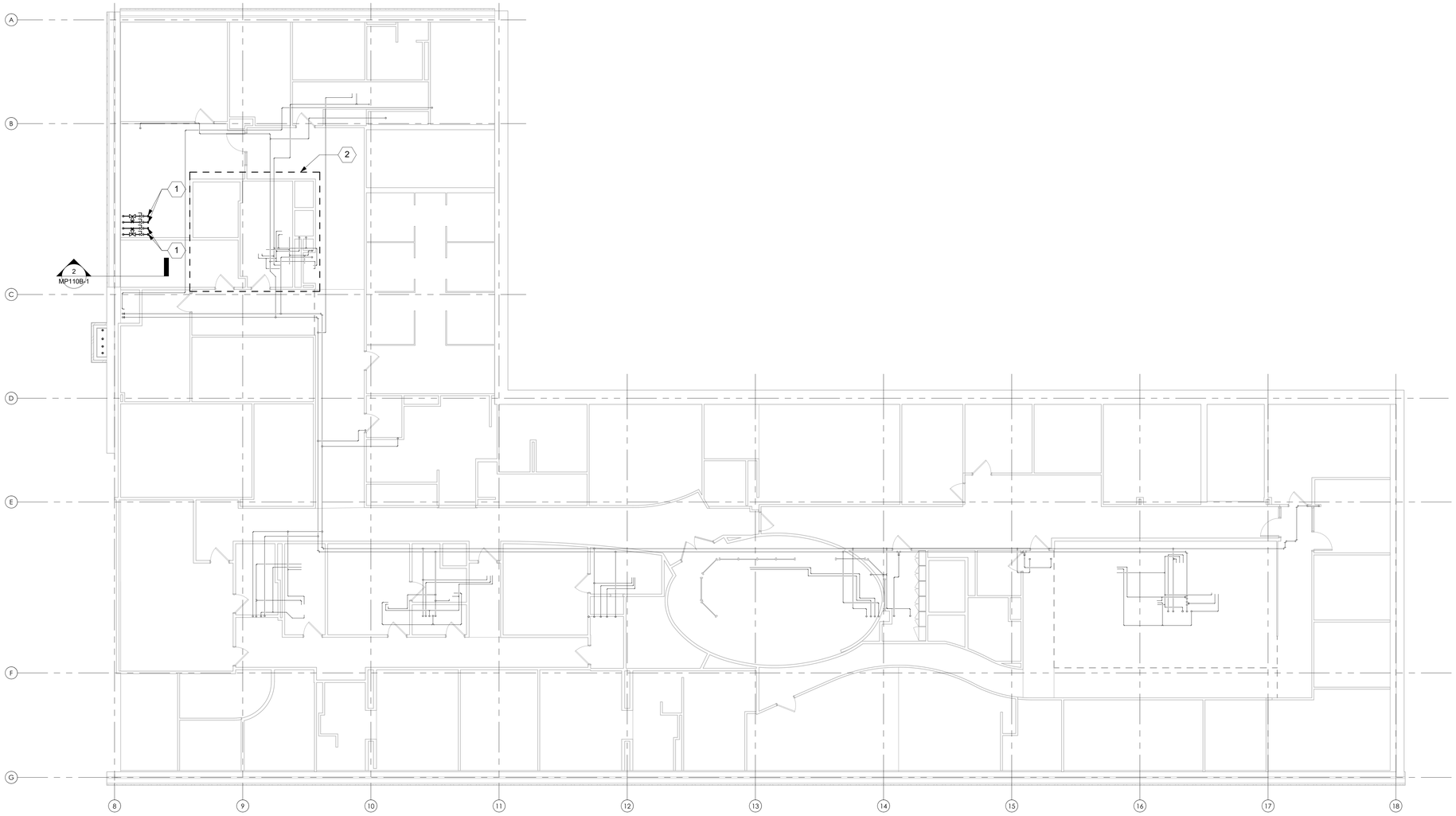

7TH FLOOR CHILLED WATER RISER
NEW WORK PLAN - EAST
1/8" = 1'-0"

SHEET NOTES:

1. PIPE SIZES FOR OPC PIPING WILL BE DETERMINED AFTER THE TERMINAL UNITS IN THE AREA ARE VERIFIED.
2. DRAWINGS ARE DIAGRAMMATIC IN NATURE. IT IS THE RESPONSIBILITY OF CONTRACTOR TO VERIFY EXISTING PIPING AND EQUIPMENT LOCATIONS. REPORT ANY DISCREPANCIES BETWEEN PLANS AND SITE CONDITIONS TO A/E. CONTRACTOR SHALL COORDINATE INSTALLATION ROUTING WITH ALL OTHER TRADES AND EXISTING CONDITIONS.
3. NEW PIPE INSULATION SHALL COMPLY WITH SPECIFICATION SECTION 23 07 11. COORDINATE PIPE ROUTING AND CLEARANCES WITH ALL DISCIPLINES ACCORDINGLY.

KEY NOTES:

1. PROVIDE ISOLATION VALVE AND CAP PIPE ABOVE CEILING FOR FUTURE CONNECTION AS PART OF FUTURE PROJECTS.
2. AREA TO BE RENOVATED WITH PROJECT 570-20-700 FRESNO VAMC EHRM INFRASTRUCTURE UPGRADE PROJECT. CONTRACTOR TO CONFIRM WITH COR ANY NEW CHILLED WATER CONNECTIONS AND NECESSARY DEMOLITION OF EXISTING CHILLED WATER RISERS.

KEY PLAN

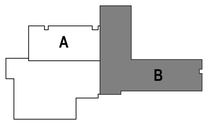

BID SET	05/04/2026
Revisions:	Date:

CONSULTANT

DAVENERGY SOLUTIONS
2207 GARNET AVE, SUITE I
SAN DIEGO, CA 92109
619-770-8552

DESIGNER OF RECORD

A/E:
DAVENERGY SOLUTIONS
2207 GARNET AVE, SUITE I
SAN DIEGO, CA 92109
619-770-8552

STAMP

05/04/2026

Office of Construction and Facilities Management

VA U.S. Department of Veterans Affairs

Drawing Title: FLOOR 7 CHILLED WATER RISER NEW WORK - EAST

Approved: Approver

Phase: BID SET

-

Project Title: REPLACE AND EXPAND CHILLED WATER INFRASTRUCTURE, BUILDING 1 AND OPC

Location: FRESNO VA HOSPITAL, 2615 E CLINTON AVE, FRESNO, CA 93703

Issue Date: 05/04/2026 | Checked: JMM | Drawn: JM

Project Number: 570-20-308

Building Number:

Drawing Number: MP109B-1

VA FORM 08 - 6231

Autodesk Docs://222010 VA Fresno Chilled Water Infrastructure/570-20-308 VA CA Fresno Chilled Water Infrastructure_MECH-R23.rvt 5/3/2026 5:12:49 PM

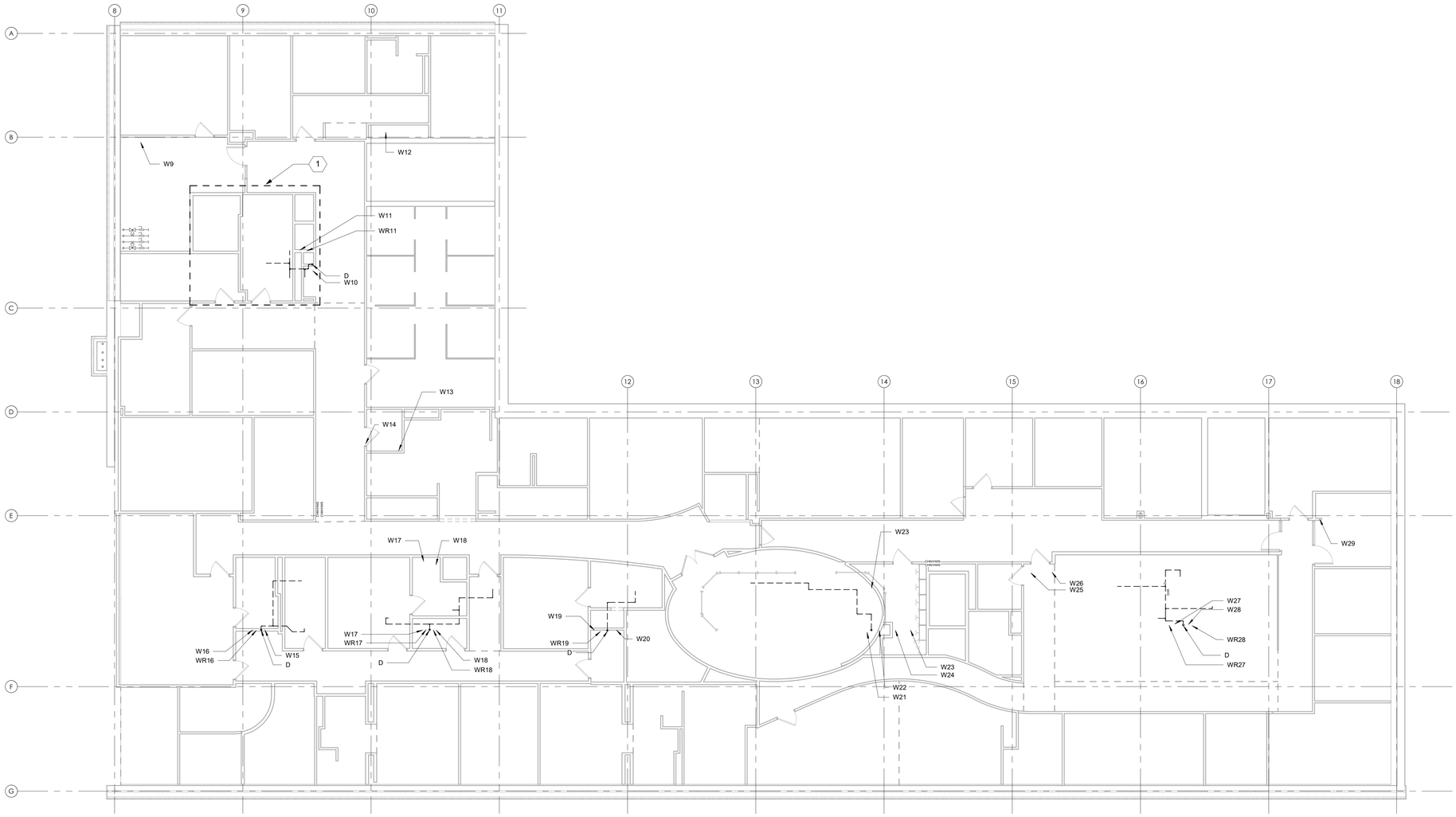

07 DEMO 7TH FLOOR CONDENSATE RISER DEMOLITION PLAN -EAST
1/8" = 1'-0"

SHEET NOTES:

1. DRAWINGS ARE DIAGRAMMATIC IN NATURE. IT IS THE RESPONSIBILITY OF THE CONTRACTOR(S) TO VERIFY EXISTING DUCTWORK, PIPING AND EQUIPMENT LOCATIONS. REPORT ANY DISCREPANCIES BETWEEN PLANS AND SITE CONDITIONS TO A/E. CONTRACTOR SHALL COORDINATE WITH ALL OTHER TRADES AND EXISTING CONDITIONS.
2. DUCTWORK AND PIPING SIZES SHOWN ARE BEST INTERPRETATION OF AVAILABLE DATA. CONTRACTOR TO VERIFY PIPE SIZES DURING COURSE OF WORK, AND REPORT ANY DISCREPANCIES BETWEEN PLANS AND SITE CONDITIONS.
3. PHASING PLAN IS REQUIRED TO BE SUBMITTED FOR REVIEW AND APPROVAL BY THE AE AND VA COR. NO DEMOLITION IS TO OCCUR UNTIL THE SUBMITTAL IS APPROVED BY THE VA COR.
4. ALL OUTAGES AND WORK PLANS REQUIRE MINIMUM 14 CALENDAR DAYS REVIEW AND APPROVAL BY THE VA COR AND FRESNO VAMC.
5. WORK IS TO BE COMPLETED TO MINIMIZE IMPACTS TO VETERAN CARE AND TO PREVENT SYSTEM OUTAGES.

KEY NOTES:

1. AREA TO BE RENOVATED WITH PROJECT 570-20-700 FRESNO VAMC EHRM INFRASTRUCTURE UPGRADE PROJECT. CONTRACTOR TO CONFIRM WITH COR ANY NEW CHILLED WATER CONNECTIONS AND NECESSARY DEMOLITION OF EXISTING CHILLED WATER RISERS.

KEY PLAN

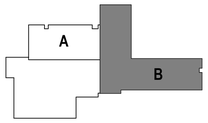

BID SET	05/04/2026
Revisions:	Date:

CONSULTANT

DAVENERGY SOLUTIONS
2207 GARNET AVE, SUITE I
SAN DIEGO, CA 92109
619-770-8552

DESIGNER OF RECORD

A/E:
DAVENERGY SOLUTIONS
2207 GARNET AVE, SUITE I
SAN DIEGO, CA 92109
619-770-8552

STAMP

05/04/2026

Office of Construction and Facilities Management

VA U.S. Department of Veterans Affairs

Drawing Title: FLOOR 7 CONDENSATE RISER DEMOLITION - EAST

Approved: Approver

Phase: BID SET

-

Project Title: REPLACE AND EXPAND CHILLED WATER INFRASTRUCTURE, BUILDING 1 AND OPC

Location: FRESNO VA HOSPITAL, 2615 E CLINTON AVE, FRESNO, CA 93703

Issue Date: 05/04/2026 | Checked: JMM | Drawn: JM

Project Number: 570-20-308

Building Number:

Drawing Number: MD109B-2

VA FORM 08 - 6231

Autodesk Docs://222010 VA Fresno Chilled Water Infrastructure/570-20-308 VA CA Fresno Chilled Water Infrastructure_MECH-R23.rvt

5/3/2026 5:12:52 PM

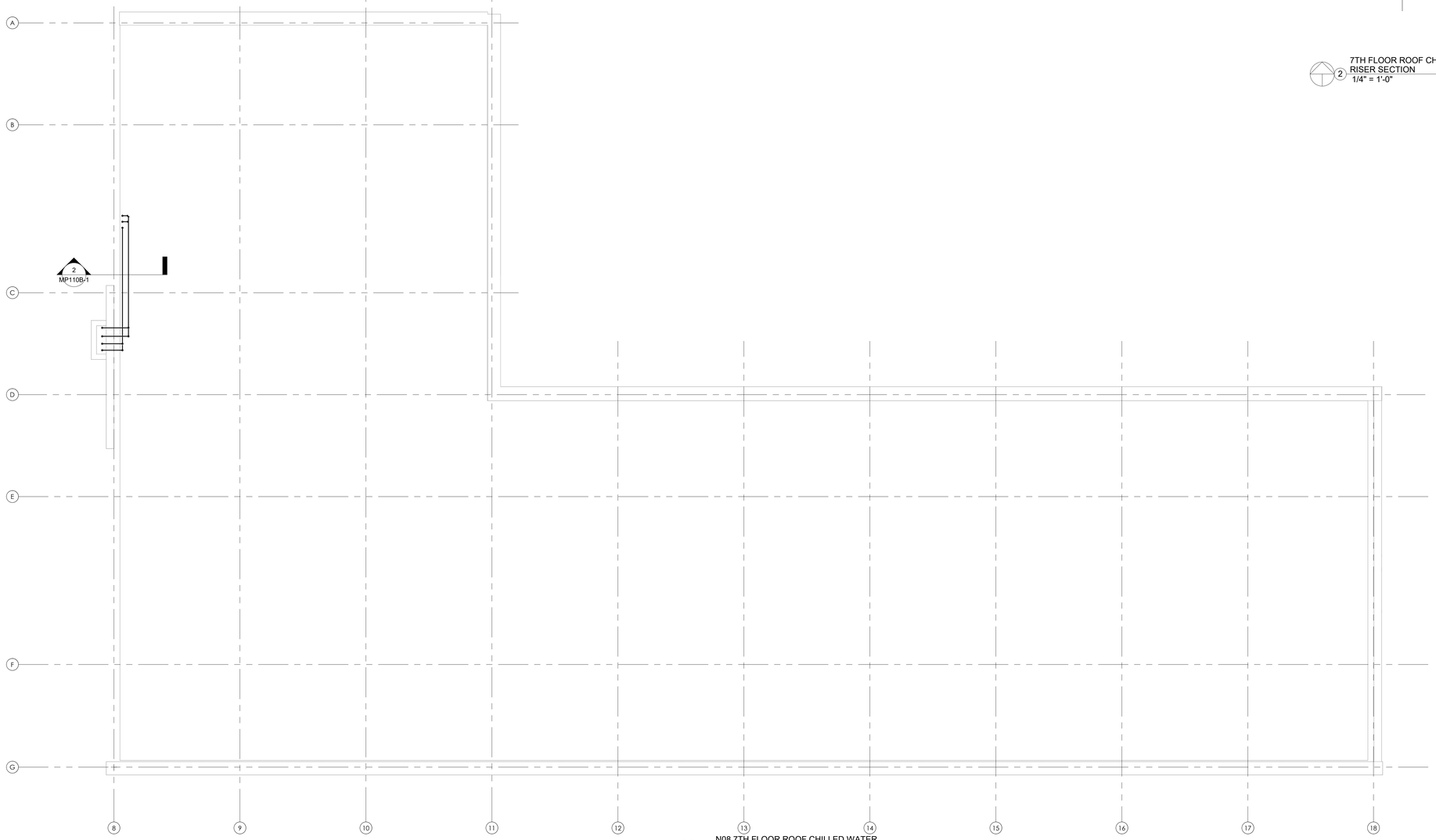

N08 7TH FLOOR ROOF CHILLED WATER RISER NEW WORK PLAN
1/8" = 1'-0"

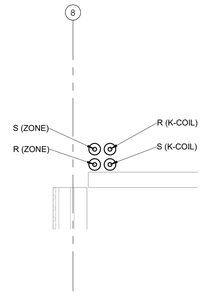

7TH FLOOR ROOF CHILLED WATER RISER SECTION
1/4" = 1'-0"

SHEET NOTES:

1. PIPE SIZES FOR OPC PIPING WILL BE DETERMINED AFTER THE TERMINAL UNITS IN THE AREA ARE VERIFIED.
2. DRAWINGS ARE DIAGRAMMATIC IN NATURE. IT IS THE RESPONSIBILITY OF CONTRACTOR TO VERIFY EXISTING PIPING AND EQUIPMENT LOCATIONS. REPORT ANY DISCREPANCIES BETWEEN PLANS AND SITE CONDITIONS TO A/E. CONTRACTOR SHALL COORDINATE INSTALLATION ROUTING WITH ALL OTHER TRADES AND EXISTING CONDITIONS.
3. NEW PIPE INSULATION SHALL COMPLY WITH SPECIFICATION SECTION 23 07 11. COORDINATE PIPE ROUTING AND CLEARANCES WITH ALL DISCIPLINES ACCORDINGLY.

KEY NOTES:

KEY PLAN

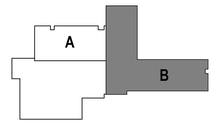

BID SET	05/04/2026
Revisions:	Date:

CONSULTANT

DAVENERGY SOLUTIONS
2207 GARNET AVE, SUITE I
SAN DIEGO, CA 92109
619-770-8552

DESIGNER OF RECORD

A/E:
DAVENERGY SOLUTIONS
2207 GARNET AVE, SUITE I
SAN DIEGO, CA 92109
619-770-8552

STAMP

PROFESSIONAL ENGINEER
JUSTIN M. MILLER
M 41762
MECHANICAL
STATE OF CALIFORNIA
05/04/2026

Office of Construction and Facilities Management

VA U.S. Department of Veterans Affairs

Drawing Title	Phase	Project Title	Project Number
ROOF CHILLED WATER RISER NEW WORK	BID SET	REPLACE AND EXPAND CHILLED WATER INFRASTRUCTURE, BUILDING 1 AND OPC	570-20-308
Approved: Approver	-	Location: FRESNO VA HOSPITAL, 2615 E CLINTON AVE, FRESNO, CA 93703	Building Number
		Issue Date: 05/04/2026; Checked: JMM; Drawn: JM	Drawing Number: MP110B-1

VA FORM 08 - 6231

Autodesk Docs://222010 VA Fresno Chilled Water Infrastructure/570-20-308 VA CA Fresno Chilled Water Infrastructure_MECH-R23.rvt
5/3/2026 5:12:54 PM

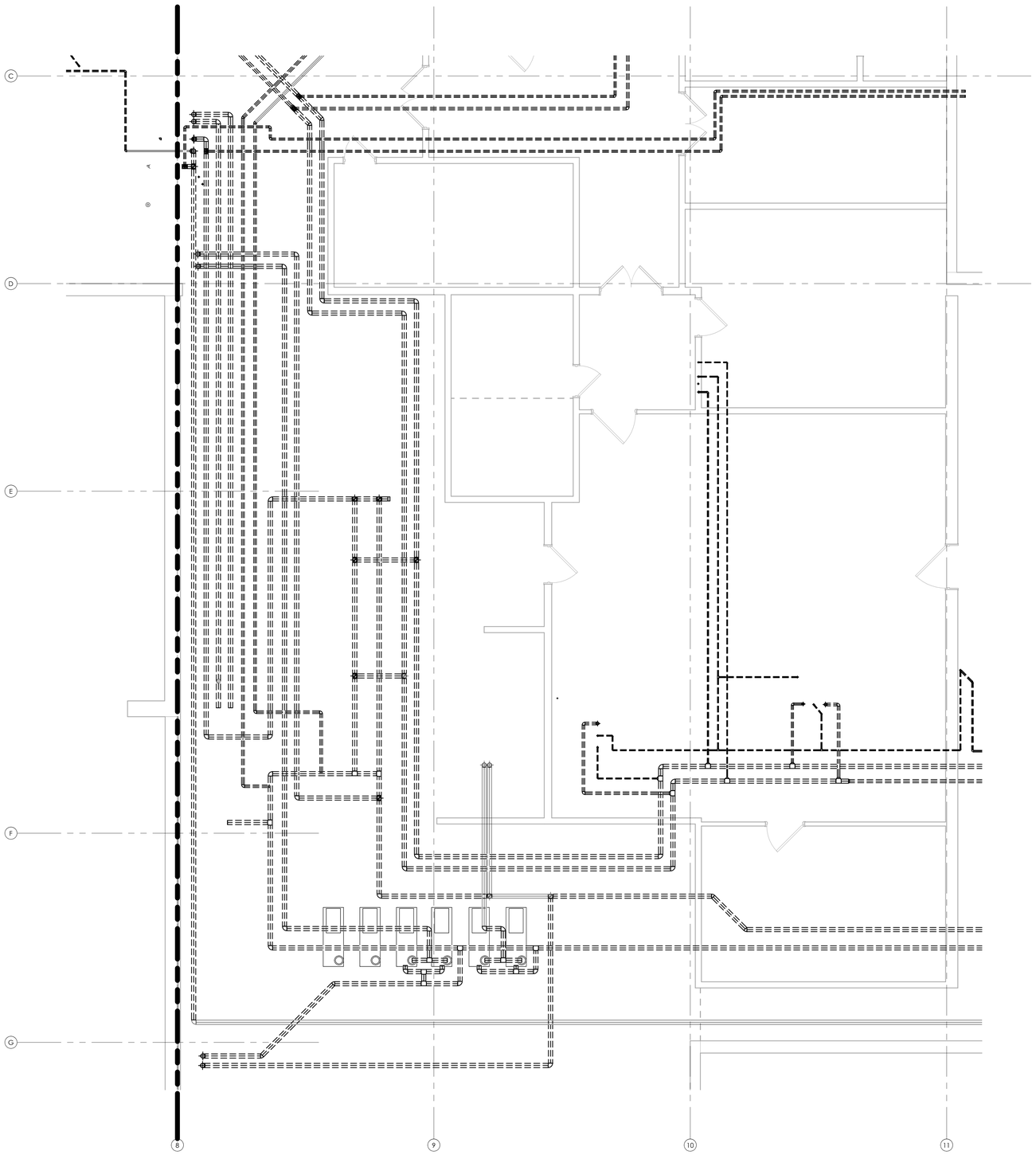

1 DEMO SUBBASEMENT MECHANICAL ROOM
1/4" = 1'-0"

SHEET NOTES:

1. DRAWINGS ARE DIAGRAMMATIC IN NATURE. IT IS THE RESPONSIBILITY OF THE CONTRACTOR(S) TO VERIFY EXISTING DUCTWORK, PIPING AND EQUIPMENT LOCATIONS. REPORT ANY DISCREPANCIES BETWEEN PLANS AND SITE CONDITIONS TO A/E. CONTRACTOR SHALL COORDINATE WITH ALL OTHER TRADES AND EXISTING CONDITIONS.
2. DUCTWORK AND PIPING SIZES SHOWN ARE BEST INTERPRETATION OF AVAILABLE DATA. CONTRACTOR TO VERIFY PIPE SIZES DURING COURSE OF WORK, AND REPORT ANY DISCREPANCIES BETWEEN PLANS AND SITE CONDITIONS.
3. PHASING PLAN IS REQUIRED TO BE SUBMITTED FOR REVIEW AND APPROVAL BY THE AE AND VA COR. NO DEMOLITION IS TO OCCUR UNTIL THE SUBMITTAL IS APPROVED BY THE VA COR.
4. ALL OUTAGES AND WORK PLANS REQUIRE MINIMUM 14 CALENDAR DAYS REVIEW AND APPROVAL BY THE VA COR AND FRESNO VAMC.
5. WORK IS TO BE COMPLETED TO MINIMIZE IMPACTS TO VETERAN CARE AND TO PREVENT SYSTEM OUTAGES.

KEY NOTES:

KEY PLAN

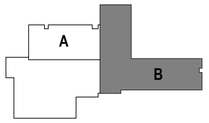

BID SET	05/04/2026
Revisions:	Date:

CONSULTANT

DAVENERGY SOLUTIONS
2207 GARNET AVE, SUITE I
SAN DIEGO, CA 92109
619-770-8552

DESIGNER OF RECORD

A/E:
DAVENERGY SOLUTIONS
2207 GARNET AVE, SUITE I
SAN DIEGO, CA 92109
619-770-8552

STAMP

PROFESSIONAL ENGINEER
JUSTIN M. MILLER
M 41762
MECHANICAL
STATE OF CALIFORNIA
05/04/2026

Office of Construction and Facilities Management

VA U.S. Department of Veterans Affairs

Drawing Title	Phase	Project Title	Project Number
SUBBASEMENT DEMOLITION ENLARGED VIEW	BID SET	REPLACE AND EXPAND CHILLED WATER INFRASTRUCTURE, BUILDING 1 AND OPC	570-20-308
Approved: PROJECT DIRECTOR	-	Location: FRESNO VA HOSPITAL, 2615 E CLINTON AVE, FRESNO, CA 93703	Building Number: N/A
		Issue Date: 05/04/2026 · Checked: JMM · Drawn: JM	Drawing Number: MD401

VA FORM 08 - 6231

Autodesk Docs://222010 VA Fresno Chilled Water Infrastructure/570-20-308 VA CA Fresno Chilled Water Infrastructure_MECH-R23.rvt 5/3/2026 5:12:57 PM

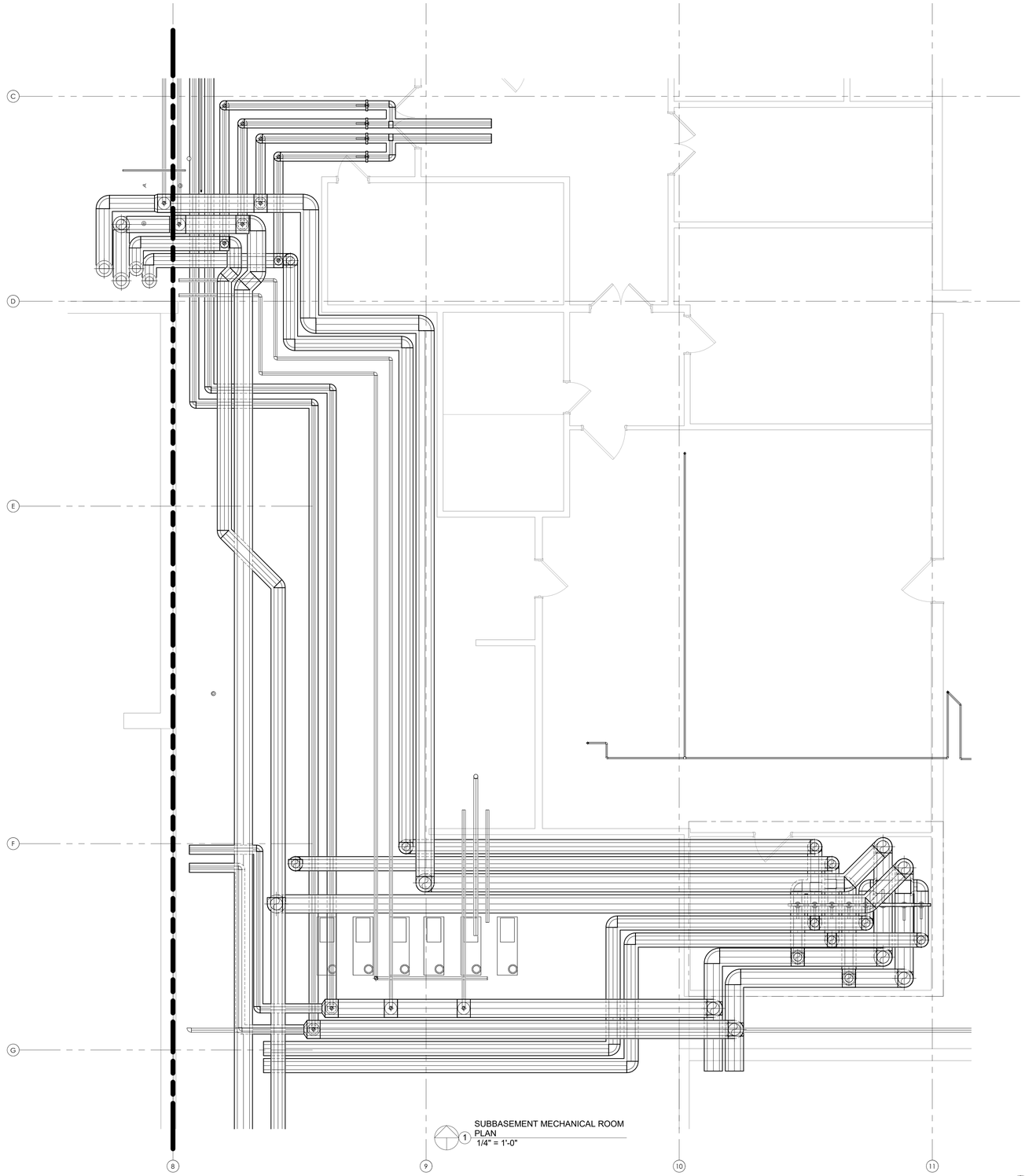

1 SUBBASEMENT MECHANICAL ROOM PLAN
1/4" = 1'-0"

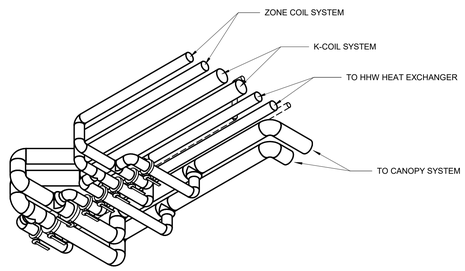

2 Seasonal Change-Over Valves

SHEET NOTES:

1. PIPE SIZES FOR OPC PIPING WILL BE DETERMINED AFTER THE TERMINAL UNITS IN THE AREA ARE VERIFIED.
2. DRAWINGS ARE DIAGRAMMATIC IN NATURE. IT IS THE RESPONSIBILITY OF CONTRACTOR TO VERIFY EXISTING PIPING AND EQUIPMENT LOCATIONS. REPORT ANY DISCREPANCIES BETWEEN PLANS AND SITE CONDITIONS TO A/E. CONTRACTOR SHALL COORDINATE INSTALLATION ROUTING WITH ALL OTHER TRADES AND EXISTING CONDITIONS.
3. NEW PIPE INSULATION SHALL COMPLY WITH SPECIFICATION SECTION 23 07 11. COORDINATE PIPE ROUTING AND CLEARANCES WITH ALL DISCIPLINES ACCORDINGLY.

KEY NOTES:

KEY PLAN

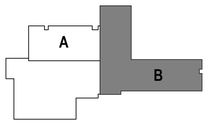

BID SET	05/04/2026
Revisions:	Date:

CONSULTANT

DAVENERGY SOLUTIONS
2207 GARNET AVE, SUITE I
SAN DIEGO, CA 92109
619-770-8552

DESIGNER OF RECORD

A/E:
DAVENERGY SOLUTIONS
2207 GARNET AVE, SUITE I
SAN DIEGO, CA 92109
619-770-8552

STAMP

05/04/2026

Office of Construction and Facilities Management

VA U.S. Department of Veterans Affairs

Drawing Title: SUBBASEMENT NEW WORK ENLARGED VIEW

Approved: PROJECT DIRECTOR

Phase: BID SET

-

Project Title: REPLACE AND EXPAND CHILLED WATER INFRASTRUCTURE, BUILDING 1 AND OPC

Location: FRESNO VA HOSPITAL, 2615 E CLINTON AVE, FRESNO, CA 93703

Issue Date: 05/04/2026 | Checked: JMM | Drawn: JM

Project Number: 570-20-308

Building Number: N/A

Drawing Number: MP401

Autodesk Docs://220010 VA Fresno Chilled Water Infrastructure/570-20-308 VA CA Fresno Chilled Water Infrastructure_MECH-R23.rvt

5/3/2026 5:13:02 PM

VA FORM 08 - 6231

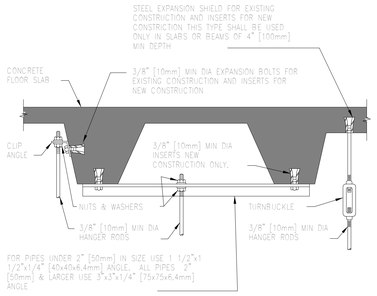

1 SECURING HANGER RODS IN CONCRETE

NTS

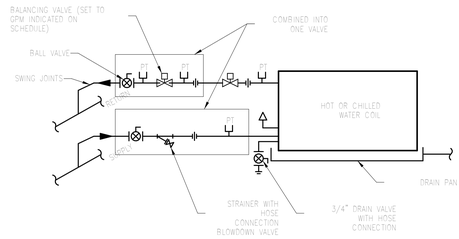

2 TYPICAL FAN COIL UNIT PIPING CONNECTIONS

NTS

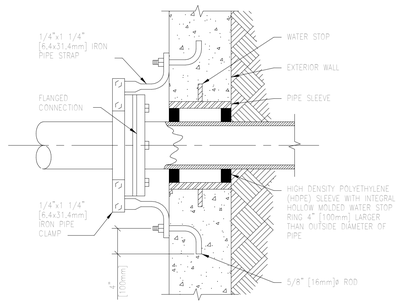

3 SUPPORT ANCHOR (CONDENSER WATER OR CHILLED WATER)

NTS

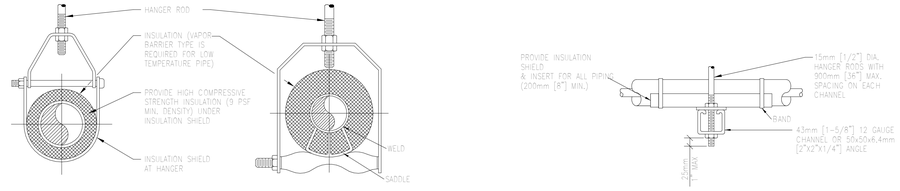

ADJUSTABLE CLEVIS HANGER TYPE 1 - SEE SPECIFICATIONS

ADJUSTABLE CLEVIS HANGER TYPE 43 - SEE SPECIFICATIONS

SIDE VIEW TRAPEZE HANGER FOR UP TO 45KG (1000 LB.) UNIFORM LOAD

MAXIMUM PIPE/TUBING SUPPORT SPACING																			
NOM. SIZE mm [IN]		THRU 20 [THRU ¾]	25 [1]	32 [1¼]	40 [1½]	50 [2]	65 [2½]	75 [3]	100 [4]	125 [5]	150 [6]	200 [8]	250 [10]	300 [12]	350 [14]	400 [16]	450 [18]	500 [20]	600 [24]
PIPE	mm [FT]	2100 [7]	2100 [7]	2100 [7]	2100 [9]	3000 [10]	3400 [11]	3700 [12]	4100 [14]	4900 [16]	5200 [17]	5800 [19]	6700 [22]	7000 [23]	7600 [25]	8200 [27]	8500 [28]	9100 [30]	9600 [32]
TUBING	mm [FT]	1500 [5]	1800 [6]	2100 [7]	2400 [8]	2400 [8]	2700 [9]	3000 [10]	3700 [12]	4000 [13]	4100 [14]	4900 [16]	–	–	–	–	–	–	–
NOTE: FOR TRAPEZE HANGER TAKE SPACING OF SMALLEST SIZE ON TRAPEZE.																			

4 PIPE HANGERS

NTS

PIPE ANCHOR SCHEDULE										BOLT PATTERN
D		P		G		N		S		
mm	in	mm	in	mm	in	mm	in	mm	in	
102	4	16	⅝	19	¾	102	4	19	¾	
76	3	13	½	13	½	102	4	16	⅝	
64	2½	10	⅜	10	⅜	102	4	16	⅝	
51	2	10	⅜	10	⅜	102	4	16	⅝	
38	1½	10	⅜	6	¼	102	4	13	½"	

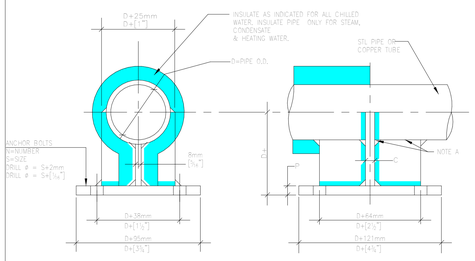

NOTE:
WHERE USED FOR COPPER TUBE OR PIPE, BRAZE TO FABRICATED STEEL ANCHOR

5 SMALL PIPE ANCHOR 38-102mm [1 ½"-4"]

NTS

PIPE ANCHOR SCHEDULE														BOLT PATTERN
D		P		T		F		E		N		S		
mm	in	mm	in	mm	in	mm	in	mm	in	mm	in	mm	in	
152	6	216	8½	19	¾	10	⅜	6	¼	102	4	22	⅞	
203	8	254	10	19	¾	13	½	6	¼	102	4	22	⅞	
254	10	305	12	19	¾	13	½	6	¼	102	4	22	⅞	
305	12	356	14	19	¾	13	½	6	¼	102	4	22	⅞	
356	14	406	16	19	¾	13	½	13	½	102	4	22	⅞	
406	16	457	18	19	¾	13	½	13	½	102	4	22	⅞	
457	18	508	20	25	1	13	⅜	13	½	152	6	25	1	

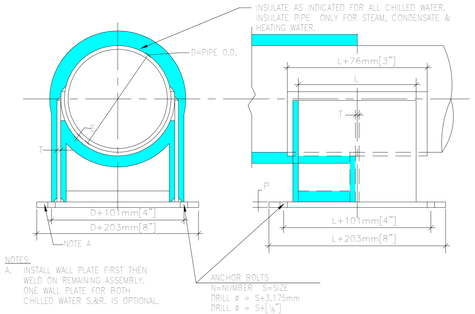

NOTES:
A. INSTALL WALL PLATE FIRST THEN WELD ON REMAINING ASSEMBLY. ONE WALL PLATE FOR BOTH CHILLED WATER S.&R. IS OPTIONAL.

6 LARGE PIPE ANCHOR 152-457mm [6" -18"]

NTS

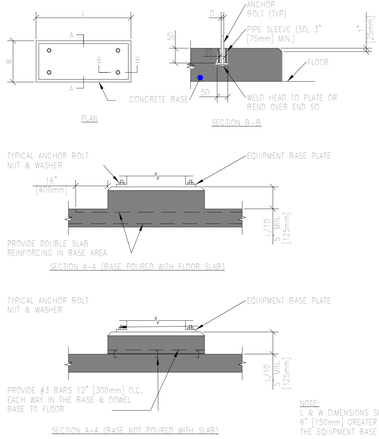

NOTE:
L & W DIMENSIONS SHALL BE 6" [150mm] GREATER THAN THE EQUIPMENT BASE PLATE.

7 CONCRETE EQUIPMENT BASES

NTS

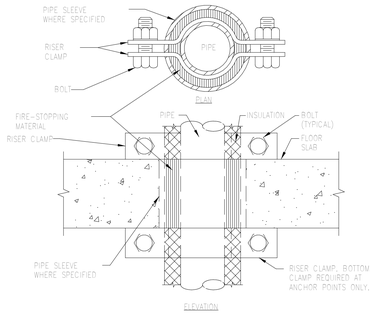

NOTES:
1. PROVIDE ANCHORS ONLY WHERE SHOWN ON DRAWINGS.
2. EXTEND SLEEVE ABOVE FLOOR WHERE SPECIFIED.

8 SUPPORT/ANCHOR FOR PIPE RISERS

NTS

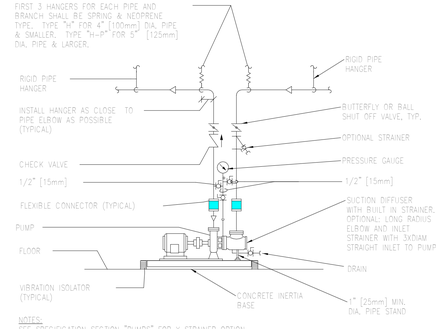

NOTES:
SEE SPECIFICATION SECTION "PUMPS" FOR Y STRAINER OPTION

9 SINGLE SUCTION FLOOR-MOUNTED PUMPS - CONNECTIONS WITH FLEXIBLE CONNECTORS

NTS

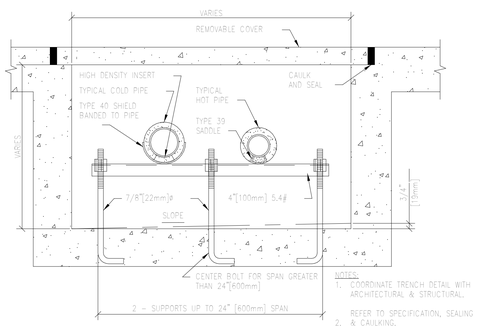

NOTES:
1. COORDINATE TRENCH DETAIL WITH ARCHITECTURAL & STRUCTURAL.
2. REFER TO SPECIFICATION, SEALING & CAULKING.

10 PIPE TRENCH IN BUILDING

NTS

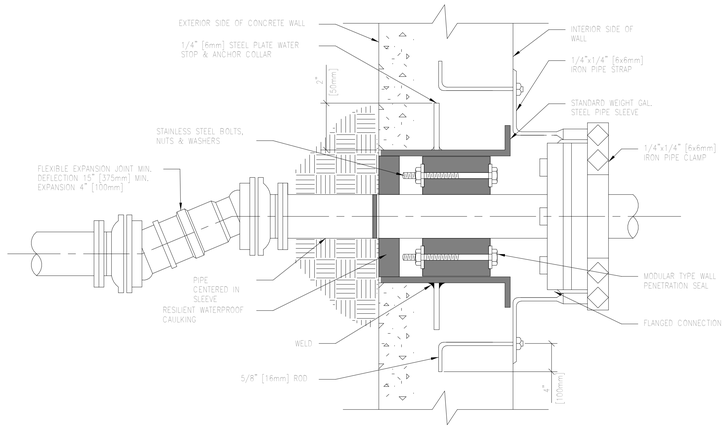

11 PIPE PENETRATION THROUGH WALLS BELOW GRADE

NTS

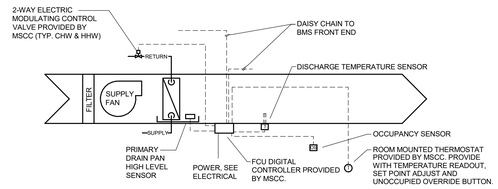

FRESNO VAMC FRESNO, CA	POINT LEGEND			SYSTEM OUTPUTS					SYSTEM INPUTS												SYSTEM SOFTWARE/CONTROL																		
				BINARY			ANALOG		BINARY					ANALOG							ALARM PROCESSING						APPLICATION/FUNCTION												
SYSTEM: FCU-X SYSTEM COMPONENT:	POINT ID	ABBRV	PRIORITY /SDD	ELECTRIC DEVICE	START/STOP	OPENCLOSE	SPEED COMMAND	VALVE POSITION	DAMPER POSITION	STATUS	ALARM	PRESSURE	HIGH STATIC PRESSURE	LOW TEMPERATURE	TEMPERATURE (T)	PRESSURE	POSITION	FLOW	PERCENT	STATIC PRESSURE	CARBON DIOXIDE	HUMIDITY	VACUUM	LOCAL ALARM PANEL	AREA ALARM PANEL	MASTER ALARM PANEL	HIGH LIMIT	LOW LIMIT	SCHEDULE START/STOP	FUNCTION	DUTY CYCLE	TEMP. ECONOMIZER	ENTHALPY ECONOMIZER	TEMPERATURE RESET	DEMAND LIMITING	TEMPERATURE OVERRIDE	STATIC PRESSURE RESET	PRESSURE/VOL. CONTROL	FAILURE MODE	SPACE TEMP. CONTROL	FULL COMMUNICATION	TRENDING	REMARKS
SPACE AIR TEMP	AI-1	-									•					•						•																				•	
SUPPLY FAN STATUS	BI-1	-								•																																•	•	FULL COMMUNICATION
SUPPLY FAN ALARM	BI-2	-									•																															•		
COIL VALVE	AO-1	-						•																																		•		
SUPPLY FAN START/STOP	BO-1	-			•																								•													•		
DRAIN PAN HIGH LEVEL SENSOR											•														•																		

12 FAN COIL CONTROLS SEQUENCE

NTS

BID SET	05/04/2026
Revisions:	Date:

CONSULTANT

DAVENERGY SOLUTIONS
2207 GARNET AVE, SUITE I
SAN DIEGO, CA 92109
619-770-8552

DESIGNER OF RECORD

A/E:
DAVENERGY SOLUTIONS
2207 GARNET AVE, SUITE I
SAN DIEGO, CA 92109
619-770-8552

STAMP

05/04/2026

Office of Construction and Facilities Management

VA U.S. Department of Veterans Affairs

Drawing Title: MECHANICAL DETAILS

Phase: BID SET

Project Title: REPLACE AND EXPAND CHILLED WATER INFRASTRUCTURE, BUILDING 1 AND OPC

Project Number: 570-20-308

Building Number: N/A

Approved: PROJECT DIRECTOR

-

Location: FRESNO VA HOSPITAL, 2615 E CLINTON AVE, FRESNO, CA 93703

Issue Date: 05/04/2026

Checked: JMM

Drawn: JM

Drawing Number: M-501

VA FORM 08 - 6231

Autodesk Docs://220010 VA Fresno Chilled Water Infrastructure/570-20-308 VA CA Fresno Chilled Water Infrastructure_MECH-R23.rvt 5/3/2026 5:13:03 PM

PUMP SCHEDULE

MARK	LOCATION	AREA AND/OR BLDG SERVED	SYSTEM AND/OR SERVICE	TYPE	CIRCULATING FLUID												MIN % EFF	ELECTRICAL MOTOR						REMARKS
					FLUID	FLOW		HEAD		NPSH AVAILABLE		CHW TEMPERATURE		HHW TEMPERATURE		SP GR		NOMINAL POWER		PHASE	VOLT	MAX RPM	SPEED CONTROL	
						GPM	[L/s]	FT	[kPa]	FT	[kPa]	°F	[°C]	°F	[°C]			HP	[kW]					
P-KCOIL	MER B2A03	BLDG 1	CHILLED WATER/ HOT WATER	END SUCTION	WATER	2020	[130]	74.05	[1200]	12.7	[200]	40	[4]	180	[82]	1	75.5	60	[45]	3	460	1800	VARIABLE	1, 2
P-KCOIL N+1	MER B2A03	BLDG 1	CHILLED WATER/ HOT WATER	END SUCTION	WATER	2020	[130]	74.05	[1200]	12.7	[200]	40	[4]	180	[82]	1	75.5	60	[45]	3	460	1800	VARIABLE	1, 2, 3
P-ZONE	MER B2A03	BLDG 1	CHILLED WATER/ HOT WATER	END SUCTION	WATER	730	[46]	74.05	[1200]	4.76	[76]	40	[4]	180	[82]	1	82	20	[15]	3	460	1200	VARIABLE	1, 2
P-ZONE N+1	MER B2A03	BLDG 1	CHILLED WATER/ HOT WATER	END SUCTION	WATER	730	[46]	74.05	[1200]	4.76	[76]	40	[4]	180	[82]	1	82	20	[15]	3	460	1200	VARIABLE	1, 2, 3
P-TEMP							[ ]		[ ]		[ ]								[ ]					

NOTES

1. PROVIDE WITH VFD.
2. PROVIDE WITH NEMA PREMIUM EFFICIENCY MOTOR
3. STANDBY UNIT TO PROVIDE N+1 REDUNDANCY

FAN COIL SCHEDULE

MARK	LOCATION	TYPE	FAN AIR FLOW		EXTERNAL APD		COOLING REQUIREMENTS																HEATING REQUIREMENTS												FILTER	FAN MOTOR						
							MIN SENS CAPACITY		MIN TOTAL CAPACITY		EAT				FLOW		EWT		WPD		CONDENSATE CONNECTION		MIN CAPACITY		EAT Db		FLOW		EWT		WPD		RUNOUT SIZE			POWER		PHASE	VOLT	RPM	SPEED CONTROL	REMARKS
											Db		Wb																													
			CFM	[L/s]	IN WG	[Pa]	BTUH	[W]	BTUH	[W]	°F	[°C]	°F	[°C]	GPM	[L/s]	°F	[°C]	FT	[kPa]	IN	[mm]	BTUH	W	°F	[°C]	GPM	[L/m]	°F	[°C]	FT	[kPa]	IN	[mm]	MERV RATING	HP	[W]					
B1B16G2-1	BASEMENT B1B16G2	HORIZONTAL		[ ]		[ ]		[ ]		[ ]						[ ]				[ ]	0.75	[19]		[ ]				[ ]				[ ]		[ ]			[ ]				C0NSTANT	1, 2
B1B06A-1	BASEMENT B1B06A	HORIZONTAL		[ ]		[ ]		[ ]		[ ]					4.8	[63]				[ ]	0.75	[19]		[ ]			1.6	[6]				[ ]		[ ]			[ ]				C0NSTANT	1, 2
B1B10-1	BASEMENT B1B10	HORIZONTAL		[ ]		[ ]		[ ]		[ ]					4.8	[63]				[ ]	0.75	[19]		[ ]			1.6	[6]				[ ]		[ ]			[ ]				CONSTANT	1, 2
B1B14-1	BASEMENT B1B14	HORIZONTAL		[ ]		[ ]		[ ]		[ ]					4.8	[63]				[ ]	0.75	[19]		[ ]			1.6	[6]				[ ]		[ ]			[ ]				CONSTANT	1, 3
B1B15-1	BASEMENT B1B15	HORIZONTAL		[ ]		[ ]		[ ]		[ ]						[ ]				[ ]	0.75	[19]		[ ]				[ ]				[ ]		[ ]			[ ]				C0NSTANT	1, 2
B1B16-1	BASEMENT B1B16	HORIZONTAL		[ ]		[ ]		[ ]		[ ]					4.8	[63]				[ ]	0.75	[19]		[ ]			1.6	[6]				[ ]		[ ]			[ ]				CONSTANT	1, 2
B1B16-2	BASEMENT B1B16	HORIZONTAL		[ ]		[ ]		[ ]		[ ]					4.8	[63]				[ ]	0.75	[19]		[ ]			1.6	[6]				[ ]		[ ]			[ ]				CONSTANT	1, 2
B1B16-3	BASEMENT B1B16	HORIZONTAL		[ ]		[ ]		[ ]		[ ]					4.8	[63]				[ ]	0.75	[19]		[ ]			1.6	[6]				[ ]		[ ]			[ ]				C0NSTANT	1, 2
B1B16-4	BASEMENT B1B16	HORIZONTAL		[ ]		[ ]		[ ]		[ ]						[ ]				[ ]	0.75	[19]		[ ]				[ ]				[ ]		[ ]			[ ]				CONSTANT	1, 2
B1B16-5	BASEMENT B1B16	HORIZONTAL		[ ]		[ ]		[ ]		[ ]						[ ]				[ ]	0.75	[19]		[ ]				[ ]				[ ]		[ ]			[ ]				CONSTANT	1, 2
B1B16G-1	BASEMENT B1B16G	HORIZONTAL		[ ]		[ ]		[ ]		[ ]					4.8	[63]				[ ]	0.75	[19]		[ ]			1.6	[6]				[ ]		[ ]			[ ]				CONSTANT	1, 2
1B20B-1	LEVEL 1 1B20B	HORIZONTAL		[ ]		[ ]		[ ]		[ ]					0.8	[11]				[ ]	0.75	[19]		[ ]			0.3	[1]				[ ]		[ ]			[ ]				CONSTANT	1, 2
1B20D-1	LEVEL 1 1B20D	HORIZONTAL		[ ]		[ ]		[ ]		[ ]						[ ]				[ ]	0.75	[19]		[ ]				[ ]				[ ]		[ ]			[ ]				CONSTANT	1, 2
1B5-1	LEVEL 1 Pharmacy Corridor	HORIZONTAL		[ ]		[ ]		[ ]		[ ]					4.8	[63]				[ ]	0.75	[19]		[ ]			1.6	[6]				[ ]		[ ]			[ ]				CONSTANT	1, 2
1B20E-1	LEVEL 1 1B20E	HORIZONTAL		[ ]		[ ]		[ ]		[ ]						[ ]				[ ]	0.75	[19]		[ ]				[ ]				[ ]		[ ]			[ ]				CONSTANT	1, 2
1B20-1	LEVEL 1 1B20	HORIZONTAL		[ ]		[ ]		[ ]		[ ]						[ ]				[ ]	0.75	[19]		[ ]				[ ]				[ ]		[ ]			[ ]				CONSTANT	1, 2
1B20-2	LEVEL 1 1B20	HORIZONTAL		[ ]		[ ]		[ ]		[ ]						[ ]				[ ]	0.75	[19]		[ ]				[ ]				[ ]		[ ]			[ ]				CONSTANT	1, 2
1B20C-1	LEVEL 1 1B20C	HORIZONTAL		[ ]		[ ]		[ ]		[ ]						[ ]				[ ]	0.75	[19]		[ ]				[ ]				[ ]		[ ]			[ ]				CONSTANT	1, 2
1B20C-2	LEVEL 1 1B20C	HORIZONTAL		[ ]		[ ]		[ ]		[ ]						[ ]				[ ]	0.75	[19]		[ ]				[ ]				[ ]		[ ]			[ ]				CONSTANT	1, 2
1B20B-2	LEVEL 1 1B20B	HORIZONTAL		[ ]		[ ]		[ ]		[ ]						[ ]				[ ]	0.75	[19]		[ ]				[ ]				[ ]		[ ]			[ ]				CONSTANT	1, 2
2A13B1-1	LEVEL 2 2A13B1	HORIZONTAL		[ ]		[ ]		[ ]		[ ]						[ ]				[ ]	0.75	[19]		[ ]				[ ]				[ ]		[ ]			[ ]				CONSTANT	1, 2
2A27-1	LEVEL 2 2A27	HORIZONTAL		[ ]		[ ]		[ ]		[ ]						[ ]				[ ]	0.75	[19]		[ ]				[ ]				[ ]		[ ]			[ ]				CONSTANT	1, 2
2A27A-1	LEVEL 2 2A27A	HORIZONTAL		[ ]		[ ]		[ ]		[ ]						[ ]				[ ]	0.75	[19]		[ ]				[ ]				[ ]		[ ]			[ ]				CONSTANT	1, 2
3A10A-1	LEVEL 3 3A10A	HORIZONTAL		[ ]		[ ]		[ ]		[ ]					4.8	[63]				[ ]	0.75	[19]		[ ]			1.6	[6]				[ ]		[ ]			[ ]				CONSTANT	1, 2

NOTES

1. MANUAL SPEED CONTROL WITH A SELECTOR SWITCH.
2. UNIT TO BE REPLACED LIKE FOR LIKE. CONTRACTOR TO PERFORM AIR FLOW MEASUREMENT ON EACH FCU PRIOR TO DEMOLITION AND MATCH NEW UNIT FLOW TO EXISTING UNIT FLOW
3. EXISTING WATER SOURCED HEAT PUMP TO BE REPLACED WITH NEW FAN COIL UNIT

5/3/2026 5:13:05 PM

Autodesk Docs://222010 VA Fresno Chilled Water Infrastructure/570-20-308 VA CA Fresno Chilled Water Infrastructure_MECH-R23.rvt

BID SET	05/04/2026
Revisions:	Date:

CONSULTANT

DAVENERGY SOLUTIONS
2207 GARNET AVE, SUITE I
SAN DIEGO, CA 92109
619-770-8552

DAVENERGY SOLUTIONS ENGINEERING | CONSTRUCTION MANAGEMENT

DESIGNER OF RECORD

A/E:
DAVENERGY SOLUTIONS
2207 GARNET AVE, SUITE I
SAN DIEGO, CA 92109
619-770-8552

DAVENERGY SOLUTIONS ENGINEERING | CONSTRUCTION MANAGEMENT

STAMP

PROFESSIONAL ENGINEER
JUSTIN M. MILLER
No. M 47762
MECHANICAL ENGINEER
STATE OF CALIFORNIA
05/04/2026

Office of Construction and Facilities Management

VA U.S. Department of Veterans Affairs

Drawing Title: MECHANICAL SCHEDULES	Phase: BID SET	Project Title: REPLACE AND EXPAND CHILLED WATER INFRASTRUCTURE, BUILDING 1 AND OPC	Project Number: 570-20-308
			Building Number: N/A
Approved: PROJECT DIRECTOR	-	Location: FRESNO VA HOSPITAL, 2615 E CLINTON AVE, FRESNO, CA 93703	Drawing Number: M-601
		Issue Date: 05/04/2026 · Checked: JMM · Drawn: JM	

VA FORM 08 - 6231

CHILLED WATER COOLING COIL SCHEDULE

MARK	LOCATION	AREA AND/OR BLDG SERVED	SYSTEM AND/OR SERVICE	AIR FLOW		MAX FACE VELOCITY		APD		COOLING																		HEATING																	
										EAT				LAT				TOTAL CAPACITY		SENSIBLE CAPACITY		CHILLED WATER								TEMPERATURES				TOTAL MIN CAPACITY		HOT WATER											
										Db		Wb		Db		Wb						FLOW		EWT		LWT		WPD								FLOW		EWT		LWT		WPD		% GLYCOL	REMARKS
				CFM	[L/s]	FPM	[M/s]	IN WG	[Pa]	°F	[°C]	°F	[°C]	°F	[°C]	°F	[°C]	MBH	[kW]	MBH	[kW]	GPM	[L/s]	°F	[°C]	°F	[°C]	FT	[M]	APPLICATION	°F	[°C]	°F	[°C]	MBH	[kW]	GPM	[L/s]	°F	[°C]	°F	[°C]	FT	[kPa]		
A-10	BASEMENT				[ ]		[ ]		[ ]										[ ]		[ ]	1.9	[ ]						[ ]	HEATING						[ ]	0.7	[ ]						[ ]	0	---
A-11	BASEMENT				[ ]		[ ]		[ ]										[ ]		[ ]	6.6	[ ]						[ ]	HEATING						[ ]	2.2	[ ]						[ ]	0	---
A-2	BASEMENT				[ ]		[ ]		[ ]										[ ]		[ ]	3.1	[ ]						[ ]	HEATING						[ ]	1.1	[ ]						[ ]	0	---
A-3	BASEMENT				[ ]		[ ]		[ ]										[ ]		[ ]		[ ]						[ ]	HEATING						[ ]		[ ]						[ ]	0	---
A-4	BASEMENT				[ ]		[ ]		[ ]										[ ]		[ ]	6.2	[ ]						[ ]	HEATING						[ ]	2.1	[ ]						[ ]	0	---
A-5	BASEMENT				[ ]		[ ]		[ ]										[ ]		[ ]	1.8	[ ]						[ ]	HEATING						[ ]	0.6	[ ]						[ ]	0	---
A-7	BASEMENT				[ ]		[ ]		[ ]										[ ]		[ ]	0.9	[ ]						[ ]	HEATING						[ ]	0.3	[ ]						[ ]	0	---
A-8	BASEMENT				[ ]		[ ]		[ ]										[ ]		[ ]	2.8	[ ]						[ ]	HEATING						[ ]	1	[ ]						[ ]	0	---
A-9	BASEMENT				[ ]		[ ]		[ ]										[ ]		[ ]	15.3	[1]						[ ]	HEATING						[ ]	5.1	[ ]						[ ]	0	---
B-3	LEVEL 1				[ ]		[ ]		[ ]										[ ]		[ ]	4.8	[ ]						[ ]	HEATING						[ ]	1.6	[ ]						[ ]	0	---
B-2	LEVEL 1				[ ]		[ ]		[ ]										[ ]		[ ]		[ ]						[ ]	HEATING						[ ]		[ ]						[ ]	0	---
B-11	LEVEL 1				[ ]		[ ]		[ ]										[ ]		[ ]		[ ]						[ ]	HEATING						[ ]		[ ]						[ ]	0	---
B-12	LEVEL 1				[ ]		[ ]		[ ]										[ ]		[ ]	2	[ ]						[ ]	HEATING						[ ]	0.7	[ ]						[ ]	0	---
B-16	LEVEL 1				[ ]		[ ]		[ ]										[ ]		[ ]	5.5	[ ]						[ ]	HEATING						[ ]	1.9	[ ]						[ ]	0	---
B-17	LEVEL 1				[ ]		[ ]		[ ]										[ ]		[ ]	1.2	[ ]						[ ]	HEATING						[ ]	0.4	[ ]						[ ]	0	---
B-18	LEVEL 1				[ ]		[ ]		[ ]										[ ]		[ ]	5.4	[ ]						[ ]	HEATING						[ ]	1.8	[ ]						[ ]	0	---
B-19	LEVEL 1				[ ]		[ ]		[ ]										[ ]		[ ]	3.9	[ ]						[ ]	HEATING						[ ]	1.3	[ ]						[ ]	0	---
B-20	LEVEL 1				[ ]		[ ]		[ ]										[ ]		[ ]	7.9	[1]						[ ]	HEATING						[ ]	2.7	[ ]						[ ]	0	---
B-21	LEVEL 1				[ ]		[ ]		[ ]										[ ]		[ ]	2.7	[ ]						[ ]	HEATING						[ ]	0.9	[ ]						[ ]	0	---
B-22	LEVEL 1				[ ]		[ ]		[ ]										[ ]		[ ]	1.7	[ ]						[ ]	HEATING						[ ]	0.6	[ ]						[ ]	0	---
B-23	LEVEL 1				[ ]		[ ]		[ ]										[ ]		[ ]	1	[ ]						[ ]	HEATING						[ ]	0.4	[ ]						[ ]	0	---
B-24	LEVEL 1				[ ]		[ ]		[ ]										[ ]		[ ]		[ ]						[ ]	HEATING						[ ]		[ ]						[ ]	0	---
B-4	LEVEL 1				[ ]		[ ]		[ ]										[ ]		[ ]	21.4	[1]						[ ]	HEATING						[ ]	7.2	[1]						[ ]	0	---
B-5	LEVEL 1				[ ]		[ ]		[ ]										[ ]		[ ]	9.5	[1]						[ ]	HEATING						[ ]	3.2	[ ]						[ ]	0	---
B-8	LEVEL 1				[ ]		[ ]		[ ]										[ ]		[ ]	4.1	[ ]						[ ]	HEATING						[ ]	1.4	[ ]						[ ]	0	---
B-9	LEVEL 1				[ ]		[ ]		[ ]										[ ]		[ ]	1.6	[ ]						[ ]	HEATING						[ ]	0.6	[ ]						[ ]	0	---
C-10	LEVEL 2				[ ]		[ ]		[ ]										[ ]		[ ]	6.3	[ ]						[ ]	HEATING						[ ]	2.1	[ ]						[ ]	0	---
C-11	LEVEL 2				[ ]		[ ]		[ ]										[ ]		[ ]	1.8	[ ]						[ ]	HEATING						[ ]	0.6	[ ]						[ ]	0	---
C-12-1	LEVEL 2				[ ]		[ ]		[ ]										[ ]		[ ]	1.2	[ ]						[ ]	HEATING						[ ]	0.4	[ ]						[ ]	0	---
C-12-2	LEVEL 2				[ ]		[ ]		[ ]										[ ]		[ ]	1.2	[ ]						[ ]	HEATING						[ ]	0.4	[ ]						[ ]	0	---
C-13-1	LEVEL 2				[ ]		[ ]		[ ]										[ ]		[ ]	0.3	[ ]						[ ]	HEATING						[ ]	0.1	[ ]						[ ]	0	---
C-13-2	LEVEL 2				[ ]		[ ]		[ ]										[ ]		[ ]	1.6	[ ]						[ ]	HEATING						[ ]	0.6	[ ]						[ ]	0	---
C-13-3	LEVEL 2				[ ]		[ ]		[ ]										[ ]		[ ]	4.8	[ ]						[ ]	HEATING						[ ]	1.6	[ ]						[ ]	0	---
C-14	LEVEL 2				[ ]		[ ]		[ ]										[ ]		[ ]	4.8	[ ]						[ ]	HEATING						[ ]	1.6	[ ]						[ ]	0	---
C-15	LEVEL 2				[ ]		[ ]		[ ]										[ ]		[ ]	2.9	[ ]						[ ]	HEATING						[ ]	1	[ ]						[ ]	0	---
C-16	LEVEL 2				[ ]		[ ]		[ ]										[ ]		[ ]	3.5	[ ]						[ ]	HEATING						[ ]	1.2	[ ]						[ ]	0	---
C-17	LEVEL 2				[ ]		[ ]		[ ]										[ ]		[ ]	2.9	[ ]						[ ]	HEATING						[ ]	1	[ ]						[ ]	0	---
C-7	LEVEL 2				[ ]		[ ]		[ ]										[ ]		[ ]	1.7	[ ]						[ ]	HEATING						[ ]	0.6	[ ]						[ ]	0	---
C-8	LEVEL 2				[ ]		[ ]		[ ]										[ ]		[ ]	3.6	[ ]						[ ]	HEATING						[ ]	1.2	[ ]						[ ]	0	---
C-9	LEVEL 2				[ ]		[ ]		[ ]										[ ]		[ ]	1.9	[ ]						[ ]	HEATING						[ ]	0.7	[ ]						[ ]	0	---
D-11	LEVEL 3				[ ]		[ ]		[ ]										[ ]		[ ]	4.8	[ ]						[ ]	HEATING						[ ]	1.6	[ ]						[ ]	0	---
D-12	LEVEL 3				[ ]		[ ]		[ ]										[ ]		[ ]	4.8	[ ]						[ ]	HEATING						[ ]	1.6	[ ]						[ ]	0	---
D-13A	LEVEL 3				[ ]		[ ]		[ ]										[ ]		[ ]	1.3	[ ]						[ ]	HEATING						[ ]	0.5	[ ]						[ ]	0	---
D-13B	LEVEL 3				[ ]		[ ]		[ ]										[ ]		[ ]	1.4	[ ]						[ ]	HEATING						[ ]	0.5	[ ]						[ ]	0	---
D-13C	LEVEL 3				[ ]		[ ]		[ ]										[ ]		[ ]		[ ]						[ ]	HEATING						[ ]		[ ]						[ ]	0	---
D-14AB	LEVEL 3				[ ]		[ ]		[ ]										[ ]		[ ]		[ ]						[ ]	HEATING						[ ]		[ ]						[ ]	0	---
D-9	LEVEL 3				[ ]		[ ]		[ ]										[ ]		[ ]	1.5	[ ]						[ ]	HEATING						[ ]	0.5	[ ]						[ ]	0	---
F-10	LEVEL 5				[ ]		[ ]		[ ]										[ ]		[ ]		[ ]						[ ]	HEATING						[ ]		[ ]						[ ]	0	---
F-11	LEVEL 5				[ ]		[ ]		[ ]										[ ]		[ ]		[ ]						[ ]	HEATING						[ ]		[ ]						[ ]	0	---
F-13	LEVEL 5				[ ]		[ ]		[ ]										[ ]		[ ]	3.8	[ ]						[ ]	HEATING						[ ]	1.3	[ ]						[ ]	0	---
F-14	LEVEL 5				[ ]		[ ]		[ ]										[ ]		[ ]	7.7	[1]						[ ]	HEATING						[ ]	2.6	[ ]						[ ]	0	---
F-15	LEVEL 5				[ ]		[ ]		[ ]										[ ]		[ ]	4.7	[ ]						[ ]	HEATING						[ ]	1.6	[ ]						[ ]	0	---
F-16	LEVEL 5				[ ]		[ ]		[ ]										[ ]		[ ]	1	[ ]						[ ]	HEATING						[ ]	0.4	[ ]						[ ]	0	---
F-17	LEVEL 5				[ ]		[ ]		[ ]										[ ]		[ ]	10.5	[1]						[ ]	HEATING						[ ]	3.5	[ ]						[ ]	0	---
F-18	LEVEL 5				[ ]		[ ]		[ ]										[ ]		[ ]	3.8	[ ]						[ ]	HEATING						[ ]	1.3	[ ]						[ ]	0	---
F-19	LEVEL 5				[ ]		[ ]		[ ]										[ ]		[ ]	11	[1]						[ ]	HEATING						[ ]	3.7	[ ]						[ ]	0	---
F-20	LEVEL 5				[ ]		[ ]		[ ]										[ ]		[ ]	1.5	[ ]						[ ]	HEATING						[ ]	0.5	[ ]						[ ]	0	---
F-21	LEVEL 5				[ ]		[ ]		[ ]										[ ]		[ ]		[ ]						[ ]	HEATING						[ ]		[ ]						[ ]	0	---
G-1	LEVEL 6				[ ]		[ ]		[ ]										[ ]		[ ]	6	[ ]						[ ]	HEATING						[ ]	2	[ ]						[ ]	0	---
G-10	LEVEL 6				[ ]		[ ]		[ ]										[ ]		[ ]	12.3	[1]						[ ]	HEATING						[ ]	4.1	[ ]						[ ]	0	---
G-11	LEVEL 6				[ ]		[ ]		[ ]										[ ]		[ ]	5.2	[ ]						[ ]	HEATING						[ ]	1.8	[ ]						[ ]	0	---
G-12	LEVEL 6				[ ]		[ ]		[ ]										[ ]		[ ]	5.3	[ ]						[ ]	HEATING						[ ]	1.8	[ ]						[ ]	0	---
G-13	LEVEL 6				[ ]		[ ]		[ ]										[ ]		[ ]	1.1	[ ]						[ ]	HEATING						[ ]	0.4	[ ]						[ ]	0	---
G-2	LEVEL 6				[ ]		[ ]		[ ]										[ ]		[ ]	6.4	[ ]						[ ]	HEATING						[ ]	2.2	[ ]						[ ]	0	---
G-3	LEVEL 6				[ ]		[ ]		[ ]										[ ]		[ ]	6.9	[ ]						[ ]	HEATING						[ ]	2.3	[ ]						[ ]		
G-4	LEVEL 6				[ ]		[ ]		[ ]										[ ]		[ ]	2.6	[ ]						[ ]	HEATING						[ ]	0.9	[ ]						[ ]		
G-5	LEVEL 6				[ ]		[ ]		[ ]										[ ]		[ ]	3.9	[ ]						[ ]	HEATING						[ ]	1.3	[ ]						[ ]		
G-6	LEVEL 6				[ ]		[ ]		[ ]										[ ]		[ ]	4.1	[ ]						[ ]	HEATING						[ ]	1.4	[ ]						[ ]		
G-7	LEVEL 6				[ ]		[ ]		[ ]										[ ]		[ ]	4.8	[ ]						[ ]	HEATING						[ ]	1.6	[ ]						[ ]		
G-8	LEVEL 6				[ ]		[ ]		[ ]										[ ]		[ ]	4.2	[ ]						[ ]	HEATING						[ ]	1.4	[ ]						[ ]		
G-14	LEVEL 6				[ ]		[ ]		[ ]										[ ]		[ ]	3.6	[ ]						[ ]	HEATING						[ ]	1.2	[ ]						[ ]		
G-9	LEVEL 6				[ ]		[ ]		[ ]										[ ]		[ ]	8.3	[1]						[ ]	HEATING						[ ]	2.8	[ ]						[ ]		

NOTE

1. CONTRACTOR TO PERFORM AIR FLOW MEASUREMENT ON EACH FCU PRIOR TO DEMOLITION AND MATCH NEW UNIT FLOW TO EXISTING UNIT FLOW
2. THE COOLING COIL FIN SPACING SHALL NOT EXCEED 132 FINS PER FOOT [400 FINS PER METER].

BID SET	05/04/2026
Revisions:	Date:

CONSULTANT

DAVENERGY SOLUTIONS
2207 GARNET AVE, SUITE I
SAN DIEGO, CA 92109
619-770-8552

DAVENERGY SOLUTIONS ENGINEERING | CONSTRUCTION MANAGEMENT

DESIGNER OF RECORD

A/E:
DAVENERGY SOLUTIONS
2207 GARNET AVE, SUITE I
SAN DIEGO, CA 92109
619-770-8552

DAVENERGY SOLUTIONS ENGINEERING | CONSTRUCTION MANAGEMENT

STAMP

PROFESSIONAL ENGINEER JUSTIN M. MILLENDER M 41760 MECHANICAL STATE OF CALIFORNIA
05/04/2026

Office of Construction and Facilities Management

VA U.S. Department of Veterans Affairs

Drawing Title: MECHANICAL SCHEDULES

Approved: PROJECT DIRECTOR

Phase: BID SET

-

Project Title: REPLACE AND EXPAND CHILLED WATER INFRASTRUCTURE, BUILDING 1 AND OPC

Location: FRESNO VA HOSPITAL, 2615 E CLINTON AVE, FRESNO, CA 93703

Issue Date: 05/04/2026 | Checked: JMM | Drawn: JM

Project Number: 570-20-308

Building Number: N/A

Drawing Number: M-602

VA FORM 08 - 6231

Autodesk Docs://22/2010 VA Fresno Chilled Water Infrastructure/570-20-308 VA CA Fresno Chilled Water Infrastructure_MECH-R23.rvt

5/3/2026 5:13:06 PM

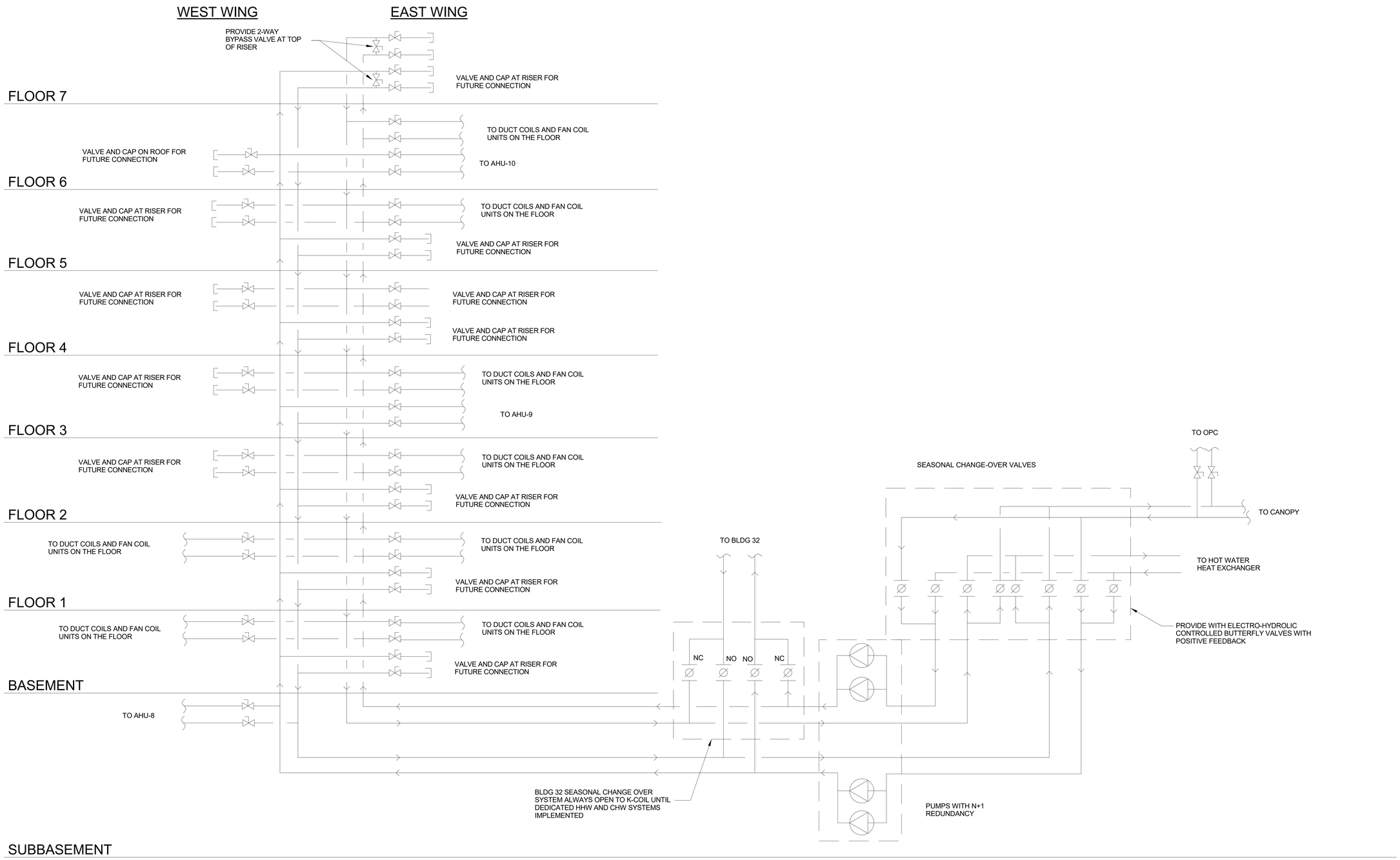

BID SET	05/04/2026
Revisions:	Date:

CONSULTANT

DAVENERGY SOLUTIONS
2207 GARNET AVE, SUITE I
SAN DIEGO, CA 92109
619-770-8552

DAVENERGY SOLUTIONS ENGINEERING | CONSTRUCTION MANAGEMENT

DESIGNER OF RECORD

A/E:
DAVENERGY SOLUTIONS
2207 GARNET AVE, SUITE I
SAN DIEGO, CA 92109
619-770-8552

DAVENERGY SOLUTIONS ENGINEERING | CONSTRUCTION MANAGEMENT

STAMP

PROFESSIONAL ENGINEER JUSTIN M. MILLSAP M 43782 MECHANICAL ENGINEERING STATE OF CALIFORNIA
05/04/2026

Office of Construction and Facilities Management

VA U.S. Department of Veterans Affairs

Drawing Title: MECHANICAL RISER DIAGRAM	Phase: BID SET	Project Title: REPLACE AND EXPAND CHILLED WATER INFRASTRUCTURE, BUILDING 1 AND OPC	Project Number: 570-20-308
			Building Number: N/A
Approved: PROJECT DIRECTOR	-	Location: FRESNO VA HOSPITAL, 2615 E CLINTON AVE, FRESNO, CA 93703	Drawing Number: M-701
		Issue Date: 05/04/2026 · Checked: JMM · Drawn: JM	

VA FORM 08 - 6231

Autodesk Docs://220010 VA Fresno Chilled Water Infrastructure/570-20-308 VA CA Fresno Chilled Water Infrastructure_MECH-R23.rvt 5/3/2026 5:13:07 PM



PUMP SEQUENCE OF OPERATIONS

1. GENERAL
1.1. ALL SET POINTS AND TIME DELAYS SHALL BE ADJUSTABLE WITHOUT ANY PROGRAM CHANGES.
1.2. BAS SHALL PROVIDE FOR ROTATION OF LEAD/STANDBY PUMPS ON A MONTHLY (ADJ) BASIS.
1.3. DIFFERENTIAL PRESSURE SENSOR TO BE INSTALLED ON EACH RISER AT 2/3 THE SYSTEM LOAD. PROVIDE POWER, NETWORK CONNECTIVITY TO THE BAS SYSTEM AND NETWORK CONTROLLER AS REQUIRED. LOCATION SHOWN IS APPROXIMATE, CONTRACTOR TO SUBMIT FINAL LOCATION FOR VA AND AE APPROVAL
1.4. PROVIDE DEVICES SHOWN AND COORDINATE ALL SENSOR INSTALLATION LOCATIONS WITH THE MECHANICAL CONTRACTOR. COORDINATE AND ENSURE MANUFACTURER'S RECOMMENDED UPSTREAM AND DOWNSTREAM PIPE DIAMETERS ARE PROVIDED - ESPECIALLY FOR FLOW METERS. COORDINATE TO OBTAIN ALL INFO FOR BAS GRAPHICS.
2. PUMP CONTROL
2.1. THE PUMPING SYSTEM SHALL BE ENABLED WHENEVER THE CHILLED WATER PLANT OR HEATING HOT WATER PLANT IS ENABLED.
2.2. AS THE CONTROLLING REMOTE DIFFERENTIAL PRESSURE DROPS BELOW SETPOINT, PUMP VFD SHALL INCREASE PUMP SPEED.
2.3. AS THE CONTROLLING REMOTE DIFFERENTIAL PRESSURE RISES ABOVE SETPOINT, PUMP VFD SHALL DECREASE PUMP SPEED.
2.4. AT LOW LOAD CONDITION THE VFD SPEED SHALL NOT GO BELOW THE MINIMUM SPEED AS RECOMMENDED BY VFD AND MOTOR MANUFACTURER.
2.5. INITIAL DPT SETPOINT SHALL BE SET BY TAB AGENT. FINAL SETPOINT SHALL BE COORDINATED WITH THE BALANCING CONTRACTOR.
2.6. THE SYSTEM BYPASS VALVE SHALL MODULATE OPEN WHEN THE PUMP IS OPERATING AT MINIMUM SPEED AND SYSTEM PRESSURE EXCEEDS SET POINT. THE VALVE SHALL MODULATE CLOSED AS THE SYSTEM PRESSURE IS REDUCED BELOW SET POINT AND THE PUMP SHALL BE ENABLED TO MODULATE IN SPEED. THE BYPASS VALVE SHALL BE CLOSED WHEN THE PUMP IS OPERATING ABOVE MINIMUM SPEED.
3. REPORTING
3.1. HISTORIES / TRENDING
3.1.1. THE BAS SHALL BE CAPABLE OF PRINTING OUT ANY DATA FROM ANY SENSOR OR DEFINED VARIABLE ON REQUEST OF OPERATOR.
3.1.2. THE BAS SHALL BE PROGRAMMED TO RECORD HISTORIES OF ALL DIGITAL AND HARDWIRED POINTS.
3.2. ALARMS
3.2.1. ALARM MESSAGES SHALL BE DISPLAYED AT THE OPERATORS WORKSTATION.
3.2.2. ALL SENSORS AND VARIABLES SHALL BE CAPABLE OF HIGH/LOW ALARM POINTS. AS A MINIMUM, THE FOLLOWING SHALL BE ALARMED AFTER APPROPRIATE TIME DELAYS:
3.2.2.1. IF ANY PIECE OF EQUIPMENT IS INDICATED AS OFF WHEN IT SHOULD BE ON.
3.2.2.2. IF ANY PIECE OF EQUIPMENT IS INDICATED AS ON WHEN IT SHOULD BE OFF.
3.2.2.3. IF DIFFERENTIAL PRESSURE IS DEVIATING FROM SETPOINT BY MORE THAN 5 PSIG AFTER 5 MINUTES.
3.2.2.4. IF ANY PUMP VFD REPORTS A FAULT.
3.3. GRAPHICS
3.3.1. GRAPHICS FOR THE NEW PUMP CONTROL SYSTEM SHALL BE INTEGRATED WITH THE EXISTING BAS.

BID SET	05/04/2026
Revisions:	Date:

CONSULTANT
DAVENERGY SOLUTIONS
2207 GARNET AVE, SUITE I
SAN DIEGO, CA 92109
619-770-8552
DAVENERGY SOLUTIONS ENGINEERING | CONSTRUCTION MANAGEMENT

DESIGNER OF RECORD
A/E:
DAVENERGY SOLUTIONS
2207 GARNET AVE, SUITE I
SAN DIEGO, CA 92109
619-770-8552
DAVENERGY SOLUTIONS ENGINEERING | CONSTRUCTION MANAGEMENT

STAMP
PROFESSIONAL ENGINEER JUSTIN M. MULHOLLAND M 47162 MECHANICAL STATE OF CALIFORNIA
05/04/2026

Office of Construction and Facilities Management
VA U.S. Department of Veterans Affairs

Drawing Title: PUMP CONTROLS DIAGRAM AND SEQUENCE OF OPERATIONS
Approved: PROJECT DIRECTOR
Phase: BID SET
-
Project Title: REPLACE AND EXPAND CHILLED WATER INFRASTRUCTURE, BUILDING 1 AND OPC
Location: FRESNO VA HOSPITAL, 2615 E CLINTON AVE, FRESNO, CA 93703
Issue Date: 05/04/2026
Checked: JMM
Drawn: JM
Project Number: 570-20-308
Building Number: N/A
Drawing Number: M-702

VA FORM 08 - 6231

Autodesk Docs://222010 VA Fresno Chilled Water Infrastructure/570-20-308 VA CA Fresno Chilled Water Infrastructure_MECH-R23.rvt
5/3/2026 5:13:09 PM

Pump Control Points

BID SET	05/04/2026
Revisions:	Date:

CONSULTANT

DAVENERGY SOLUTIONS
2207 GARNET AVE, SUITE I
SAN DIEGO, CA 92109
619-770-8552

DAVENERGY SOLUTIONS
ENGINEERING | CONSTRUCTION MANAGEMENT

DESIGNER OF RECORD

A/E:
DAVENERGY SOLUTIONS
2207 GARNET AVE, SUITE I
SAN DIEGO, CA 92109
619-770-8552

DAVENERGY SOLUTIONS
ENGINEERING | CONSTRUCTION MANAGEMENT

STAMP

PROFESSIONAL ENGINEER
JUSTIN M. MILLER
M 41762
MECHANICAL
STATE OF CALIFORNIA
05/04/2026

Office of Construction and Facilities Management

VA U.S. Department of Veterans Affairs

Drawing Title: PUMP CONTROL POINT SCHEDULE

Approved: PROJECT DIRECTOR

Phase: BID SET

-

Project Title: REPLACE AND EXPAND CHILLED WATER INFRASTRUCTURE, BUILDING 1 AND OPC

Location: FRESNO VA HOSPITAL
2615 E CLINTON AVE, FRESNO, CA 93703

Issue Date: 05/04/2026

Checked: JMM

Drawn: JM

Project Number: 570-20-308

Building Number: N/A

Drawing Number: M-703

VA FORM 08 - 6231

Autodesk Docs://222010 VA Fresno Chilled Water Infrastructure/570-20-308 VA CA Fresno Chilled Water Infrastructure_MECH-R23.rvt

5/3/2026 5:13:10 PM



SEASONAL CHANGE OVER VALVE SEQUENCE OF OPERATIONS

1. GENERAL
   - 1.1. ALL SET POINTS AND TIME DELAYS SHALL BE ADJUSTABLE WITHOUT ANY PROGRAM CHANGES. ALL ACTUATORS SHALL BE ELECTRONIC, PROVIDE FOR LOCAL EQUIPMENT OVERRIDE OF CONTROL SYSTEM.
   - 1.2. PROVIDE TEMPERATURE SENSORS AND OTHER DEVICES SHOWN AND COORDINATE ALL SENSOR INSTALLATION LOCATIONS WITH THE MECHANICAL CONTRACTOR. COORDINATE AND ENSURE MANUFACTURER'S RECOMMENDED UPSTREAM AND DOWNSTREAM PIPE DIAMETERS ARE PROVIDED - ESPECIALLY FOR FLOW METERS. COORDINATE TO OBTAIN ALL INFO FOR BAS GRAPHICS.
   - 1.3. VALVES SHALL PROVIDE POSITIVE FEEDBACK THROUGH END SWITCH OR OTHER MEANS APPROVED BY THE COR. VALVES SHALL REPORT POSITION TO BE OPEN, CLOSED, OR IN TRANSITION AT THE BAS.
   - 1.4. CONTROLS FOR THE STEAM VALVES SERVING THE EXISTING HOT WATER CONVERTER SHALL BE INTEGRATED TO PROVIDE SEAMLESS OPERATION FOR THE HOT WATER SUPPLY TEMPERATURE CONTROL.
2. SEASONAL SWITCHOVER VALVE CONTROL
   - 2.1. SYSTEM SHALL SWITCH BETWEEN HOT WATER OPERATION OR CHILLED WATER OPERATION BASED ON MANUAL TOGGLE AT BAS.
   - 2.2. WHILE IN HOT WATER OPERATION MODE, ISOLATION VALVES V-2, V-3, V-5, AND V-8 SHALL BE OPEN AND ISOLATION VALVES V-1, V-4, V-6 AND V-7 SHALL BE CLOSED.
   - 2.3. WHILE IN CHILLED WATER OPERATION MODE, ISOLATION VALVES V-1, V-4, V-6 AND V-7 SHALL BE OPEN AND ISOLATION VALVES V-2, V-3, V-5, AND V-8 SHALL BE CLOSED.
   - 2.4. WHILE SWITCHING BETWEEN MODES, BYPASS VALVE V-3 SHALL OPEN PRIOR TO CLOSING ISOLATION VALVES V-1 AND V-2.
3. REPORTING
   - 3.1. HISTORIES / TRENDING
     - 3.1.1. THE BAS SHALL BE CAPABLE OF PRINTING OUT ANY TEMPERATURE OR DATA FROM ANY SENSOR OR DEFINED VARIABLE ON REQUEST OF OPERATOR.
     - 3.1.2. THE BAS SHALL BE PROGRAMMED TO RECORD HISTORIES OF ALL DIGITAL AND HARDWIRED POINTS.
   - 3.2. ALARMS
     - 3.2.1. ALARM MESSAGES SHALL BE DISPLAYED AT THE OPERATORS WORKSTATION.
     - 3.2.2. ALL SENSORS AND VARIABLES SHALL BE CAPABLE OF HIGH/LOW ALARM POINTS. AS A MINIMUM, THE FOLLOWING SHALL BE ALARMED AFTER APPROPRIATE TIME DELAYS:
       - 3.2.2.1. IF THE TEMPERATURE FROM T-1 IS DEVIATING MORE THAN 5F FROM THE SETPOINT WHILE SYSTEM IS IN HOT WATER OPERATION MODE.
       - 3.2.2.2. IF THE TEMPERATURE FROM T-3 IS DEVIATING MORE THAN 5F FROM THE CHWST MEASURED AT THE CHILLED WATER PLANT WHILE SYSTEM IS IN CHILLED WATER OPERATION MODE.

BID SET	05/04/2026
Revisions:	Date:

CONSULTANT

DAVENERGY SOLUTIONS
2207 GARNET AVE, SUITE I
SAN DIEGO, CA 92109
619-770-8552

DESIGNER OF RECORD

A/E:
DAVENERGY SOLUTIONS
2207 GARNET AVE, SUITE I
SAN DIEGO, CA 92109
619-770-8552

STAMP

PROFESSIONAL ENGINEER JUSTIN M. MALKOWSKI NO. M 47162 MECHANICAL STATE OF CALIFORNIA
05/04/2026

Office of Construction and Facilities Management

VA U.S. Department of Veterans Affairs

Drawing Title: SEASONAL CHANGE OVER VALVE SEQUENCE OF OPERATIONS	Phase: BID SET	Project Title: REPLACE AND EXPAND CHILLED WATER INFRASTRUCTURE, BUILDING 1 AND OPC	Project Number: 570-20-308
			Building Number: N/A
Approved: PROJECT DIRECTOR	-	Location: FRESNO VA HOSPITAL, 2615 E CLINTON AVE, FRESNO, CA 93703	Drawing Number: M-704
		Issue Date: 05/04/2026 · Checked: JMM · Drawn: JM	

VA FORM 08 - 6231

Autodesk Docs://222010 VA Fresno Chilled Water Infrastructure/570-20-308 VA CA Fresno Chilled Water Infrastructure_MECH-R23.rvt

5/3/2026 5:13:11 PM

Seasonal change over valve control points

BID SET	05/04/2026
Revisions:	Date:

CONSULTANT

DAVENERGY SOLUTIONS
2207 GARNET AVE, SUITE I
SAN DIEGO, CA 92109
619-770-8552

DAVENERGY SOLUTIONS
ENGINEERING | CONSTRUCTION MANAGEMENT

DESIGNER OF RECORD

A/E:
DAVENERGY SOLUTIONS
2207 GARNET AVE, SUITE I
SAN DIEGO, CA 92109
619-770-8552

DAVENERGY SOLUTIONS
ENGINEERING | CONSTRUCTION MANAGEMENT

STAMP

PROFESSIONAL ENGINEER
JUSTIN M. MILLER
M 41762
MECHANICAL
STATE OF CALIFORNIA
05/04/2026

Office of Construction and Facilities Management

VA U.S. Department of Veterans Affairs

Drawing Title: SEASONAL CHANGE OVER VALVE CONTROL POINT SCHEDULE

Approved: PROJECT DIRECTOR

Phase: BID SET

-

Project Title: REPLACE AND EXPAND CHILLED WATER INFRASTRUCTURE, BUILDING 1 AND OPC

Location: FRESNO VA HOSPITAL
2615 E CLINTON AVE, FRESNO, CA 93703

Issue Date: 05/04/2026
Checked: JMM
Drawn: JM

Project Number: 570-20-308
Building Number: N/A
Drawing Number: M-705

Autodesk Docs://222010 VA Fresno Chilled Water Infrastructure/570-20-308 VA CA Fresno Chilled Water Infrastructure_MECH-R23.rvt
5/3/2026 5:13:12 PM
VA FORM 08 - 6231

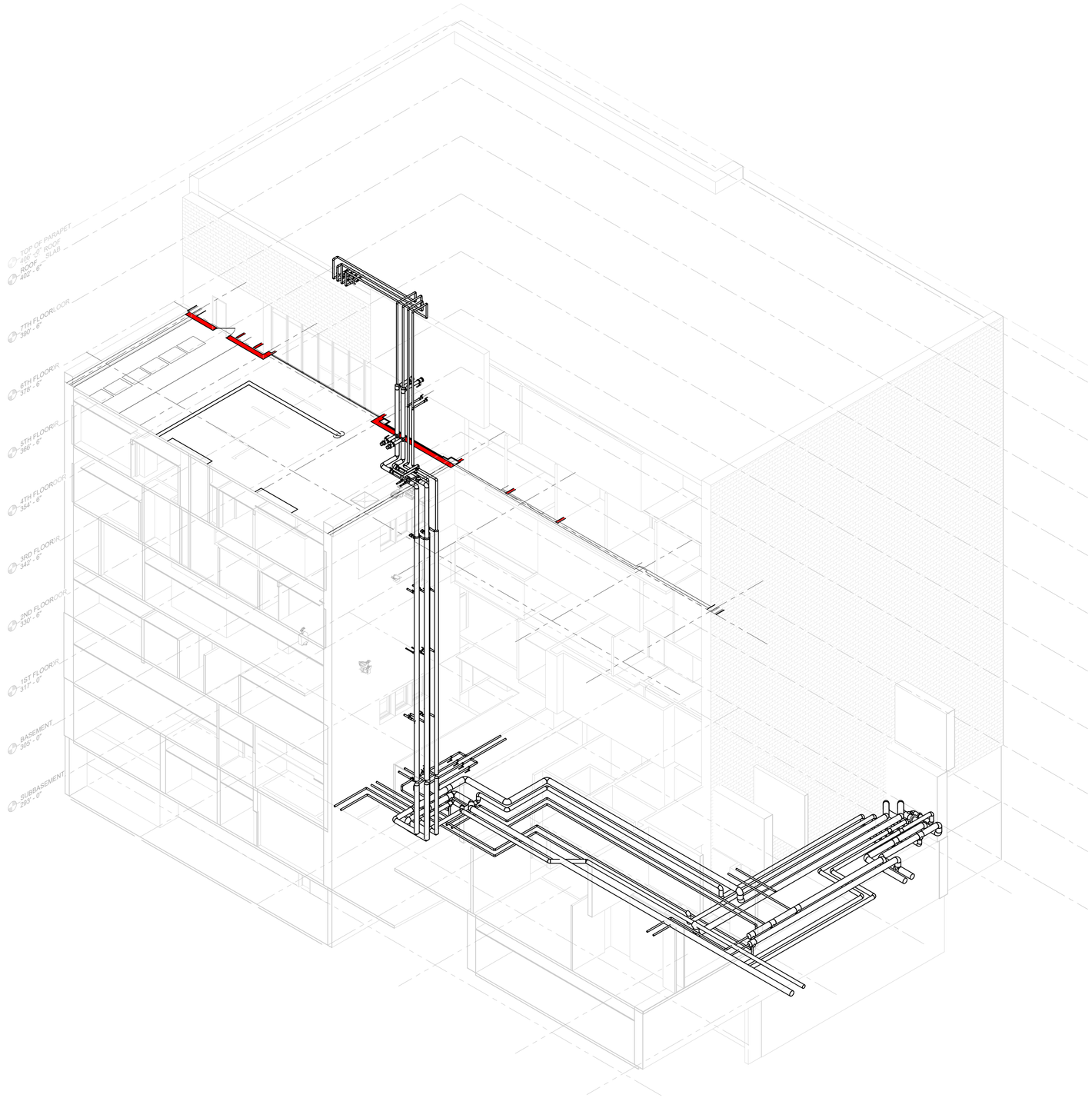

1 Riser Isometric View

SHEET NOTES:

1. PIPE SIZES FOR OPC PIPING WILL BE DETERMINED AFTER THE TERMINAL UNITS IN THE AREA ARE VERIFIED.
2. DRAWINGS ARE DIAGRAMMATIC IN NATURE. IT IS THE RESPONSIBILITY OF CONTRACTOR TO VERIFY EXISTING PIPING AND EQUIPMENT LOCATIONS. REPORT ANY DISCREPANCIES BETWEEN PLANS AND SITE CONDITIONS TO A/E. CONTRACTOR SHALL COORDINATE INSTALLATION ROUTING WITH ALL OTHER TRADES AND EXISTING CONDITIONS.
3. NEW PIPE INSULATION SHALL COMPLY WITH SPECIFICATION SECTION 23 07 11. COORDINATE PIPE ROUTING AND CLEARANCES WITH ALL DISCIPLINES ACCORDINGLY.

KEY NOTES:

KEY PLAN

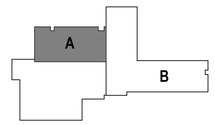

BID SET	05/04/2026
Revisions:	Date:

CONSULTANT

DAVENERGY SOLUTIONS
2207 GARNET AVE, SUITE I
SAN DIEGO, CA 92109
619-770-8552

DESIGNER OF RECORD

A/E:
DAVENERGY SOLUTIONS
2207 GARNET AVE, SUITE I
SAN DIEGO, CA 92109
619-770-8552

STAMP

PROFESSIONAL ENGINEER
JUSTIN M. MILLER
M 41763
REGISTERED MECHANICAL ENGINEER
STATE OF CALIFORNIA
05/04/2026

Office of Construction and Facilities Management

VA U.S. Department of Veterans Affairs

Drawing Title: MECHANICAL RISER ISOMETRIC DIAGRAM	Phase: BID SET	Project Title: REPLACE AND EXPAND CHILLED WATER INFRASTRUCTURE, BUILDING 1 AND OPC	Project Number: 570-20-308
Approved: PROJECT DIRECTOR	-	Location: FRESNO VA HOSPITAL, 2615 E CLINTON AVE, FRESNO, CA 93703	Building Number: N/A
		Issue Date: 05/04/2026 · Checked: JMM · Drawn: JM	Drawing Number: MP901

VA FORM 08 - 6231

Autodesk Docs://2230/10 VA Fresno Chilled Water Infrastructure/570-20-308 VA CA Fresno Chilled Water Infrastructure_MECH-R23.rvt 5/3/2026 5:13:17 PM

ABBREVIATIONS

1PH	SINGLE-PHASE	FVNR	FULL VOLTAGE NON-REVERSING
1P	SINGLE POLE	FVR	FULL VOLTAGE REVERSING
2/C	TWO-CONDUCTOR	G	ELECTRICAL GROUND
3/C	THREE-CONDUCTOR	GEN	GENERATOR
3PH	THREE-PHASE	GFCI	GROUND FAULT CIRCUIT INTERRUPTER
4/C	FOUR-CONDUCTOR	GFP	GROUND FAULT PROTECTION
4W	FOUR-WIRE	GTB	GENERATOR TAP BOX
A/C UNIT	AIR CONDITIONING UNIT	HID	HIGH INTENSITY DISCHARGE
A/E	ARCHITECT/ENGINEER	HOA	HAND-OFF-AUTOMATIC
AAP	ALARM ANNUNCIATOR PANEL	HP	HORSEPOWER
AC	ALTERNATING CURRENT OR ARMORED CABLE	HT	HEIGHT
ACC	ACCESSIBLE	HZ	HERTZ
ADDL	ADDITIONAL	IESNA	ILLUMINATION ENGINEERING SOCIETY OF NORTH AMERICA
ADJ	ADJACENT, ADJOINING	IMC	INTERMEDIATE METAL CONDUIT
AF	AMPERE FRAME OR AMP FUSE	INCAND	INCANDESCENT
AFC	ABOVE FINISHED COUNTER, AUTOMATIC FREQUENCY CONTROL, OR AVAILABLE FAULT CURRENT	IR	INFRARED
		IWH	INSTANTANEOUS WATER HEATER
AFCI	ARC-FAULT CURRENT INTERRUPTER	J-BOX	JUNCTION BOX
		kV	KILOVOLT
AFF	ABOVE FINISHED FLOOR	kVA	KILOVOLT AMPERE
AFG	ABOVE FINISHED GRADE	kVAh	KILOVOLT AMPERE PER HOUR
Ah	AMPERE HOUR	kVAR	KILOVOLT AMPERE REACTIVE
AHJ	AUTHORITY HAVING JURISDICTION	kW	KILOWATT
AIC	AMPERE INTERRUPTING CAPACITY	kWh	KILOWATT HOUR
ALT	ALTERNATE	kWhM	KILOWATT HOUR METER
AMB	AMBIENT	LED	LIGHT EMITTING DIODE
AMP	AMPERE	LF	LINEAR FEET (FOOT)
ASC	AMPS SHORT CIRCUIT	LP	LIGHT POLE
AT	AMPERE TRIP	LPS	LOW PRESSURE SODIUM
ATS	AUTOMATIC TRANSFER SWITCH	LRA	LOCKED ROTOR AMPS
AUTO	AUTOMATIC	LT	LIGHT
AV	AUDIO VISUAL	LTG	LIGHTING
BAT	BATTERY	LTG PNL	LIGHTING PANEL
BD	BOARD	LTNG	LIGHTNING
BFF	BELOW FINISH FLOOR	LV	LOW VOLTAGE
BLDG	BUILDING	MAX	MAXIMUM
BRKR	BREAKER	MC	METAL-CLAD
BYP	BY PASS	MCA	MINIMUM CIRCUIT AMPS
C	CONDUIT	MCB	MAIN CIRCUIT BREAKER
CAB	CABINET	MCC	MOTOR CONTROL CENTER
CALC	CALCULATE	MECH	MECHANICAL
CAP	CAPACITY	MH	MANHOLE
CAT	CATALOG	MIN	MINIMUM
CATV	COMMUNITY ANTENNA	MOCP	MAXIMUM OVERCURRENT PROTECTION
CCR	CONTROL CONTACTOR		
CCTV	CLOSED CIRCUIT TELEVISION	MLO	MAIN LUGS ONLY
cd	CANDELA	MT	MOUNT
CD	CONSTRUCTION DOCUMENTS	MTD	MOUNTED
CF	CONTRACTOR FURNISHED	MTG	MOUNTING
CF/CI	CONTRACTOR FURNISHED CONTRACTOR INSTALLED	MTS	MANUAL TRANSFER SWITCH
		MV	MEDIUM VOLTAGE
CF/OI	CONTRACTOR FURNISHED OWNER INSTALLED	MVA	MEGAVOLT-AMPERE
		MW	MEGAWATT
PANEL	CONTRACTOR	NA	NOT APPLICABLE
CFE	CONTRACTOR FURNISHED EQUIPMENT	NC	NORMALLY CLOSED
		NEC	NATIONAL ELECTRICAL CODE
CHW	CHILLED WATER	NEMA	NATIONAL ELECTRICAL MANUFACTURERS ASSOCIATION
CHWP	CHILLED WATER PUMP		
CKT	CIRCUIT		
CKT BRKR	CIRCUIT BREAKER OR C/B	NEUT	OR N NEUTRAL
CLF	CURRENT LIMITING FUSE	NFPA	NATIONAL FIRE PROTECTION ASSOCIATION
CLG	CEILING		
COAX	COAX CABLE	NIC	NOT IN CONTRACT
COMM	COMMUNICATION	NL	NIGHT LIGHTION
COMPT	COMPARTMENT	NO	NORMALLY OPEN
CONC	CONCRETE	NTS	NOT TO SCALE
CONT	CONTINUE	OC	ON CENTER
CONTR	CONTRACTOR	OD	OUTSIDE DIAMETER
COORD	COORDINATE	OL	OVERLOAD
CPT	CONTROL POWER TRANSFORMER	P	POLEURNISHED/CONTRACTOR
		PB	PULL BOX
CRI	COLOR RENDERING INDEX	PEC	PHOTOELECTRIC CELL
CT	CURRENT TRANSFORMER	PED	PEDESTAL
CTV	CABLE TELEVISION	PEND	PENDANT
CU	COPPER	PF	POWER FACTOR
CUR	CURRENT	PH	PHASE
dB	DECIBEL	PNL	PANEL
DC	DIRECT CURRENT	PT	POTENTIAL TRANSFORMER
DCP	DIMMER CONTROL PANEL	PVC	POLYVINYL CHLORIDE (PLASTIC)
DEG C	DEGREES CELSIUS	PWR	POWER
DEG F	DEGREES FAHRENHEIT	RCP	REFLECTED CEILING PLAN
DEMO	DEMOLITION	REC	RECESSED
DIAG	DIAGRAM	RECPT	RECEPTACLE
DISC	DISCONNECT	RM	ROOM
DISTR PNL	DISTRIBUTION PANEL	RMS	ROOT MEAN SQUARE
DMR SW	DIMMER SWITCH	REQD	REQUIRED
DPDT	DOUBLE POLE, DOUBLE THROW	SCC	SHORT CIRCUIT CAPACITY
DPST	DOUBLE POLE, SINGLE THROW	SD	SMOKE DETECTOR
DRSW	DOOR SWITCH	SF	SQUARE FOOT (FEET)
DS	DISCONNECT SWITCH	SHT	SHEET
DWG	DRAWING	SI	INTERNATIONAL SYSTEM OF
EL	ELEVATION	SPEC	SPECIFICATION
ELEC	ELECTRIC OR ELECTRICAL	SPST	SINGLE POLE, SINGLE THROW
ELEV	ELEVATOR	SURF	SURFACE
EMER	EMERGENCY	SW	SWITCH
EMI	ELECTROMAGNETIC INTERFERENCE	SWBD	SWITCHBOARD
		SWGR	SWITCHGEAR
EMT	ELECTRICAL METALLIC TUBING	TEL	TELEPHONE
ENCL	ENCLOSURE	TV	TELEVISION
EPO	EMERGENCY POWER OFF	TYP	TYPICAL
EPRF	EXPLOSION PROOF	UFD	UNDERFLOOR DUCT
ESMT	EASEMENT	UGND	UNDERGROUND
EWC	ELECTRIC WATER COOLER	UL	UNDERWRITERS LABORATORY
EWH	ELECTRIC WATER HEATER	UON	UNLESS OTHERWISE NOTED
EXIST	OR EXISTING	UPS	UNINTERRUPTIBLE POWER
FA	FIRE ALARM	UTIL	UTILITY
FAAP	FIRE ALARM ANNUNCIATOR PANEL	V	VOLT
		VA	VOLT AMPERE
FACP	FIRE ALARM CONTROL PANEL	VAR	VOLT AMPERE REACTIVE
FC	FOOTCANDLE	VFD	VARIABLE FREQUENCY DRIVE
FIXT	FIXTURE	VOLT	VOLTAGE
FLA	FULL LOAD AMPS	W	WATT
FLUOR	FLUORESCENT	WH	WATER HEATER
FP	FIRE PROTECTION	WP	WEATHERPROOF
FT	FEET OR FOOT	XFER	TRANSFER
FU SW	FUSED SWITCH	XFMR	TRANSFORMER

ELECTRICAL SYMBOLS - DIAGRAM

- DELTA CONNECTION
- MOTOR, SINGLE-PHASE
- MOTOR, THREE-PHASE
- TRANSFORMER
- WYE CONNECTION
- EARTH GROUND
- JUNCTION BOX
- PB — PULL BOX
- SWITCH, MULTIPOSITION
- SWITCH, SINGLE BREAK
- NORMALLY CLOSED RELAY CONTACT
- NORMALLY OPEN RELAY CONTACT
- HV DRAWOUT FUSE
- LV FUSE WITH RATING
- LV FUSE DISCONNECT
- CIRCUIT BREAKER
- DRAWOUT AIR CIRCUIT BREAKER
- PM — POWER METER
- L E N — AUTOMATIC TRANSFER SWITCH
- TK — TURN KEY
- 50 — RELAY; NUMBER INDICATES RELAY TYPE
  50 = INSTANTANEOUS OVERCURRENT OR RATE-OF-RISE
  51 = AC-TIME OVERCURRENT
  67 = AC-DIRECTIONAL OVERCURRENT
  86 = LOCKING OUT
- PUSH BUTTON
- DISCONNECT SWITCH, FUSED
- DISCONNECT SWITCH, UNFUSED
- STARTER, COMBINATION WITH DISCONNECT SWITCH
- STARTER OR MOTOR CONTROLLER
- BATTERY
- CAPACITOR
- METER BOXED
- M — METER LEFT
- M — METER RIGHT
- M M — METER
- A — AMMETER
- V — VOLTMETER
- W — WATTMETER
- WH — WATT-HOUR METER
- G — GENERATOR, POWER
- NOTE: OPEN TO ADD 2 LETTERS OF TEXT
- 1 — REVISION DELTAS
- # — SHEET NOTES
- #-#-#-# — FAULT CURRENT TAG
- (E) OR BLANK #-#-# — SCHEDULE TAG
- #-#-#-# — CONDUIT AND WIRE TAG
- CONDUIT CAP
- CONTINUATION

ELECTRICAL SYMBOLS - POWER PLAN

- MOTOR, SINGLE-PHASE
- MOTOR, THREE-PHASE
- T — TRANSFORMER, PLAN
- WYE CONNECTION
- DUCT, CELL FLOOR HEADER
- DUCT, TROLLEY
- DUCT, UNDERFLOOR JUNCTION BOX
- EARTH GROUND
- JUNCTION BOX
- LADDER CABLE TRAY
- BRANCH CIRCUIT HOMERUN. LINES INDICATE NUMBER OF CIRCUITS, NEUTRAL, AND SWITCH LEG CONDUCTORS. ONE SEPARATE GREEN GROUNDING CONDUCTOR SHALL BE PROVIDED FOR EACH HOMERUN; NOT SHOWN
- PULL BOX
- WIREWAY
- SUBSTATION
- HI VOLTAGE SWITCH ON CONCRETE PAD
- LOW VOLTAGE SWITCH ON CONCRETE PAD
- BUSWAY
- PUSH BUTTON
- DISTRIBUTION PANEL
- PANELBOARD, FLUSH MOUNTED
- PANELBOARD, SURFACE MOUNTED
- RECEPTACLE, CLOCK HANGER
- RECEPTACLE, DUPLEX
- RECEPTACLE, DUPLEX ON EMERGENCY POWER
- RECEPTACLE, DUPLEX WITH GROUND FAULT CIRCUIT INTERRUPTER
- RECEPTACLE, QUADRAPLEX
- RECEPTACLE, SINGLE
- RECEPTACLE, SINGLE WITH SWITCH
- RECEPTACLE, SPECIAL PURPOSE
  A = 120V, 20A, 1 PHASE, 2-POLE, 3W, NEMA 5-20R.
  B = 208V, 20A, 1 PHASE, 2-POLE, 3W, NEMA 6-20R.
  C = 120V, 30A, 1 PHASE, 2-POLE, 3W, NEMA 5-30R.
  D = 208V, 30A, 1 PHASE, 2-POLE, 3W, NEMA 6-30R.
  E = 208V, 60A, 1 PHASE, 3-POLE, 4W, NEMA 14-60R.
  F = 208V, 30A, 3 PHASE, 3-POLE 4W, NEMA 15-30R.
  G = 208V, 50A, 3 PHASE, 3 POLE, 4W, NEMA 15-30R.
  H = 208V, 60A, 3 PHASE, 3 POLE, 4W, NEMA 15-60R.
- RECEPTACLE, SWITCHED DUPLEX
- DROP CORD, SINGLE CONVENIENCE OUTLET, 3-WIRE, GROUNDING TYPE, 20A, W/#12 CONDUCTORS IN FLEXIBLE CORD (CENTER LINE OF OUTLET: 6'-6" [1981mm] AFF, MINIMUM).
- ELECTRICAL STRIP MOLD (OUTLETS ON 2'-0" [610mm] CENTERS OR AS DESIGNATED ON DRAWINGS), MTD 3'-6" [1067mm] AFF OR AS INDICATED.
- DISCONNECT SWITCH, FUSED
- DISCONNECT SWITCH, UNFUSED
- STARTER, COMBINATION WITH DISCONNECT SWITCH
- STARTER OR MOTOR CONTROLLER
- SWITCH
  F = FUSED SWITCH — K = KEY OPERATED
  L = LOCK — LM= LOW VOLTAGE MASTER
  M = MANUAL MOTOR STARTING — MC= MOMENTARY CONTACT
  MP= MOTOR SNAP WITH PILOT LIGHT (THERMAL TYPE) — P = WITH PILOT LIGHT
  PB= PUSH BUTTON STATION — RC= REMOTE CONTROL
  WP= WEATHER PROOF — X = EXPLOSION PROOF
- 1 — REVISION DELTAS
- # — KEY NOTE
- #-#-#-# — FAULT CURRENT TAG
- (E) OR BLANK #-#-# — SCHEDULE TAG
- #-#-#-# — CONDUIT AND WIRE TAG

ELECTRICAL SYMBOLS - LIGHTING PLAN

- SWITCH, CEILING MOUNTED PULL
- SWITCH (# SUBSCRIPT AS INDICATED BELOW):
  BLANK = SINGLE POLE — 2 = DOUBLE POLE
  3 = THREE-WAY — 4 = FOUR-WAY
  D = DIMMER — K = KEY OPERATED
  LV= LOW VOLTAGE — P = WITH PILOT LIGHT
  LM= LOW VOLTAGE MASTER — RC= REMOTE CONTROL
  PB= PUSH BUTTON STATION — WP= WEATHER PROOF
  T = TIMER OPERATED — Mo= OCCUPANCY SENSOR
- RECESSED DOWNLIGHT FIXTURE, LETTER INDICATES TYPE.
- LIGHT FIXTURE, RECESSED, 610x1220mm (2'x4'); LETTER INDICATES TYPE.
- LIGHT FIXTURE, RECESSED, 305x1220mm (1'x4'); LETTER INDICATES TYPE.
- LIGHT FIXTURE, RECESSED, 305x2439mm (1'x8'); LETTER INDICATES TYPE.
- LIGHT FIXTURE, SURFACE MOUNTED, 610x1220mm (2'x4'); LETTER INDICATES TYPE.
- LIGHT FIXTURE, SURFACE MOUNTED, 305x1220mm (1'x4'); LETTER INDICATES TYPE.
- LIGHT FIXTURE, SURFACE MOUNTED, 305x2439mm (1'x8'); LETTER INDICATES TYPE.
- LIGHT FIXTURE, EMERGENCY; LETTER INDICATES TYPE.
- LIGHT FIXTURE, RECESSED, 610x610mm (2'x2'); LETTER INDICATES TYPE.
- LIGHT FIXTURE, SURFACE MOUNTED, 2'x2' [610x610mm]; LETTER INDICATES TYPE.
- LIGHT TRACK WITH HEADS AS SHOWN
- LIGHT FIXTURE, STRIP; LETTER INDICATES TYPE.
- LIGHT FIXTURE, WALL MOUNTED
- LIGHTING, ONE HEAD EMERGENCY BATTERY POWER
- LIGHTING, TWO HEAD EMERGENCY BATTERY POWER
- LIGHTING, THREE HEAD EMERGENCY BATTERY POWER
- STREET LIGHT WITH BRACKET
- LIGHT POLE, ONE LUMINAIRE
- LIGHT POLE, TWO LUMINAIRES
- LIGHT POLE, POST TOP MOUNT LUMINAIRE
- LIGHTING WALL PACK, EXTERIOR BUILDING
- EXIT SIGN, WALL MOUNTED WITH DIRECTIONAL ARROWS AND FACES AS SHOWN
- EXIT SIGN, CEILING MOUNTED WITH DIRECTIONAL ARROWS AND FACES AS SHOWN
- LIGHT FIXTURE, BOLLARD
- 1 — REVISION DELTAS
- # — SHEET NOTES
- (E) OR BLANK #-#-#-# — SCHEDULE TAG

GENERAL NOTES

1. ALL WORK SHALL BE PERFORMED IN A CLEAN AND WORKMANLIKE MANNER. CARE SHALL BE EXERCISED TO MINIMIZE ALL INCONVENIENCE OR DISTURBANCE TO OTHER AREAS OF THE BUILDING WHICH ARE TO REMAIN IN OPERATION. ISOLATE WORK AREAS BY MEANS OF TEMPORARY PARTITIONS AND/OR TARPS TO KEEP DUST AND DIRT WITHIN THE CONSTRUCTION AREA.
2. ALL ITEMS INDICATED AS BEING DEMOLISHED OR REMOVED SHALL BE DISPOSED OF OFF-SITE.
3. ALL SHUT DOWNS OF EXISTING SYSTEMS SHALL BE SCHEDULED AND APPROVED BY THE COR PRIOR TO COMMENCEMENT OF SAID WORK.
4. CLEAN THE JOB SITE DAILY AND REMOVE FROM THE PREMISES ALL DIRT AND DEBRIS CAUSED BY THE PERFORMANCE OF THE WORK INCLUDED IN THIS CONTRACT.
5. USE OF THE OWNER'S ELEVATORS AND BUILDING CORRIDORS FOR THE HANDLING OF NEW AND/OR REMOVED EQUIPMENT AND MATERIALS SHALL BE AT THE DIRECTION OF THE COR AND SHALL BE COORDINATED WITH HIS OPERATIONS.
6. EXCEPT WHERE INDICATED AS BEING RELOCATED, EXISTING MATERIALS THAT ARE REMOVED SHALL NOT BE REUSED IN NEW SYSTEMS.
7. WHERE USED, THE TERM "PROVIDE" SHALL MEAN "FURNISH AND INSTALL".
8. USE OF OWNER'S UTILITIES (I.E. ELECTRICITY, WATER, HVAC, ETC.) FOR WORK INDICATED ON THESE DOCUMENTS SHALL BE APPROVED BY THE COR PRIOR TO COMMENCEMENT OF SAID WORK.
9. ALL SUSPENDED PIPING, DUCTWORK, CONDUIT AND CABLE TRAYS SHALL BE PROVIDED WITH, SEISMIC SWAY BRACES IN ACCORDANCE WITH THE MASON INDUSTRIES SEISMIC RESTRAINT GUIDELINES FOR SUSPENDED PIPING, DUCTWORK AND ELECTRICAL SYSTEMS AND THE APPLICABLE CODES. INSTALLED SYSTEM SHALL MATCH EXISTING, RIGID OR CABLE TYPE.
10. NOT ALL SYMBOLS, ABBREVIATIONS AND EQUIPMENT ABBREVIATIONS INDICATED APPEAR ON THESE CONTRACT DRAWINGS
11. ALL FINAL LOCATIONS AND ARRANGEMENTS OF LIGHTING FIXTURES SHALL BE OBTAINED FROM THE ARCHITECTURAL REFLECTED CEILING PLAN.
12. LIGHTING FIXTURES WITH MORE THAN TWO LAMPS SHALL HAVE TWO OUTER LAMPS CONTROLLED WITH ONE SWITCH AND INNER LAMP(S) CONTROLLED BY A SECOND SWITCH.
13. EACH BRANCH CIRCUIT HOMERUN SHALL HAVE NO MORE THAN THREE CIRCUITS. EACH BRANCH CIRCUIT HOMERUN SHALL HAVE A SEPARATE GREEN INSULATED EQUIPMENT GROUNDING CONDUCTOR.
14. MULTI-GANG BACKBOXES FOR DIFFERENT VOLTAGES AND TYPES OF EMERGENCY AND NORMAL BRANCH WIRING DEVICES SHALL HAVE DIVIDERS BETWEEN DEVICES.

GENERAL DEMOLIION NOTES

1. SCHEDULE ALL SHUTDOWNS THAT AFFECT UTILITIES AND PORTIONS OF THE BUILDING THAT MUST REMAIN IN OPERATION WITH THE :.COR.
2. DEMOLITION WORK AT ALL TIMES SHALL BE SUBJECT TO THE DIRECTION AND APPROVAL OF THE COR AND CARRIED OUT IN SUCH A MANNER SO AS NOT TO INTERFERE WITH THE NORMAL OPERATION OF THE BUILDING.
3. DISPOSE OF ALL REMOVED MATERIALS IN AN APPROVED MANNER.
4. FOR EXISTING EQUIPMENT, SUCH AS LIGHTING FIXTURES, WIRING DEVICES, CONDUITS, ETC., SHOWN ON PLANS TO BE REMOVED, COMPLETELY CUT/CAP CONDUITS AT THE AREA OF WORK PERIMETER AND REMOVE CONDUIT WITHIN THE WORK AREA, DISCONNECT WIRING AT THE OVERCURRENT PROTECTIVE DEVICE AND REMOVE WIRING COMPLETELY FROM THE ABANDONED CONDUITS.
5. DISCONNECT ALL ABANDONED WIRING OF ALL TYPES AT THE OVERCURRENT PROTECTIVE DEVICE. COMPLETELY REMOVE ALL ABANDONED WIRING.
6. MAINTAIN AND RESTORE, IF INTERRUPTED, ALL CONDUITS AND CONDUCTORS PASSING THROUGH RENOVATED AREAS AND SERVICING UNDISTURBED AREAS.
7. COORDINATE WITH COR ON REMOVAL AND PLACEMENT OF EQUIPMENT NOTED TO BE TURNED OVER TO COR. FOR EQUIPMENT NOT DESIRED BY COR, CONTRACTOR SHALL REMOVE OFF SITE IN AN APPROVED MANNER.

ALL ITEMS SHOWN AS THIN LINEWORK ARE EXISTING. ALL ITEMS SHOWN AS BOLD LINEWORK ARE NEW.

ALL ITEMS SHOWN WITH DIAGONAL HATCHING ARE TO BE DEMOLISHED. RE-USE EXISTING CONDUIT WHERE POSSIBLE.

ELECTRICAL SHEET LIST

Sheet Number	Sheet Name
E-001	ELECTRICAL COVER SHEET
ED-101B	SUB-BASEMENT DEMOLITION PLAN - EAST
ED-102A	BASEMENT DEMOLITION PLAN - WEST
ED-103A	1ST FLOOR DEMOLITION PLAN - WEST
ED-103B	1ST FLOOR DEMOLITION PLAN - EAST
ED-104B	2ND FLOOR DEMOLITION PLAN - EAST
ED-105B	3RD FLOOR DEMOLITION PLAN - EAST
EP-101B	SUB-BASEMENT POWER PLAN - EAST
EP-102A	BASEMENT POWER PLAN - WEST
EP-103A	1ST FLOOR POWER PLAN - WEST
EP-103B	1ST FLOOR POWER PLAN - EAST
EP-104B	2ND FLOOR POWER PLAN - EAST
EP-105B	3RD FLOOR POWER PLAN - EAST
EP-108A	6TH FLOOR POWER PLAN - WEST
E-601	ELECTRICAL SINGLE LINE DIAGRAMS AND SCHEDULES

ELECTRICAL LAYERS

- BACKGROUND
- COLUMN LINE
- DEMOLITION
- EXISTING
- NEW
- DIAGRAM ENCLOSURE
- RELOCATE
- SCOPE
- TEXT
- FENCE
- SITE EQUIPMENT
- SITE PARKING / CURB
- SITE SIDEWALK
- BUILDING OUTLINE
- PLAN DRAWINGS - ABOVE GROUND CONDUIT
- PLAN DRAWINGS - BELOW GROUND CONDUIT
- DIAGRAM DRAWINGS - INTERLOCK CONNECTIONS

EQUIP. ABBREVIATIONS

AAHX	AIR TO AIR HEAT EXCHANGER	CUH	CABINET UNIT HEATER	HRC	HEAT RECOVERY COIL	RF	RETURN FAN
ACC	AIR COOLED CONDENSER	CWCC	CHILLED WATER COOLING COIL	HRD	HEAT RECOVERY DEVICE	RHC	REHEAT COIL
ACCH	AIR COOLED CHILLER	CWP	CONDENSER WATER PUMP	HRP	HYDRONIC RADIANT (CEILING)	SAD	SOUND ATTENUATING DEVICE
ACCU	AIR COOLED CONDENSING UNIT	DXCC	DIRECT EXPANSION COOLING COIL	HRW	HEAT RECOVERY WHEEL	SF	SUPPLY FAN
ACU	AIR CONDITIONING UNIT	EC	EVAPORATIVE COOLER	HUM	HUMIDIFIER UNIT MOUNTED	SH	STEAM HUMIDIFIER
AF	AFTER FILTER	ECU	EVAPORATIVE CONDENSER UNIT	HVU	HEATING AND VENTILATING UNIT	SHC	STEAM HEATING COIL
AHU	AIR-HANDLING UNIT	EDH	ELECTRIC DUCT HEATER	HWC	HOT WATER COIL	SSHX	STEAM TO STEAM HEAT EXCHANGER
AS	AIR SEPARATOR	EF	EXHAUST FAN	HWHC	HOT WATER HEATING COIL		
B	BOILER	EH	EXHAUST HOOD	HWP	HEATING HOT WATER PUMP	ST	STEAM TRAP
BDR	BASE BOARD RADIATOR	ERC	ELECTRIC REHEAT COIL	HWUH	HOT WATER UNIT HEATER	SUH	STEAM UNIT HEATER
BHW	HOT WATER HEATING BOILER	ERP	ELECTRIC RADIANT PANEL	HX	HEAT EXCHANGER	SWHX	STEAM TO WATER HEAT EXCHANGER
BHX	BOILER BLOWDOWN HEAT EXCHANGER	ET	EXPANSION TANK	ICF	IN-LINE CENTRIFUGAL FAN		
		EUH	ELECTRIC UNIT HEATER	IU	INDUCTION UNIT	TU	TERMINAL UNIT
BT	BLOWOFF TANK	EWC	EVAPORATIVE WATER COOLER	LLHX	LIQUID TO LIQUID HEAT EXCHANGER	UC	UNIT COOLER
CC	COOLING COIL	FCU	FAN COIL UNIT (4 PIPE)			UH	UNIT HEATER
CCD	COOLING COIL CONDENSATE DRAIN	FCUC	FAN COIL UNIT COOLING ONLY	MAU	MAKE-UP AIR UNIT	VUH	VERTICAL UNIT HEATER
		FCUH	FAN COIL UNIT HEATING ONLY	P	PUMP	WCCH	WATER COOLED CHILLER
CFP	CHEMICAL FEED PUMP	FHX	FLUE GAS/FEEDWATER HEAT EXCHANGER	PF	PRE-FILTER	WCCU	WATER COOLED CONDENSING UNIT
CH	CHILLER			PHC	PREHEAT COIL		
CHP	CHILLED WATER PUMP	FPTU	FAN POWERED TERMINAL UNIT	PTAC	PACKAGED TERMINAL AIR CONDITIONER	WCHP	WATER COOLED HEAT PUMPS
COMP	COMPRESSOR UNIT	FTR	FIN TUBE RADIATION			WCPU	WATER COOLED PACKAGED UNIT
CP	CONDENSATE PUMP	H	HUMIDIFER	RAHX	ROTARY AIR HEAT EXCHANGER	WEF	WALL EXHAUST FAN
CS	CONDENSATE STORAGE TANK	HC	HEATING COIL	RCCH	REMOTE CONDENSER CHILLER	WF	WATER FILTER
CSG	CLEAN STEAM GENERATOR	HD	HOOD				
CT	COOLING TOWER	HP	HEAT PUMP	RCU	RECIPROCATING CHILLER UNIT		
CU	CONDENSING UNIT	HPDT	HIGH PRESSURE DRIP TRAP				

DRAWING SYMBOLS

- X / M-XXX — DETAIL NUMBER / DRAWING NUMBER
- X / M-XXX — SECTION LETTER / DRAWING NUMBER
- SAN / 1 — RISER SYSTEM / RISER NUMBER

BID SET	05/04/2026
Revisions:	Date:

CONSULTANT

DAVENERGY SOLUTIONS
2207 GARNET AVE, SUITE 1
SAN DIEGO, CA 92109
619-770-8552

DESIGNER OF RECORD

A/E:
DAVENERGY SOLUTIONS
2207 GARNET AVE, SUITE 1
SAN DIEGO, CA 92109
619-770-8552

STAMP: LICENSED PROFESSIONAL ENGINEER — DUANE NOWAK — E 25545 — ELECTRICAL — STATE OF CALIFORNIA — 5-4-26

Office of Construction and Facilities Management

VA U.S. Department of Veterans Affairs

Drawing Title: ELECTRICAL COVER SHEET	Phase: BID SET	Project Title: REPLACE AND EXPAND CHILLED WATER INFRASTRUCTURE, BUILDING 1 AND OPC	Project Number: 570-20-308
			Building Number:
Approved: Approver	FULLY SPRINKLERED	Location: FRESNO VA HOSPITAL, 2615 CLIFTON AVE, FRESNO, CA 90703	Drawing Number: E-001
		Issue Date: 05/04/2026 · Checked: DH · Drawn: SE	

VA FORM 08 - 6231

Autodesk Docs://220610 VA Fresno Chilled Water Infrastructure/570-20-308 VA CA Fresno Chilled Water Infrastructure_ELEC-R23.rvt 5/1/2026 4:59:13 PM

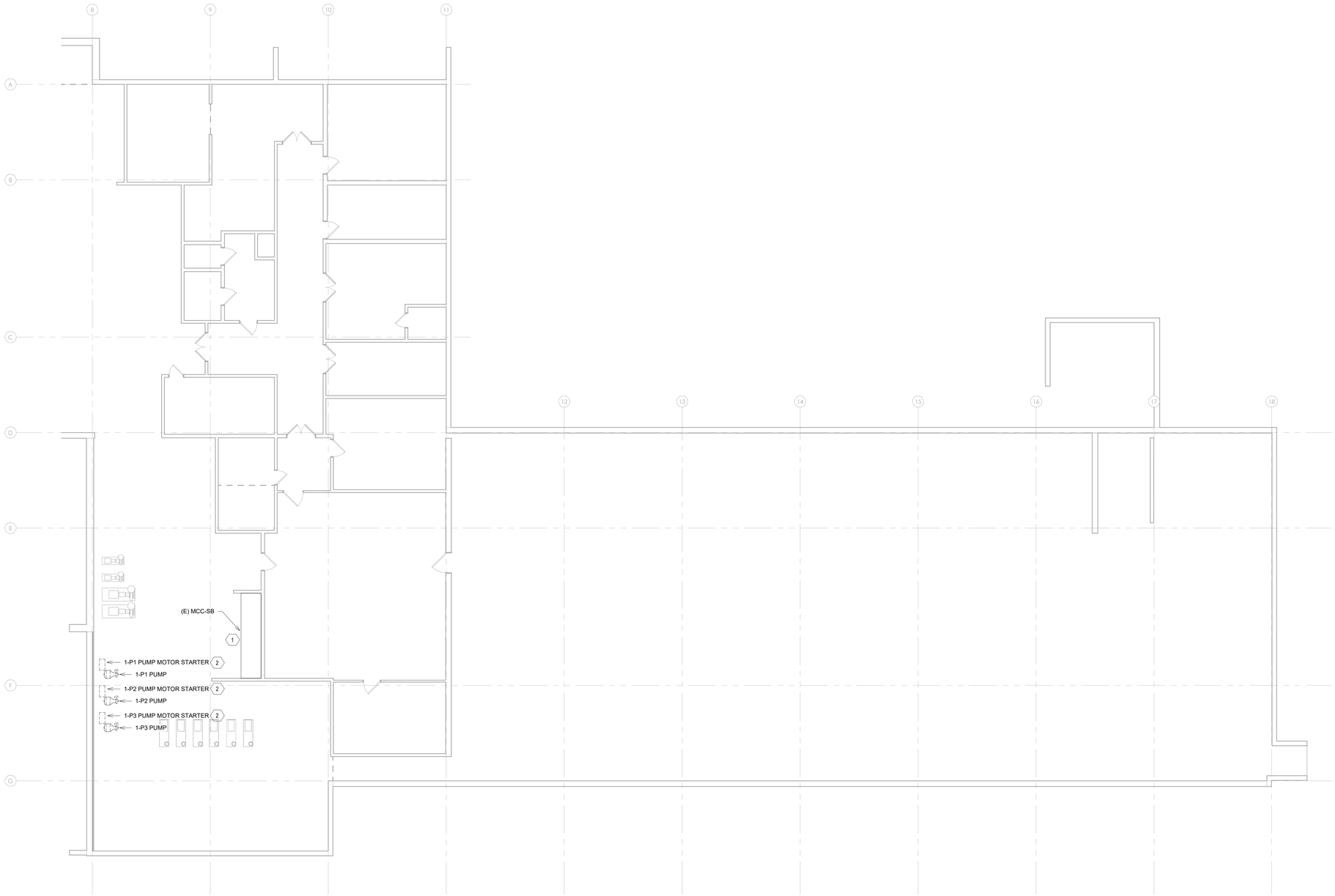

1 SUBBASEMENT - EAST - DEMO
1/8" = 1'-0"

SHEET NOTES:

1. DRAWINGS ARE DIAGRAMMATIC IN NATURE. IT IS THE RESPONSIBILITY OF CONTRACTOR TO VERIFY EXISTING CONDUIT AND EQUIPMENT LOCATIONS. REPORT ANY DISCREPANCIES BETWEEN PLANS AND SITE CONDITIONS TO A/E. CONTRACTOR SHALL COORDINATE INSTALLATION ROUTING WITH ALL OTHER TRADES AND EXISTING CONDITIONS.
2. CONTRACTOR SHALL COORDINATE ALL ELECTRICAL EQUIPMENT AND CONDUIT WITH ARCHITECTURAL, STRUCTURAL, AND MECHANICAL SYSTEMS. CONTRACTOR SHALL PROVIDE NECESSARY OFFSETS TO AVOID CONFLICTS AND TO MAINTAIN REQUIRED EQUIPMENT ACCESS AND SERVICEABILITY.
3. EXISTING CONDITIONS ARE BASED ON EXISTING PLANS AND FIELD VERIFICATION WHERE FEASIBLE. CONSTRUCTION AREA CONDITIONS MAY DIFFER FROM THOSE INDICATED.
4. MAINTAIN AND RESTORE, IF INTERRUPTED, ALL CONDUITS AND CONDUCTORS PASSING THROUGH RENOVATED AREAS AND SERVICING UNDISTURBED AREAS.
5. THE CONTRACTOR SHALL CONDUCT A SURVEY OF THE PROJECT AREA PRIOR TO COMMENCEMENT OF WORK TO IDENTIFY ANY EXISTING LIGHTING FIXTURES THAT MAY IMPEDE THE SCOPE OF WORK. ANY LIGHTING FIXTURES OBSTRUCTING THE WORK AREA SHALL BE REMOVED AND SECURELY STORED FOR REINSTALLATION UPON COMPLETION OF RELEVANT WORK.

KEY NOTES:

1. DISCONNECT AND REMOVE CIRCUIT BREAKERS FEEDING THE THREE (3) EXISTING PUMPS FROM THE MCC.
2. DISCONNECT AND REMOVE ALL ELECTRICAL EQUIPMENT ASSOCIATED WITH THE THREE (3) EXISTING PUMPS, INCLUDING MOTOR STARTERS, BRANCH CIRCUIT CONDUCTORS, CONDUIT, AND ASSOCIATED WIRING BACK TO THE SOURCE MOTOR CONTROL CENTER (MCC-SB) BUCKETS.

KEY PLAN

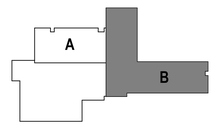

BID SET	05/04/2026
Revisions:	Date:

CONSULTANT

DAVENERGY SOLUTIONS
2207 GARNET AVE, SUITE 1
SAN DIEGO, CA 92109
619-770-8552

DAVENERGY SOLUTIONS ENGINEERING | CONSTRUCTION MANAGEMENT

DESIGNER OF RECORD

A/E:
DAVENERGY SOLUTIONS
2207 GARNET AVE, SUITE 1
SAN DIEGO, CA 92109
619-770-8552

DAVENERGY SOLUTIONS ENGINEERING | CONSTRUCTION MANAGEMENT

STAMP

LICENSED PROFESSIONAL ENGINEER
DUNNIE HOWARD
E 25545
ELECTRICAL
STATE OF CALIFORNIA
5-4-26

Office of Construction and Facilities Management

VA U.S. Department of Veterans Affairs

Drawing Title: SUB-BASEMENT DEMOLITION PLAN - EAST	Phase: BID SET	Project Title: REPLACE AND EXPAND CHILLED WATER INFRASTRUCTURE, BUILDING 1 AND OPC	Project Number: 570-20-308
Approved: Approver	FULLY SPRINKLERED	Location: FRESNO VA HOSPITAL, 2615 CLIFTON AVE, FRESNO, CA 90703	Building Number:
		Issue Date: 05/04/2026 · Checked: DH · Drawn: SE	Drawing Number: ED-101B

VA FORM 08 - 6231

Autodesk Docs://220/10 VA Fresno Chilled Water Infrastructure/570-20-308 VA CA Fresno Chilled Water Infrastructure_ELEC-R23.rvt 5/1/2026 4:59:15 PM

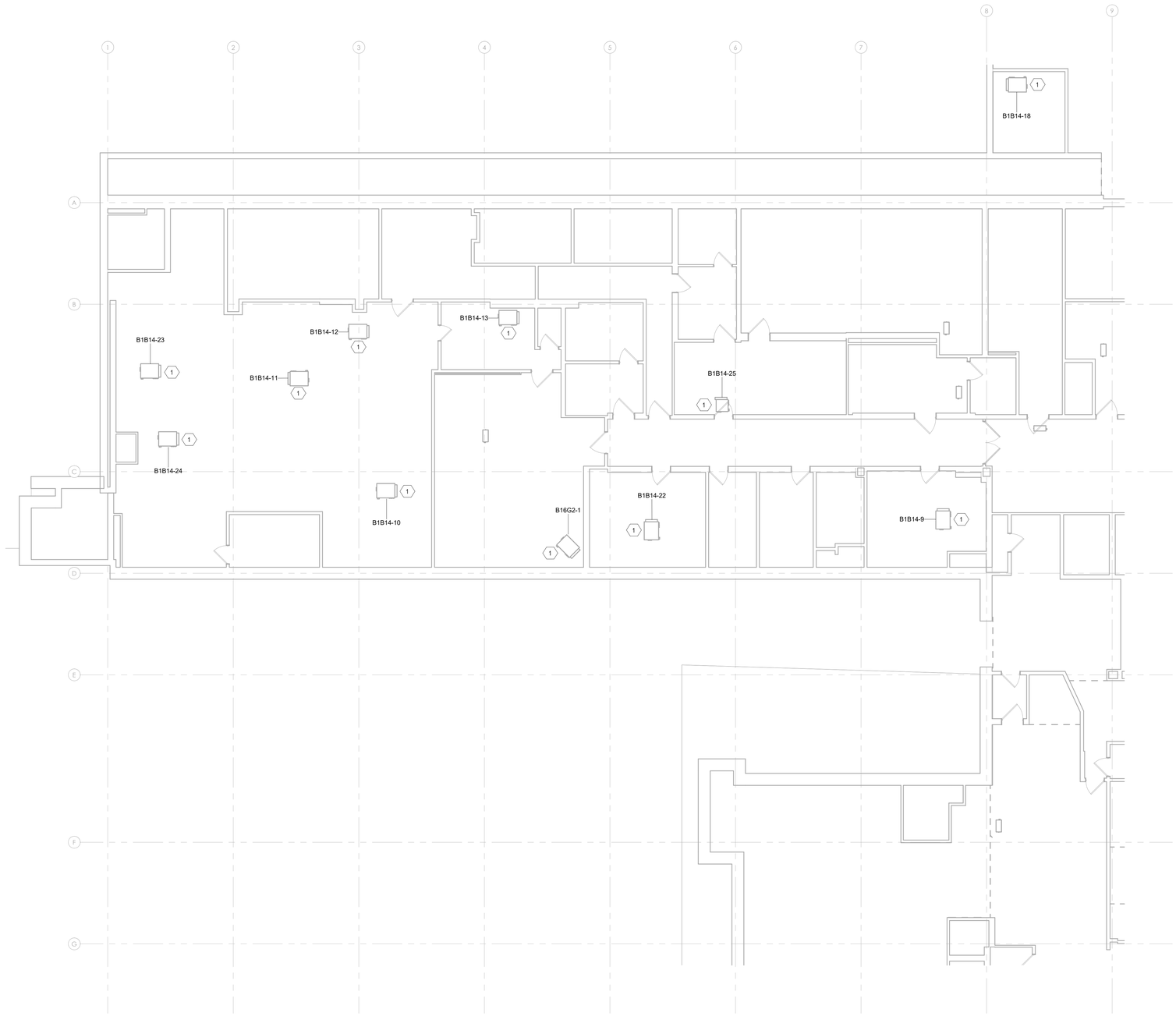

1 BASEMENT POWER PLAN - DEMO
1/8" = 1'-0"

SHEET NOTES:

1. DRAWINGS ARE DIAGRAMMATIC IN NATURE. IT IS THE RESPONSIBILITY OF CONTRACTOR TO VERIFY EXISTING CONDUIT AND EQUIPMENT LOCATIONS. REPORT ANY DISCREPANCIES BETWEEN PLANS AND SITE CONDITIONS TO A/E. CONTRACTOR SHALL COORDINATE INSTALLATION ROUTING WITH ALL OTHER TRADES AND EXISTING CONDITIONS.
2. CONTRACTOR SHALL COORDINATE ALL ELECTRICAL EQUIPMENT AND CONDUIT WITH ARCHITECTURAL, STRUCTURAL, AND MECHANICAL SYSTEMS. CONTRACTOR SHALL PROVIDE NECESSARY OFFSETS TO AVOID CONFLICTS AND TO MAINTAIN REQUIRED EQUIPMENT ACCESS AND SERVICEABILITY.
3. EXISTING CONDITIONS ARE BASED ON EXISTING PLANS AND FIELD VERIFICATION WHERE FEASIBLE. CONSTRUCTION AREA CONDITIONS MAY DIFFER FROM THOSE INDICATED.
4. MAINTAIN AND RESTORE, IF INTERRUPTED, ALL CONDUITS AND CONDUCTORS PASSING THROUGH RENOVATED AREAS AND SERVICING UNDISTURBED AREAS.
5. THE CONTRACTOR SHALL CONDUCT A SURVEY OF THE PROJECT AREA PRIOR TO COMMENCEMENT OF WORK TO IDENTIFY ANY EXISTING LIGHTING FIXTURES THAT MAY IMPEDE THE SCOPE OF WORK. ANY LIGHTING FIXTURES OBSTRUCTING THE WORK AREA SHALL BE REMOVED AND SECURELY STORED FOR REINSTALLATION UPON COMPLETION OF RELEVANT WORK.

KEY NOTES:

1. DISCONNECT EXISTING FAN COIL UNIT FROM LOCAL DISCONNECT AND REMOVE UNIT. PRESERVE EXISTING DISCONNECT AND BRANCH CIRCUIT FOR REUSE.
2. REMOVE EXISTING WATER-SOURCE HEAT PUMP (WSHP), INCLUDING ASSOCIATED COMPRESSOR/CONDENSER ELECTRICAL CONNECTIONS. DISCONNECT POWER AT LOCAL DISCONNECT.

KEY PLAN

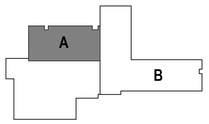

BID SET	05/04/2026
Revisions:	Date:

CONSULTANT

DAVENERGY SOLUTIONS
2207 GARNET AVE, SUITE 1
SAN DIEGO, CA 92109
619-770-8552

DESIGNER OF RECORD

A/E:
DAVENERGY SOLUTIONS
2207 GARNET AVE, SUITE 1
SAN DIEGO, CA 92109
619-770-8552

STAMP

LICENSED PROFESSIONAL ENGINEER
DUANE HOWARD
E 25545
ELECTRICAL
STATE OF CALIFORNIA
5-4-26

Office of Construction and Facilities Management

VA U.S. Department of Veterans Affairs

Drawing Title: BASEMENT DEMOLITION PLAN - WEST

Approved: Approver

Phase: BID SET

FULLY SPRINKLERED

Project Title: REPLACE AND EXPAND CHILLED WATER INFRASTRUCTURE, BUILDING 1 AND OPC

Location: FRESNO VA HOSPITAL, 2615 CLIFTON AVE, FRESNO, CA 90703

Issue Date: 05/04/2026 | Checked: DH | Drawn: SE

Project Number: 570-20-308

Building Number:

Drawing Number: ED-102A

VA FORM 08 - 6231

Autodesk Docs://220010 VA Fresno Chilled Water Infrastructure/570-20-308 VA CA Fresno Chilled Water Infrastructure_ELEC-R23.rvt 5/1/2026 4:59:15 PM

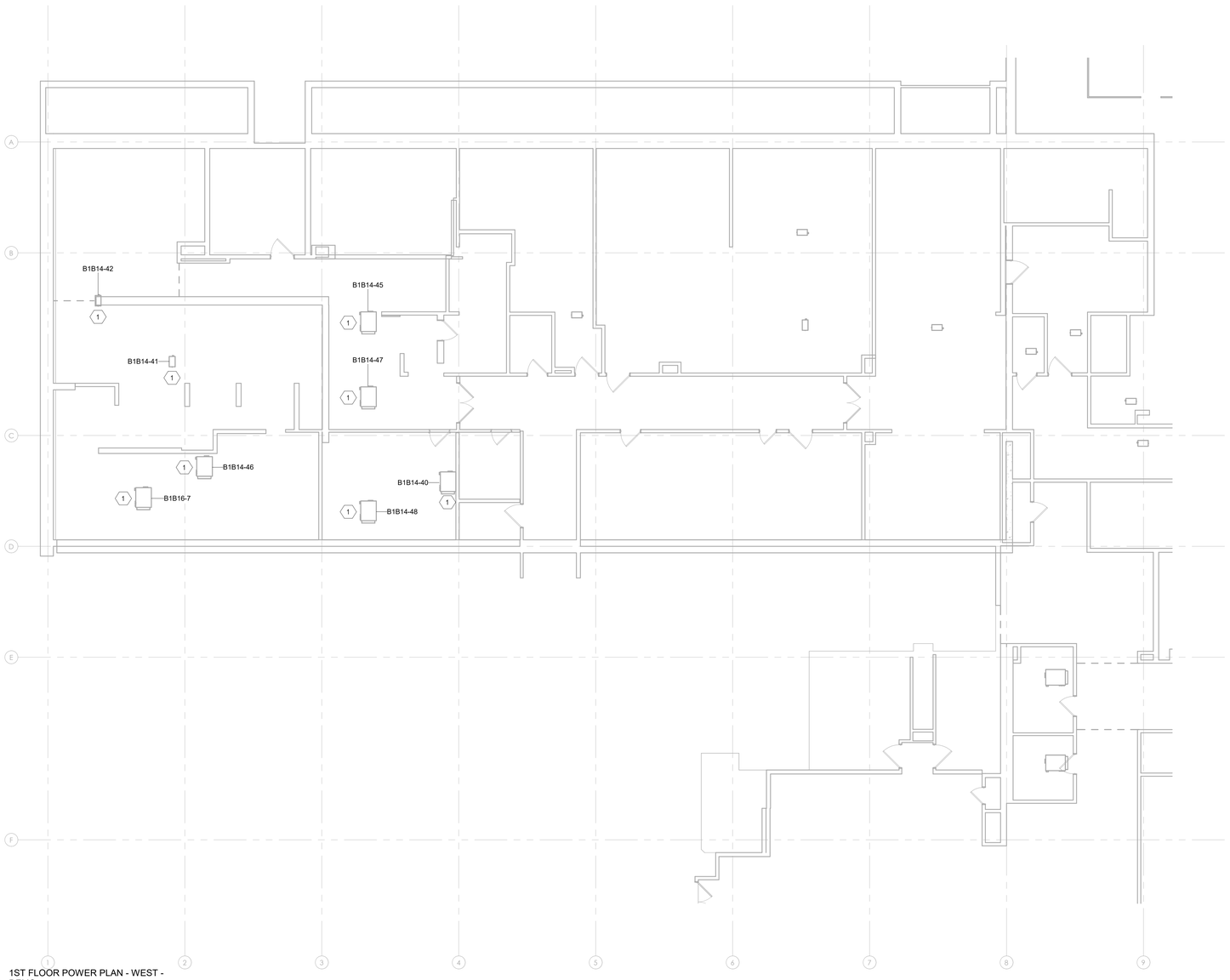

1 1ST FLOOR POWER PLAN - WEST - DEMO
1/8" = 1'-0"

SHEET NOTES:

1. DRAWINGS ARE DIAGRAMMATIC IN NATURE. IT IS THE RESPONSIBILITY OF CONTRACTOR TO VERIFY EXISTING CONDUIT AND EQUIPMENT LOCATIONS. REPORT ANY DISCREPANCIES BETWEEN PLANS AND SITE CONDITIONS TO A/E. CONTRACTOR SHALL COORDINATE INSTALLATION ROUTING WITH ALL OTHER TRADES AND EXISTING CONDITIONS.
2. CONTRACTOR SHALL COORDINATE ALL ELECTRICAL EQUIPMENT AND CONDUIT WITH ARCHITECTURAL, STRUCTURAL, AND MECHANICAL SYSTEMS. CONTRACTOR SHALL PROVIDE NECESSARY OFFSETS TO AVOID CONFLICTS AND TO MAINTAIN REQUIRED EQUIPMENT ACCESS AND SERVICEABILITY.
3. EXISTING CONDITIONS ARE BASED ON EXISTING PLANS AND FIELD VERIFICATION WHERE FEASIBLE. CONSTRUCTION AREA CONDITIONS MAY DIFFER FROM THOSE INDICATED.
4. MAINTAIN AND RESTORE, IF INTERRUPTED, ALL CONDUITS AND CONDUCTORS PASSING THROUGH RENOVATED AREAS AND SERVICING UNDISTURBED AREAS.
5. THE CONTRACTOR SHALL CONDUCT A SURVEY OF THE PROJECT AREA PRIOR TO COMMENCEMENT OF WORK TO IDENTIFY ANY EXISTING LIGHTING FIXTURES THAT MAY IMPEDE THE SCOPE OF WORK. ANY LIGHTING FIXTURES OBSTRUCTING THE WORK AREA SHALL BE REMOVED AND SECURELY STORED FOR REINSTALLATION UPON COMPLETION OF RELEVANT WORK.

KEY NOTES:

1. DISCONNECT EXISTING FAN COIL UNIT FROM LOCAL DISCONNECT AND REMOVE UNIT. PRESERVE EXISTING DISCONNECT AND BRANCH CIRCUIT FOR REUSE.

KEY PLAN

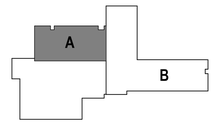

BID SET	05/04/2026
Revisions:	Date:

CONSULTANT

DAVENERGY SOLUTIONS
2207 GARNET AVE, SUITE 1
SAN DIEGO, CA 92109
619-770-8552

DESIGNER OF RECORD

A/E:
DAVENERGY SOLUTIONS
2207 GARNET AVE, SUITE 1
SAN DIEGO, CA 92109
619-770-8552

STAMP

LICENSED PROFESSIONAL ENGINEER DONNIE HOWARD E 25545 ELECTRICAL STATE OF CALIFORNIA
5-4-26

Office of Construction and Facilities Management

VA U.S. Department of Veterans Affairs

Drawing Title: 1ST FLOOR DEMOLITION PLAN - WEST

Approved: Approver

Phase: BID SET

FULLY SPRINKLERED

Project Title: REPLACE AND EXPAND CHILLED WATER INFRASTRUCTURE, BUILDING 1 AND OPC

Location: FRESNO VA HOSPITAL, 2615 CLIFTON AVE, FRESNO, CA 90703

Issue Date: 05/04/2026

Checked: DH

Drawn: SE

Project Number: 570-20-308

Building Number:

Drawing Number: ED-103A

Autodesk Docs://220010 VA Fresno Chilled Water Infrastructure/570-20-308 VA CA Fresno Chilled Water Infrastructure_ELEC-R23.rvt 5/1/2026 4:59:16 PM

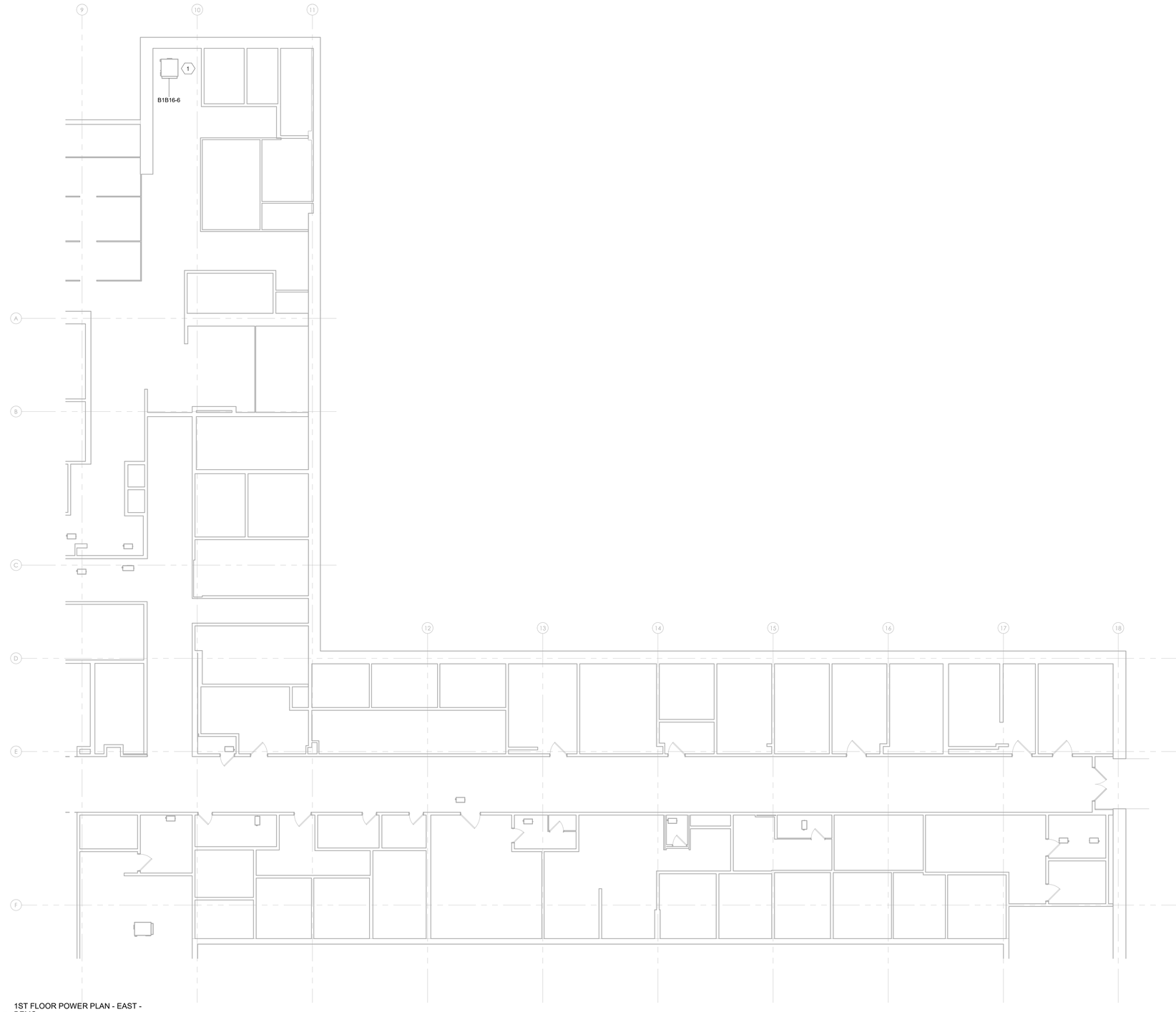

1 1ST FLOOR POWER PLAN - EAST - DEMO
1/8" = 1'-0"

SHEET NOTES:

1. DRAWINGS ARE DIAGRAMMATIC IN NATURE. IT IS THE RESPONSIBILITY OF CONTRACTOR TO VERIFY EXISTING CONDUIT AND EQUIPMENT LOCATIONS. REPORT ANY DISCREPANCIES BETWEEN PLANS AND SITE CONDITIONS TO A/E. CONTRACTOR SHALL COORDINATE INSTALLATION ROUTING WITH ALL OTHER TRADES AND EXISTING CONDITIONS.
2. CONTRACTOR SHALL COORDINATE ALL ELECTRICAL EQUIPMENT AND CONDUIT WITH ARCHITECTURAL, STRUCTURAL, AND MECHANICAL SYSTEMS. CONTRACTOR SHALL PROVIDE NECESSARY OFFSETS TO AVOID CONFLICTS AND TO MAINTAIN REQUIRED EQUIPMENT ACCESS AND SERVICEABILITY.
3. EXISTING CONDITIONS ARE BASED ON EXISTING PLANS AND FIELD VERIFICATION WHERE FEASIBLE. CONSTRUCTION AREA CONDITIONS MAY DIFFER FROM THOSE INDICATED.
4. MAINTAIN AND RESTORE, IF INTERRUPTED, ALL CONDUITS AND CONDUCTORS PASSING THROUGH RENOVATED AREAS AND SERVICING UNDISTURBED AREAS.
5. THE CONTRACTOR SHALL CONDUCT A SURVEY OF THE PROJECT AREA PRIOR TO COMMENCEMENT OF WORK TO IDENTIFY ANY EXISTING LIGHTING FIXTURES THAT MAY IMPEDE THE SCOPE OF WORK. ANY LIGHTING FIXTURES OBSTRUCTING THE WORK AREA SHALL BE REMOVED AND SECURELY STORED FOR REINSTALLATION UPON COMPLETION OF RELEVANT WORK.

KEY NOTES:

1. DISCONNECT EXISTING FAN COIL UNIT FROM LOCAL DISCONNECT AND REMOVE UNIT. PRESERVE EXISTING DISCONNECT AND BRANCH CIRCUIT FOR REUSE.

KEY PLAN

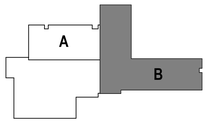

BID SET	05/04/2026
Revisions:	Date:

CONSULTANT

DAVENERGY SOLUTIONS
2207 GARNET AVE, SUITE 1
SAN DIEGO, CA 92109
619-770-8552

DESIGNER OF RECORD

A/E:
DAVENERGY SOLUTIONS
2207 GARNET AVE, SUITE 1
SAN DIEGO, CA 92109
619-770-8552

STAMP

LICENSED PROFESSIONAL ENGINEER
DONNIE HOWARD
E 25545
ELECTRICAL
STATE OF CALIFORNIA
5-4-26

Office of Construction and Facilities Management

VA U.S. Department of Veterans Affairs

Drawing Title: 1ST FLOOR DEMOLITION PLAN - EAST

Approved: Approver

Phase: BID SET

FULLY SPRINKLERED

Project Title: REPLACE AND EXPAND CHILLED WATER INFRASTRUCTURE, BUILDING 1 AND OPC

Location: FRESNO VA HOSPITAL, 2615 CLIFTON AVE, FRESNO, CA 90703

Issue Date: 05/04/2026 | Checked: DH | Drawn: SE

Project Number: 570-20-308

Building Number:

Drawing Number: ED-103B

Autodesk Docs://222010 VA Fresno Chilled Water Infrastructure/570-20-308 VA CA Fresno Chilled Water Infrastructure_ELEC-R23.rvt 5/1/2026 4:59:16 PM

VA FORM 08 - 6231

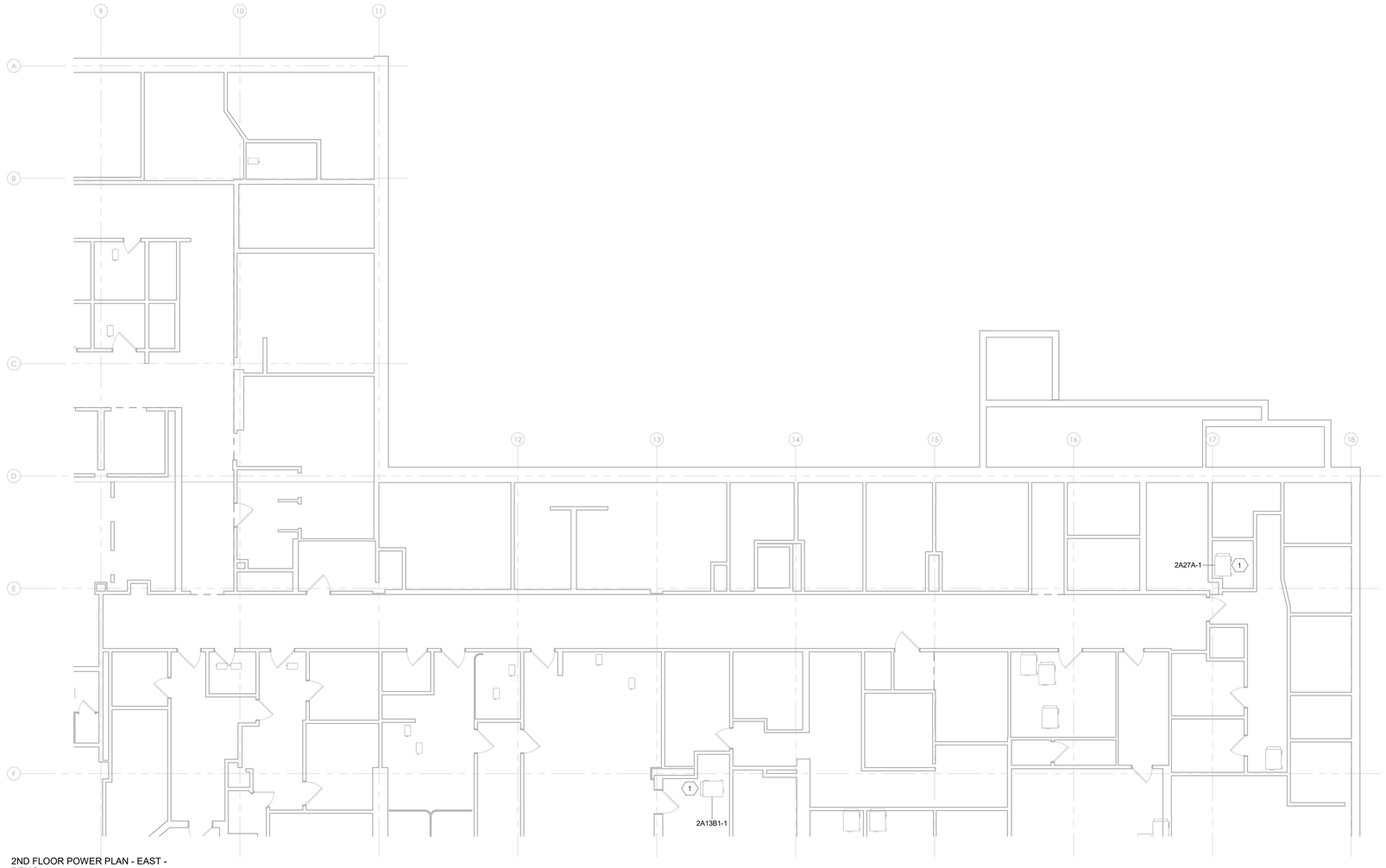

1 2ND FLOOR POWER PLAN - EAST - DEMO
1/8" = 1'-0"

SHEET NOTES:

1. DRAWINGS ARE DIAGRAMMATIC IN NATURE. IT IS THE RESPONSIBILITY OF CONTRACTOR TO VERIFY EXISTING CONDUIT AND EQUIPMENT LOCATIONS. REPORT ANY DISCREPANCIES BETWEEN PLANS AND SITE CONDITIONS TO A/E. CONTRACTOR SHALL COORDINATE INSTALLATION ROUTING WITH ALL OTHER TRADES AND EXISTING CONDITIONS.
2. CONTRACTOR SHALL COORDINATE ALL ELECTRICAL EQUIPMENT AND CONDUIT WITH ARCHITECTURAL, STRUCTURAL, AND MECHANICAL SYSTEMS. CONTRACTOR SHALL PROVIDE NECESSARY OFFSETS TO AVOID CONFLICTS AND TO MAINTAIN REQUIRED EQUIPMENT ACCESS AND SERVICEABILITY.
3. EXISTING CONDITIONS ARE BASED ON EXISTING PLANS AND FIELD VERIFICATION WHERE FEASIBLE. CONSTRUCTION AREA CONDITIONS MAY DIFFER FROM THOSE INDICATED.
4. MAINTAIN AND RESTORE, IF INTERRUPTED, ALL CONDUITS AND CONDUCTORS PASSING THROUGH RENOVATED AREAS AND SERVICING UNDISTURBED AREAS.
5. THE CONTRACTOR SHALL CONDUCT A SURVEY OF THE PROJECT AREA PRIOR TO COMMENCEMENT OF WORK TO IDENTIFY ANY EXISTING LIGHTING FIXTURES THAT MAY IMPEDE THE SCOPE OF WORK. ANY LIGHTING FIXTURES OBSTRUCTING THE WORK AREA SHALL BE REMOVED AND SECURELY STORED FOR REINSTALLATION UPON COMPLETION OF RELEVANT WORK.

KEY NOTES:

1. DISCONNECT EXISTING FAN COIL UNIT FROM LOCAL DISCONNECT AND REMOVE UNIT. PRESERVE EXISTING DISCONNECT AND BRANCH CIRCUIT FOR REUSE.

KEY PLAN

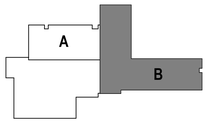

BID SET	05/04/2026
Revisions:	Date:

CONSULTANT

DAVENERGY SOLUTIONS
2207 GARNET AVE, SUITE 1
SAN DIEGO, CA 92109
619-770-8552

DAVENERGY SOLUTIONS ENGINEERING | CONSTRUCTION MANAGEMENT

DESIGNER OF RECORD

A/E:
DAVENERGY SOLUTIONS
2207 GARNET AVE, SUITE 1
SAN DIEGO, CA 92109
619-770-8552

DAVENERGY SOLUTIONS ENGINEERING | CONSTRUCTION MANAGEMENT

STAMP

LICENSED PROFESSIONAL ENGINEER DUNNIE HOWARD E 25545 ELECTRICAL STATE OF CALIFORNIA
5-4-26

Office of Construction and Facilities Management

VA U.S. Department of Veterans Affairs

Drawing Title: 2ND FLOOR DEMOLITION PLAN - EAST	Phase: BID SET	Project Title: REPLACE AND EXPAND CHILLED WATER INFRASTRUCTURE, BUILDING 1 AND OPC	Project Number: 570-20-308
Approved: Approver	FULLY SPRINKLERED	Location: FRESNO VA HOSPITAL, 2615 CLIFTON AVE, FRESNO, CA 90703	Building Number:
		Issue Date: 05/04/2026 · Checked: DH · Drawn: SE	Drawing Number: ED-104B

VA FORM 08 - 6231

Autodesk Docs://220110 VA Fresno Chilled Water Infrastructure/570-20-308 VA CA Fresno Chilled Water Infrastructure_ELEC-R23.rvt 5/1/2026 4:59:17 PM

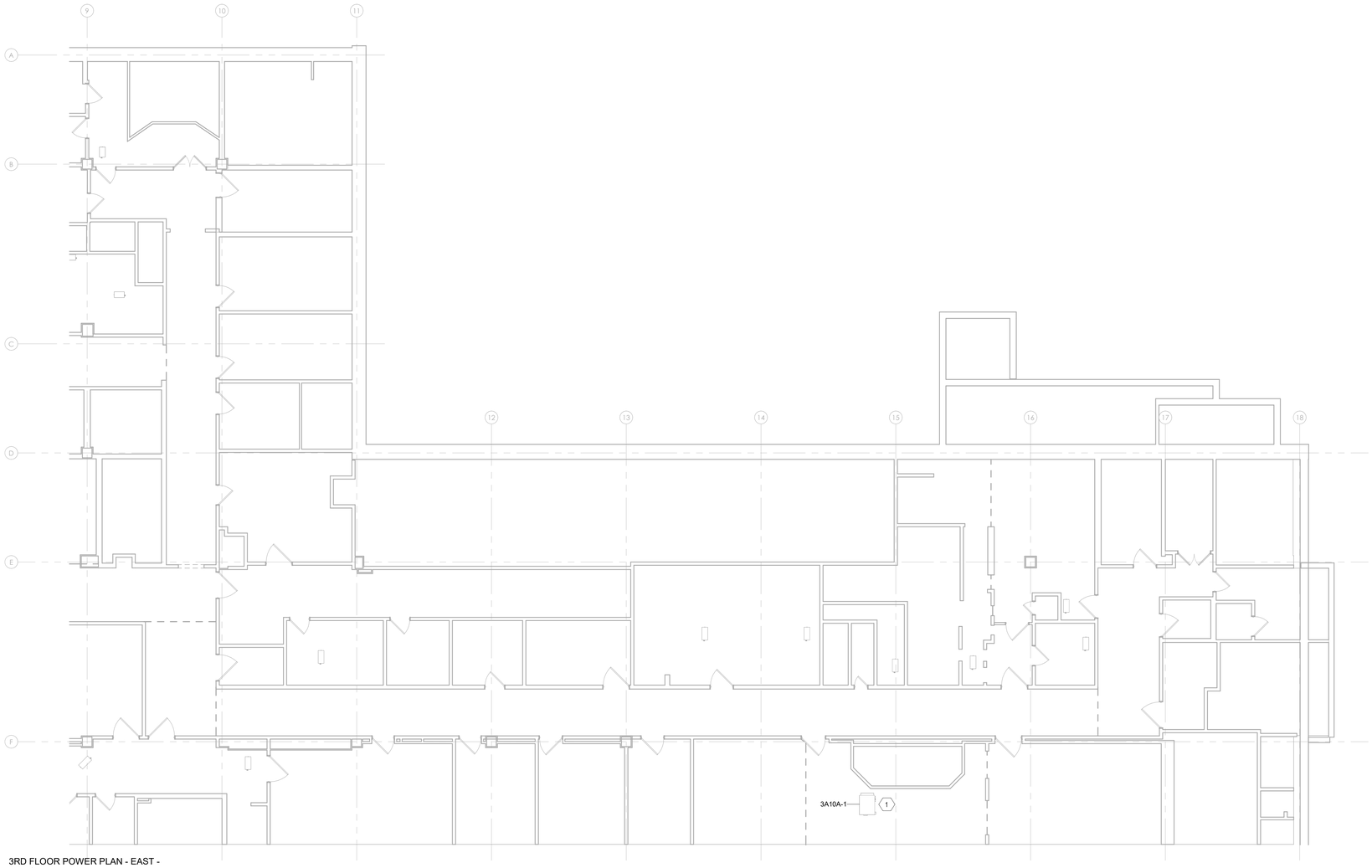

1 3RD FLOOR POWER PLAN - EAST - DEMO
1/8" = 1'-0"

SHEET NOTES:

1. DRAWINGS ARE DIAGRAMMATIC IN NATURE. IT IS THE RESPONSIBILITY OF CONTRACTOR TO VERIFY EXISTING CONDUIT AND EQUIPMENT LOCATIONS. REPORT ANY DISCREPANCIES BETWEEN PLANS AND SITE CONDITIONS TO A/E. CONTRACTOR SHALL COORDINATE INSTALLATION ROUTING WITH ALL OTHER TRADES AND EXISTING CONDITIONS.
2. CONTRACTOR SHALL COORDINATE ALL ELECTRICAL EQUIPMENT AND CONDUIT WITH ARCHITECTURAL, STRUCTURAL, AND MECHANICAL SYSTEMS. CONTRACTOR SHALL PROVIDE NECESSARY OFFSETS TO AVOID CONFLICTS AND TO MAINTAIN REQUIRED EQUIPMENT ACCESS AND SERVICEABILITY.
3. EXISTING CONDITIONS ARE BASED ON EXISTING PLANS AND FIELD VERIFICATION WHERE FEASIBLE. CONSTRUCTION AREA CONDITIONS MAY DIFFER FROM THOSE INDICATED.
4. MAINTAIN AND RESTORE, IF INTERRUPTED, ALL CONDUITS AND CONDUCTORS PASSING THROUGH RENOVATED AREAS AND SERVICING UNDISTURBED AREAS.
5. THE CONTRACTOR SHALL CONDUCT A SURVEY OF THE PROJECT AREA PRIOR TO COMMENCEMENT OF WORK TO IDENTIFY ANY EXISTING LIGHTING FIXTURES THAT MAY IMPEDE THE SCOPE OF WORK. ANY LIGHTING FIXTURES OBSTRUCTING THE WORK AREA SHALL BE REMOVED AND SECURELY STORED FOR REINSTALLATION UPON COMPLETION OF RELEVANT WORK.

KEY NOTES:

1. DISCONNECT EXISTING FAN COIL UNIT FROM LOCAL DISCONNECT AND REMOVE UNIT. PRESERVE EXISTING DISCONNECT AND BRANCH CIRCUIT FOR REUSE.

KEY PLAN

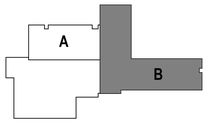

BID SET	05/04/2026
Revisions:	Date:

CONSULTANT

DAVENERGY SOLUTIONS
2207 GARNET AVE, SUITE 1
SAN DIEGO, CA 92109
619-770-8552

DESIGNER OF RECORD

A/E:
DAVENERGY SOLUTIONS
2207 GARNET AVE, SUITE 1
SAN DIEGO, CA 92109
619-770-8552

STAMP

LICENSED PROFESSIONAL ENGINEER DUANE HOWARD E 25545 STATE OF CALIFORNIA
5-4-26

Office of Construction and Facilities Management

VA U.S. Department of Veterans Affairs

Drawing Title: 3RD FLOOR DEMOLITION PLAN - EAST

Approved: Approver

Phase: BID SET

FULLY SPRINKLERED

Project Title: REPLACE AND EXPAND CHILLED WATER INFRASTRUCTURE, BUILDING 1 AND OPC

Location: FRESNO VA HOSPITAL, 2615 CLIFTON AVE, FRESNO, CA 90703

Issue Date: 05/04/2026 | Checked: DH | Drawn: SE

Project Number: 570-20-308

Building Number:

Drawing Number: ED-105B

Autodesk Docs://220010 VA Fresno Chilled Water Infrastructure/570-20-308 VA CA Fresno Chilled Water Infrastructure_ELEC-R23.rvt

5/1/2026 4:59:18 PM

VA FORM 08 - 6231

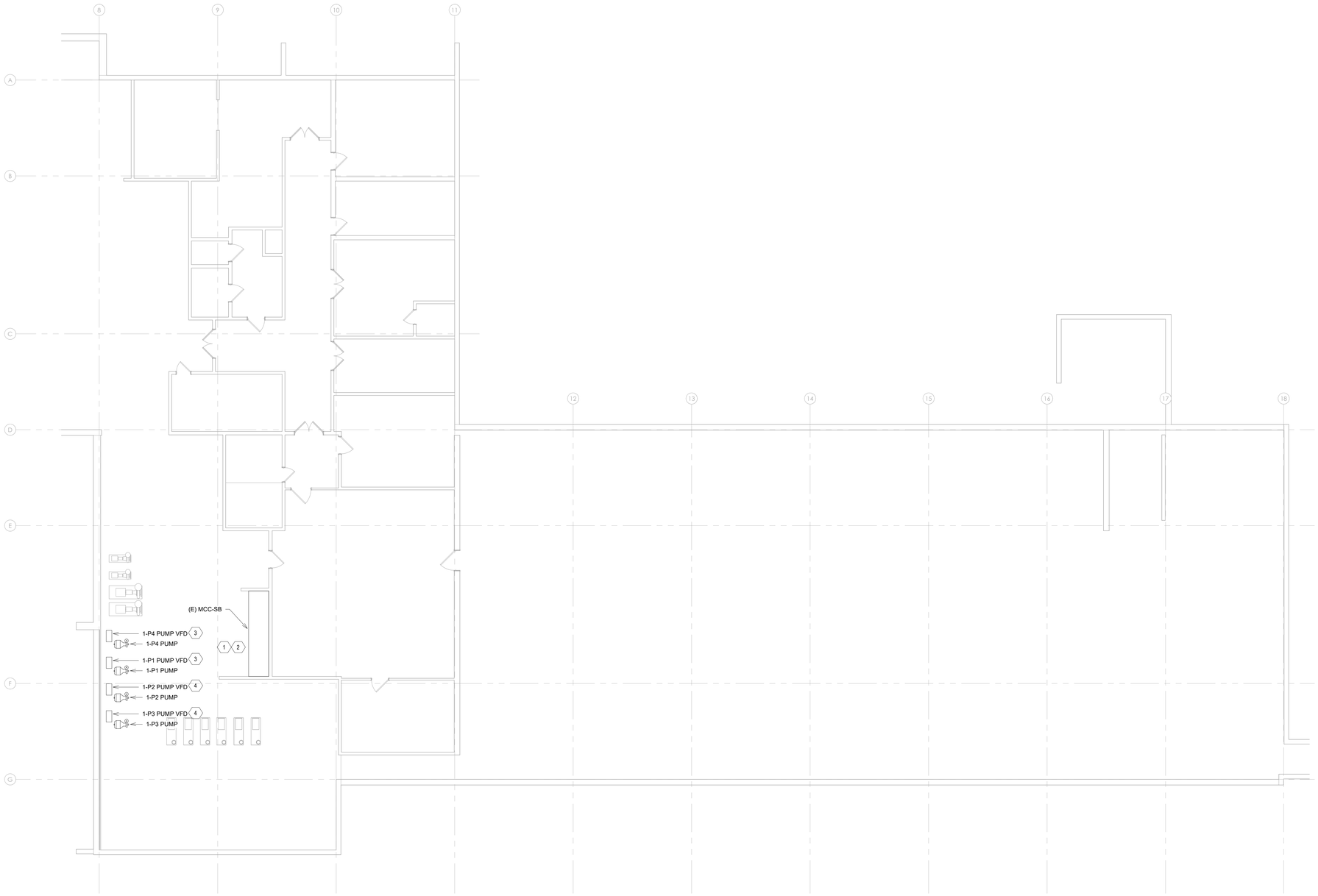

1 SUBBASEMENT - EAST
1/8" = 1'-0"

SHEET NOTES:

1. DRAWINGS ARE DIAGRAMMATIC IN NATURE. IT IS THE RESPONSIBILITY OF CONTRACTOR TO VERIFY EXISTING CONDUIT AND EQUIPMENT LOCATIONS. REPORT ANY DISCREPANCIES BETWEEN PLANS AND SITE CONDITIONS TO A/E. CONTRACTOR SHALL COORDINATE INSTALLATION ROUTING WITH ALL OTHER TRADES AND EXISTING CONDITIONS.
2. CONTRACTOR SHALL COORDINATE ALL ELECTRICAL EQUIPMENT AND CONDUIT WITH ARCHITECTURAL, STRUCTURAL, AND MECHANICAL SYSTEMS. CONTRACTOR SHALL PROVIDE NECESSARY OFFSETS TO AVOID CONFLICTS AND TO MAINTAIN REQUIRED EQUIPMENT ACCESS AND SERVICEABILITY.
3. EXISTING CONDITIONS ARE BASED ON EXISTING PLANS AND FIELD VERIFICATION WHERE FEASIBLE. CONSTRUCTION AREA CONDITIONS MAY DIFFER FROM THOSE INDICATED.
4. CONTRACTOR SHALL COORDINATE FINAL POINT OF CONNECTIONS WITH VA COR PRIOR TO ROUGH-IN.
5. COORDINATE FINAL EQUIPMENT CONNECTIONS AT EQUIPMENT WITH EQUIPMENT SUPPLIER, PRIOR TO ROUGH-IN.
6. LABEL DEVICE PLATES WITH A PERMANENT ADHESIVE LABEL LISTING PANEL AND CIRCUIT FEEDING THE WIRING DEVICE.
7. UPDATE PANEL SCHEDULES AFFECTED BY RENOVATION.
8. NEW CIRCUIT BREAKERS PROVIDED SHALL MATCH THE EXISTING TYPE OF CIRCUIT BREAKERS IN PANEL BEING RENOVATED.
9. CONTRACTOR SHALL COMPLY WITH LATEST VERSION OF NEC.
10. MAINTAIN AND RESTORE, IF INTERRUPTED, ALL CONDUITS AND CONDUCTORS PASSING THROUGH RENOVATED AREAS AND SERVICING UNDISTURBED AREAS.
11. THE CONTRACTOR SHALL CONDUCT A SURVEY OF THE PROJECT AREA PRIOR TO COMMENCEMENT OF WORK TO IDENTIFY ANY EXISTING LIGHTING FIXTURES THAT MAY IMPEDE THE SCOPE OF WORK. ANY LIGHTING FIXTURES OBSTRUCTING THE WORK AREA SHALL BE REMOVED AND SECURELY STORED FOR REINSTALLATION UPON COMPLETION OF RELEVANT WORK.

KEY NOTES:

1. PROVIDE AND INSTALL TWO (2) NEW 100A (MINIMUM) CIRCUIT BREAKERS TO SERVE EACH NEW VFD FOR K-COIL PUMPS. VERIFY FINAL SIZING WITH EQUIPMENT SUBMITTALS. PROVIDE COMPLETE BRANCH CIRCUIT INCLUDING CONDUCTORS, CONDUIT, AND TERMINATIONS. REFER FOR ONE-LINE DIAGRAM AND EQUIPMENT SCHEDULE FOR CONDUCTOR AND OVERCURRENT PROTECTION REQUIREMENTS.
2. PROVIDE AND INSTALL TWO (2) NEW 50A (MINIMUM) CIRCUIT BREAKERS TO SERVE EACH NEW VFD FOR ZONE COIL PUMPS. VERIFY FINAL SIZING WITH EQUIPMENT SUBMITTALS. PROVIDE COMPLETE BRANCH CIRCUIT INCLUDING CONDUCTORS, CONDUIT, AND TERMINATIONS. REFER TO ONE-LINE DIAGRAM AND EQUIPMENT SCHEDULE FOR CONDUCTOR AND OVERCURRENT PROTECTION REQUIREMENTS.
3. PROVIDE AND INSTALL TWO (2) NEW VARIABLE FREQUENCY DRIVES (ABB ACH580-01-075A-2 OR EQUAL) FOR K-COIL PUMPS. VFDs SHALL BE PROVIDED WITH INTEGRAL DISCONNECTING MEANS.
4. PROVIDE AND INSTALL TWO (2) NEW VARIABLE FREQUENCY DRIVES (ABB ACH580-01-031A-2 OR EQUAL) FOR ZONE COIL PUMPS. VFDs SHALL BE PROVIDED WITH INTEGRAL DISCONNECTING MEANS.

KEY PLAN

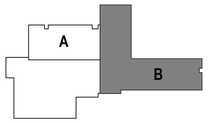

BID SET	05/04/2026
Revisions:	Date:

CONSULTANT

DAVENERGY SOLUTIONS
2207 GARNET AVE, SUITE 1
SAN DIEGO, CA 92109
619-770-8552

DESIGNER OF RECORD

A/E:
DAVENERGY SOLUTIONS
2207 GARNET AVE, SUITE 1
SAN DIEGO, CA 92109
619-770-8552

STAMP

LICENSED PROFESSIONAL ENGINEER DONNIE HOWARD E 25545 ELECTRICAL STATE OF CALIFORNIA
5-4-26

Office of Construction and Facilities Management

VA U.S. Department of Veterans Affairs

Drawing Title: SUB-BASEMENT POWER PLAN - EAST	Phase: BID SET	Project Title: REPLACE AND EXPAND CHILLED WATER INFRASTRUCTURE, BUILDING 1 AND OPC	Project Number: 570-20-308
			Building Number:
Approved: Approver	FULLY SPRINKLERED	Location: FRESNO VA HOSPITAL, 2615 CLIFTON AVE, FRESNO, CA 90703	Drawing Number: EP-101B
		Issue Date: 05/04/2026 · Checked: DH · Drawn: SE	

VA FORM 08 - 6231

Autodesk Docs://222010 VA Fresno Chilled Water Infrastructure/570-20-308 VA CA Fresno Chilled Water Infrastructure_ELEC-R23.rvt
5/1/2026 4:59:18 PM

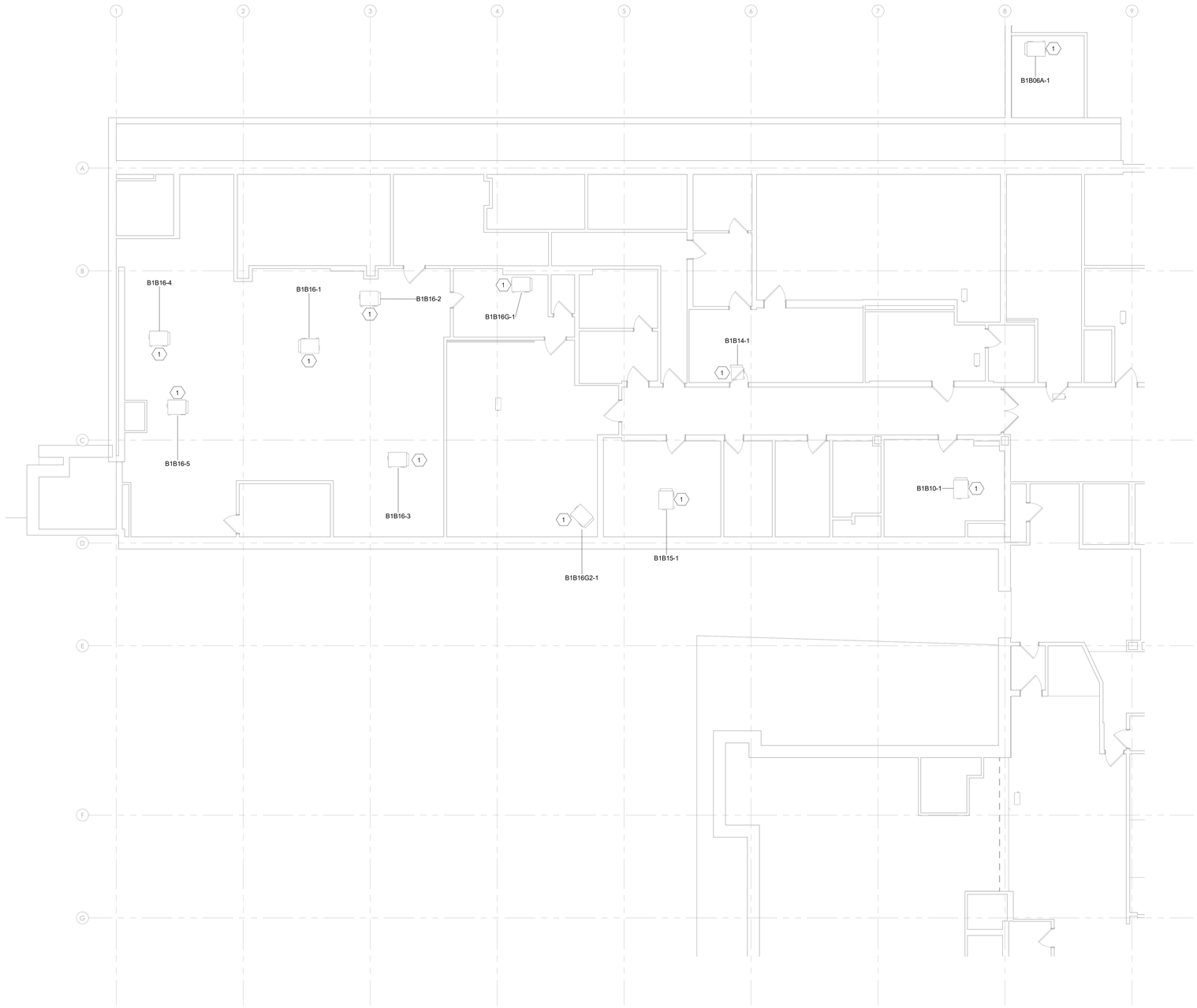

1 BASEMENT POWER PLAN - WEST
1/8" = 1'-0"

SHEET NOTES:

1. DRAWINGS ARE DIAGRAMMATIC IN NATURE. IT IS THE RESPONSIBILITY OF CONTRACTOR TO VERIFY EXISTING CONDUIT AND EQUIPMENT LOCATIONS. REPORT ANY DISCREPANCIES BETWEEN PLANS AND SITE CONDITIONS TO A/E. CONTRACTOR SHALL COORDINATE INSTALLATION ROUTING WITH ALL OTHER TRADES AND EXISTING CONDITIONS.
2. CONTRACTOR SHALL COORDINATE ALL ELECTRICAL EQUIPMENT AND CONDUIT WITH ARCHITECTURAL, STRUCTURAL, AND MECHANICAL SYSTEMS. CONTRACTOR SHALL PROVIDE NECESSARY OFFSETS TO AVOID CONFLICTS AND TO MAINTAIN REQUIRED EQUIPMENT ACCESS AND SERVICEABILITY.
3. EXISTING CONDITIONS ARE BASED ON EXISTING PLANS AND FIELD VERIFICATION WHERE FEASIBLE. CONSTRUCTION AREA CONDITIONS MAY DIFFER FROM THOSE INDICATED.
4. CONTRACTOR SHALL COORDINATE FINAL POINT OF CONNECTIONS WITH VA COR PRIOR TO ROUGH-IN.
5. COORDINATE FINAL EQUIPMENT CONNECTIONS AT EQUIPMENT WITH EQUIPMENT SUPPLIER, PRIOR TO ROUGH-IN.
6. LABEL DEVICE PLATES WITH A PERMANENT ADHESIVE LABEL LISTING PANEL AND CIRCUIT FEEDING THE WIRING DEVICE.
7. UPDATE PANEL SCHEDULES AFFECTED BY RENOVATION.
8. NEW CIRCUIT BREAKERS PROVIDED SHALL MATCH THE EXISTING TYPE OF CIRCUIT BREAKERS IN PANEL BEING RENOVATED.
9. CONTRACTOR SHALL COMPLY WITH LATEST VERSION OF NEC.
10. MAINTAIN AND RESTORE, IF INTERRUPTED, ALL CONDUITS AND CONDUCTORS PASSING THROUGH RENOVATED AREAS AND SERVICING UNDISTURBED AREAS.
11. THE CONTRACTOR SHALL CONDUCT A SURVEY OF THE PROJECT AREA PRIOR TO COMMENCEMENT OF WORK TO IDENTIFY ANY EXISTING LIGHTING FIXTURES THAT MAY IMPEDE THE SCOPE OF WORK. ANY LIGHTING FIXTURES OBSTRUCTING THE WORK AREA SHALL BE REMOVED AND SECURELY STORED FOR REINSTALLATION UPON COMPLETION OF RELEVANT WORK.

KEY NOTES:

1. INSTALL NEW FAN COIL UNIT AND RECONNECT TO EXISTING LOCAL DISCONNECT. REUSE EXISTING BRANCH CIRCUIT. VERIFY CIRCUIT CAPACITY AND CONDITION PRIOR TO RECONNECTION.

KEY PLAN

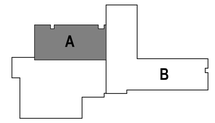

BID SET	05/04/2026
Revisions:	Date:

CONSULTANT

DAVENERGY SOLUTIONS
2207 GARNET AVE, SUITE 1
SAN DIEGO, CA 92109
619-770-8552

DESIGNER OF RECORD

A/E:
DAVENERGY SOLUTIONS
2207 GARNET AVE, SUITE 1
SAN DIEGO, CA 92109
619-770-8552

STAMP

LICENSED PROFESSIONAL ENGINEER DONNIE HOWARD ELECTRICAL E 25545 STATE OF CALIFORNIA
5-4-26

Office of Construction and Facilities Management

VA U.S. Department of Veterans Affairs

Drawing Title: BASEMENT POWER PLAN - WEST	Phase: BID SET	Project Title: REPLACE AND EXPAND CHILLED WATER INFRASTRUCTURE, BUILDING 1 AND OPC	Project Number: 570-20-308
			Building Number:
Approved: Approver	FULLY SPRINKLERED	Location: FRESNO VA HOSPITAL, 2615 CLIFTON AVE, FRESNO, CA 90703	Drawing Number: EP-102A
		Issue Date: 05/04/2026 · Checked: DH · Drawn: SE	

Autodesk Docs://222010 VA Fresno Chilled Water Infrastructure/570-20-308 VA CA Fresno Chilled Water Infrastructure_ELEC-R23.rvt
5/1/2026 4:59:18 PM
VA FORM 08 - 6231

1 1ST FLOOR POWER PLAN - WEST
1/8" = 1'-0"

SHEET NOTES:

1. DRAWINGS ARE DIAGRAMMATIC IN NATURE. IT IS THE RESPONSIBILITY OF CONTRACTOR TO VERIFY EXISTING CONDUIT AND EQUIPMENT LOCATIONS. REPORT ANY DISCREPANCIES BETWEEN PLANS AND SITE CONDITIONS TO A/E. CONTRACTOR SHALL COORDINATE INSTALLATION ROUTING WITH ALL OTHER TRADES AND EXISTING CONDITIONS.
2. CONTRACTOR SHALL COORDINATE ALL ELECTRICAL EQUIPMENT AND CONDUIT WITH ARCHITECTURAL, STRUCTURAL, AND MECHANICAL SYSTEMS. CONTRACTOR SHALL PROVIDE NECESSARY OFFSETS TO AVOID CONFLICTS AND TO MAINTAIN REQUIRED EQUIPMENT ACCESS AND SERVICEABILITY.
3. EXISTING CONDITIONS ARE BASED ON EXISTING PLANS AND FIELD VERIFICATION WHERE FEASIBLE. CONSTRUCTION AREA CONDITIONS MAY DIFFER FROM THOSE INDICATED.
4. CONTRACTOR SHALL COORDINATE FINAL POINT OF CONNECTIONS WITH VA COR PRIOR TO ROUGH-IN.
5. COORDINATE FINAL EQUIPMENT CONNECTIONS AT EQUIPMENT WITH EQUIPMENT SUPPLIER, PRIOR TO ROUGH-IN.
6. LABEL DEVICE PLATES WITH A PERMANENT ADHESIVE LABEL LISTING PANEL AND CIRCUIT FEEDING THE WIRING DEVICE.
7. UPDATE PANEL SCHEDULES AFFECTED BY RENOVATION.
8. NEW CIRCUIT BREAKERS PROVIDED SHALL MATCH THE EXISTING TYPE OF CIRCUIT BREAKERS IN PANEL BEING RENOVATED.
9. CONTRACTOR SHALL COMPLY WITH LATEST VERSION OF NEC.
10. MAINTAIN AND RESTORE, IF INTERRUPTED, ALL CONDUITS AND CONDUCTORS PASSING THROUGH RENOVATED AREAS AND SERVICING UNDISTURBED AREAS.
11. THE CONTRACTOR SHALL CONDUCT A SURVEY OF THE PROJECT AREA PRIOR TO COMMENCEMENT OF WORK TO IDENTIFY ANY EXISTING LIGHTING FIXTURES THAT MAY IMPEDE THE SCOPE OF WORK. ANY LIGHTING FIXTURES OBSTRUCTING THE WORK AREA SHALL BE REMOVED AND SECURELY STORED FOR REINSTALLATION UPON COMPLETION OF RELEVANT WORK.

KEY NOTES:

1. INSTALL NEW FAN COIL UNIT AND RECONNECT TO EXISTING LOCAL DISCONNECT. REUSE EXISTING BRANCH CIRCUIT. VERIFY CIRCUIT CAPACITY AND CONDITION PRIOR TO RECONNECTION.

KEY PLAN

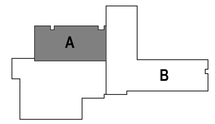

BID SET	05/04/2026
Revisions:	Date:

CONSULTANT

DAVENERGY SOLUTIONS
2207 GARNET AVE, SUITE 1
SAN DIEGO, CA 92109
619-770-8552

DESIGNER OF RECORD

A/E:
DAVENERGY SOLUTIONS
2207 GARNET AVE, SUITE 1
SAN DIEGO, CA 92109
619-770-8552

STAMP

LICENSED PROFESSIONAL ENGINEER DONNIE HOWARD E 25545 ELECTRICAL STATE OF CALIFORNIA
5-4-26

Office of Construction and Facilities Management

VA U.S. Department of Veterans Affairs

Drawing Title: 1ST FLOOR POWER PLAN - WEST	Phase: BID SET	Project Title: REPLACE AND EXPAND CHILLED WATER INFRASTRUCTURE, BUILDING 1 AND OPC	Project Number: 570-20-308
Approved: Approver	FULLY SPRINKLERED	Location: FRESNO VA HOSPITAL, 2615 CLIFTON AVE, FRESNO, CA 90703	Building Number:
		Issue Date: 05/04/2026 / Checked: DH / Drawn: SE	Drawing Number: EP-103A

Autodesk Docs://222010 VA Fresno Chilled Water Infrastructure/570-20-308 VA CA Fresno Chilled Water Infrastructure_ELEC-R23.rvt
5/1/2026 4:59:19 PM

VA FORM 08 - 6231

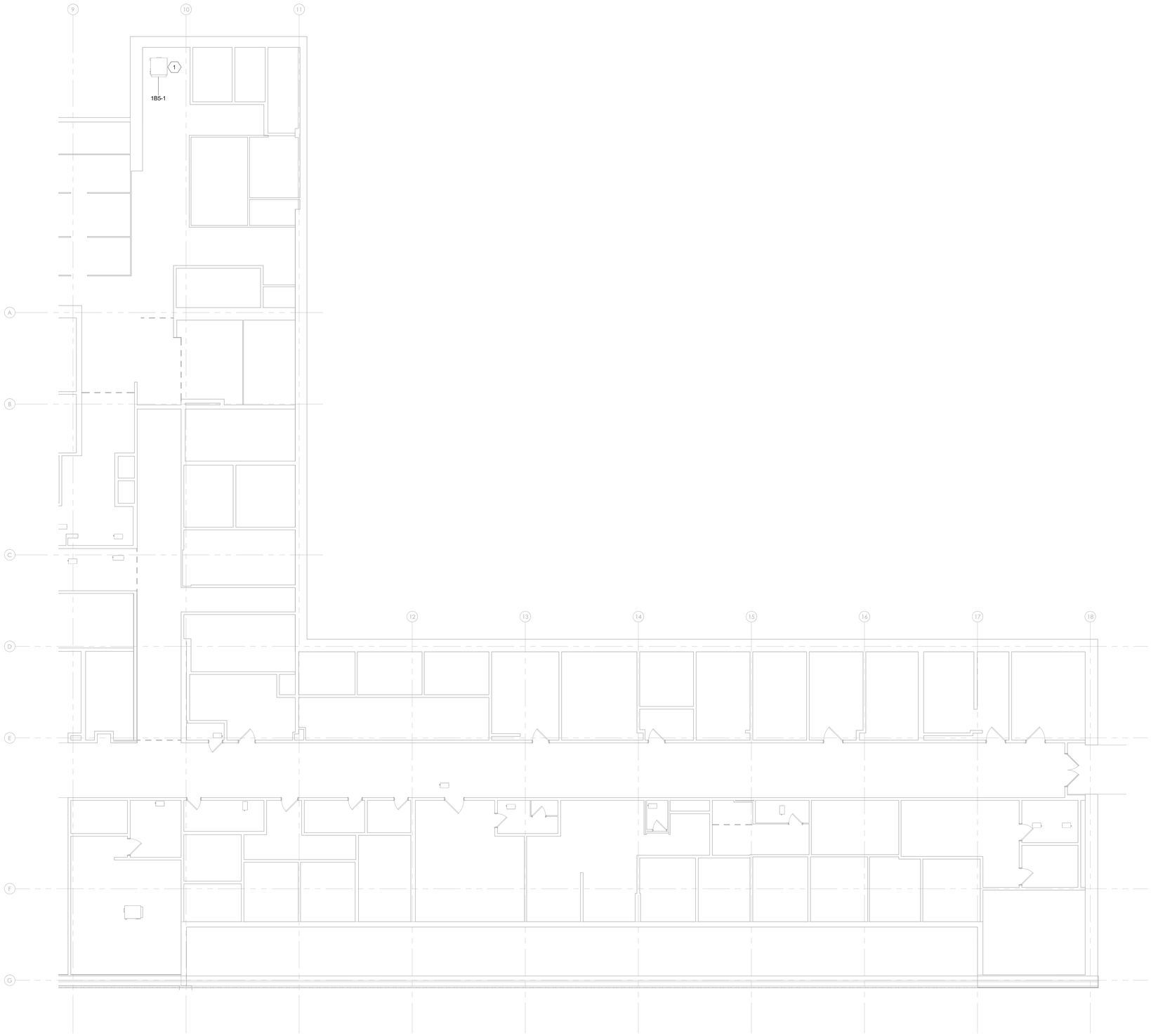

1 1ST FLOOR POWER PLAN - EAST
1/8" = 1'-0"

SHEET NOTES:

1. DRAWINGS ARE DIAGRAMMATIC IN NATURE. IT IS THE RESPONSIBILITY OF CONTRACTOR TO VERIFY EXISTING CONDUIT AND EQUIPMENT LOCATIONS. REPORT ANY DISCREPANCIES BETWEEN PLANS AND SITE CONDITIONS TO A/E. CONTRACTOR SHALL COORDINATE INSTALLATION ROUTING WITH ALL OTHER TRADES AND EXISTING CONDITIONS.
2. CONTRACTOR SHALL COORDINATE ALL ELECTRICAL EQUIPMENT AND CONDUIT WITH ARCHITECTURAL, STRUCTURAL, AND MECHANICAL SYSTEMS. CONTRACTOR SHALL PROVIDE NECESSARY OFFSETS TO AVOID CONFLICTS AND TO MAINTAIN REQUIRED EQUIPMENT ACCESS AND SERVICEABILITY.
3. EXISTING CONDITIONS ARE BASED ON EXISTING PLANS AND FIELD VERIFICATION WHERE FEASIBLE. CONSTRUCTION AREA CONDITIONS MAY DIFFER FROM THOSE INDICATED.
4. CONTRACTOR SHALL COORDINATE FINAL POINT OF CONNECTIONS WITH VA COR PRIOR TO ROUGH-IN.
5. COORDINATE FINAL EQUIPMENT CONNECTIONS AT EQUIPMENT WITH EQUIPMENT SUPPLIER, PRIOR TO ROUGH-IN.
6. LABEL DEVICE PLATES WITH A PERMANENT ADHESIVE LABEL LISTING PANEL AND CIRCUIT FEEDING THE WIRING DEVICE.
7. UPDATE PANEL SCHEDULES AFFECTED BY RENOVATION.
8. NEW CIRCUIT BREAKERS PROVIDED SHALL MATCH THE EXISTING TYPE OF CIRCUIT BREAKERS IN PANEL BEING RENOVATED.
9. CONTRACTOR SHALL COMPLY WITH LATEST VERSION OF NEC.
10. MAINTAIN AND RESTORE, IF INTERRUPTED, ALL CONDUITS AND CONDUCTORS PASSING THROUGH RENOVATED AREAS AND SERVICING UNDISTURBED AREAS.
11. THE CONTRACTOR SHALL CONDUCT A SURVEY OF THE PROJECT AREA PRIOR TO COMMENCEMENT OF WORK TO IDENTIFY ANY EXISTING LIGHTING FIXTURES THAT MAY IMPEDE THE SCOPE OF WORK. ANY LIGHTING FIXTURES OBSTRUCTING THE WORK AREA SHALL BE REMOVED AND SECURELY STORED FOR REINSTALLATION UPON COMPLETION OF RELEVANT WORK.

KEY NOTES:

1. INSTALL NEW FAN COIL UNIT AND RECONNECT TO EXISTING LOCAL DISCONNECT. REUSE EXISTING BRANCH CIRCUIT. VERIFY CIRCUIT CAPACITY AND CONDITION PRIOR TO RECONNECTION.

KEY PLAN

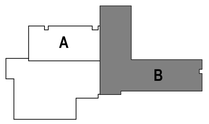

BID SET	05/04/2026
Revisions:	Date:

CONSULTANT

DAVENERGY SOLUTIONS
2207 GARNET AVE, SUITE 1
SAN DIEGO, CA 92109
619-770-8552

DESIGNER OF RECORD

A/E:
DAVENERGY SOLUTIONS
2207 GARNET AVE, SUITE 1
SAN DIEGO, CA 92109
619-770-8552

STAMP

LICENSED PROFESSIONAL ENGINEER DUANE NOWAK E 25545 ELECTRICAL STATE OF CALIFORNIA
5-4-26

Office of Construction and Facilities Management

VA U.S. Department of Veterans Affairs

Drawing Title: 1ST FLOOR POWER PLAN - EAST	Phase: BID SET	Project Title: REPLACE AND EXPAND CHILLED WATER INFRASTRUCTURE, BUILDING 1 AND OPC	Project Number: 570-20-308
Approved: Approver	FULLY SPRINKLERED	Location: FRESNO VA HOSPITAL, 2615 CLIFTON AVE, FRESNO, CA 90703	Building Number
		Issue Date: 05/04/2026 · Checked: DH · Drawn: SE	Drawing Number: EP-103B

VA FORM 08 - 6231

Autodesk Docs://220210 VA Fresno Chilled Water Infrastructure/570-20-308 VA CA Fresno Chilled Water Infrastructure_ELEC-R23.rvt
5/1/2026 4:59:20 PM

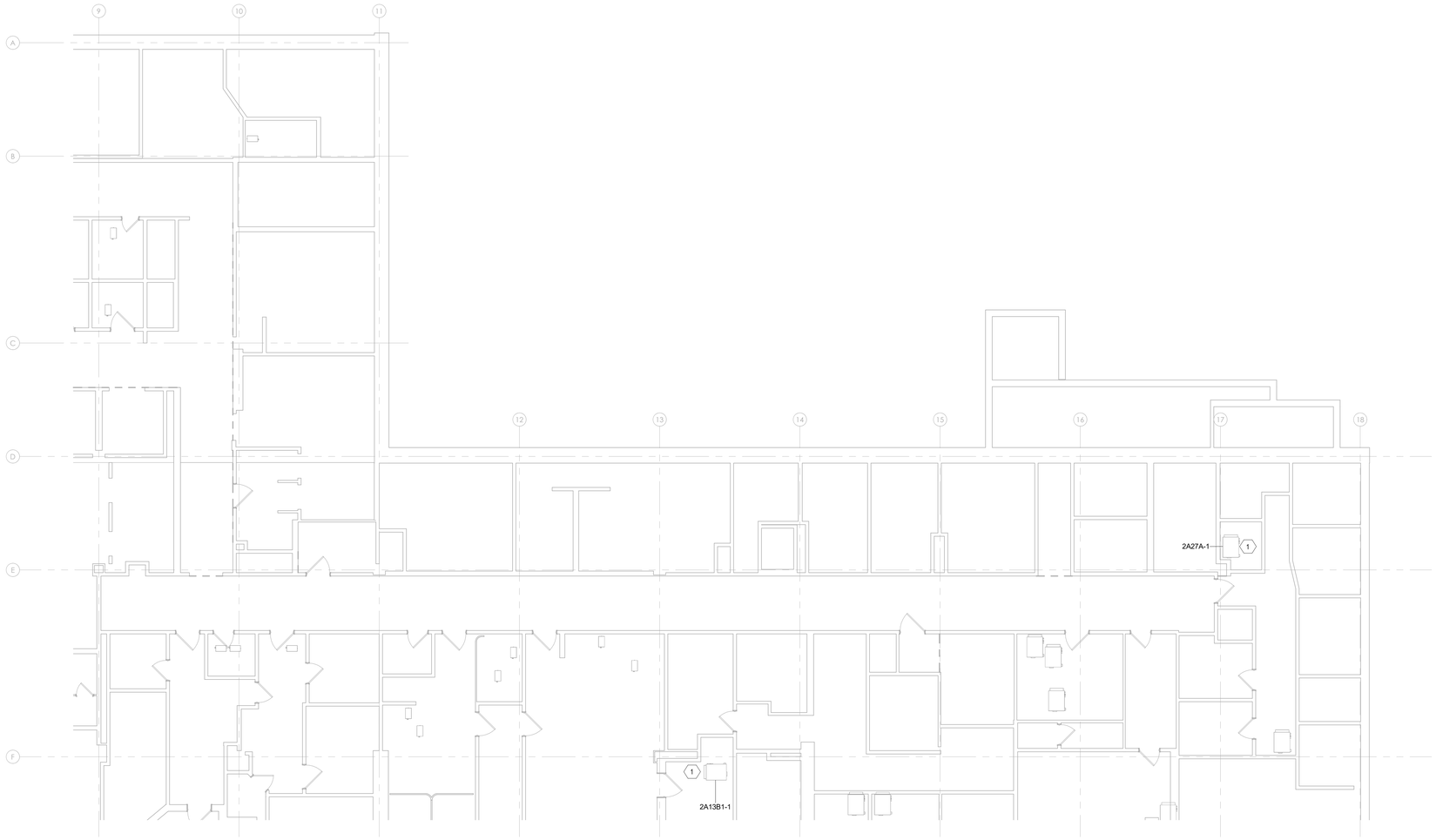

1 2ND FLOOR POWER PLAN - EAST
1/8" = 1'-0"

SHEET NOTES:

1. DRAWINGS ARE DIAGRAMMATIC IN NATURE. IT IS THE RESPONSIBILITY OF CONTRACTOR TO VERIFY EXISTING CONDUIT AND EQUIPMENT LOCATIONS. REPORT ANY DISCREPANCIES BETWEEN PLANS AND SITE CONDITIONS TO A/E. CONTRACTOR SHALL COORDINATE INSTALLATION ROUTING WITH ALL OTHER TRADES AND EXISTING CONDITIONS.
2. CONTRACTOR SHALL COORDINATE ALL ELECTRICAL EQUIPMENT AND CONDUIT WITH ARCHITECTURAL, STRUCTURAL, AND MECHANICAL SYSTEMS. CONTRACTOR SHALL PROVIDE NECESSARY OFFSETS TO AVOID CONFLICTS AND TO MAINTAIN REQUIRED EQUIPMENT ACCESS AND SERVICEABILITY.
3. EXISTING CONDITIONS ARE BASED ON EXISTING PLANS AND FIELD VERIFICATION WHERE FEASIBLE. CONSTRUCTION AREA CONDITIONS MAY DIFFER FROM THOSE INDICATED.
4. CONTRACTOR SHALL COORDINATE FINAL POINT OF CONNECTIONS WITH VA COR PRIOR TO ROUGH-IN.
5. COORDINATE FINAL EQUIPMENT CONNECTIONS AT EQUIPMENT WITH EQUIPMENT SUPPLIER, PRIOR TO ROUGH-IN.
6. LABEL DEVICE PLATES WITH A PERMANENT ADHESIVE LABEL LISTING PANEL AND CIRCUIT FEEDING THE WIRING DEVICE.
7. UPDATE PANEL SCHEDULES AFFECTED BY RENOVATION.
8. NEW CIRCUIT BREAKERS PROVIDED SHALL MATCH THE EXISTING TYPE OF CIRCUIT BREAKERS IN PANEL BEING RENOVATED.
9. CONTRACTOR SHALL COMPLY WITH LATEST VERSION OF NEC.
10. MAINTAIN AND RESTORE, IF INTERRUPTED, ALL CONDUITS AND CONDUCTORS PASSING THROUGH RENOVATED AREAS AND SERVICING UNDISTURBED AREAS.
11. THE CONTRACTOR SHALL CONDUCT A SURVEY OF THE PROJECT AREA PRIOR TO COMMENCEMENT OF WORK TO IDENTIFY ANY EXISTING LIGHTING FIXTURES THAT MAY IMPEDE THE SCOPE OF WORK. ANY LIGHTING FIXTURES OBSTRUCTING THE WORK AREA SHALL BE REMOVED AND SECURELY STORED FOR REINSTALLATION UPON COMPLETION OF RELEVANT WORK.

KEY NOTES:

1. INSTALL NEW FAN COIL UNIT AND RECONNECT TO EXISTING LOCAL DISCONNECT. REUSE EXISTING BRANCH CIRCUIT. VERIFY CIRCUIT CAPACITY AND CONDITION PRIOR TO RECONNECTION.

KEY PLAN

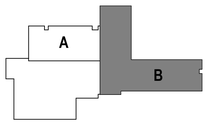

BID SET	05/04/2026
Revisions:	Date:

CONSULTANT

DAVENERGY SOLUTIONS
2207 GARNET AVE, SUITE 1
SAN DIEGO, CA 92109
619-770-8552

DAVENERGY SOLUTIONS ENGINEERING | CONSTRUCTION MANAGEMENT

DESIGNER OF RECORD

A/E:
DAVENERGY SOLUTIONS
2207 GARNET AVE, SUITE 1
SAN DIEGO, CA 92109
619-770-8552

DAVENERGY SOLUTIONS ENGINEERING | CONSTRUCTION MANAGEMENT

STAMP

LICENSED PROFESSIONAL ENGINEER DONNIE HOWARD ELECTRICAL E 25545 STATE OF CALIFORNIA
5-4-26

Office of Construction and Facilities Management

VA U.S. Department of Veterans Affairs

Drawing Title: 2ND FLOOR POWER PLAN - EAST

Approved: Approver

Phase: BID SET

FULLY SPRINKLERED

Project Title: REPLACE AND EXPAND CHILLED WATER INFRASTRUCTURE, BUILDING 1 AND OPC

Location: FRESNO VA HOSPITAL, 2615 CLIFTON AVE, FRESNO, CA 90703

Issue Date: 05/04/2026 | Checked: DH | Drawn: SE

Project Number: 570-20-308

Building Number:

Drawing Number: EP-104B

Autodesk Docs://222010 VA Fresno Chilled Water Infrastructure/570-20-308 VA CA Fresno Chilled Water Infrastructure_ELEC-R23.rvt

5/1/2026 4:59:26 PM

VA FORM 08 - 6231

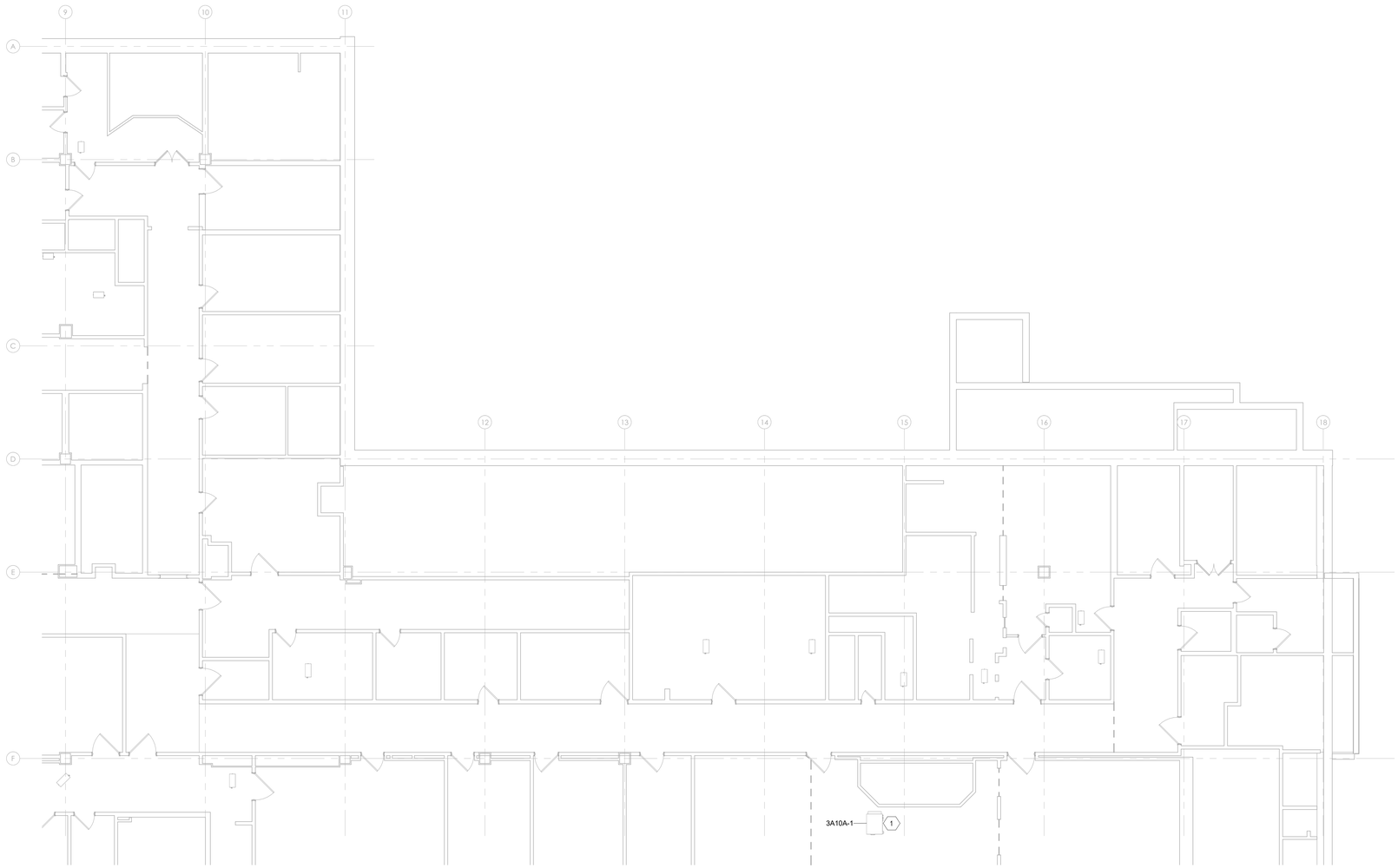

1 3RD FLOOR POWER PLAN - EAST
1/8" = 1'-0"

SHEET NOTES:

1. DRAWINGS ARE DIAGRAMMATIC IN NATURE. IT IS THE RESPONSIBILITY OF CONTRACTOR TO VERIFY EXISTING CONDUIT AND EQUIPMENT LOCATIONS. REPORT ANY DISCREPANCIES BETWEEN PLANS AND SITE CONDITIONS TO A/E. CONTRACTOR SHALL COORDINATE INSTALLATION ROUTING WITH ALL OTHER TRADES AND EXISTING CONDITIONS.
2. CONTRACTOR SHALL COORDINATE ALL ELECTRICAL EQUIPMENT AND CONDUIT WITH ARCHITECTURAL, STRUCTURAL, AND MECHANICAL SYSTEMS. CONTRACTOR SHALL PROVIDE NECESSARY OFFSETS TO AVOID CONFLICTS AND TO MAINTAIN REQUIRED EQUIPMENT ACCESS AND SERVICEABILITY.
3. EXISTING CONDITIONS ARE BASED ON EXISTING PLANS AND FIELD VERIFICATION WHERE FEASIBLE. CONSTRUCTION AREA CONDITIONS MAY DIFFER FROM THOSE INDICATED.
4. CONTRACTOR SHALL COORDINATE FINAL POINT OF CONNECTIONS WITH VA COR PRIOR TO ROUGH-IN.
5. COORDINATE FINAL EQUIPMENT CONNECTIONS AT EQUIPMENT WITH EQUIPMENT SUPPLIER, PRIOR TO ROUGH-IN.
6. LABEL DEVICE PLATES WITH A PERMANENT ADHESIVE LABEL LISTING PANEL AND CIRCUIT FEEDING THE WIRING DEVICE.
7. UPDATE PANEL SCHEDULES AFFECTED BY RENOVATION.
8. NEW CIRCUIT BREAKERS PROVIDED SHALL MATCH THE EXISTING TYPE OF CIRCUIT BREAKERS IN PANEL BEING RENOVATED.
9. CONTRACTOR SHALL COMPLY WITH LATEST VERSION OF NEC.
10. MAINTAIN AND RESTORE, IF INTERRUPTED, ALL CONDUITS AND CONDUCTORS PASSING THROUGH RENOVATED AREAS AND SERVICING UNDISTURBED AREAS.
11. THE CONTRACTOR SHALL CONDUCT A SURVEY OF THE PROJECT AREA PRIOR TO COMMENCEMENT OF WORK TO IDENTIFY ANY EXISTING LIGHTING FIXTURES THAT MAY IMPEDE THE SCOPE OF WORK. ANY LIGHTING FIXTURES OBSTRUCTING THE WORK AREA SHALL BE REMOVED AND SECURELY STORED FOR REINSTALLATION UPON COMPLETION OF RELEVANT WORK.

KEY NOTES:

1. INSTALL NEW FAN COIL UNIT AND RECONNECT TO EXISTING LOCAL DISCONNECT. REUSE EXISTING BRANCH CIRCUIT. VERIFY CIRCUIT CAPACITY AND CONDITION PRIOR TO RECONNECTION.

KEY PLAN

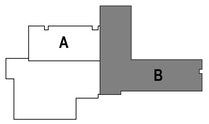

BID SET	05/04/2026
Revisions:	Date:

CONSULTANT

DAVENERGY SOLUTIONS
2207 GARNET AVE, SUITE 1
SAN DIEGO, CA 92109
619-770-8552

DESIGNER OF RECORD

A/E:
DAVENERGY SOLUTIONS
2207 GARNET AVE, SUITE 1
SAN DIEGO, CA 92109
619-770-8552

STAMP

LICENSED PROFESSIONAL ENGINEER
DONNIE HOWARD
E 25545
ELECTRICAL
STATE OF CALIFORNIA
5-4-26

Office of Construction and Facilities Management

VA U.S. Department of Veterans Affairs

Drawing Title: 3RD FLOOR POWER PLAN - EAST

Approved: Approver

Phase: BID SET

FULLY SPRINKLERED

Project Title: REPLACE AND EXPAND CHILLED WATER INFRASTRUCTURE, BUILDING 1 AND OPC

Location: FRESNO VA HOSPITAL, 2615 CLIFTON AVE, FRESNO, CA 90703

Issue Date: 05/04/2026 | Checked: DH | Drawn: SE

Project Number: 570-20-308

Building Number:

Drawing Number: EP-105B

Autodesk Docs://222010 VA Fresno Chilled Water Infrastructure/570-20-308 VA CA Fresno Chilled Water Infrastructure_ELEC-R23.rvt

5/1/2026 4:59:21 PM

VA FORM 08 - 6231



1 6TH FLOOR POWER PLAN - WEST
1/8" = 1'-0"

SHEET NOTES:

1. DRAWINGS ARE DIAGRAMMATIC IN NATURE. IT IS THE RESPONSIBILITY OF CONTRACTOR TO VERIFY EXISTING CONDUIT AND EQUIPMENT LOCATIONS. REPORT ANY DISCREPANCIES BETWEEN PLANS AND SITE CONDITIONS TO A/E. CONTRACTOR SHALL COORDINATE INSTALLATION ROUTING WITH ALL OTHER TRADES AND EXISTING CONDITIONS.
2. CONTRACTOR SHALL COORDINATE ALL ELECTRICAL EQUIPMENT AND CONDUIT WITH ARCHITECTURAL, STRUCTURAL, AND MECHANICAL SYSTEMS. CONTRACTOR SHALL PROVIDE NECESSARY OFFSETS TO AVOID CONFLICTS AND TO MAINTAIN REQUIRED EQUIPMENT ACCESS AND SERVICEABILITY.
3. EXISTING CONDITIONS ARE BASED ON EXISTING PLANS AND FIELD VERIFICATION WHERE FEASIBLE. CONSTRUCTION AREA CONDITIONS MAY DIFFER FROM THOSE INDICATED.
4. CONTRACTOR SHALL COORDINATE FINAL POINT OF CONNECTIONS WITH VA COR PRIOR TO ROUGH-IN.
5. COORDINATE FINAL EQUIPMENT CONNECTIONS AT EQUIPMENT WITH EQUIPMENT SUPPLIER, PRIOR TO ROUGH-IN.
6. LABEL DEVICE PLATES WITH A PERMANENT ADHESIVE LABEL LISTING PANEL AND CIRCUIT FEEDING THE WIRING DEVICE.
7. UPDATE PANEL SCHEDULES AFFECTED BY RENOVATION.
8. NEW CIRCUIT BREAKERS PROVIDED SHALL MATCH THE EXISTING TYPE OF CIRCUIT BREAKERS IN PANEL BEING RENOVATED.
9. CONTRACTOR SHALL COMPLY WITH LATEST VERSION OF NEC.
10. MAINTAIN AND RESTORE, IF INTERRUPTED, ALL CONDUITS AND CONDUCTORS PASSING THROUGH RENOVATED AREAS AND SERVICING UNDISTURBED AREAS.
11. THE CONTRACTOR SHALL CONDUCT A SURVEY OF THE PROJECT AREA PRIOR TO COMMENCEMENT OF WORK TO IDENTIFY ANY EXISTING LIGHTING FIXTURES THAT MAY IMPEDE THE SCOPE OF WORK. ANY LIGHTING FIXTURES OBSTRUCTING THE WORK AREA SHALL BE REMOVED AND SECURELY STORED FOR REINSTALLATION UPON COMPLETION OF RELEVANT WORK.

KEY NOTES:

1. INSTALL NEW FAN COIL UNIT AND RECONNECT TO EXISTING LOCAL DISCONNECT. REUSE EXISTING BRANCH CIRCUIT. VERIFY CIRCUIT CAPACITY AND CONDITION PRIOR TO RECONNECTION.

KEY PLAN

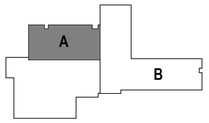

BID SET	05/04/2026
Revisions:	Date:

CONSULTANT

DAVENERGY SOLUTIONS
2207 GARNET AVE, SUITE 1
SAN DIEGO, CA 92109
619-770-8552

DESIGNER OF RECORD

A/E:
DAVENERGY SOLUTIONS
2207 GARNET AVE, SUITE 1
SAN DIEGO, CA 92109
619-770-8552

STAMP

LICENSED PROFESSIONAL ENGINEER DONNIE HOWARD E 25545 ELECTRICAL STATE OF CALIFORNIA
5-4-26

Office of Construction and Facilities Management

VA U.S. Department of Veterans Affairs

Drawing Title: 6TH FLOOR POWER PLAN - WEST	Phase: BID SET	Project Title: REPLACE AND EXPAND CHILLED WATER INFRASTRUCTURE, BUILDING 1 AND OPC	Project Number: 570-20-308
Approved: Approver	FULLY SPRINKLERED	Location: FRESNO VA HOSPITAL, 2615 CLIFTON AVE, FRESNO, CA 90703	Building Number:
		Issue Date: 05/04/2026 / Checked: DH / Drawn: SE	Drawing Number: EP-108A

VA FORM 08 - 6231

Autodesk Docs://222010 VA Fresno Chilled Water Infrastructure/570-20-308 VA CA Fresno Chilled Water Infrastructure_ELEC-R23.rvt
5/1/2026 4:59:21 PM

MECHANICAL EQUIPMENT SCHEDULE									
PUMP TAG	QTY	MOTOR HP	VOLTAGE/PHASE	HP	FLA	MCA	MOCP	DISCONNECT	NOTES
K-COIL	2	25 HP	208 V / 3 PH	25	74.8 A	93.5 A	175 A	VFD INTEGRATED	1, 3, 4, 5
ZONE COIL	2	10 HP	208 V / 3 PH	10	30.8 A	38.5 A	70 A	VFD INTEGRATED	2, 3, 4, 5

SCHEDULE NOTES:

1. PROVIDE A FACTORY-ASSEMBLED, WALL-MOUNTED VARIABLE FREQUENCY DRIVE (VFD) ABB ACH580-01-075A-2 OR EQUIVALENT.
2. PROVIDE A FACTORY-ASSEMBLED, WALL-MOUNTED VARIABLE FREQUENCY DRIVE (VFD) ABB ACH580-01-046A-2 OR EQUIVALENT.
3. PROVIDE A FACTORY-INTEGRATED INPUT DISCONNECT MOUNTED WITHIN THE SAME ENCLOSURE AS THE VFD.
4. COORDINATE WITH MECHANICAL CONTRACTOR TO DETERMINE FINAL VFD MOUNTING LOCATION.
5. REFER TO APPROVED SHOP DRAWINGS AND EQUIPMENT SUBMITTALS FOR FINAL SIZING, PARAMETERS, AND STARTUP REQUIREMENTS.

LOAD SUMMARY FOR PANEL : MCC-SB			
PANEL RATED AMPS	=	800	AMPS
(30 DAY LOAD READING)			
(12/16/25 TO 01/15/26)			
EXISTING DEMAND LOAD	=		KVA
EXISTING DEMAND X 1.25 (KVA)	=		KVA
TOTAL LOAD (KW)	=		KW @ 0.8PF
AMPS @ 120/208V, 3PH, 4W	=		AMPS @ 208V
REPORT PANEL LOAD	=		
REPORT PANEL REMAINING CAPACITY	=		

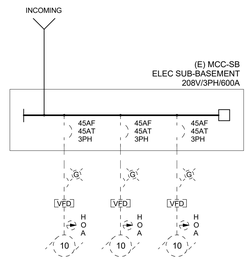

1 SINGLE LINE DIAGRAM - DEMO
12" = 1'-0"

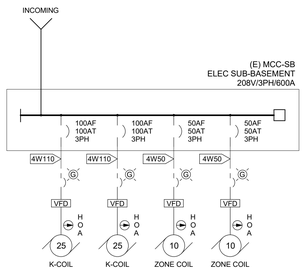

2 SINGLE LINE DIAGRAM - NEW
12" = 1'-0"

FEEDER SCHEDULE			
FEEDER NUMBER	ALL FEEDER SIZES MAY NOT APPEAR ON THESE DWGS.		
#	NO. OF CONDUITS	SIZE OF CONDUITS	NO. AND SIZE OF CONDUCTORS IN EACH CONDUIT
3W20	1	3/4"	3#12 AWG & 1#12 GND
4W20	1	3/4"	4#12 AWG & 1#12 GND
2W30	1	3/4"	2#10 AWG & 1#10 GND
3W30	1	3/4"	3#10 AWG & 1#10 GND
4W30	1	3/4"	4#10 AWG & 1#10 GND
2W40	1	1"	2#8 AWG & 1#10 GND
3W40	1	1"	3#8 AWG & 1#10 GND
4W40	1	1"	4#8 AWG & 1#10 GND
3W50	1	1"	3#6 AWG & 1#10 GND
4W50	1	1"	4#6 AWG & 1#10 GND
3W70	1	1 1/2"	3#4 AWG & 1#8 GND
4W70	1	1 1/2"	4#4 AWG & 1#8 GND
3W90	1	1 1/2"	3#2 AWG & 1#8 GND
4W90	1	1 1/2"	4#2 AWG & 1#8 GND
3W110	1	2"	3#1 AWG & 1#6 GND
4W110	1	2"	4#1 AWG & 1#6 GND

Switchboard: (E) PNL MCC-SB

Location: SUB-BASEMENT
Supply From: -
Mounting:
Enclosure:
Volts: 480/277 Wye
Phases: 3
Wires: 4
A.I.C. Rating: 42000 kA
Mains Type: MLO
Mains Rating: 600 A
MCB Rating: -

Notes:

CKT	Circuit Description	# of Poles	Frame Size	Trip Rating	Load	Remarks
1	CHILL PUMP #3	3	100 A	100 A		
2	CHILL PUMP #4	3	100 A	100 A		
3	AHU-8	3	100 A	100 A		
4	MED AIR COMP	3	250 A	175 A		
5	VAC PUMP #1	3	100 A	100 A		
6	VAC PUMP #2	3	100 A	100 A		
7	CNTRL AIR W	3	100 A	100 A		
8	CNTRL AIR E	3	100 A	100 A		
9	PUMP #39	3	50 A	50 A		
10	PUMP #38	3	50 A	50 A		
11	PUMP #1 SEWER	3	30 A	30 A		
12	PUMP #2 SEWER	3	30 A	30 A		
13	PUMP #40 HOT	3	30 A	30 A		
14	PUMP #41 HOT	3	30 A	30 A		
15	SUMP #1A W	3	30 A	30 A		
16	SUMP #1B W	3	30 A	30 A		
17	SUMP #3A E	3	30 A	30 A		
18	SUMP #3B	3	30 A	30 A		
19	SUMP #3SN	3	30 A	30 A		
20	SUMP #3SS	3	30 A	30 A		
21	PUMP #36	3	50 A	50 A		
22	PUMP #37	3	50 A	50 A		
23	(E) PNL SB-O	3	250 A	250 A		
24				Total Conn. Load:		
				Total Amps:		

Legend:

Load Classification	Connected Load	Demand Factor		Estimated Demand		Panel Totals	
						Total Conn. Load:	
						Total Est. Demand:	
						Total Conn.:	
						Total Est. Demand:	

Notes:

5 (E) MCC-SB PANEL SCHEDULE - DEMO
12" = 1'-0"

Switchboard: (E) PNL MCC-SB

Location: SUB-BASEMENT
Supply From: -
Mounting:
Enclosure:
Volts: 480/277 Wye
Phases: 3
Wires: 4
A.I.C. Rating: 42000 kA
Mains Type: MLO
Mains Rating: 600 A
MCB Rating: -

Notes:

CKT	Circuit Description	# of Poles	Frame Size	Trip Rating	Load	Remarks
1	CHILL PUMP #3	3	100 A	100 A		
2	CHILL PUMP #4	3	100 A	100 A		
3	AHU-8	3	100 A	100 A		
4	MED AIR COMP	3	250 A	175 A		
5	VAC PUMP #1	3	100 A	100 A		
6	VAC PUMP #2	3	100 A	100 A		
7	CNTRL AIR W	3	100 A	100 A		
8	CNTRL AIR E	3	100 A	100 A		
9	PUMP #39	3	50 A	50 A		
10	PUMP #38	3	50 A	50 A		
11	PUMP #1 SEWER	3	30 A	30 A		
12	PUMP #2 SEWER	3	30 A	30 A		
13	PUMP #40 HOT	3	30 A	30 A		
14	PUMP #41 HOT	3	30 A	30 A		
15	SUMP #1A W	3	30 A	30 A		
16	SUMP #1B W	3	30 A	30 A		
17	SUMP #3A E	3	30 A	30 A		
18	SUMP #3B	3	30 A	30 A		
19	**ZONE COIL #1**	3	**50 A**	**50 A**		
20	**ZONE COIL #2**	3	**50 A**	**50 A**		
21	**K-COIL #1**	3	**100 A**	**100 A**		
22	**K-COIL #2**	3	**100 A**	**100 A**		
23	(E) PNL SB-O	3	250 A	250 A		
24				Total Conn. Load:		
				Total Amps:		

Legend:

Load Classification	Connected Load	Demand Factor		Estimated Demand		Panel Totals	
						Total Conn. Load:	
						Total Est. Demand:	
						Total Conn.:	
						Total Est. Demand:	

Notes:

6 (E) MCC-SB PANEL SCHEDULE - NEW
12" = 1'-0"

BID SET	05/04/2026
Revisions:	Date:

CONSULTANT
DAVENERGY SOLUTIONS
2207 GARNET AVE, SUITE 1
SAN DIEGO, CA 92109
619-770-8552

DESIGNER OF RECORD
A/E:
DAVENERGY SOLUTIONS
2207 GARNET AVE, SUITE 1
SAN DIEGO, CA 92109
619-770-8552

STAMP
LICENSED PROFESSIONAL ENGINEER DONNIE HOWARD E 25545 ELECTRICAL STATE OF CALIFORNIA
5-4-26

Office of Construction and Facilities Management
VA U.S. Department of Veterans Affairs

Drawing Title: ELECTRICAL SINGLE LINE DIAGRAMS AND SCHEDULES
Approved: Approver
Phase: BID SET
FULLY SPRINKLERED
Project Title: REPLACE AND EXPAND CHILLED WATER INFRASTRUCTURE, BUILDING 1 AND OPC
Location: FRESNO VA HOSPITAL, 2615 CLIFTON AVE, FRESNO, CA 90703
Issue Date: 05/04/2026
Checked: DH
Drawn: SE
Project Number: 570-20-308
Building Number:
Drawing Number: E-601

Autodesk Docs://222010 VA Fresno Chilled Water Infrastructure/570-20-308 VA CA Fresno Chilled Water Infrastructure_ELEC-R23.rvt
5/1/2026 4:59:22 PM

VA FORM 08 - 6231