

1 SIXTH FLOOR STRUCTURAL PLAN - AREA A
1/8" = 1'-0"

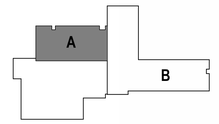

BID SET	05/04/2026
Revisions:	Date:

CONSULTANT

SIMPSON GUMPERTZ & HEGER
757 S ALAMEDA ST, SUITE 440
LOS ANGELES, CA 90021
213-271-2000

DESIGNER OF RECORD

A/E:
DAVENERGY SOLUTIONS
2207 GARNET AVE, SUITE I
SAN DIEGO, CA 92109
619-770-8552

DAVENERGY SOLUTIONS
ENGINEERING | CONSTRUCTION MANAGEMENT

STAMP

REGISTERED PROFESSIONAL ENGINEER
JAMES McDONALD
No. S 4766
STRUCTURAL
STATE OF CALIFORNIA

Office of Construction and Facilities Management

VA U.S. Department of Veterans Affairs

Drawing Title
SIXTH FLOOR STRUCTURAL PLAN - AREA A

Phase
BID SET

Project Title
REPLACE AND EXPAND CHILLED WATER INFRASTRUCTURE, BUILDING 1 AND OPC

Project Number
570-20-308

Building Number
1

Location
FRESNO VA HOSPITAL
2615 E CLINTON AVE, FRESNO, CA 93703

Drawing Number
S-108A

Approved: Approver

-

Issue Date	Checked	Drawn
05/04/2026	SGH	SGH

C:\Users\tchang\Documents\Revit\20231228104_CHIL_SE_R23_tomchang.rvt

5/1/2026 3:44:40 PM

VA FORM 08 - 6231



1 SEVENTH FLOOR STRUCTURAL PLAN - AREA B
1/8" = 1'-0"

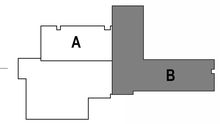

BID SET	05/04/2026
Revisions:	Date:

CONSULTANT

SIMPSON GUMPERTZ & HEGER
757 S ALAMEDA ST, SUITE 440
LOS ANGELES, CA 90021
213-271-2000

DESIGNER OF RECORD

A/E:
DAVENERGY SOLUTIONS
2207 GARNET AVE, SUITE I
SAN DIEGO, CA 92109
619-770-8552

DAVENERGY SOLUTIONS
ENGINEERING | CONSTRUCTION MANAGEMENT

STAMP

REGISTERED PROFESSIONAL ENGINEER
JAMES McDONALD
No. S 4766
STRUCTURAL
STATE OF CALIFORNIA

Office of Construction and Facilities Management

VA U.S. Department of Veterans Affairs

Drawing Title	SEVENTH FLOOR STRUCTURAL PLAN - AREA B
Approved: Approver	
Phase	BID SET
-	
Project Title	REPLACE AND EXPAND CHILLED WATER INFRASTRUCTURE, BUILDING 1 AND OPC
Location	FRESNO VA HOSPITAL 2615 E CLINTON AVE, FRESNO, CA 93703
Issue Date	05/04/2026
Checked	SGH
Drawn	SGH
Project Number	570-20-308
Building Number	1
Drawing Number	S-109B

C:\Users\tchang\Documents\Revit\20023\228104_CHIL_SE_R23_tchang.rvt
5/1/2026 3:44:44 PM
VA FORM 08 - 6231

INFECTION CONTROL RISK ASSESSMENT NOTES - CLASS IV

DURING CONSTRUCTION PROJECT

1. CONSTRUCT AND COMPLETE CRITICAL BARRIERS MEETING NFPA 241 REQUIREMENTS. BARRIERS MUST EXTEND TO THE CEILING OR IF CEILING TILE IS REMOVED, TO THE DECK ABOVE.
2. ALL (PLASTIC OR HARD) BARRIER CONSTRUCTION ACTIVITIES MUST BE COMPLETED IN A MANNER THAT PREVENTS DUST RELEASE. PLASTIC BARRIERS MUST BE EFFECTIVELY AFFIXED TO GROUND AND CEILING AND SECURE FROM MOVEMENT OR DAMAGE. APPLY TAPE THAT WILL NOT LEAVE A RESIDUE TO SEAL GAPS BETWEEN BARRIERS, CEILING OR FLOOR.
3. SEAL ALL PENETRATIONS IN CONTAINMENT BARRIERS, INCLUDING FLOORS AND CEILING, USING APPROVED MATERIALS (UL SCHEDULE FIRESTOP IF APPLICABLE FOR BARRIER TYPE).
4. CONTAINMENT UNITS OR ENVIRONMENTAL CONTAINMENT UNITS (ECUS) APPROVED FOR CLASS IV PRECAUTIONS IN SMALL AREAS TOTALLY CONTAINED BY THE UNIT AND THAT HAS HEPA-FILTERED EXHAUST AIR.
5. REMOVE OR ISOLATE RETURN AIR DIFFUSERS TO AVOID DUST ENTERING THE HVAC SYSTEM.
6. REMOVE OR ISOLATE THE SUPPLY AIR DIFFUSERS TO AVOID POSITIVE PRESSURIZATION OF THE SPACE.
7. NEGATIVE AIRFLOW PATTERN MUST BE MAINTAINED FROM THE ENTRY POINT TO THE ANTEROOM AND INTO THE CONSTRUCTION AREA. THE AIRFLOW MUST CASCADE FROM OUTSIDE TO INSIDE THE CONSTRUCTION AREA. THE ENTIRE CONSTRUCTION AREA MUST REMAIN NEGATIVELY PRESSURIZED.
8. MAINTAIN NEGATIVE PRESSURIZATION OF THE ENTIRE WORKSPACE BY USE OF HEPA EXHAUST AIR SYSTEMS DIRECTED OUTDOORS. EXHAUST DISCHARGED DIRECTLY TO THE OUTDOORS THAT IS 25 FEET OR GREATER FROM ENTRANCES, AIR INTAKES AND WINDOWS DOES NOT REQUIRE HEPA-FILTERED AIR.
9. IF EXHAUST IS DIRECTED INDOORS, THEN THE SYSTEM MUST BE HEPA FILTERED. PRIOR TO START OF WORK, HEPA FILTRATION MUST BE VERIFIED BY PARTICULATE MEASUREMENT AS NO LESS THAN 99.97% EFFICIENCY AND MUST NOT ALTER OR CHANGE AIRFLOW/PRESSURE RELATIONSHIPS IN OTHER AREAS.
10. EXHAUST INTO SHARED OR RECIRCULATING HVAC SYSTEMS, OR OTHER SHARED EXHAUST SYSTEMS (E.G., BATHROOM EXHAUST) IS NOT ACCEPTABLE.
11. INSTALL DEVICE (DIGITAL MONITORING) ON EXTERIOR OF WORK CONTAINMENT TO CONTINUALLY MONITOR NEGATIVE PRESSURIZATION. THE "BALL IN THE WALL" OR SIMILAR APPARATUS ARE NOT ACCEPTABLE.
12. CONTAIN ALL TRASH AND DEBRIS IN THE WORK AREA.
13. NONPOROUS/SMOOTH AND CLEANABLE CONTAINERS (WITH A HARD LID) MUST BE USED TO TRANSPORT TRASH AND DEBRIS FROM THE CONSTRUCTION AREAS. THESE CONTAINERS MUST BE DAMP-WIPED CLEANED AND FREE OF VISIBLE DUST/DEBRIS BEFORE LEAVING THE CONTAINED WORK AREA.
14. WORKER CLOTHING MUST BE CLEAN AND FREE OF VISIBLE DUST BEFORE LEAVING THE WORK AREA. HEPA VACUUMING OF CLOTHING OR USE OF COVER SUITES IS ACCEPTABLE.
15. WORKERS MUST WEAR SHOE COVERS PRIOR TO ENTRY INTO THE WORK AREA. SHOE COVERS MUST BE CHANGED PRIOR TO EXITING THE ANTEROOM TO THE OCCUPIED SPACE (NON-WORK AREA). DAMAGED SHOE COVERS MUST BE IMMEDIATELY CHANGED.
16. INSTALL A STICKY (DUST COLLECTION) MAT AT ENTRANCE OF CONTAINED WORK AREA BASED ON FACILITY POLICY. STICKY MATS MUST BE CHANGED ROUTINELY AND WHEN VISIBLY SOILED.
17. IN THE EVENT THAT THERE IS A DEVIATION IN PLACE TO DISCHARGE THE EXHAUST AIR INTO OCCUPIED SPACE (AND NOT OUTSIDE), THEN CONSIDER PARTICULATE SAMPLING TO HELP IDENTIFY CONTAMINANTS THAT MAY ENTER PATIENT CARE AREAS.

UPON COMPLETION OF PROJECT

CONSTRUCTION AREAS MUST BE INSPECTED BY AN INFECTION PREVENTIONIST OR DESIGNEE AND ENGINEERING REPRESENTATIVE FOR DISCONTINUATION OR DOWNGRADING OF ICRA PRECAUTIONS.

WORK AREA CLEANING:

1. CLEAN WORK AREAS INCLUDING ALL ENVIRONMENTAL SURFACES, HIGH HORIZONTAL SURFACES AND FLOORING MATERIALS.
2. CHECK ALL SUPPLY AND RETURN AIR REGISTERS FOR DUST ACCUMULATION ON UPPER SURFACES AS WELL AS AIR DIFFUSER SURFACES.

REMOVAL OF CRITICAL BARRIERS:

1. CRITICAL BARRIERS MUST REMAIN IN PLACE DURING ALL WORK INVOLVING DRYWALL REMOVAL, CREATION OF DUST AND ACTIVITIES BEYOND SIMPLE TOUCH-UP WORK. THE BARRIER MAY NOT BE REMOVED UNTIL A WORK AREA CLEANING HAS BEEN PERFORMED.
2. ALL (PLASTIC OR HARD) BARRIER REMOVAL ACTIVITIES MUST BE COMPLETED IN A MANNER THAT PREVENTS DUST RELEASE. USE THE FOLLOWING PRECAUTIONS WHEN REMOVING HARD BARRIERS:
3. CAREFULLY REMOVE SCREWS AND PAINTER TAPE.
4. IF DUST WILL BE GENERATED DURING SCREW REMOVAL, USE HAND-HELD HEPA VACUUM.
5. DRYWALL CUTTING IS PROHIBITED DURING REMOVAL PROCESS.
6. CLEAN ALL STUD TRACKS WITH HEPA VACUUM BEFORE REMOVING OUTER HARD BARRIER.
7. USE A PLASTIC BARRIER TO ENCLOSE AREA IF DUST COULD BE GENERATED.

NEGATIVE AIR REQUIREMENTS:

1. THE USE OF NEGATIVE AIR MUST BE DESIGNED TO REMOVE CONTAMINATES FROM THE WORK AREA.
2. NEGATIVE AIR DEVICES MUST REMAIN OPERATIONAL AT ALL TIMES AND IN PLACE FOR A PERIOD AFTER COMPLETION OF DUST CREATING ACTIVITIES TO REMOVE CONTAMINANTS FROM THE WORK AREA AND BEFORE REMOVAL OF CRITICAL BARRIERS.
3. MAINTAIN MINIMUM NEGATIVE AIR PRESSURE, 0.01 INCHES OF WATER GAUGE WITHIN WORK SITE UTILIZING HEPA EQUIPPED AIR FILTRATION UNITS AND CONTINUOUSLY MONITORED WITH A DIGITAL DISPLAY, RECORDING AND ALARM INSTRUMENT, WHICH MUST BE CALIBRATED ON INSTALLATION, MAINTAINED WITH PERIODIC CALIBRATION, AND MONITORED.

HVAC SYSTEMS:

1. UPON REMOVAL OF CRITICAL BARRIERS, REMOVE ISOLATION OF HVAC SYSTEM IN AREAS WHERE WORK IS BEING PERFORMED.
2. VERIFY THAT HVAC SYSTEMS ARE CLEAN AND OPERATIONAL.
3. VERIFY THE HVAC SYSTEMS MEETS ORIGINAL AIRFLOW AND AIR EXCHANGE DESIGN SPECIFICATIONS.

INFECTION CONTROL RISK ASSESSMENT NOTES - CLASS III

DURING CONSTRUCTION PROJECT

1. PROVIDE ACTIVE MEANS TO PREVENT AIRBORNE DUST DISPERSION INTO THE OCCUPIED AREAS.
2. MEANS FOR CONTROLLING MINIMAL DUST DISPERSION MAY INCLUDE HAND-HELD HEPA VACUUM DEVICES, POLYETHYLENE PLASTIC CONTAINMENT, OR ISOLATION OF WORK AREA BY CLOSING ROOM DOOR.
3. REMOVE OR ISOLATE RETURN AIR DIFFUSERS TO AVOID DUST FROM ENTERING THE HVAC SYSTEM.
4. REMOVE OR ISOLATE THE SUPPLY AIR DIFFUSERS TO AVOID POSITIVE PRESSURIZATION OF THE SPACE,
5. IF WORK AREA IS CONTAINED, THEN IT MUST BE NEGATIVELY PRESSURIZED AT ALL TIMES.
6. SEAL ALL DOORS WITH TAPE THAT WILL NOT LEAVE RESIDUE.
7. CONTAIN ALL TRASH AND DEBRIS IN THE WORK AREA.
8. NONPOROUS/SMOOTH AND CLEANABLE CONTAINERS (WITH A HARD LID) MUST BE USED TO TRANSPORT TRASH AND DEBRIS FROM THE CONSTRUCTION AREAS. THESE CONTAINERS MUST BE DAMP-WIPED CLEANED AND FREE OF VISIBLE DUST/DEBRIS BEFORE LEAVING THE CONTAINED WORK AREA.
9. INSTALL A STICKY (DUST COLLECTION) MAT AT ENTRANCE OF CONTAINED WORK AREA BASED ON FACILITY POLICY. STICKY MATS MUST BE CHANGED ROUTINELY AND WHEN VISIBLY SOILED.
10. MAINTAIN CLEAN SURROUNDINGS WHEN AREA IS NOT CONTAINED BY DAMP MOPPING OR HEPA VACUUMING SURFACES.

UPON COMPLETION OF PROJECT

CONSTRUCTION AREAS MUST BE INSPECTED BY AN INFECTION PREVENTIONIST OR DESIGNEE AND ENGINEERING REPRESENTATIVE FOR DISCONTINUATION OR DOWNGRADING OF ICRA PRECAUTIONS.

WORK AREA CLEANING:

1. CLEAN WORK AREAS INCLUDING ALL ENVIRONMENTAL SURFACES, HIGH HORIZONTAL SURFACES AND FLOORING MATERIALS.
2. CHECK ALL SUPPLY AND RETURN AIR REGISTERS FOR DUST ACCUMULATION ON UPPER SURFACES AS WELL AS AIR DIFFUSER SURFACES.

REMOVAL OF CRITICAL BARRIERS:

1. CRITICAL BARRIERS MUST REMAIN IN PLACE DURING ALL WORK INVOLVING DRYWALL REMOVAL, CREATION OF DUST AND ACTIVITIES BEYOND SIMPLE TOUCH-UP WORK. THE BARRIER MAY NOT BE REMOVED UNTIL A WORK AREA CLEANING HAS BEEN PERFORMED.
2. ALL (PLASTIC OR HARD) BARRIER REMOVAL ACTIVITIES MUST BE COMPLETED IN A MANNER THAT PREVENTS DUST RELEASE. USE THE FOLLOWING PRECAUTIONS WHEN REMOVING HARD BARRIERS:
3. CAREFULLY REMOVE SCREWS AND PAINTER TAPE.
4. IF DUST WILL BE GENERATED DURING SCREW REMOVAL, USE HAND-HELD HEPA VACUUM.
5. DRYWALL CUTTING IS PROHIBITED DURING REMOVAL PROCESS.
6. CLEAN ALL STUD TRACKS WITH HEPA VACUUM BEFORE REMOVING OUTER HARD BARRIER.
7. USE A PLASTIC BARRIER TO ENCLOSE AREA IF DUST COULD BE GENERATED.

NEGATIVE AIR REQUIREMENTS:

1. THE USE OF NEGATIVE AIR MUST BE DESIGNED TO REMOVE CONTAMINATES FROM THE WORK AREA.
2. NEGATIVE AIR DEVICES MUST REMAIN OPERATIONAL AT ALL TIMES AND IN PLACE FOR A PERIOD AFTER COMPLETION OF DUST CREATING ACTIVITIES TO REMOVE CONTAMINANTS FROM THE WORK AREA AND BEFORE REMOVAL OF CRITICAL BARRIERS.
3. MAINTAIN MINIMUM NEGATIVE AIR PRESSURE, 0.01 INCHES OF WATER GAUGE WITHIN WORK SITE UTILIZING HEPA EQUIPPED AIR FILTRATION UNITS AND CONTINUOUSLY MONITORED WITH A DIGITAL DISPLAY, RECORDING AND ALARM INSTRUMENT, WHICH MUST BE CALIBRATED ON INSTALLATION, MAINTAINED WITH PERIODIC CALIBRATION, AND MONITORED.

HVAC SYSTEMS:

1. UPON REMOVAL OF CRITICAL BARRIERS, REMOVE ISOLATION OF HVAC SYSTEM IN AREAS WHERE WORK IS BEING PERFORMED.
2. VERIFY THAT HVAC SYSTEMS ARE CLEAN AND OPERATIONAL.
3. VERIFY THE HVAC SYSTEMS MEETS ORIGINAL AIRFLOW AND AIR EXCHANGE DESIGN SPECIFICATIONS.

INFECTION CONTROL RISK ASSESSMENT NOTES - CLASS II

DURING CONSTRUCTION PROJECT

1. REMOVE OR ISOLATE HVAC SYSTEM IN AREA WHERE WORK IS BEING DONE TO PREVENT CONTAMINATION OF DUCT SYSTEM.
2. COMPLETE ALL CRITICAL BARRIERS I.E. SHEETROCK, PLYWOOD, PLASTIC, TO SEAL AREA FROM NON-WORK AREA OR IMPLEMENT CONTROL CUBE METHOD (CART WITH PLASTIC COVERING AND SEALED CONNECTION TO WORK SITE WITH HEPA VACUUM FOR VACUUMING PRIOR TO EXIT) BEFORE CONSTRUCTION BEGINS.
3. MAINTAIN NEGATIVE AIR PRESSURE WITHIN WORK SITE UTILIZING HEPA EQUIPPED AIR FILTRATION UNITS.
4. NEGATIVE PRESSURE MONITORING DEVICES SHOULD BE VISIBLE FROM OUTSIDE THE WORKSITE AND READINGS SHOULD BE DOCUMENTED AS LEAST DAILY.
5. CONTAIN CONSTRUCTION WASTE BEFORE TRANSPORT IN TIGHTLY COVERED CONTAINERS.
6. MAINTAIN CLEAN STICKY MAT AT ENTRANCE AND EXIT OF WORK AREA.
7. COVER CONSTRUCTION WASTE BEFORE TRANSPORT IN COVERED CONTAINERS

UPON COMPLETION OF PROJECT

1. DO NOT REMOVE BARRIERS FROM WORK AREA UNTIL COMPLETED PROJECT IS INSPECTED BY THE SAFETY DEPARTMENT AND INFECTION PREVENTION & CONTROL AND THOROUGHLY CLEANED BY THE ENVIRONMENTAL MANAGEMENT SERVICE.
2. REMOVE BARRIER MATERIALS CAREFULLY TO MINIMIZE SPREADING OF DIRT AND DEBRIS ASSOCIATED WITH CONSTRUCTION.
3. VACUUM WORK AREA WITH HEPA FILTERED VACUUMS.
4. WET MOP AREA WITH CLEANER/DISINFECTANT.
5. UPON COMPLETION, RESTORE HVAC SYSTEM WHERE WORK WAS PERFORMED.

PHASING GENERAL NOTES

1. PHASING IS TO BE DONE IN SEQUENCE ACCORDING TO PLANS.
2. NO PHASING OVERLAP OR WORK OUT OF SEQUENCE SHALL BE ALLOWED.
3. THE CONTRACTOR IS TO DEVELOP THEIR OWN DETAIL PHASING PLAN AND PRESENT TO THE VA COR FOR FINAL APPROVAL PRIOR TO PROJECT CONSTRUCTION START. REFER TO 01 00 00 FOR FURTHER REQUIREMENTS.

CURRENT 4/2 2026: PHASING SEQUENCE:
- A. EXTERIOR SITE CIVIL
- B. SUB-BASEMENT (REPLACE PUMPS, SET UP INFRASTRUCTURE FOR RISERS/INSTALLED, CONNECT TO EXISTING, AIR HANDLER CONNECTIONS)
- C. INSTALL INTERIOR RISERS UP TO 7TH FLOOR AND EXTERIOR CHASE (SIXTH AND SEVENTH FLOORS)
- D. INTERIOR 7TH FLOOR (NEW CHILLED WATER AND NEW CONDENSATE PIPING, DEMO CHILLED WATER BACK TO RISER CONNECT NEW CONDENSATE TO UNITS AND EXISTING RISER)
- E. INTERIOR 6TH FLOOR (NEW CHILLED WATER AND NEW CONDENSATE, , DEMO CHILLED WATER BACK TO RISER CONNECT NEW CONDENSATE TO UNITS AND EXISTING RISER)
- F. INTERIOR 5TH FLOOR, TWO PHASES (NEW CHILLED WATER AND NEW CONDENSATE, DEMO CHILLED WATER BACK TO RISER CONNECT NEW CONDENSATE TO UNITS AND EXISTING RISER)
- G. INTERIOR 4TH FLOOR, TWO PHASES (NEW CHILLED WATER AND NEW CONDENSATE, DEMO CHILLED WATER BACK TO RISER CONNECT NEW CONDENSATE TO UNITS AND EXISTING RISER)
- H. INTERIOR 3RD FLOOR, TWO PHASES (NEW CHILLED WATER AND NEW CONDENSATE, DEMO CHILLED WATER BACK TO RISER CONNECT NEW CONDENSATE TO UNITS AND EXISTING RISER)
- I. INTERIOR 2ND FLOOR, TWO PHASES (NEW CHILLED WATER AND NEW CONDENSATE, DEMO CHILLED WATER BACK TO RISER CONNECT NEW CONDENSATE TO UNITS AND EXISTING RISER)
- J. INTERIOR 1ST FLOOR, TWO PHASES (NEW CHILLED WATER AND NEW CONDENSATE, DEMO CHILLED WATER BACK TO RISER CONNECT NEW CONDENSATE TO UNITS AND EXISTING RISER)
- K. INTERIOR BASEMENT FLOOR, TWO PHASES (NEW CHILLED WATER AND NEW CONDENSATE, DEMO CHILLED WATER BACK TO RISER CONNECT NEW CONDENSATE TO UNITS AND EXISTING RISER)
- L. DEMO CHILLED WATER RISERS AND DEMO EXISTING CONDENSATE AND INSTALL NEW CONDENSATE AND CONEECT TO NEW CONDSATE PIPING. TO BE PHASED FOR ONLY ONE RISER AT ANY GIVEN TIME.
- M. DISCONNECT SUB-BASEMENT CONNECTIONS TO EXISTING CHILLED WATER AND REPLACE WITH NEW CONDENSATE.

INFECTION CONTROL PLAN NOTES

1. PROVIDE 1 HR FIRE RATED SMOKE BARRIER WALL CONSTRUCTION PER NFPA 241. REFER TO DETAIL THIS SHEET.
2. PROVIDE TEMPORARY INFECTION CONTROL PLASTIC BARRIER WALL CONSTRUCTION ONLY WHEN AND WHERE ALLOWED PER CLASS. REFER TO DETAIL THIS SHEET FOR ADDITIONAL INFORMATION.

INFECTION CONTROL GENERAL NOTES

1. REFER TO LIST OF REQUIRED INFECTION CONTROL PRECAUTIONS OUTLINED BY CLASS IN SPECIFICATION 010110 AND ADDITIONAL INFORMATION.
2. REFER TO DRAWINGS AND SPECIFICATIONS FOR ADDITIONAL INFORMATION.
3. PROJECT SHALL BE COMPLETED IN 3 PHASES.
4. COORDINATE FULL SCOPE OF WORK WITH ENGINEERING DRAWINGS AND FIELD VERIFICATION. CONTRACTOR IS RESPONSIBLE FOR SCOPE OF ABOVE CEILING WORK REQUIRED ABOVE AND BELOW THE FLOOR PLATE OF THE PROJECT BOUNDARY.
5. COORDINATE LOCATION OF TEMPORARY INFECTION CONTROL (IC) BARRIER WALL CONSTRUCTION AND INFECTION CONTROL (IC) MEASURES WITH COR AND PATIENT SAFETY/ INFECTION CONTROL REPRESENTATIVE. TEMPORARY IC BARRIER WALL CONSTRUCTION LOCATIONS IN DRAWINGS ARE APPROXIMATE. CONTRACTOR SHALL PROVIDE DRAWING TO COR AND PATIENT SAFETY/ INFECTION CONTROL REPRESENTATIVE ONCE ICRA PROTOCOLS AND PLAN IS APPROVED.
6. SCHEDULE AND TIME OF CONSTRUCTION WORK TO BE APPROVED BY COR AND NURSING STAFF BEFORE CONSTRUCTION MAY BEGIN. PROVIDE PHASING INFORMATION FOR ABOVE CEILING WORK IN THE CONTRACTOR PROVIDED CMP SCHEDULE FOR WORK ALSO REQUIRED ABOVE AND BELOW THE FLOOR PLATE OF THE PROJECT BOUNDARY.
7. ABOVE CEILING WORK SHALL TAKE PLACE BETWEEN THE HOURS OF 5:00 PM AND 5:00 AM. IN AREAS THAT REQUIRE ABOVE CEILING WORK WHERE CEILINGS ARE TO REMAIN, CEILING TILES SHALL BE REMOVED AND STORED IN A SAFE MANNER UNTIL CEILING TILES CAN BE REINSTALLED. DAMAGED AND BROKEN CEILING TILES SHALL BE REPLACED BY CONTRACTOR.
8. EXIT/ACCESS FOR ADJACENT OPERATIONAL AREAS SHALL BE MAINTAINED DURING NORMAL BUSINESS HOURS. SEE SPECIFICATION FOR HOURS OF OPERATION.
9. WORK REQUIRING VIBRATION OR LOUD NOISE SHALL TAKE PLACE BETWEEN THE HOURS OF 8:00 AM AND 5:00 PM. EVERY EFFORT SHALL BE MADE TO KEEP NOISE AND VIBRATION TO A MINIMUM.
10. PROVIDE THE FOLLOWING INFECTION CONTROL MEASURES, A 24"X36" STICKY WALK OFF MAT AND HAND SANITIZER AT EACH TEMPORARY DOOR LOCATION. MAT SHALL BE REPLACED OR CLEANED AS NECESSARY
11. PROVIDE THE VA OSHA REQUIRED TEMPORARY SIGNAGE AT EACH TEMPORARY DOOR LOCATION.
12. CONTRACTOR SHALL SUPPLY SPILL KIT. SPILL KIT TO INCLUDE SHOP VAC, MULTI-PURPOSE SPILL CONTROL SORBENTS TO ABSORB NON AGGRESSIVE LIQUIDS UP TO 30 GALLONS.
13. ALL NEW MATERIAL MOVED THROUGH THE FACILITY SHALL BE COVERED WITH 4 MIL. POLY SHEET.
14. ALL DEMOLITION MATERIAL SHALL BE REMOVED FROM THE PROJECT BOUNDARY THROUGH THE FACILITY TO DUMPSTER ALONG VA APPROVED ROUTE IN ENCLOSED DUMPSTER CART DESIGNED FOR SUCH PURPOSED WITH A LID.
15. ALL MATERIAL, DEBRIS AND HAZARDOUS MATERIALS SHALL BE PROPERLY STORED IN DESIGNATED AREAS AND IN APPROVED CONTAINERS. FLAMMABLE MATERIALS SHALL NOT BE STORED IN THE FACILITY.
16. PROVIDE CONTAINMENT CART FOR ABOVE CEILING ACCESS OUTSIDE PROJECT BOUNDARY.

DEMOLITION GENERAL NOTES

1. ALL DEMOLITION WORK REQUIRED IS NOT NECESSARILY LIMITED TO WHAT IS SHOWN ON THE DEMOLITION PLANS. THE INTENT IS TO REMOVE ALL MATERIALS AND ITEMS AS REQUIRED TO FACILITATE NEW CONSTRUCTION.
2. CONTRACTOR TO COMPLETE WASTE MANIFEST FORM AND PROVIDE COMPLIANCE, COORDINATE AND PROVIDE TO THE COR.
3. CONTRACTOR TO SUBMIT A DETAILED ICRA PLAN FOR REVIEW AND APPROVAL BY THE COR AND AE PRIOR TO CONSTRUCTION START.
4. ANY WORK WHICH WILL CAUSE NOISE AND VIBRATIONS AND IMPACT TO ADJACENT AREAS INCLUDING FLOORS ABOVE AND BELOW MUST BE COORDINATED WITH THE COR PRIOR TO COMMENCING AND A TIME FOR THE WORK TO BE PERFORMED MUST BE AGREED UPON WITH THE COR. WORK AND TIME SHALL BE AT NO COST PREMIUM TO THE GOVERNMENT.
5. CONTRACTORS ARE TO VERIFY FIELD CONDITIONS, IF CONDITIONS DO NOT REFLECT WHAT IS NOTED IN THE CONTRACT DOCUMENTS, THE CONTRACTOR IS TO NOTIFY THE ARCHITECT.
6. THIS PLAN IS TO BE USED IN CONJUNCTION WITH THE ENTIRE SET OF CONSTRUCTION DOCUMENTS. REFER TO ALL DISCIPLINES FOR COMPLETE DEMOLITION WORK. DO NOT REMOVE ANY ITEMS WITHOUT VERIFYING AND COORDINATING WITH ALL GENERAL TRADES AS TO HOW THEY RELATE TO THE OVERALL PROJECT.
7. CONTRACTOR IS RESPONSIBLE FOR PROVIDING DUMPSTERS. LOCATION OF DUMPSTERS TO BE DETERMINED BY COR WITH CONTRACTORS INPUT.
8. CONTRACTOR SHALL REMOVE AND DISPOSE OF ALL DEMOLISHED MATERIALS. DO NOT ALLOW MATERIALS AND DEBRIS GENERATED BY DEMOLITION ACTIVITIES TO ACCUMULATE ON THE JOBSITE. REMOVE DAILY AND DISPOSE OF IN A LEGAL MANNER. NO ONSITE SALE OR BURNING OR REMOVED ITEMS IS PERMITTED.
9. THE CONTRACTOR MUST TAKE ALL NECESSARY PRECAUTIONS TO ENSURE THE SAFETY OF THE PUBLIC AND/OR WORKERS ON THE SITE TO PREVENT ACCIDENTS OR INJURY TO ANY PERSON ON, ABOUT OR ADJACENT TO THE PREMISES. THE CONTRACTOR SHALL COMPLY WITH ALL LAWS, ORDINANCES, CODES AND REGULATIONS PERTAINING TO SAFETY AND THE PREVENTION OF ACCIDENTS.
10. THE CONTRACTOR MUST MAINTAIN ADEQUATE SUPPORT, INSULATION, WATERPROOFING, EMERGENCY LIGHTING, SECURITY, ALARMS, ETC. FOR ALL OR PART OF ITEMS WHICH ARE TO REMAIN.
11. THE OWNER RESERVES THE RIGHTS TO ANY REMOVED MATERIALS OR ITEMS. CONTRACTOR TO COORDINATE WITH COR.
12. DO NOT CUT AND/OR PATCH EXISTING STRUCTURAL ELEMENTS IN ANY MANNER THAN THOSE DIRECTED IN THESE DOCUMENTS.
13. PATCH/REPAIR OR REPLACE ALL AREAS DAMAGED BY DEMOLITION, REWORK AS REQUIRED, PREPARE FOR NEW CONSTRUCTION AS REQUIRED. BLOCK PATCHING SHALL BE TOOTHED-IN TO MATCH EXISTING COURSING PATTERN.
14. WHERE WALLS ARE TO BE REMOVED, ALL ITEMS THAT FALL WITH THE WALLS ARE TO BE REMOVED OR REROUTED. REFER TO MECHANICAL, ELECTRICAL, AND PLUMBING PLANS FOR ADDITIONAL DEMOLITION NOT SHOWN ON THIS SHEET.
15. WHERE CEILINGS ARE TO BE REMOVED, ALL ITEMS THAT FALL WITH THE EXISTING CEILINGS ARE TO BE REMOVED, REROUTED AND RESINSTALLED. REFER TO MECHANICAL, ELECTRICAL, AND PLUMBING PLANS FOR ADDITIONAL DEMOLITION NOT SHOWN ON THIS SHEET.
16. CONSTRUCTION AREAS TO BE COMPLETELY SEPARATED FROM OCCUPIED AREAS WITH A ONE-HOUR FIRE RATED TEMPORARY CONSTRUCTION BARRIER ASSEMBLY, AND WITH SUITABLE DUST BARRIER. TEMPORARILY SEAL OFF ALL RETURN & SUPPLY AIR DIFFUSERS IN CONSTRUCTION AREA. PROVIDE RECIRCULATING HEPA FILTER IN CONSTRUCTION AREA. ALL DEMOLISHED MATERIAL IS TO BE REMOVED FROM SITE IN A COVERED CONTAINER. NEGATIVE AIR PRESSURE TO BE MAINTAINED AND MONITORED WITHIN CONSTRUCTION ZONE DURING ENTIRE CONSTRUCTION DURATION. ROOM PRESSURE MONITOR TO BE INSTALLED ON TEMPORARY CONSTRUCTION BARRIER AND VALUES RECORDED. EXISTING EXHAUST FANS TO BE RUN AS NEEDED TO MAINTAIN THE NEGATIVE PRESSURE WITHIN THE CONSTRUCTION ZONE.
17. IF HAZARDOUS MATERIALS ARE ENCOUNTERED DURING DEMOLITION, CONTRACTOR SHALL CONTACT COR FOR ABATEMENT.
18. REMOVE, REPLACE, PATCH, AND REPAIR MATERIALS AND SURFACES CUT OR DAMAGED DURING DEMOLITION, BY METHODS AND WITH MATERIALS SO AS NOT TO VOID EXISTING WARRANTIES.
19. CLEAN AREAS AND SPACES WHERE CUTTING AND PATCHING ARE PERFORMED.
20. INTERIOR WALLS TO BE REMOVED, SHALL BE REMOVED THE ENTIRE HEIGHT OF THE WALL UNLESS REQUIRED OTHERWISE BY NEW OPENINGS IN EXISTING WALLS TO REMAIN.
21. CONTRACTOR SHALL PATCH, REPAIR, AND INFILL ALL APPLIED FIREPROOFING MATERIAL (PLANS SHOW COLUMNS ONLY BUT THERE COULD BE OTHER LOCATIONS SUCH AS BEAMS/GIRDERS/DECKING THAT COULD NEED PATCHING) IN AREAS LEFT UNPROTECTED DUE TO REMOVAL OF EXISTING ELEMENTS OR AREAS DAMAGED DURING NEW WORK AND DEMOLITION. MATCH EXISTING FIREPROOFING MATERIAL TYPE AND THICKNESS TO MAINTAIN REQUIRED LEVEL OR PROTECTION.

CRITICAL BARRIER PREP INSALLATION
SCALE: 3/8" = 1'-0"

TYPE	STUD SIZE	PARTITION WIDTH	FIRE RATING	NOTES
A4	4"	5-1/4"	2 HOURS	UL DESIGN TEST #U437

WALL TYPE A4 SHAFTWALL
SCALE: 1 1/2" = 1'-0"

ONE HOUR RATED TEMPORARY WALL PARTITION
SCALE: 1 1/2" = 1'-0"

NON-FIRE RATED TEMPORARY WALL SEPARATION PARTITION
SCALE: 1 1/2" = 1'-0"

SCALE: As indicated

BID SET	05/04/2026
Revisions:	Date:

CONSULTANT

SEVEN GENERATIONS ARCHITECTURE + ENGINEERING
600 E. MICHIGAN AVE., SUITE B
KALAMAZOO, MI 49007
269-927-0144

DESIGNER OF RECORD

A/E:
DAVENERGY SOLUTIONS
2207 GARNET AVE, SUITE 1
SAN DIEGO, CA 22108
612-770-8552

STAMP
05/04/2026
STATE OF MICHIGAN — MICHAEL HAWARNY ARCHITECT No. 38315312 — LICENSED ARCHITECT

Office of Construction and Facilities Management
VA U.S. Department of Veterans Affairs

Drawing Title: DEMOLITION, PHASING, ICRA GENERAL NOTES & DETAILS
Approved:
Phase: BID SET
-
Project Title: REPLACE AND EXPAND CHILLED WATER INFRASTRUCTURE, BUILDING 1 AND OPC
Location: FRESNO VA HOSPITAL, 2615 E. CLINTON AVE, FRESNO, CA 93703
Issue Date: 05/04/2026
Checked: MH
Drawn: TC
Project Number: 570-20-308
Building Number: N/A
Drawing Number: AD001

5/4/2026 4:13:52 PM
Autodesk Docs://222010 VA Fresno Chilled Water Infrastructure/222010 VA Fresno Chilled Water Infrastructure_ARCH-R23.rvt
VA FORM 08 - 6231

DEMOLITION KEY NOTES

NO.	DESCRIPTION
12	SAW-CUT AND REMOVE FLOOR DECK AND SLAB. REFER TO STRUCTURAL DRAWINGS FOR STRUCTURAL SUPPORT MODIFICATIONS REQUIRED AND EXACT SAW-CUT DIMENSIONS AND PLACEMENT.

DEMO/ICRA LEGEND

- TEMPORARY WALL (REFER TO WALL TYPES)
- AREA OF SAWCUT FLOOR SLAB DEMOLITION (REFER TO STRUCTURAL)
- AREA NOT IN PROJECT SCOPE

NOTE: SEE SHEET AD001 FOR DEMOLITION GENERAL NOTES.

ICRA GENERAL NOTES

1. REFER TO 01 35 26 SAFETY REQUIREMENTS FOR ADDITIONAL INFORMATION.
2. CONSTRUCT ICRA BARRIER PRIOR TO ANY DEMOLITION WORK.
3. WHERE CLASS IV ICRA IS CALLED OUT ON THE DEMO PLANS, EXISTING MECHANICAL ROOMS CAN BE PLANNED FOR CLASS III.
4. ALL EXTERIOR WORK TO BE CLASS II ICRA.
5. THE INTENT OF INFECTION CONTROL ISOLATION IS TO CONTAIN DUST AND PARTICULATE MATTER FROM THE CONSTRUCTION AREA. PERIMETER TO BE SEALED COMPLETELY WITH SHEET PLASTIC WHEN NO TEMPORARY PARTITION IS CALLED OUT.
6. MAINTAIN PRESSURE MONITORS DRUING CONSTRUCTION OPERATIONS.
7. CONTROL BARRIERS TO BE INSTALLED AND REMOVED ONLY DURING AFTER HOURS (5:30 PM PST - 6:00 AM PST)
8. LIFE SAFETY EGRESS IS TO BE MAINTAINED AT ALL TIMES.
9. EXACT TEMPORARY WALL PARTITION LAYOUT AND DIMENSIONS TO BE REVIEWED AT THE CONSTRUCTION SITE WITH COR APPROVAL.

NOTE: THIS AREA TO BE CLASS III ICRA

NORTH

SUB-BASEMENT DEMOLITION FLOOR PLAN - UNIT A
SCALE: 1/8" = 1'-0"

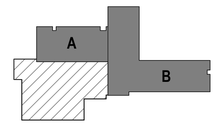

SCALE: As indicated

BID SET	05/04/2026
Revisions:	Date:

CONSULTANT

SEVEN GENERATIONS ARCHITECTURE + ENGINEERING
600 E. MICHIGAN AVE., SUITE B
KALAMAZOO, MI 49007
269-927-0144

SEVEN GENERATIONS architecture +engineering

DESIGNER OF RECORD

A/E:
DAVENERGY SOLUTIONS
2207 GARNET AVE, SUITE 1
SAN DIEGO, CA 22108
612-770-8552

DAVENERGY SOLUTIONS ENGINEERING | CONSTRUCTION MANAGEMENT

STAMP

STATE OF MICHIGAN — MICHAEL HANNAHNY — ARCHITECT — No. 38315312 — LICENSED ARCHITECT
05/04/2026

Office of Construction and Facilities Management

VA U.S. Department of Veterans Affairs

Drawing Title	SUB-BASEMENT DEMO PLAN - AREA A
Phase	BID SET
Approved:	-
Project Title	REPLACE AND EXPAND CHILLED WATER INFRASTRUCTURE, BUILDING 1 AND OPC
Location	FRESNO VA HOSPITAL 2615 E. CLINTON AVE, FRESNO, CA 93703
Issue Date	05/04/2026
Checked	MH
Drawn	TC
Project Number	570-20-308
Building Number	N/A
Drawing Number	AD101A

VA FORM 08 - 6231

Autodesk Docs://222010 VA Fresno Chilled Water Infrastructure/222010 VA Fresno Chilled Water Infrastructure_ARCH-R23.rvt
5/4/2026 4:13:54 PM

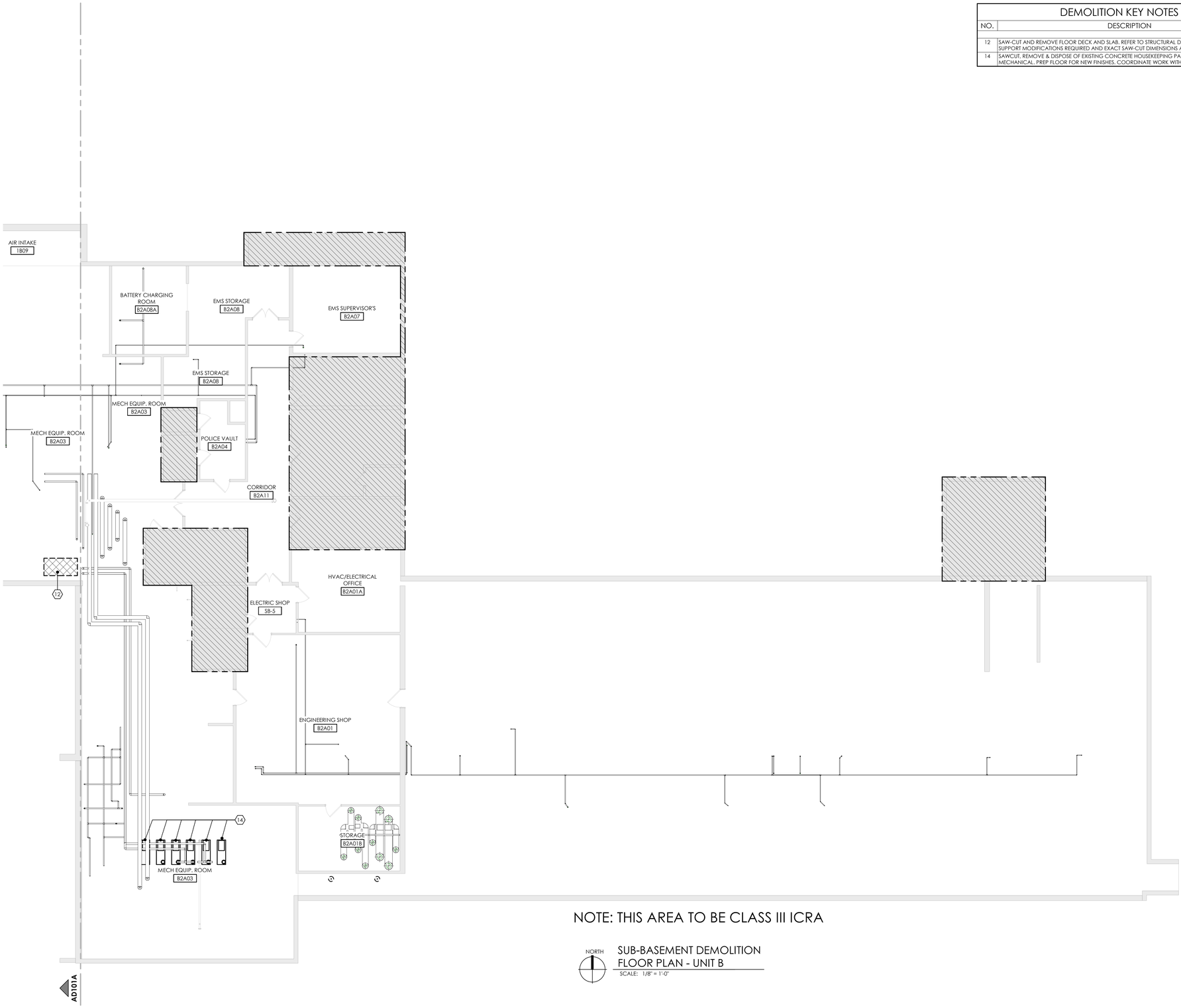

NOTE: THIS AREA TO BE CLASS III ICRA

NORTH

SUB-BASEMENT DEMOLITION FLOOR PLAN - UNIT B

SCALE: 1/8" = 1'-0"

DEMOLITION KEY NOTES

NO.	DESCRIPTION
12	SAW-CUT AND REMOVE FLOOR DECK AND SLAB. REFER TO STRUCTURAL DRAWINGS FOR STRUCTURAL SUPPORT MODIFICATIONS REQUIRED AND EXACT SAW-CUT DIMENSIONS AND PLACEMENT.
14	SAWCUT, REMOVE & DISPOSE OF EXISTING CONCRETE HOUSEKEEPING PADS AS REQUIRED BY MECHANICAL. PREP FLOOR FOR NEW FINISHES. COORDINATE WORK WITH ALL OTHER TRADES.

DEMO/ICRA LEGEND

- TEMPORARY WALL (REFER TO WALL TYPES)
- AREA OF SAWCUT FLOOR SLAB DEMOLITION (REFER TO STRUCTURAL)
- AREA NOT IN PROJECT SCOPE

NOTE: SEE SHEET AD001 FOR DEMOLITION GENERAL NOTES.

ICRA GENERAL NOTES

1. REFER TO 01 35 26 SAFETY REQUIREMENTS FOR ADDITIONAL INFORMATION.
2. CONSTRUCT ICRA BARRIER PRIOR TO ANY DEMOLITION WORK.
3. WHERE CLASS IV ICRA IS CALLED OUT ON THE DEMO PLANS, EXISTING MECHANICAL ROOMS CAN BE PLANNED FOR CLASS III.
4. ALL EXTERIOR WORK TO BE CLASS II ICRA.
5. THE INTENT OF INFECTION CONTROL ISOLATION IS TO CONTAIN DUST AND PARTICULATE MATTER FROM THE CONSTRUCTION AREA. PERIMETER TO BE SEALED COMPLETELY WITH SHEET PLASTIC WHEN NO TEMPORARY PARTITION IS CALLED OUT.
6. MAINTAIN PRESSURE MONITORS DRUING CONSTRUCTION OPERATIONS.
7. CONTROL BARRIERS TO BE INSTALLED AND REMOVED ONLY DURING AFTER HOURS (5:30 PM PST - 6:00 AM PST)
8. LIFE SAFETY EGRESS IS TO BE MAINTAINED AT ALL TIMES.
9. EXACT TEMPORARY WALL PARTITION LAYOUT AND DIMENSIONS TO BE REVIEWED AT THE CONSTRUCTION SITE WITH COR APPROVAL.

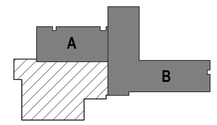

SCALE: As indicated

BID SET	05/04/2026
Revisions:	Date:

CONSULTANT

SEVEN GENERATIONS ARCHITECTURE + ENGINEERING
600 E. MICHIGAN AVE., SUITE B
KALAMAZOO, MI 49007
269-927-0144

SEVEN GENERATIONS architecture +engineering

DESIGNER OF RECORD

A/E:
DAVENERGY SOLUTIONS
2207 GARNET AVE, SUITE 1
SAN DIEGO, CA 22108
612-770-8552

DAVENERGY SOLUTIONS ENGINEERING | CONSTRUCTION MANAGEMENT

STAMP

STATE OF MICHIGAN
MICHAEL HANNAHY
ARCHITECT
No. 38315312
LICENSED ARCHITECT
05/04/2026

Office of Construction and Facilities Management

VA U.S. Department of Veterans Affairs

Drawing Title: SUB-BASEMENT DEMO PLAN - AREA B	Phase: BID SET	Project Title: REPLACE AND EXPAND CHILLED WATER INFRASTRUCTURE, BUILDING 1 AND OPC	Project Number: 570-20-308
Approved:	-	Location: FRESNO VA HOSPITAL, 2615 E. CLINTON AVE, FRESNO, CA 93703	Building Number: N/A
		Issue Date: 05/04/2026 / Checked: MH / Drawn: TC	Drawing Number: AD101B

Autodesk Docs://222010 VA Fresno Chilled Water Infrastructure/222010 VA Fresno Chilled Water Infrastructure_ARCH-R23.rvt
5/4/2026 4:13:57 PM

VA FORM 08 - 6231

NOTE: THIS AREA TO BE CLASS IV ICRA

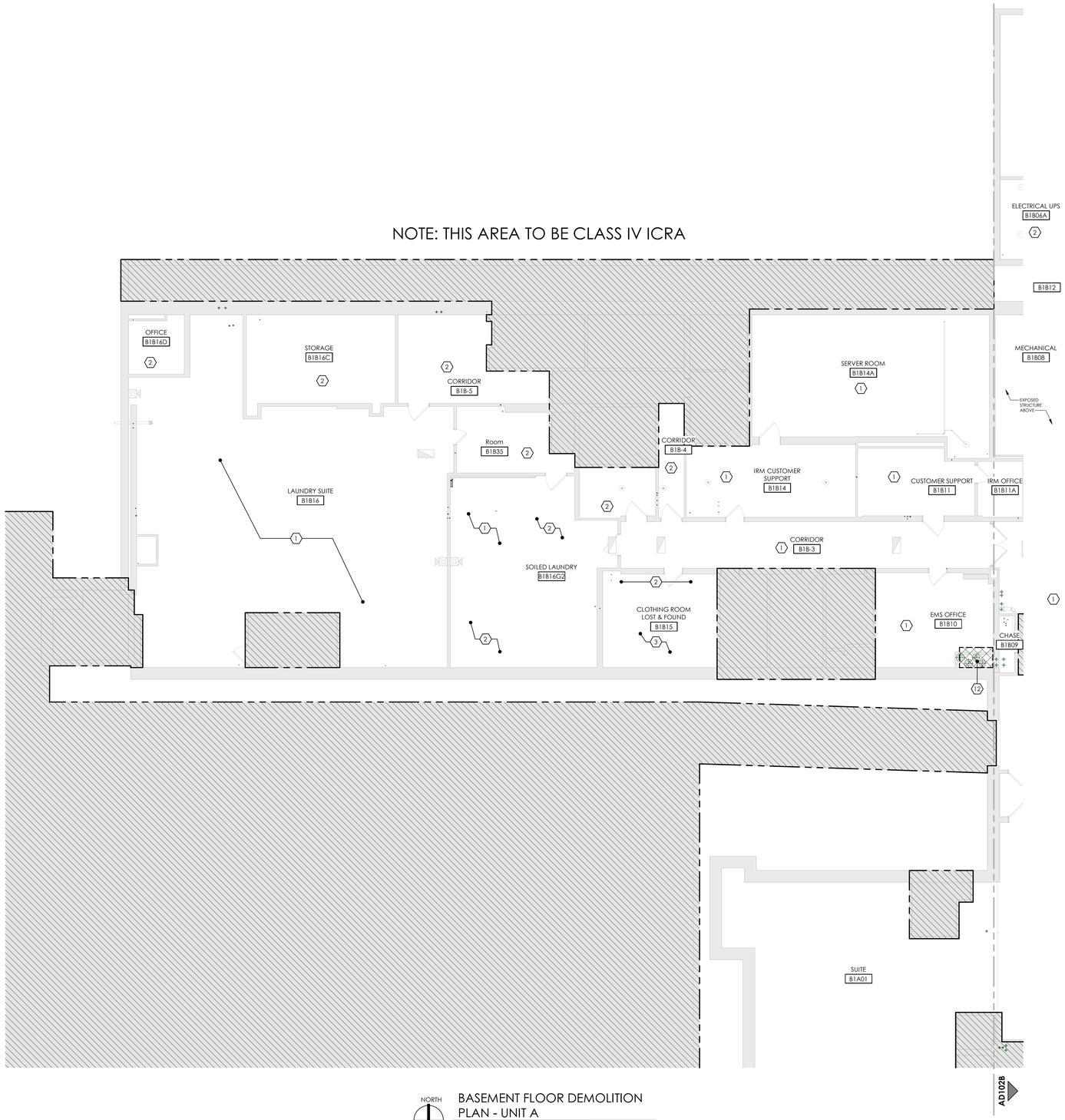

NORTH

BASEMENT FLOOR DEMOLITION PLAN - UNIT A

SCALE: 1/8" = 1'-0"

DEMOLITION KEY NOTES

NO.	DESCRIPTION
1	REMOVE EXISTING ACOUSTICAL CEILING TILE AND GRID SYSTEM INCLUDING ASSOCIATED HANGERS, METAL TEE GRID, AND EDGE ANGLES AS REQUIRED FOR DEMOLITION AND INSTALLATION OF CONDENSATE/CHILLED WATER SYSTEM, EXISTING CEILING MOUNTED LIGHT FIXTURES, SPEAKERS, CAMERAS, FIRE ALARMS, MECHANICAL DEVICES, SMOKE DETECTORS, SENSORS, WIRELESS ACCESS POINT, EXIT SIGNAGE, SAFETY MIRRORS, ETC. TO BE TEMPORARILY SUPPORTED FOR REINSTALLATION IN NEW CEILING FINISH; REFER TO REFLECTED CEILING PLANS FOR EXISTING AND REINSTALLED LOCATIONS. [NOTE: ITEMS SHALL NOT BE TEMPORARILY OR PERMANENTLY SUSPENDED FROM FIRE SUPPRESSION LINES]
2	REMOVE EXISTING GYPSUM BOARD OR PLASTER CEILING OVER METAL LATH ATTACHED TO SUSPENDED COLD ROLLED CHANNELS AS REQUIRED AND TO THE EXTENT FOR DEMOLITION AND INSTALLATION OF CONDENSATE/CHILLLED WATER SYSTEM. PATCH & REPAIR ADJACENT SURFACES TO REMAIN AS NECESSARY.
3	REMOVE EXISTING ADHERED ACOUSTICAL CEILING ATTACHED TO SUSPENDED GYPSUM OR CEMENT PLASTER SUSPENDED CEILING AS REQUIRED AND TO THE EXTENT FOR DEMOLITION AND INSTALLATION OF CONDENSATE/CHILLED WATER SYSTEM. PATCH AND REPAIR ADJACENT SURFACES TO REMAIN AS NECESSARY.
12	SAW-CUT AND REMOVE FLOOR DECK AND SLAB. REFER TO STRUCTURAL DRAWINGS FOR STRUCTURAL SUPPORT MODIFICATIONS REQUIRED AND EXACT SAW-CUT DIMENSIONS AND PLACEMENT.

DEMO/ICRA LEGEND

- TEMPORARY WALL (REFER TO WALL TYPES)
- AREA OF SAWCUT FLOOR SLAB DEMOLITION (REFER TO STRUCTURAL)
- AREA NOT IN PROJECT SCOPE

NOTE: SEE SHEET AD001 FOR DEMOLITION GENERAL NOTES.

ICRA GENERAL NOTES

1. REFER TO 01 35 26 SAFETY REQUIREMENTS FOR ADDITIONAL INFORMATION.
2. CONSTRUCT ICRA BARRIER PRIOR TO ANY DEMOLITION WORK.
3. WHERE CLASS IV ICRA IS CALLED OUT ON THE DEMO PLANS, EXISTING MECHANICAL ROOMS CAN BE PLANNED FOR CLASS III.
4. ALL EXTERIOR WORK TO BE CLASS II ICRA.
5. THE INTENT OF INFECTION CONTROL ISOLATION IS TO CONTAIN DUST AND PARTICULATE MATTER FROM THE CONSTRUCTION AREA. PERIMETER TO BE SEALED COMPLETELY WITH SHEET PLASTIC WHEN NO TEMPORARY PARTITION IS CALLED OUT.
6. MAINTAIN PRESSURE MONITORS DRUING CONSTRUCTION OPERATIONS.
7. CONTROL BARRIERS TO BE INSTALLED AND REMOVED ONLY DURING AFTER HOURS (5:30 PM PST - 6:00 AM PST)
8. LIFE SAFETY EGRESS IS TO BE MAINTAINED AT ALL TIMES.
9. EXACT TEMPORARY WALL PARTITION LAYOUT AND DIMENSIONS TO BE REVIEWED AT THE CONSTRUCTION SITE WITH COR APPROVAL.

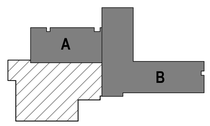

SCALE: As indicated

BID SET	05/04/2026
Revisions:	Date:

CONSULTANT

SEVEN GENERATIONS ARCHITECTURE + ENGINEERING
600 E. MICHIGAN AVE., SUITE B
KALAMAZOO, MI 49007
269-927-0144

SEVEN GENERATIONS architecture +engineering

DESIGNER OF RECORD

A/E:
DAVENERGY SOLUTIONS
2207 GARNET AVE, SUITE 1
SAN DIEGO, CA 22108
612-770-8552

DAVENERGY SOLUTIONS ENGINEERING | CONSTRUCTION MANAGEMENT

STAMP

STATE OF MICHIGAN
MICHAEL HAWARNY
ARCHITECT
No. 38315312
LICENSED ARCHITECT
05/04/2026

Office of Construction and Facilities Management

VA U.S. Department of Veterans Affairs

Drawing Title: BASEMENT DEMO PLAN - AREA A	Phase: BID SET	Project Title: REPLACE AND EXPAND CHILLED WATER INFRASTRUCTURE, BUILDING 1 AND OPC	Project Number: 570-20-308
Approved:	-	Location: FRESNO VA HOSPITAL, 2615 E. CLINTON AVE, FRESNO, CA 93703	Building Number: N/A
		Issue Date: 05/04/2026 / Checked: MH / Drawn: TC	Drawing Number: AD102A

Autodesk Docs://222010 VA Fresno Chilled Water Infrastructure/222010 VA Fresno Chilled Water Infrastructure_ARCH-R23.rvt
5/4/2026 4:14:05 PM

VA FORM 08 - 6231

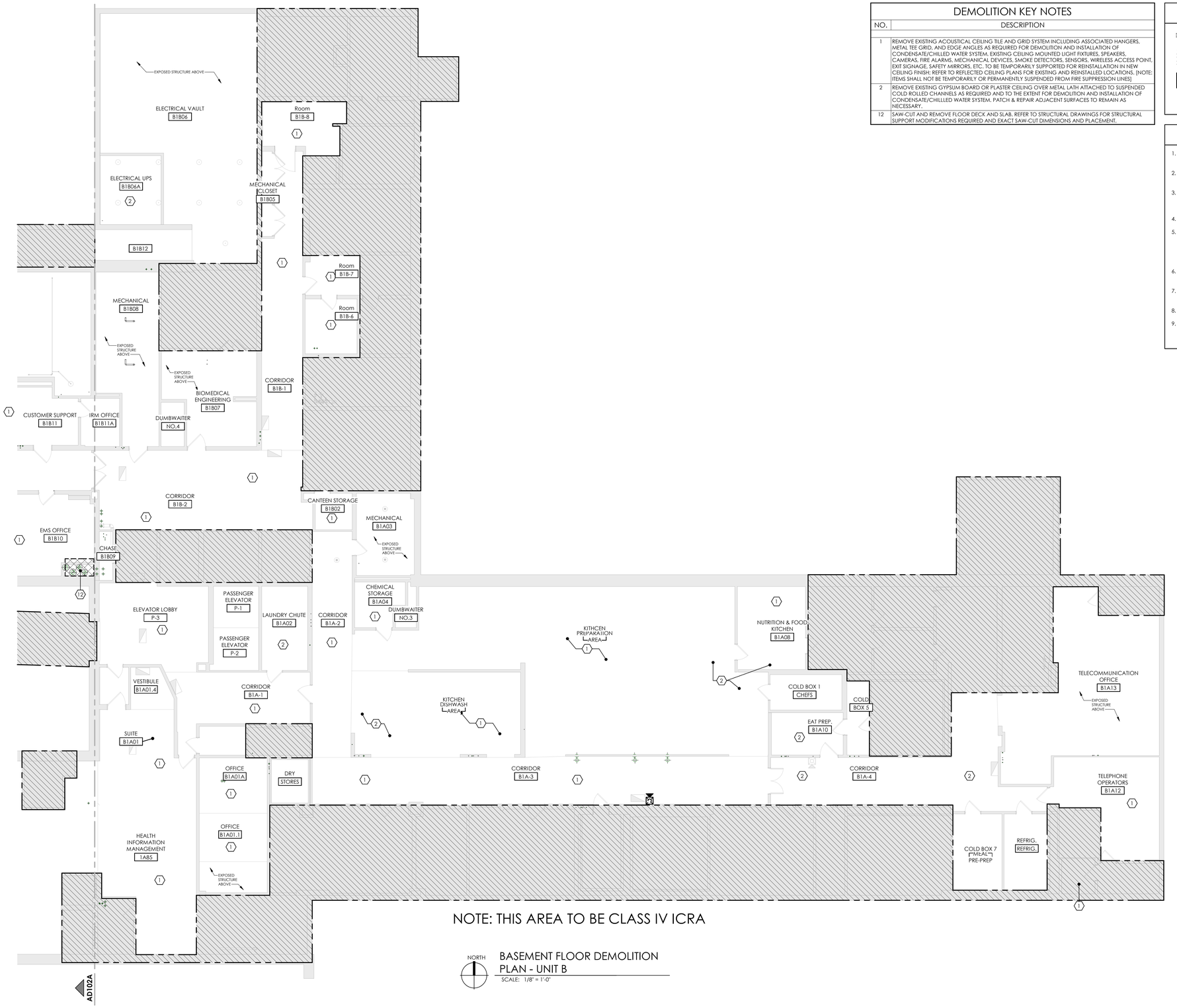

NOTE: THIS AREA TO BE CLASS IV ICRA

NORTH

BASEMENT FLOOR DEMOLITION PLAN - UNIT B

SCALE: 1/8" = 1'-0"

DEMOLITION KEY NOTES

NO.	DESCRIPTION
1	REMOVE EXISTING ACOUSTICAL CEILING TILE AND GRID SYSTEM INCLUDING ASSOCIATED HANGERS, METAL TEE GRID, AND EDGE ANGLES AS REQUIRED FOR DEMOLITION AND INSTALLATION OF CONDENSATE/CHILLED WATER SYSTEM, EXISTING CEILING MOUNTED LIGHT FIXTURES, SPEAKERS, CAMERAS, FIRE ALARMS, MECHANICAL DEVICES, SMOKE DETECTORS, SENSORS, WIRELESS ACCESS POINT, EXIT SIGNAGE, SAFETY MIRRORS, ETC. TO BE TEMPORARILY SUPPORTED FOR REINSTALLATION IN NEW CEILING FINISH; REFER TO REFLECTED CEILING PLANS FOR EXISTING AND REINSTALLED LOCATIONS. [NOTE: ITEMS SHALL NOT BE TEMPORARILY OR PERMANENTLY SUSPENDED FROM FIRE SUPPRESSION LINES]
2	REMOVE EXISTING GYPSUM BOARD OR PLASTER CEILING OVER METAL LATH ATTACHED TO SUSPENDED COLD ROLLED CHANNELS AS REQUIRED AND TO THE EXTENT FOR DEMOLITION AND INSTALLATION OF CONDENSATE/CHILLLED WATER SYSTEM. PATCH & REPAIR ADJACENT SURFACES TO REMAIN AS NECESSARY.
12	SAW-CUT AND REMOVE FLOOR DECK AND SLAB. REFER TO STRUCTURAL DRAWINGS FOR STRUCTURAL SUPPORT MODIFICATIONS REQUIRED AND EXACT SAW-CUT DIMENSIONS AND PLACEMENT.

DEMO/ICRA LEGEND

- TEMPORARY WALL (REFER TO WALL TYPES)
- AREA OF SAWCUT FLOOR SLAB DEMOLITION (REFER TO STRUCTURAL)
- AREA NOT IN PROJECT SCOPE

NOTE: SEE SHEET AD001 FOR DEMOLITION GENERAL NOTES.

ICRA GENERAL NOTES

1. REFER TO 01 35 26 SAFETY REQUIREMENTS FOR ADDITIONAL INFORMATION.
2. CONSTRUCT ICRA BARRIER PRIOR TO ANY DEMOLITION WORK.
3. WHERE CLASS IV ICRA IS CALLED OUT ON THE DEMO PLANS, EXISTING MECHANICAL ROOMS CAN BE PLANNED FOR CLASS III.
4. ALL EXTERIOR WORK TO BE CLASS II ICRA.
5. THE INTENT OF INFECTION CONTROL ISOLATION IS TO CONTAIN DUST AND PARTICULATE MATTER FROM THE CONSTRUCTION AREA. PERIMETER TO BE SEALED COMPLETELY WITH SHEET PLASTIC WHEN NO TEMPORARY PARTITION IS CALLED OUT.
6. MAINTAIN PRESSURE MONITORS DRUING CONSTRUCTION OPERATIONS.
7. CONTROL BARRIERS TO BE INSTALLED AND REMOVED ONLY DURING AFTER HOURS (5:30 PM PST - 6:00 AM PST)
8. LIFE SAFETY EGRESS IS TO BE MAINTAINED AT ALL TIMES.
9. EXACT TEMPORARY WALL PARTITION LAYOUT AND DIMENSIONS TO BE REVIEWED AT THE CONSTRUCTION SITE WITH COR APPROVAL.

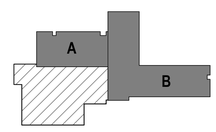

SCALE: As indicated

BID SET	05/04/2026
Revisions:	Date:

CONSULTANT

SEVEN GENERATIONS ARCHITECTURE + ENGINEERING
600 E. MICHIGAN AVE., SUITE B
KALAMAZOO, MI 49007
269-927-0144

SEVEN GENERATIONS architecture +engineering

DESIGNER OF RECORD

A/E:
DAVENERGY SOLUTIONS
2207 GARNET AVE, SUITE 1
SAN DIEGO, CA 22108
612-770-8552

DAVENERGY SOLUTIONS ENGINEERING | CONSTRUCTION MANAGEMENT

STAMP

STATE OF MICHIGAN — MICHAEL HAMARNY — ARCHITECT — No. 38151312 — REGISTERED ARCHITECT — 05/04/2026

Office of Construction and Facilities Management

VA U.S. Department of Veterans Affairs

Drawing Title: BASEMENT DEMO PLAN - AREA B	Phase: BID SET	Project Title: REPLACE AND EXPAND CHILLED WATER INFRASTRUCTURE, BUILDING 1 AND OPC	Project Number: 570-20-308
Approved:	-	Location: FRESNO VA HOSPITAL, 2615 E. CLINTON AVE, FRESNO, CA 93703	Building Number: N/A
		Issue Date: 05/04/2026 / Checked: MH / Drawn: TC	Drawing Number: AD102B

Autodesk Docs://220310 VA Fresno Chilled Water Infrastructure/220310 VA Fresno Chilled Water Infrastructure_ARCH-R23.rvt
5/4/2026 4:14:05 PM

VA FORM 08 - 6231

DEMOLITION KEY NOTES

NO.	DESCRIPTION
1	REMOVE EXISTING ACOUSTICAL CEILING TILE AND GRID SYSTEM INCLUDING ASSOCIATED HANGERS, METAL TEE GRID, AND EDGE ANGLES AS REQUIRED FOR DEMOLITION AND INSTALLATION OF CONDENSATE/CHILLED WATER SYSTEM, EXISTING CEILING MOUNTED LIGHT FIXTURES, SPEAKERS, CAMERAS, FIRE ALARMS, MECHANICAL DEVICES, SMOKE DETECTORS, SENSORS, WIRELESS ACCESS POINT, EXIT SIGNAGE, SAFETY MIRRORS, ETC. TO BE TEMPORARILY SUPPORTED FOR REINSTALLATION IN NEW CEILING FINISH; REFER TO REFLECTED CEILING PLANS FOR EXISTING AND REINSTALLED LOCATIONS. [NOTE: ITEMS SHALL NOT BE TEMPORARILY OR PERMANENTLY SUSPENDED FROM FIRE SUPPRESSION LINES]
12	SAW-CUT AND REMOVE FLOOR DECK AND SLAB. REFER TO STRUCTURAL DRAWINGS FOR STRUCTURAL SUPPORT MODIFICATIONS REQUIRED AND EXACT SAW-CUT DIMENSIONS AND PLACEMENT.

DEMO/ICRA LEGEND

- TEMPORARY WALL (REFER TO WALL TYPES)
- AREA OF SAWCUT FLOOR SLAB DEMOLITION (REFER TO STRUCTURAL)
- AREA NOT IN PROJECT SCOPE

NOTE: SEE SHEET AD001 FOR DEMOLITION GENERAL NOTES.

ICRA GENERAL NOTES

1. REFER TO 01 35 26 SAFETY REQUIREMENTS FOR ADDITIONAL INFORMATION.
2. CONSTRUCT ICRA BARRIER PRIOR TO ANY DEMOLITION WORK.
3. WHERE CLASS IV ICRA IS CALLED OUT ON THE DEMO PLANS, EXISTING MECHANICAL ROOMS CAN BE PLANNED FOR CLASS III.
4. ALL EXTERIOR WORK TO BE CLASS II ICRA.
5. THE INTENT OF INFECTION CONTROL ISOLATION IS TO CONTAIN DUST AND PARTICULATE MATTER FROM THE CONSTRUCTION AREA. PERIMETER TO BE SEALED COMPLETELY WITH SHEET PLASTIC WHEN NO TEMPORARY PARTITION IS CALLED OUT.
6. MAINTAIN PRESSURE MONITORS DRUING CONSTRUCTION OPERATIONS.
7. CONTROL BARRIERS TO BE INSTALLED AND REMOVED ONLY DURING AFTER HOURS (5:30 PM PST - 6:00 AM PST)
8. LIFE SAFETY EGRESS IS TO BE MAINTAINED AT ALL TIMES.
9. EXACT TEMPORARY WALL PARTITION LAYOUT AND DIMENSIONS TO BE REVIEWED AT THE CONSTRUCTION SITE WITH COR APPROVAL.

NOTE: THIS AREA TO BE CLASS IV ICRA

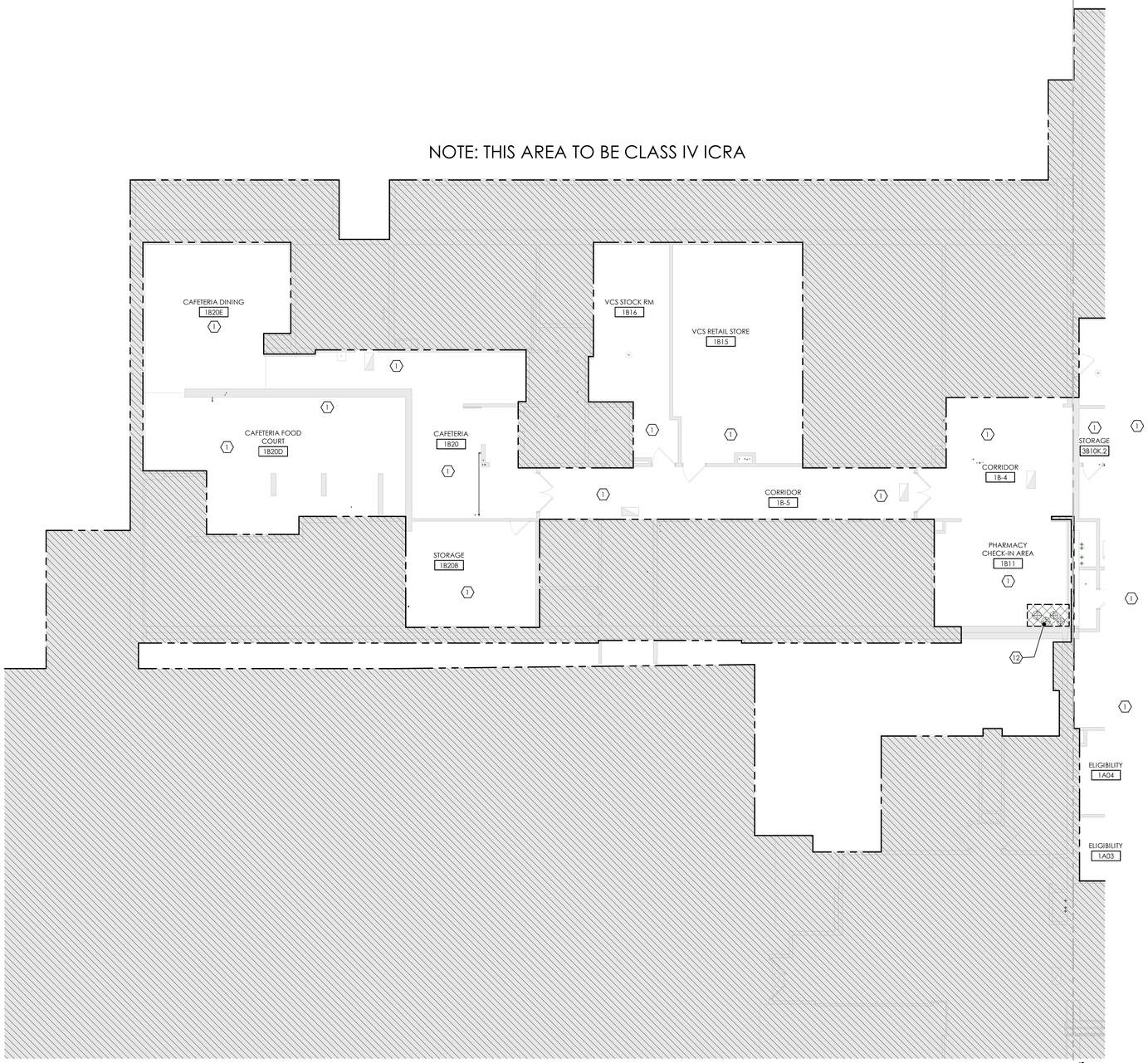

NORTH

FIRST FLOOR DEMOLITION PLAN - UNIT A

SCALE: 1/8" = 1'-0"

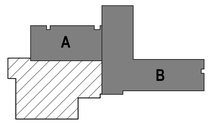

SCALE: As indicated

BID SET	05/04/2026
Revisions:	Date:

CONSULTANT

SEVEN GENERATIONS ARCHITECTURE + ENGINEERING
600 E. MICHIGAN AVE., SUITE B
KALAMAZOO, MI 49007
269-927-0144

SEVEN GENERATIONS architecture +engineering

DESIGNER OF RECORD

A/E:
DAVENERGY SOLUTIONS
2207 GARNET AVE, SUITE 1
SAN DIEGO, CA 22108
612-770-8552

DAVENERGY SOLUTIONS ENGINEERING | CONSTRUCTION MANAGEMENT

STAMP

STATE OF MICHIGAN — MICHAEL HABARNY — ARCHITECT — No. 38315312 — LICENSED ARCHITECT — 05/04/2026

Office of Construction and Facilities Management

VA U.S. Department of Veterans Affairs

Drawing Title: FIRST FLOOR DEMO PLAN - AREA A	Phase: BID SET	Project Title: REPLACE AND EXPAND CHILLED WATER INFRASTRUCTURE, BUILDING 1 AND OPC	Project Number: 570-20-308
Approved:	-	Location: FRESNO VA HOSPITAL, 2615 E. CLINTON AVE, FRESNO, CA 93703	Building Number: N/A
		Issue Date: 05/04/2026 / Checked: MH / Drawn: TC	Drawing Number: AD103A

Autodesk Docs://220310 VA Fresno Chilled Water Infrastructure/220310 VA Fresno Chilled Water Infrastructure_ARCH-R23.rvt
5/4/2026 4:14:08 PM

VA FORM 08 - 6231

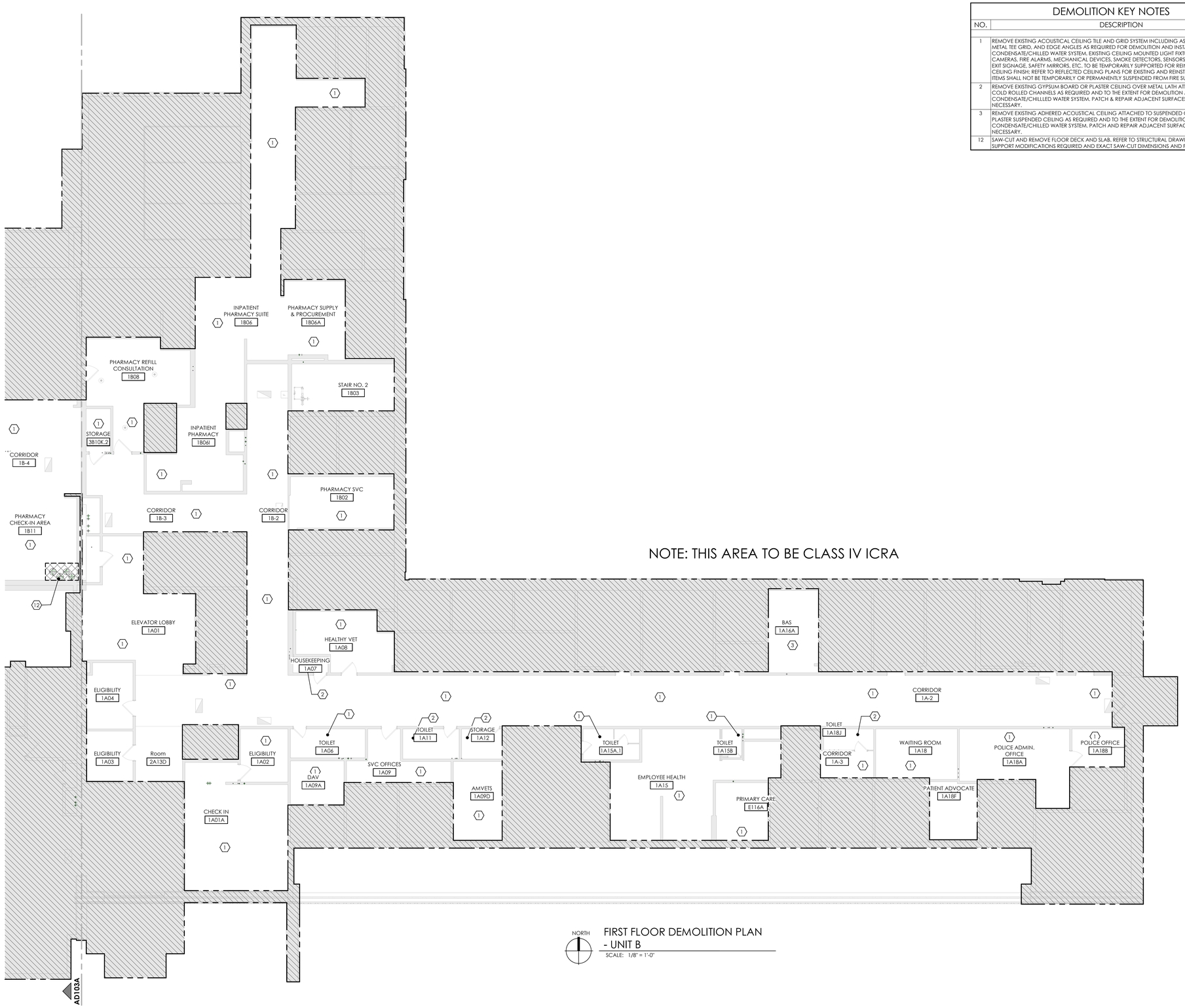

NOTE: THIS AREA TO BE CLASS IV ICRA

NORTH

FIRST FLOOR DEMOLITION PLAN - UNIT B

SCALE: 1/8" = 1'-0"

DEMOLITION KEY NOTES

NO.	DESCRIPTION
1	REMOVE EXISTING ACOUSTICAL CEILING TILE AND GRID SYSTEM INCLUDING ASSOCIATED HANGERS, METAL TEE GRID, AND EDGE ANGLES AS REQUIRED FOR DEMOLITION AND INSTALLATION OF CONDENSATE/CHILLED WATER SYSTEM. EXISTING CEILING MOUNTED LIGHT FIXTURES, SPEAKERS, CAMERAS, FIRE ALARMS, MECHANICAL DEVICES, SMOKE DETECTORS, SENSORS, WIRELESS ACCESS POINT, EXIT SIGNAGE, SAFETY MIRRORS, ETC. TO BE TEMPORARILY SUPPORTED FOR REINSTALLATION IN NEW CEILING FINISH; REFER TO REFLECTED CEILING PLANS FOR EXISTING AND REINSTALLED LOCATIONS. [NOTE: ITEMS SHALL NOT BE TEMPORARILY OR PERMANENTLY SUSPENDED FROM FIRE SUPPRESSION LINES]
2	REMOVE EXISTING GYPSUM BOARD OR PLASTER CEILING OVER METAL LATH ATTACHED TO SUSPENDED COLD ROLLED CHANNELS AS REQUIRED AND TO THE EXTENT FOR DEMOLITION AND INSTALLATION OF CONDENSATE/CHILLLED WATER SYSTEM. PATCH & REPAIR ADJACENT SURFACES TO REMAIN AS NECESSARY.
3	REMOVE EXISTING ADHERED ACOUSTICAL CEILING ATTACHED TO SUSPENDED GYPSUM OR CEMENT PLASTER SUSPENDED CEILING AS REQUIRED AND TO THE EXTENT FOR DEMOLITION AND INSTALLATION OF CONDENSATE/CHILLED WATER SYSTEM. PATCH AND REPAIR ADJACENT SURFACES TO REMAIN AS NECESSARY.
12	SAW-CUT AND REMOVE FLOOR DECK AND SLAB. REFER TO STRUCTURAL DRAWINGS FOR STRUCTURAL SUPPORT MODIFICATIONS REQUIRED AND EXACT SAW-CUT DIMENSIONS AND PLACEMENT.

DEMO/ICRA LEGEND

- TEMPORARY WALL (REFER TO WALL TYPES)
- AREA OF SAWCUT FLOOR SLAB DEMOLITION (REFER TO STRUCTURAL)
- AREA NOT IN PROJECT SCOPE

NOTE: SEE SHEET AD001 FOR DEMOLITION GENERAL NOTES.

ICRA GENERAL NOTES

1. REFER TO 01 35 26 SAFETY REQUIREMENTS FOR ADDITIONAL INFORMATION.
2. CONSTRUCT ICRA BARRIER PRIOR TO ANY DEMOLITION WORK.
3. WHERE CLASS IV ICRA IS CALLED OUT ON THE DEMO PLANS, EXISTING MECHANICAL ROOMS CAN BE PLANNED FOR CLASS III.
4. ALL EXTERIOR WORK TO BE CLASS II ICRA.
5. THE INTENT OF INFECTION CONTROL ISOLATION IS TO CONTAIN DUST AND PARTICULATE MATTER FROM THE CONSTRUCTION AREA. PERIMETER TO BE SEALED COMPLETELY WITH SHEET PLASTIC WHEN NO TEMPORARY PARTITION IS CALLED OUT.
6. MAINTAIN PRESSURE MONITORS DRUING CONSTRUCTION OPERATIONS.
7. CONTROL BARRIERS TO BE INSTALLED AND REMOVED ONLY DURING AFTER HOURS (5:30 PM PST - 6:00 AM PST)
8. LIFE SAFETY EGRESS IS TO BE MAINTAINED AT ALL TIMES.
9. EXACT TEMPORARY WALL PARTITION LAYOUT AND DIMENSIONS TO BE REVIEWED AT THE CONSTRUCTION SITE WITH COR APPROVAL.

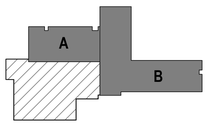

SCALE: As indicated

BID SET	05/04/2026
Revisions:	Date:

CONSULTANT

SEVEN GENERATIONS ARCHITECTURE + ENGINEERING
600 E. MICHIGAN AVE., SUITE B
KALAMAZOO, MI 49007
269-927-0144

SEVEN GENERATIONS architecture +engineering

DESIGNER OF RECORD

A/E:
DAVENERGY SOLUTIONS
2207 GARNET AVE, SUITE 1
SAN DIEGO, CA 22108
612-770-8552

DAVENERGY SOLUTIONS ENGINEERING | CONSTRUCTION MANAGEMENT

STAMP

05/04/2026
STATE OF MINNESOTA
MICHAEL HAWKINS
ARCHITECT
No. 38315112
LICENSED ARCHITECT

Office of Construction and Facilities Management

VA U.S. Department of Veterans Affairs

Drawing Title: FIRST FLOOR DEMO PLAN - AREA B	Phase: BID SET	Project Title: REPLACE AND EXPAND CHILLED WATER INFRASTRUCTURE, BUILDING 1 AND OPC	Project Number: 570-20-308
Approved:	-	Location: FRESNO VA HOSPITAL, 2615 E. CLINTON AVE, FRESNO, CA 93703	Building Number: N/A
		Issue Date: 05/04/2026 / Checked: MH / Drawn: TC	Drawing Number: AD103B

Autodesk Docs://222010 VA Fresno Chilled Water Infrastructure/222010 VA Fresno Chilled Water Infrastructure_ARCH-R23.rvt
5/4/2026 4:21:44 PM

VA FORM 08 - 6231

NOTE: THIS AREA TO BE CLASS IV ICRA

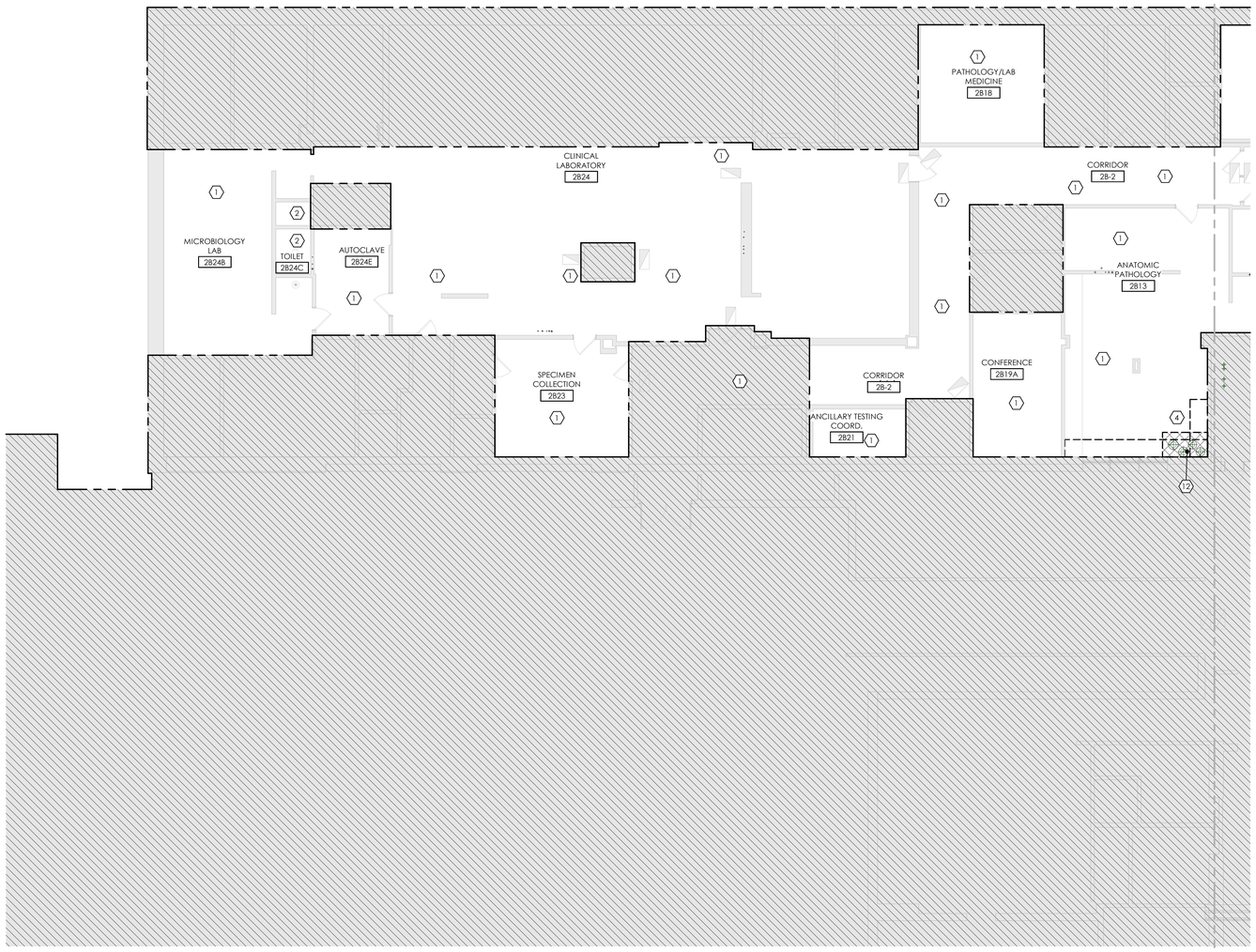

NORTH

SECOND FLOOR DEMOLITION PLAN - UNIT A

SCALE: 1/8" = 1'-0"

DEMOLITION KEY NOTES

NO.	DESCRIPTION
1	REMOVE EXISTING ACOUSTICAL CEILING TILE AND GRID SYSTEM INCLUDING ASSOCIATED HANGERS, METAL TEE GRID, AND EDGE ANGLES AS REQUIRED FOR DEMOLITION AND INSTALLATION OF CONDENSATE/CHILLED WATER SYSTEM, EXISTING CEILING MOUNTED LIGHT FIXTURES, SPEAKERS, CAMERAS, FIRE ALARMS, MECHANICAL DEVICES, SMOKE DETECTORS, SENSORS, WIRELESS ACCESS POINT, EXIT SIGNAGE, SAFETY MIRRORS, ETC. TO BE TEMPORARILY SUPPORTED FOR REINSTALLATION IN NEW CEILING FINISH; REFER TO REFLECTED CEILING PLANS FOR EXISTING AND REINSTALLED LOCATIONS. [NOTE: ITEMS SHALL NOT BE TEMPORARILY OR PERMANENTLY SUSPENDED FROM FIRE SUPPRESSION LINES]
2	REMOVE EXISTING GYPSUM BOARD OR PLASTER CEILING OVER METAL LATH ATTACHED TO SUSPENDED COLD ROLLED CHANNELS AS REQUIRED AND TO THE EXTENT FOR DEMOLITION AND INSTALLATION OF CONDENSATE/CHILLED WATER SYSTEM. PATCH & REPAIR ADJACENT SURFACES TO REMAIN AS NECESSARY.
4	REMOVE A PORTION OF EXISTING CASEWORK AND COUNTERTOP AS REQUIRED FOR NEW CONSTRUCTION. TURN OVER TO OWNER UNLESS DIRECTED OTHERWISE. PATCH AND REPAIR EXPOSED SURFACES TO REMAIN AS REQUIRED TO RECEIVE NEW CONSTRUCTION AND FINISHES.
12	SAW-CUT AND REMOVE FLOOR DECK AND SLAB. REFER TO STRUCTURAL DRAWINGS FOR STRUCTURAL SUPPORT MODIFICATIONS REQUIRED AND EXACT SAW-CUT DIMENSIONS AND PLACEMENT.

DEMO/ICRA LEGEND

- TEMPORARY WALL (REFER TO WALL TYPES)
- AREA OF SAWCUT FLOOR SLAB DEMOLITION (REFER TO STRUCTURAL)
- AREA NOT IN PROJECT SCOPE

NOTE: SEE SHEET AD001 FOR DEMOLITION GENERAL NOTES.

ICRA GENERAL NOTES

1. REFER TO 01 35 26 SAFETY REQUIREMENTS FOR ADDITIONAL INFORMATION.
2. CONSTRUCT ICRA BARRIER PRIOR TO ANY DEMOLITION WORK.
3. WHERE CLASS IV ICRA IS CALLED OUT ON THE DEMO PLANS, EXISTING MECHANICAL ROOMS CAN BE PLANNED FOR CLASS III.
4. ALL EXTERIOR WORK TO BE CLASS II ICRA.
5. THE INTENT OF INFECTION CONTROL ISOLATION IS TO CONTAIN DUST AND PARTICULATE MATTER FROM THE CONSTRUCTION AREA. PERIMETER TO BE SEALED COMPLETELY WITH SHEET PLASTIC WHEN NO TEMPORARY PARTITION IS CALLED OUT.
6. MAINTAIN PRESSURE MONITORS DRUING CONSTRUCTION OPERATIONS.
7. CONTROL BARRIERS TO BE INSTALLED AND REMOVED ONLY DURING AFTER HOURS (5:30 PM PST - 6:00 AM PST)
8. LIFE SAFETY EGRESS IS TO BE MAINTAINED AT ALL TIMES.
9. EXACT TEMPORARY WALL PARTITION LAYOUT AND DIMENSIONS TO BE REVIEWED AT THE CONSTRUCTION SITE WITH COR APPROVAL.

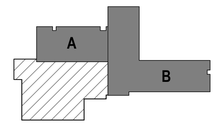

SCALE: As indicated

BID SET	05/04/2026
Revisions:	Date:

CONSULTANT

SEVEN GENERATIONS ARCHITECTURE + ENGINEERING
600 E. MICHIGAN AVE., SUITE B
KALAMAZOO, MI 49007
269-927-0144

SEVEN GENERATIONS architecture +engineering

DESIGNER OF RECORD

A/E:
DAVENERGY SOLUTIONS
2207 GARNET AVE, SUITE 1
SAN DIEGO, CA 22108
612-770-8552

DAVENERGY SOLUTIONS ENGINEERING | CONSTRUCTION MANAGEMENT

STAMP

05/04/2026

STATE OF MICHIGAN · MICHAEL HAMAMNY · ARCHITECT · No. 38315312 · LICENSED ARCHITECT

Office of Construction and Facilities Management

VA U.S. Department of Veterans Affairs

Drawing Title: SECOND FLOOR DEMO PLAN - AREA A	Phase: BID SET	Project Title: REPLACE AND EXPAND CHILLED WATER INFRASTRUCTURE, BUILDING 1 AND OPC	Project Number: 570-20-308
Approved:	-	Location: FRESNO VA HOSPITAL, 2615 E. CLINTON AVE, FRESNO, CA 93703	Building Number: N/A
		Issue Date: 05/04/2026 · Checked: MH · Drawn: TC	Drawing Number: AD104A

Autodesk Docs://222010 VA Fresno Chilled Water Infrastructure/222010 VA Fresno Chilled Water Infrastructure_ARCH-R23.rvt

5/4/2026 4:14:14 PM

VA FORM 08 - 6231

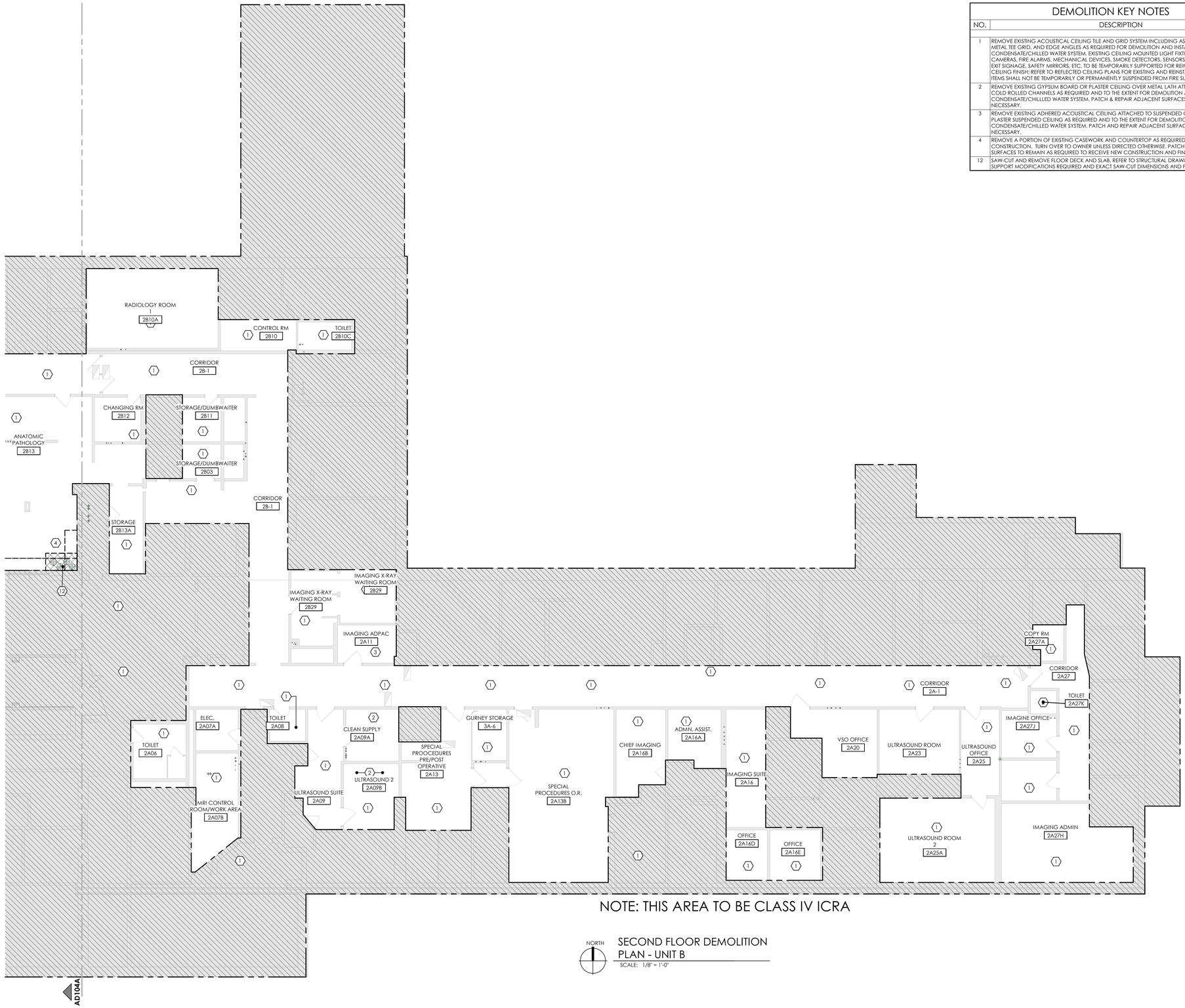

NOTE: THIS AREA TO BE CLASS IV ICRA

NORTH

SECOND FLOOR DEMOLITION PLAN - UNIT B

SCALE: 1/8" = 1'-0"

DEMOLITION KEY NOTES

NO.	DESCRIPTION
1	REMOVE EXISTING ACOUSTICAL CEILING TILE AND GRID SYSTEM INCLUDING ASSOCIATED HANGERS, METAL TEE GRID, AND EDGE ANGLES AS REQUIRED FOR DEMOLITION AND INSTALLATION OF CONDENSATE/CHILLED WATER SYSTEM. EXISTING CEILING MOUNTED LIGHT FIXTURES, SPEAKERS, CAMERAS, FIRE ALARMS, MECHANICAL DEVICES, SMOKE DETECTORS, SENSORS, WIRELESS ACCESS POINT, EXIT SIGNAGE, SAFETY MIRRORS, ETC. TO BE TEMPORARILY SUPPORTED FOR REINSTALLATION IN NEW CEILING FINISH; REFER TO REFLECTED CEILING PLANS FOR EXISTING AND REINSTALLED LOCATIONS. [NOTE: ITEMS SHALL NOT BE TEMPORARILY OR PERMANENTLY SUSPENDED FROM FIRE SUPPRESSION LINES]
2	REMOVE EXISTING GYPSUM BOARD OR PLASTER CEILING OVER METAL LATH ATTACHED TO SUSPENDED COLD ROLLED CHANNELS AS REQUIRED AND TO THE EXTENT FOR DEMOLITION AND INSTALLATION OF CONDENSATE/CHILLLED WATER SYSTEM. PATCH & REPAIR ADJACENT SURFACES TO REMAIN AS NECESSARY.
3	REMOVE EXISTING ADHERED ACOUSTICAL CEILING ATTACHED TO SUSPENDED GYPSUM OR CEMENT PLASTER SUSPENDED CEILING AS REQUIRED AND TO THE EXTENT FOR DEMOLITION AND INSTALLATION OF CONDENSATE/CHILLED WATER SYSTEM. PATCH AND REPAIR ADJACENT SURFACES TO REMAIN AS NECESSARY.
4	REMOVE A PORTION OF EXISTING CASEWORK AND COUNTERTOP AS REQUIRED FOR NEW CONSTRUCTION. TURN OVER TO OWNER UNLESS DIRECTED OTHERWISE. PATCH AND REPAIR EXPOSED SURFACES TO REMAIN AS REQUIRED TO RECEIVE NEW CONSTRUCTION AND FINISHES.
12	SAW-CUT AND REMOVE FLOOR DECK AND SLAB. REFER TO STRUCTURAL DRAWINGS FOR STRUCTURAL SUPPORT MODIFICATIONS REQUIRED AND EXACT SAW-CUT DIMENSIONS AND PLACEMENT.

DEMO/ICRA LEGEND

- TEMPORARY WALL (REFER TO WALL TYPES)
- AREA OF SAWCUT FLOOR SLAB DEMOLITION (REFER TO STRUCTURAL)
- AREA NOT IN PROJECT SCOPE

NOTE: SEE SHEET AD001 FOR DEMOLITION GENERAL NOTES.

ICRA GENERAL NOTES

1. REFER TO 01 35 26 SAFETY REQUIREMENTS FOR ADDITIONAL INFORMATION.
2. CONSTRUCT ICRA BARRIER PRIOR TO ANY DEMOLITION WORK.
3. WHERE CLASS IV ICRA IS CALLED OUT ON THE DEMO PLANS, EXISTING MECHANICAL ROOMS CAN BE PLANNED FOR CLASS III.
4. ALL EXTERIOR WORK TO BE CLASS II ICRA.
5. THE INTENT OF INFECTION CONTROL ISOLATION IS TO CONTAIN DUST AND PARTICULATE MATTER FROM THE CONSTRUCTION AREA. PERIMETER TO BE SEALED COMPLETELY WITH SHEET PLASTIC WHEN NO TEMPORARY PARTITION IS CALLED OUT.
6. MAINTAIN PRESSURE MONITORS DRUING CONSTRUCTION OPERATIONS.
7. CONTROL BARRIERS TO BE INSTALLED AND REMOVED ONLY DURING AFTER HOURS (5:30 PM PST - 6:00 AM PST)
8. LIFE SAFETY EGRESS IS TO BE MAINTAINED AT ALL TIMES.
9. EXACT TEMPORARY WALL PARTITION LAYOUT AND DIMENSIONS TO BE REVIEWED AT THE CONSTRUCTION SITE WITH COR APPROVAL.

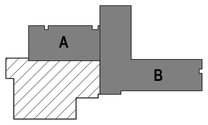

SCALE: As indicated

BID SET	05/04/2026
Revisions:	Date:

CONSULTANT

SEVEN GENERATIONS ARCHITECTURE + ENGINEERING
600 E. MICHIGAN AVE., SUITE B
KALAMAZOO, MI 49007
269-927-0144

SEVEN GENERATIONS architecture +engineering

DESIGNER OF RECORD

A/E:
DAVENERGY SOLUTIONS
2207 GARNET AVE, SUITE 1
SAN DIEGO, CA 22108
612-770-8552

DAVENERGY SOLUTIONS ENGINEERING | CONSTRUCTION MANAGEMENT

STAMP

STATE OF MICHIGAN · MICHAEL HANNAHY · ARCHITECT · No. 3801312 · REGISTERED ARCHITECT
05/04/2026

Office of Construction and Facilities Management

VA U.S. Department of Veterans Affairs

Drawing Title: SECOND FLOOR DEMO PLAN - AREA B	Phase: BID SET	Project Title: REPLACE AND EXPAND CHILLED WATER INFRASTRUCTURE, BUILDING 1 AND OPC	Project Number: 570-20-308
Approved:	-	Location: FRESNO VA HOSPITAL, 2615 E. CLINTON AVE, FRESNO, CA 93703	Building Number: N/A
		Issue Date: 05/04/2026 / Checked: MH / Drawn: TC	Drawing Number: AD104B

5/4/2026 4:14:17 PM

Autodesk Docs://220110 VA Fresno Chilled Water Infrastructure/220110 VA Fresno Chilled Water Infrastructure_ARCH-R23.rvt

VA FORM 08 - 6231

NOTE: THIS AREA TO BE CLASS IV ICRA

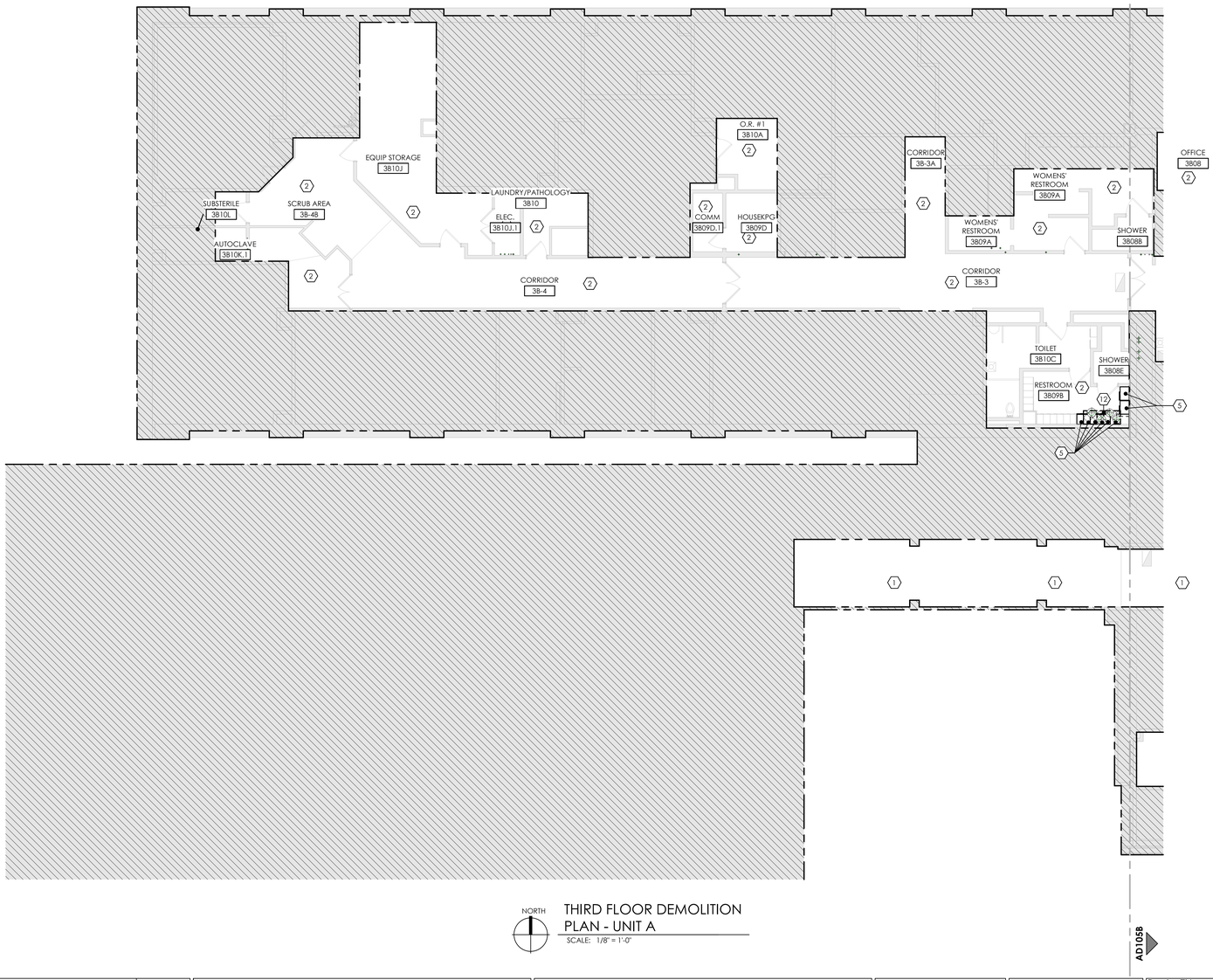

NORTH

THIRD FLOOR DEMOLITION PLAN - UNIT A

SCALE: 1/8" = 1'-0"

AD105B

DEMOLITION KEY NOTES

NO.	DESCRIPTION
1	REMOVE EXISTING ACOUSTICAL CEILING TILE AND GRID SYSTEM INCLUDING ASSOCIATED HANGERS, METAL TEE GRID, AND EDGE ANGLES AS REQUIRED FOR DEMOLITION AND INSTALLATION OF CONDENSATE/CHILLED WATER SYSTEM, EXISTING CEILING MOUNTED LIGHT FIXTURES, SPEAKERS, CAMERAS, FIRE ALARMS, MECHANICAL DEVICES, SMOKE DETECTORS, SENSORS, WIRELESS ACCESS POINT, EXIT SIGNAGE, SAFETY MIRRORS, ETC. TO BE TEMPORARILY SUPPORTED FOR REINSTALLATION IN NEW CEILING FINISH; REFER TO REFLECTED CEILING PLANS FOR EXISTING AND REINSTALLED LOCATIONS. [NOTE: ITEMS SHALL NOT BE TEMPORARILY OR PERMANENTLY SUSPENDED FROM FIRE SUPPRESSION LINES]
2	REMOVE EXISTING GYPSUM BOARD OR PLASTER CEILING OVER METAL LATH ATTACHED TO SUSPENDED COLD ROLLED CHANNELS AS REQUIRED AND TO THE EXTENT FOR DEMOLITION AND INSTALLATION OF CONDENSATE/CHILLLED WATER SYSTEM. PATCH & REPAIR ADJACENT SURFACES TO REMAIN AS NECESSARY.
5	REMOVE EXISTING LOCKERS AND BENCH. TURN OVER TO OWNER UNLESS DIRECTED OTHERWISE. PATCH AND REPAIR EXPOSED SURFACES TO REMAIN AS REQUIRED TO RECEIVE NEW CONSTRUCTION AND FINISHES.
12	SAW-CUT AND REMOVE FLOOR DECK AND SLAB. REFER TO STRUCTURAL DRAWINGS FOR STRUCTURAL SUPPORT MODIFICATIONS REQUIRED AND EXACT SAW-CUT DIMENSIONS AND PLACEMENT.

DEMO/ICRA LEGEND

- TEMPORARY WALL (REFER TO WALL TYPES)
- AREA OF SAWCUT FLOOR SLAB DEMOLITION (REFER TO STRUCTURAL)
- AREA NOT IN PROJECT SCOPE

NOTE: SEE SHEET AD001 FOR DEMOLITION GENERAL NOTES.

ICRA GENERAL NOTES

1. REFER TO 01 35 26 SAFETY REQUIREMENTS FOR ADDITIONAL INFORMATION.
2. CONSTRUCT ICRA BARRIER PRIOR TO ANY DEMOLITION WORK.
3. WHERE CLASS IV ICRA IS CALLED OUT ON THE DEMO PLANS, EXISTING MECHANICAL ROOMS CAN BE PLANNED FOR CLASS III.
4. ALL EXTERIOR WORK TO BE CLASS II ICRA.
5. THE INTENT OF INFECTION CONTROL ISOLATION IS TO CONTAIN DUST AND PARTICULATE MATTER FROM THE CONSTRUCTION AREA. PERIMETER TO BE SEALED COMPLETELY WITH SHEET PLASTIC WHEN NO TEMPORARY PARTITION IS CALLED OUT.
6. MAINTAIN PRESSURE MONITORS DRUING CONSTRUCTION OPERATIONS.
7. CONTROL BARRIERS TO BE INSTALLED AND REMOVED ONLY DURING AFTER HOURS (5:30 PM PST - 6:00 AM PST)
8. LIFE SAFETY EGRESS IS TO BE MAINTAINED AT ALL TIMES.
9. EXACT TEMPORARY WALL PARTITION LAYOUT AND DIMENSIONS TO BE REVIEWED AT THE CONSTRUCTION SITE WITH COR APPROVAL.

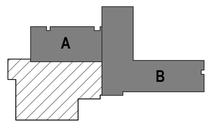

SCALE: As indicated

BID SET	05/04/2026
Revisions:	Date:

CONSULTANT

SEVEN GENERATIONS ARCHITECTURE + ENGINEERING
600 E. MICHIGAN AVE., SUITE B
KALAMAZOO, MI 49007
269-927-0144

SEVEN GENERATIONS architecture +engineering

DESIGNER OF RECORD

A/E:
DAVENERGY SOLUTIONS
2207 GARNET AVE, SUITE 1
SAN DIEGO, CA 22108
612-770-8552

DAVENERGY SOLUTIONS ENGINEERING | CONSTRUCTION MANAGEMENT

STAMP

05/04/2026

STATE OF MICHIGAN · MICHAEL HAWARNY · ARCHITECT · No. 38151012 · LICENSED ARCHITECT

Office of Construction and Facilities Management

VA U.S. Department of Veterans Affairs

Drawing Title: THIRD FLOOR DEMO PLAN - AREA A	Phase: BID SET	Project Title: REPLACE AND EXPAND CHILLED WATER INFRASTRUCTURE, BUILDING 1 AND OPC	Project Number: 570-20-308
Approved:	-	Location: FRESNO VA HOSPITAL, 2615 E. CLINTON AVE, FRESNO, CA 93703	Building Number: N/A
		Issue Date: 05/04/2026 · Checked: MH · Drawn: TC	Drawing Number: AD105A

Autodesk Docs://222010 VA Fresno Chilled Water Infrastructure/222010 VA Fresno Chilled Water Infrastructure_ARCH-R23.rvt

5/4/2026 4:14:19 PM

VA FORM 08 - 6231

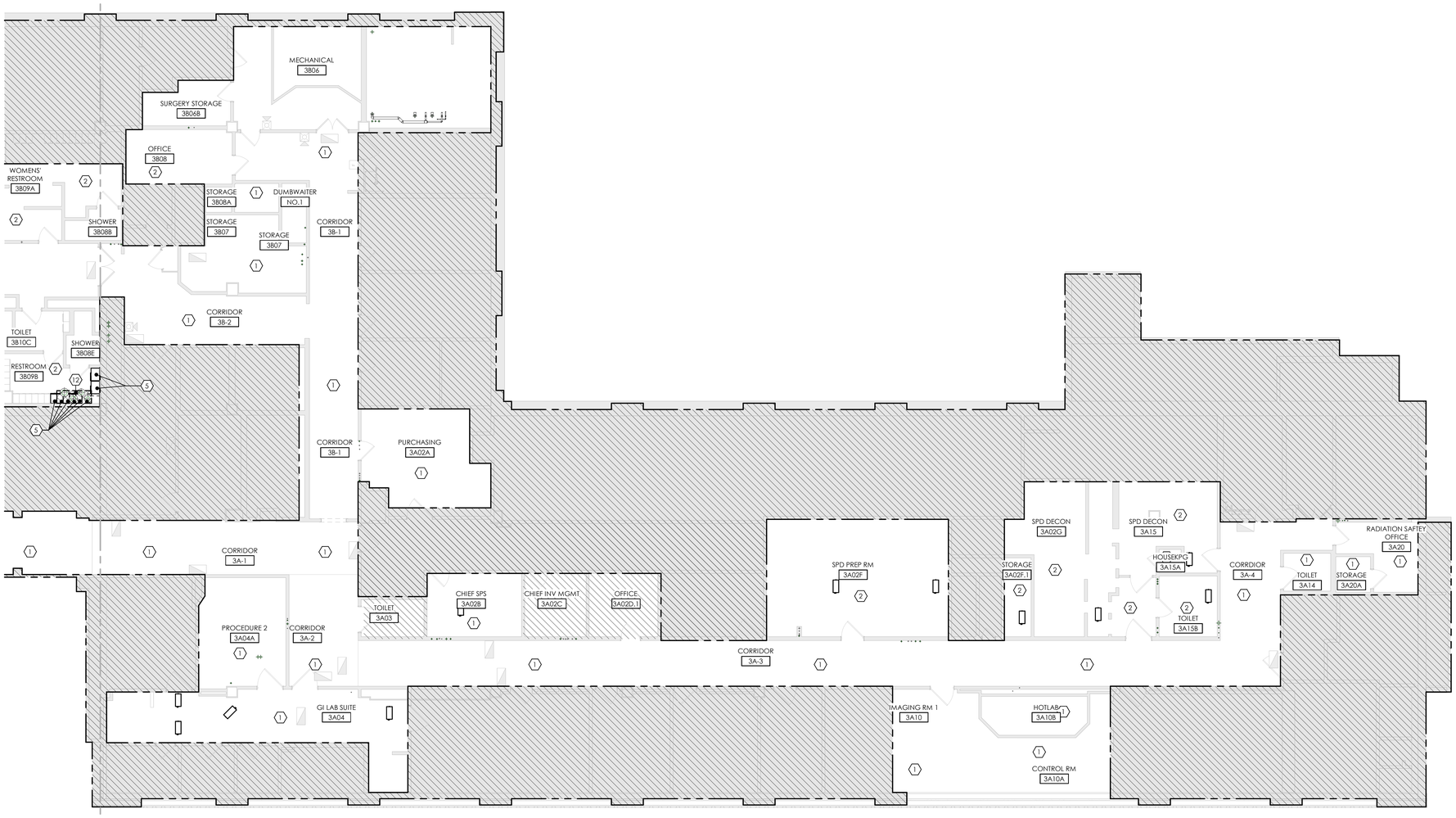

NOTE: THIS AREA TO BE CLASS IV ICRA

NORTH

THIRD FLOOR DEMOLITION PLAN - UNIT B

SCALE: 1/8" = 1'-0"

DEMOLITION KEY NOTES

NO.	DESCRIPTION
1	REMOVE EXISTING ACOUSTICAL CEILING TILE AND GRID SYSTEM INCLUDING ASSOCIATED HANGERS, METAL TEE GRID, AND EDGE ANGLES AS REQUIRED FOR DEMOLITION AND INSTALLATION OF CONDENSATE/CHILLED WATER SYSTEM, EXISTING CEILING MOUNTED LIGHT FIXTURES, SPEAKERS, CAMERAS, FIRE ALARMS, MECHANICAL DEVICES, SMOKE DETECTORS, SENSORS, WIRELESS ACCESS POINT, EXIT SIGNAGE, SAFETY MIRRORS, ETC. TO BE TEMPORARILY SUPPORTED FOR REINSTALLATION IN NEW CEILING FINISH; REFER TO REFLECTED CEILING PLANS FOR EXISTING AND REINSTALLED LOCATIONS. [NOTE: ITEMS SHALL NOT BE TEMPORARILY OR PERMANENTLY SUSPENDED FROM FIRE SUPPRESSION LINES]
2	REMOVE EXISTING GYPSUM BOARD OR PLASTER CEILING OVER METAL LATH ATTACHED TO SUSPENDED COLD ROLLED CHANNELS AS REQUIRED AND TO THE EXTENT FOR DEMOLITION AND INSTALLATION OF CONDENSATE/CHILLLED WATER SYSTEM. PATCH & REPAIR ADJACENT SURFACES TO REMAIN AS NECESSARY.
5	REMOVE EXISTING LOCKERS AND BENCH. TURN OVER TO OWNER UNLESS DIRECTED OTHERWISE. PATCH AND REPAIR EXPOSED SURFACES TO REMAIN AS REQUIRED TO RECEIVE NEW CONSTRUCTION AND FINISHES.
12	SAW-CUT AND REMOVE FLOOR DECK AND SLAB. REFER TO STRUCTURAL DRAWINGS FOR STRUCTURAL SUPPORT MODIFICATIONS REQUIRED AND EXACT SAW-CUT DIMENSIONS AND PLACEMENT.

DEMO/ICRA LEGEND

- TEMPORARY WALL (REFER TO WALL TYPES)
- AREA OF SAWCUT FLOOR SLAB DEMOLITION (REFER TO STRUCTURAL)
- AREA NOT IN PROJECT SCOPE

NOTE: SEE SHEET AD001 FOR DEMOLITION GENERAL NOTES.

ICRA GENERAL NOTES

1. REFER TO 01 35 26 SAFETY REQUIREMENTS FOR ADDITIONAL INFORMATION.
2. CONSTRUCT ICRA BARRIER PRIOR TO ANY DEMOLITION WORK.
3. WHERE CLASS IV ICRA IS CALLED OUT ON THE DEMO PLANS, EXISTING MECHANICAL ROOMS CAN BE PLANNED FOR CLASS III.
4. ALL EXTERIOR WORK TO BE CLASS II ICRA.
5. THE INTENT OF INFECTION CONTROL ISOLATION IS TO CONTAIN DUST AND PARTICULATE MATTER FROM THE CONSTRUCTION AREA. PERIMETER TO BE SEALED COMPLETELY WITH SHEET PLASTIC WHEN NO TEMPORARY PARTITION IS CALLED OUT.
6. MAINTAIN PRESSURE MONITORS DRUING CONSTRUCTION OPERATIONS.
7. CONTROL BARRIERS TO BE INSTALLED AND REMOVED ONLY DURING AFTER HOURS (5:30 PM PST - 6:00 AM PST)
8. LIFE SAFETY EGRESS IS TO BE MAINTAINED AT ALL TIMES.
9. EXACT TEMPORARY WALL PARTITION LAYOUT AND DIMENSIONS TO BE REVIEWED AT THE CONSTRUCTION SITE WITH COR APPROVAL.

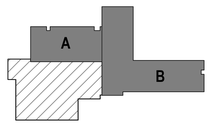

SCALE: As indicated

BID SET	05/04/2026
Revisions:	Date:

CONSULTANT

SEVEN GENERATIONS ARCHITECTURE + ENGINEERING
600 E. MICHIGAN AVE., SUITE B
KALAMAZOO, MI 49007
269-927-0144

SEVEN GENERATIONS architecture +engineering

DESIGNER OF RECORD

A/E:
DAVENERGY SOLUTIONS
2207 GARNET AVE, SUITE 1
SAN DIEGO, CA 22108
612-770-8552

DAVENERGY SOLUTIONS ENGINEERING | CONSTRUCTION MANAGEMENT

STAMP

05/04/2026

STATE OF MICHIGAN · MICHAEL HAVARNY · ARCHITECT · No. 38310312 · LICENSED ARCHITECT

Office of Construction and Facilities Management

VA U.S. Department of Veterans Affairs

Drawing Title: THIRD FLOOR DEMO PLAN - AREA B	Phase: BID SET	Project Title: REPLACE AND EXPAND CHILLED WATER INFRASTRUCTURE, BUILDING 1 AND OPC	Project Number: 570-20-308
Approved:	-	Location: FRESNO VA HOSPITAL, 2615 E. CLINTON AVE, FRESNO, CA 93703	Building Number: N/A
		Issue Date: 05/04/2026 / Checked: MH / Drawn: TC	Drawing Number: AD105B

5/4/2026 4:14:23 PM

Autodesk Docs://220210 VA Fresno Chilled Water Infrastructure/220210 VA Fresno Chilled Water Infrastructure_ARCH-R23.rvt

VA FORM 08 - 6231

NOTE: THIS AREA TO BE CLASS IV ICRA

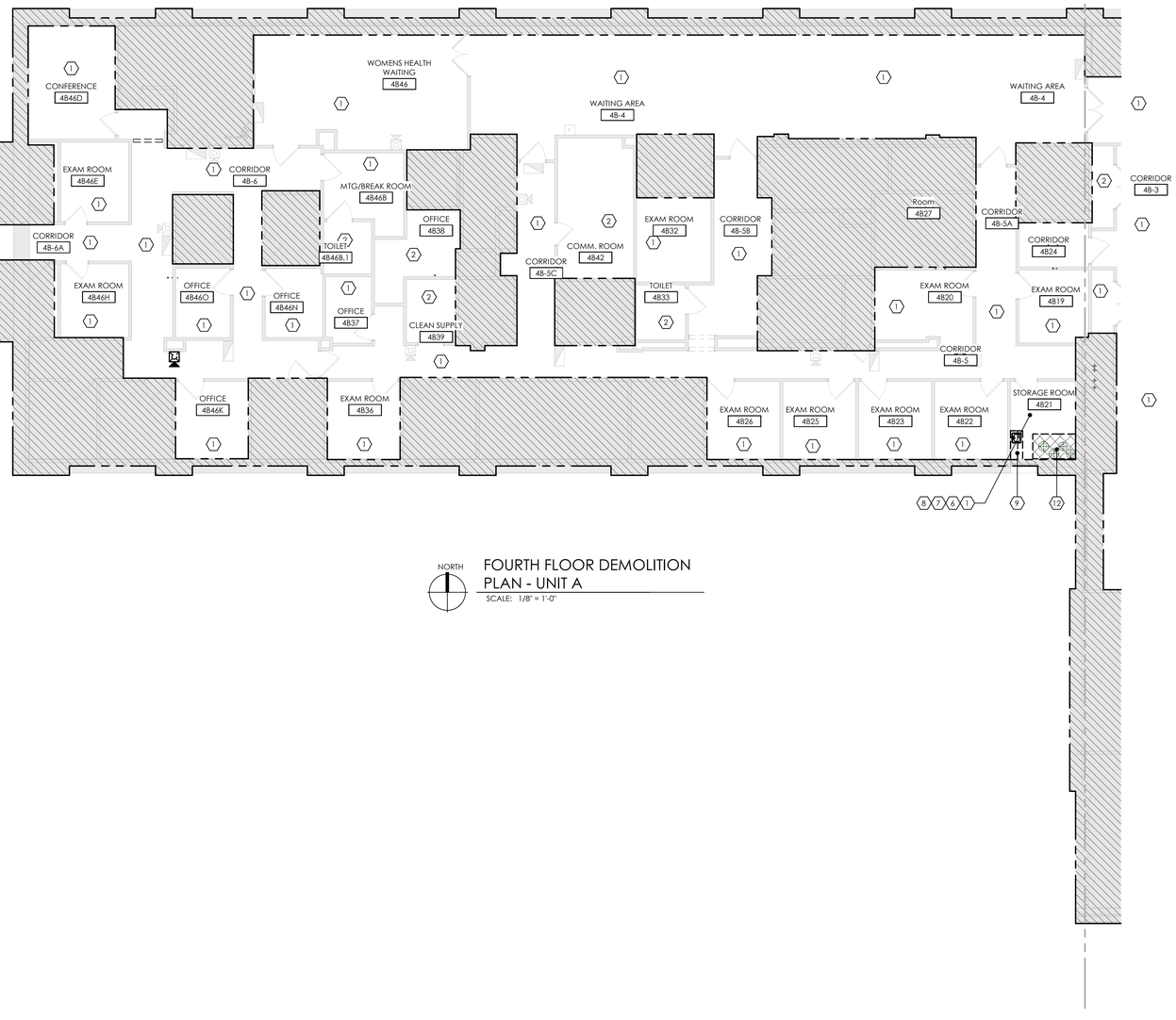

NORTH

FOURTH FLOOR DEMOLITION PLAN - UNIT A

SCALE: 1/8" = 1'-0"

DEMOLITION KEY NOTES

NO.	DESCRIPTION
1	REMOVE EXISTING ACOUSTICAL CEILING TILE AND GRID SYSTEM INCLUDING ASSOCIATED HANGERS, METAL TEE GRID, AND EDGE ANGLES AS REQUIRED FOR DEMOLITION AND INSTALLATION OF CONDENSATE/CHILLED WATER SYSTEM, EXISTING CEILING MOUNTED LIGHT FIXTURES, SPEAKERS, CAMERAS, FIRE ALARMS, MECHANICAL DEVICES, SMOKE DETECTORS, SENSORS, WIRELESS ACCESS POINT, EXIT SIGNAGE, SAFETY MIRRORS, ETC. TO BE TEMPORARILY SUPPORTED FOR REINSTALLATION IN NEW CEILING FINISH; REFER TO REFLECTED CEILING PLANS FOR EXISTING AND REINSTALLED LOCATIONS. [NOTE: ITEMS SHALL NOT BE TEMPORARILY OR PERMANENTLY SUSPENDED FROM FIRE SUPPRESSION LINES]
2	REMOVE EXISTING GYPSUM BOARD OR PLASTER CEILING OVER METAL LATH ATTACHED TO SUSPENDED COLD ROLLED CHANNELS AS REQUIRED AND TO THE EXTENT FOR DEMOLITION AND INSTALLATION OF CONDENSATE/CHILLLED WATER SYSTEM. PATCH & REPAIR ADJACENT SURFACES TO REMAIN AS NECESSARY.
6	REMOVE ALL EXISTING WALL-MOUNTED EQUIPMENT. PATCH AND REPAIR WITH FINISH PAINT ALL WALL SURFACES. TURN BALANCE OVER TO OWNER UNLESS DIRECTED OTHERWISE.
7	REMOVE EXISTING WALL FINISHES, WALL BASE, AND ALL OTHER ITEMS ATTACHED TO THE WALLS. TURN OVER TO OWNER, UNLESS DIRECTED OTHERWISE. PATCH & REPAIR EXPOSED SURFACES TO REMAIN AS REQUIRED FOR NEW CONSTRUCTION AND/OR NEW FINISHES.
8	REMOVE EXISTING FLOORING AND FLOOR FINISHES INCLUDING ALL ADHESIVES, SETTING MATERIALS DOWN TO EXISTING SUBSTRATE. GRIND CONCRETE FLOORS AS REQUIRED TO PROVIDE A SMOOTH AND UNIFORM SURFACE FOR NEW FINISHES.
9	REMOVE EXISTING CASEWORK AND COUNTERTOPS, AND PLUMBING EQUIPMENT. PATCH AND REPAIR WALL SURFACES TO REMAIN.
12	SAW-CUT AND REMOVE FLOOR DECK AND SLAB. REFER TO STRUCTURAL DRAWINGS FOR STRUCTURAL SUPPORT MODIFICATIONS REQUIRED AND EXACT SAW-CUT DIMENSIONS AND PLACEMENT.

DEMO/ICRA LEGEND

- TEMPORARY WALL (REFER TO WALL TYPES)
- AREA OF SAWCUT FLOOR SLAB DEMOLITION (REFER TO STRUCTURAL)
- AREA NOT IN PROJECT SCOPE

NOTE: SEE SHEET AD001 FOR DEMOLITION GENERAL NOTES.

ICRA GENERAL NOTES

1. REFER TO 01 35 26 SAFETY REQUIREMENTS FOR ADDITIONAL INFORMATION.
2. CONSTRUCT ICRA BARRIER PRIOR TO ANY DEMOLITION WORK.
3. WHERE CLASS IV ICRA IS CALLED OUT ON THE DEMO PLANS, EXISTING MECHANICAL ROOMS CAN BE PLANNED FOR CLASS III.
4. ALL EXTERIOR WORK TO BE CLASS II ICRA.
5. THE INTENT OF INFECTION CONTROL ISOLATION IS TO CONTAIN DUST AND PARTICULATE MATTER FROM THE CONSTRUCTION AREA. PERIMETER TO BE SEALED COMPLETELY WITH SHEET PLASTIC WHEN NO TEMPORARY PARTITION IS CALLED OUT.
6. MAINTAIN PRESSURE MONITORS DRUING CONSTRUCTION OPERATIONS.
7. CONTROL BARRIERS TO BE INSTALLED AND REMOVED ONLY DURING AFTER HOURS (5:30 PM PST - 6:00 AM PST)
8. LIFE SAFETY EGRESS IS TO BE MAINTAINED AT ALL TIMES.
9. EXACT TEMPORARY WALL PARTITION LAYOUT AND DIMENSIONS TO BE REVIEWED AT THE CONSTRUCTION SITE WITH COR APPROVAL.

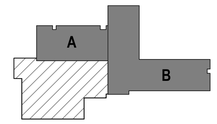

SCALE: As indicated

BID SET	05/04/2026
Revisions:	Date:

CONSULTANT

SEVEN GENERATIONS ARCHITECTURE + ENGINEERING
600 E. MICHIGAN AVE., SUITE B
KALAMAZOO, MI 49007
269-927-0144

SEVEN GENERATIONS architecture +engineering

DESIGNER OF RECORD

A/E:
DAVENERGY SOLUTIONS
2207 GARNET AVE, SUITE 1
SAN DIEGO, CA 22108
612-770-8552

DAVENERGY SOLUTIONS ENGINEERING | CONSTRUCTION MANAGEMENT

STAMP

STATE OF MICHIGAN — MICHAEL HAWKINS — ARCHITECT — No. 38315313 — LICENSED ARCHITECT — 05/04/2026

Office of Construction and Facilities Management

VA U.S. Department of Veterans Affairs

Drawing Title: FOURTH FLOOR DEMO PLAN - AREA A	Phase: BID SET	Project Title: REPLACE AND EXPAND CHILLED WATER INFRASTRUCTURE, BUILDING 1 AND OPC	Project Number: 570-20-308
Approved:	-	Location: FRESNO VA HOSPITAL, 2615 E. CLINTON AVE, FRESNO, CA 93703	Building Number: N/A
		Issue Date: 05/04/2026 / Checked: MH / Drawn: TC	Drawing Number: AD106A

Autodesk Docs://222010 VA Fresno Chilled Water Infrastructure/222010 VA Fresno Chilled Water Infrastructure_ARCH-R23.rvt
5/4/2026 4:14:26 PM

VA FORM 08 - 6231

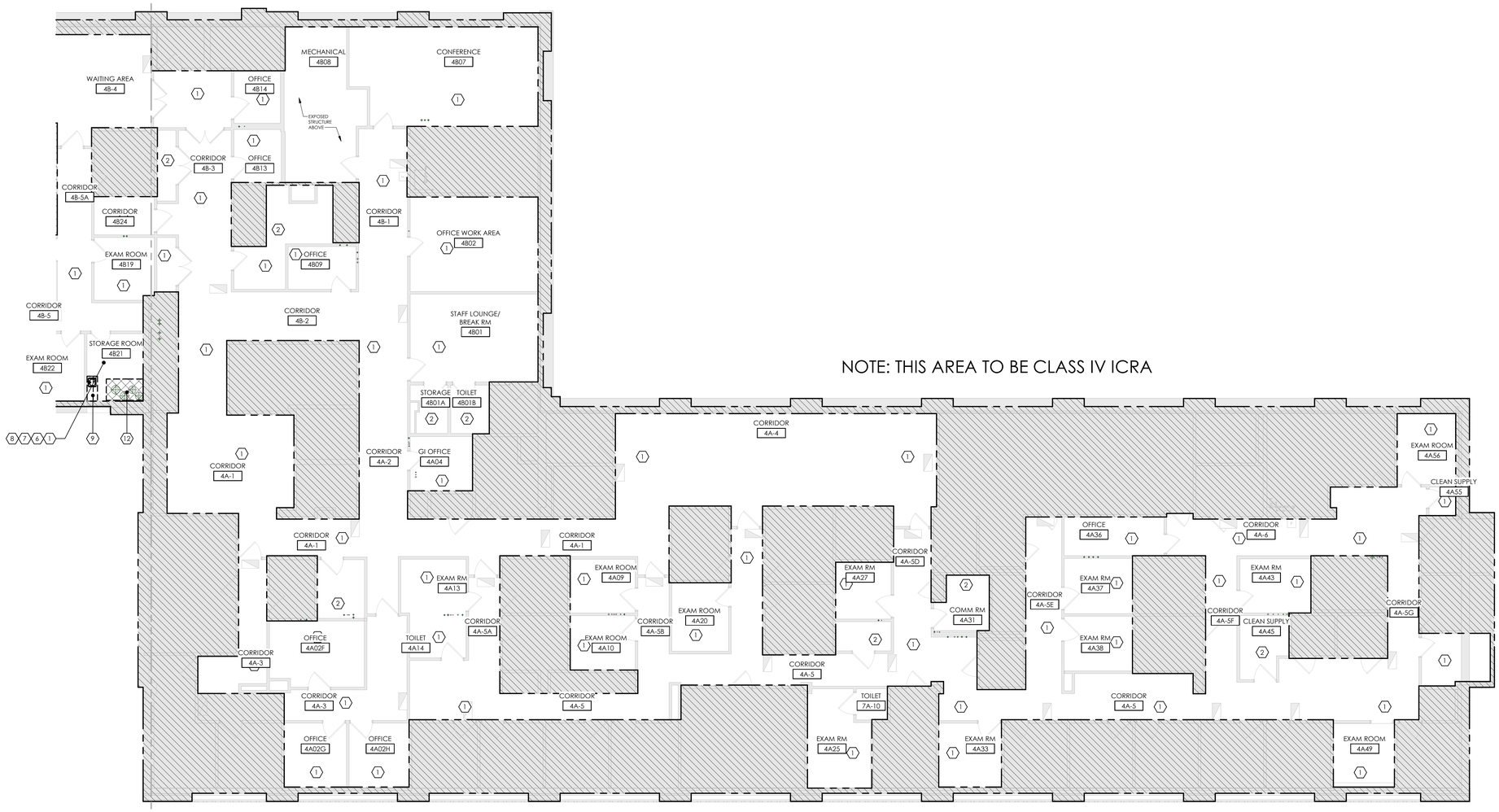

NOTE: THIS AREA TO BE CLASS IV ICRA

NORTH

FOURTH FLOOR DEMOLITION PLAN - UNIT B

SCALE: 1/8" = 1'-0"

DEMOLITION KEY NOTES

NO.	DESCRIPTION
1	REMOVE EXISTING ACOUSTICAL CEILING TILE AND GRID SYSTEM INCLUDING ASSOCIATED HANGERS, METAL TEE GRID, AND EDGE ANGLES AS REQUIRED FOR DEMOLITION AND INSTALLATION OF CONDENSATE/CHILLED WATER SYSTEM, EXISTING CEILING MOUNTED LIGHT FIXTURES, SPEAKERS, CAMERAS, FIRE ALARMS, MECHANICAL DEVICES, SMOKE DETECTORS, SENSORS, WIRELESS ACCESS POINT, EXIT SIGNAGE, SAFETY MIRRORS, ETC. TO BE TEMPORARILY SUPPORTED FOR REINSTALLATION IN NEW CEILING FINISH; REFER TO REFLECTED CEILING PLANS FOR EXISTING AND REINSTALLED LOCATIONS. [NOTE: ITEMS SHALL NOT BE TEMPORARILY OR PERMANENTLY SUSPENDED FROM FIRE SUPPRESSION LINES]
2	REMOVE EXISTING GYPSUM BOARD OR PLASTER CEILING OVER METAL LATH ATTACHED TO SUSPENDED COLD ROLLED CHANNELS AS REQUIRED AND TO THE EXTENT FOR DEMOLITION AND INSTALLATION OF CONDENSATE/CHILLLED WATER SYSTEM. PATCH & REPAIR ADJACENT SURFACES TO REMAIN AS NECESSARY.
6	REMOVE ALL EXISTING WALL-MOUNTED EQUIPMENT. PATCH AND REPAIR WITH FINISH PAINT ALL WALL SURFACES. TURN BALANCE OVER TO OWNER UNLESS DIRECTED OTHERWISE.
7	REMOVE EXISTING WALL FINISHES, WALL BASE, AND ALL OTHER ITEMS ATTACHED TO THE WALLS. TURN OVER TO OWNER, UNLESS DIRECTED OTHERWISE. PATCH & REPAIR EXPOSED SURFACES TO REMAIN AS REQUIRED FOR NEW CONSTRUCTION AND/OR NEW FINISHES.
8	REMOVE EXISTING FLOORING AND FLOOR FINISHES INCLUDING ALL ADHESIVES, SETTING MATERIALS DOWN TO EXISTING SUBSTRATE. GRIND CONCRETE FLOORS AS REQUIRED TO PROVIDE A SMOOTH AND UNIFORM SURFACE FOR NEW FINISHES.
9	REMOVE EXISTING CASEWORK AND COUNTERTOPS, AND PLUMBING EQUIPMENT. PATCH AND REPAIR WALL SURFACES TO REMAIN.
12	SAW-CUT AND REMOVE FLOOR DECK AND SLAB. REFER TO STRUCTURAL DRAWINGS FOR STRUCTURAL SUPPORT MODIFICATIONS REQUIRED AND EXACT SAW-CUT DIMENSIONS AND PLACEMENT.

DEMO/ICRA LEGEND

- TEMPORARY WALL (REFER TO WALL TYPES)
- AREA OF SAWCUT FLOOR SLAB DEMOLITION (REFER TO STRUCTURAL)
- AREA NOT IN PROJECT SCOPE

NOTE: SEE SHEET AD001 FOR DEMOLITION GENERAL NOTES.

ICRA GENERAL NOTES

1. REFER TO 01 35 26 SAFETY REQUIREMENTS FOR ADDITIONAL INFORMATION.
2. CONSTRUCT ICRA BARRIER PRIOR TO ANY DEMOLITION WORK.
3. WHERE CLASS IV ICRA IS CALLED OUT ON THE DEMO PLANS, EXISTING MECHANICAL ROOMS CAN BE PLANNED FOR CLASS III.
4. ALL EXTERIOR WORK TO BE CLASS II ICRA.
5. THE INTENT OF INFECTION CONTROL ISOLATION IS TO CONTAIN DUST AND PARTICULATE MATTER FROM THE CONSTRUCTION AREA. PERIMETER TO BE SEALED COMPLETELY WITH SHEET PLASTIC WHEN NO TEMPORARY PARTITION IS CALLED OUT.
6. MAINTAIN PRESSURE MONITORS DRUING CONSTRUCTION OPERATIONS.
7. CONTROL BARRIERS TO BE INSTALLED AND REMOVED ONLY DURING AFTER HOURS (5:30 PM PST - 6:00 AM PST)
8. LIFE SAFETY EGRESS IS TO BE MAINTAINED AT ALL TIMES.
9. EXACT TEMPORARY WALL PARTITION LAYOUT AND DIMENSIONS TO BE REVIEWED AT THE CONSTRUCTION SITE WITH COR APPROVAL.

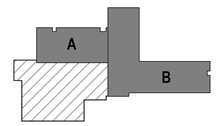

SCALE: As indicated

BID SET	05/04/2026
Revisions:	Date:

CONSULTANT

SEVEN GENERATIONS ARCHITECTURE + ENGINEERING
600 E. MICHIGAN AVE., SUITE B
KALAMAZOO, MI 49007
269-927-0144

SEVEN GENERATIONS architecture +engineering

DESIGNER OF RECORD

A/E:
DAVENERGY SOLUTIONS
2207 GARNET AVE, SUITE 1
SAN DIEGO, CA 22108
612-770-8552

DAVENERGY SOLUTIONS ENGINEERING | CONSTRUCTION MANAGEMENT

STAMP

STATE OF MICHIGAN — MICHAEL HANAWAY — ARCHITECT — No. 3801510 — REGISTERED ARCHITECT — 05/04/2026

Office of Construction and Facilities Management

VA U.S. Department of Veterans Affairs

Drawing Title	FOURTH FLOOR DEMO PLAN - AREA B
Phase	BID SET
Approved:	-
Project Title	REPLACE AND EXPAND CHILLED WATER INFRASTRUCTURE, BUILDING 1 AND OPC
Project Number	570-20-308
Building Number	N/A
Location	FRESNO VA HOSPITAL 2615 E. CLINTON AVE, FRESNO, CA 93703
Drawing Number	AD106B
Issue Date	05/04/2026
Checked	MH
Drawn	TC

Autodesk Docs://220101 VA Fresno Chilled Water Infrastructure/220101 VA Fresno Chilled Water Infrastructure_ARCH-R23.rvt
5/4/2026 4:14:30 PM

NOTE: THIS AREA TO BE CLASS IV ICRA

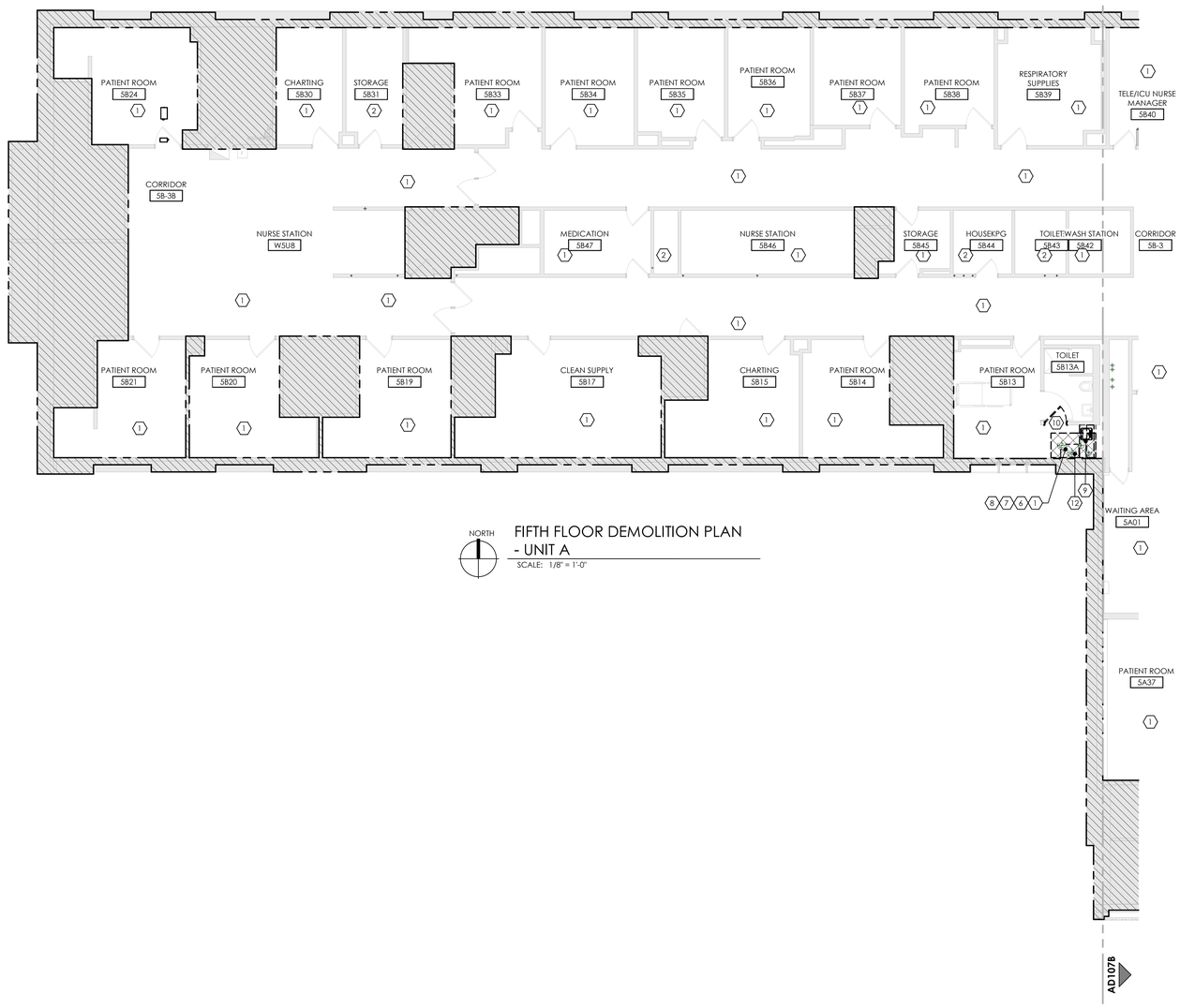

NORTH

FIFTH FLOOR DEMOLITION PLAN - UNIT A

SCALE: 1/8" = 1'-0"

DEMOLITION KEY NOTES

NO.	DESCRIPTION
1	REMOVE EXISTING ACOUSTICAL CEILING TILE AND GRID SYSTEM INCLUDING ASSOCIATED HANGERS, METAL TEE GRID, AND EDGE ANGLES AS REQUIRED FOR DEMOLITION AND INSTALLATION OF CONDENSATE/CHILLED WATER SYSTEM, EXISTING CEILING MOUNTED LIGHT FIXTURES, SPEAKERS, CAMERAS, FIRE ALARMS, MECHANICAL DEVICES, SMOKE DETECTORS, SENSORS, WIRELESS ACCESS POINT, EXIT SIGNAGE, SAFETY MIRRORS, ETC. TO BE TEMPORARILY SUPPORTED FOR REINSTALLATION IN NEW CEILING FINISH; REFER TO REFLECTED CEILING PLANS FOR EXISTING AND REINSTALLED LOCATIONS. [NOTE: ITEMS SHALL NOT BE TEMPORARILY OR PERMANENTLY SUSPENDED FROM FIRE SUPPRESSION LINES]
2	REMOVE EXISTING GYPSUM BOARD OR PLASTER CEILING OVER METAL LATH ATTACHED TO SUSPENDED COLD ROLLED CHANNELS AS REQUIRED AND TO THE EXTENT FOR DEMOLITION AND INSTALLATION OF CONDENSATE/CHILLLED WATER SYSTEM. PATCH & REPAIR ADJACENT SURFACES TO REMAIN AS NECESSARY.
6	REMOVE ALL EXISTING WALL-MOUNTED EQUIPMENT. PATCH AND REPAIR WITH FINISH PAINT ALL WALL SURFACES. TURN BALANCE OVER TO OWNER UNLESS DIRECTED OTHERWISE.
7	REMOVE EXISTING WALL FINISHES, WALL BASE, AND ALL OTHER ITEMS ATTACHED TO THE WALLS. TURN OVER TO OWNER, UNLESS DIRECTED OTHERWISE. PATCH & REPAIR EXPOSED SURFACES TO REMAIN AS REQUIRED FOR NEW CONSTRUCTION AND/OR NEW FINISHES.
8	REMOVE EXISTING FLOORING AND FLOOR FINISHES INCLUDING ALL ADHESIVES, SETTING MATERIALS DOWN TO EXISTING SUBSTRATE. GRIND CONCRETE FLOORS AS REQUIRED TO PROVIDE A SMOOTH AND UNIFORM SURFACE FOR NEW FINISHES.
9	REMOVE EXISTING CASEWORK AND COUNTERTOPS, AND PLUMBING EQUIPMENT. PATCH AND REPAIR WALL SURFACES TO REMAIN.
10	REMOVE EXISTING DOOR AND FRAME COMPLETE. INFILL EXISTING OPENING WITH NEW CONSTRUCTION TO MATCH EXISTING
12	SAW-CUT AND REMOVE FLOOR DECK AND SLAB. REFER TO STRUCTURAL DRAWINGS FOR STRUCTURAL SUPPORT MODIFICATIONS REQUIRED AND EXACT SAW-CUT DIMENSIONS AND PLACEMENT.

DEMO/ICRA LEGEND

- TEMPORARY WALL (REFER TO WALL TYPES)
- AREA OF SAWCUT FLOOR SLAB DEMOLITION (REFER TO STRUCTURAL)
- AREA NOT IN PROJECT SCOPE

NOTE: SEE SHEET AD001 FOR DEMOLITION GENERAL NOTES.

ICRA GENERAL NOTES

1. REFER TO 01 35 26 SAFETY REQUIREMENTS FOR ADDITIONAL INFORMATION.
2. CONSTRUCT ICRA BARRIER PRIOR TO ANY DEMOLITION WORK.
3. WHERE CLASS IV ICRA IS CALLED OUT ON THE DEMO PLANS, EXISTING MECHANICAL ROOMS CAN BE PLANNED FOR CLASS III.
4. ALL EXTERIOR WORK TO BE CLASS II ICRA.
5. THE INTENT OF INFECTION CONTROL ISOLATION IS TO CONTAIN DUST AND PARTICULATE MATTER FROM THE CONSTRUCTION AREA. PERIMETER TO BE SEALED COMPLETELY WITH SHEET PLASTIC WHEN NO TEMPORARY PARTITION IS CALLED OUT.
6. MAINTAIN PRESSURE MONITORS DRUING CONSTRUCTION OPERATIONS.
7. CONTROL BARRIERS TO BE INSTALLED AND REMOVED ONLY DURING AFTER HOURS (5:30 PM PST - 6:00 AM PST)
8. LIFE SAFETY EGRESS IS TO BE MAINTAINED AT ALL TIMES.
9. EXACT TEMPORARY WALL PARTITION LAYOUT AND DIMENSIONS TO BE REVIEWED AT THE CONSTRUCTION SITE WITH COR APPROVAL.

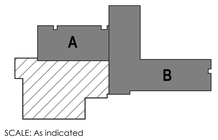

SCALE: As indicated

BID SET	05/04/2026
Revisions:	Date:

CONSULTANT

SEVEN GENERATIONS ARCHITECTURE + ENGINEERING
600 E. MICHIGAN AVE., SUITE B
KALAMAZOO, MI 49007
269-927-0144

SEVEN GENERATIONS architecture +engineering

DESIGNER OF RECORD

A/E:
DAVENERGY SOLUTIONS
2207 GARNET AVE, SUITE 1
SAN DIEGO, CA 22108
612-770-8552

DAVENERGY SOLUTIONS ENGINEERING | CONSTRUCTION MANAGEMENT

STAMP

STATE OF MICHIGAN — MICHAEL HAVARNY — ARCHITECT — No. 3801053312 — LICENSED ARCHITECT — 05/04/2026

Office of Construction and Facilities Management

VA U.S. Department of Veterans Affairs

Drawing Title: FIFTH FLOOR DEMO PLAN - AREA A	Phase: BID SET	Project Title: REPLACE AND EXPAND CHILLED WATER INFRASTRUCTURE, BUILDING 1 AND OPC	Project Number: 570-20-308
Approved:	-	Location: FRESNO VA HOSPITAL, 2615 E. CLINTON AVE, FRESNO, CA 93703	Building Number: N/A
		Issue Date: 05/04/2026 / Checked: MH / Drawn: TC	Drawing Number: AD107A

5/4/2026 4:14:34 PM

Autodesk Docs://220110 VA Fresno Chilled Water Infrastructure/220110 VA Fresno Chilled Water Infrastructure_ARCH-R23.rvt

VA FORM 08 - 6231

DEMOLITION KEY NOTES

NO.	DESCRIPTION
1	REMOVE EXISTING ACOUSTICAL CEILING TILE AND GRID SYSTEM INCLUDING ASSOCIATED HANGERS, METAL TEE GRID, AND EDGE ANGLES AS REQUIRED FOR DEMOLITION AND INSTALLATION OF CONDENSATE/CHILLED WATER SYSTEM, EXISTING CEILING MOUNTED LIGHT FIXTURES, SPEAKERS, CAMERAS, FIRE ALARMS, MECHANICAL DEVICES, SMOKE DETECTORS, SENSORS, WIRELESS ACCESS POINT, EXIT SIGNAGE, SAFETY MIRRORS, ETC. TO BE TEMPORARILY SUPPORTED FOR REINSTALLATION IN NEW CEILING FINISH; REFER TO REFLECTED CEILING PLANS FOR EXISTING AND REINSTALLED LOCATIONS. [NOTE: ITEMS SHALL NOT BE TEMPORARILY OR PERMANENTLY SUSPENDED FROM FIRE SUPPRESSION LINES]
2	REMOVE EXISTING GYPSUM BOARD OR PLASTER CEILING OVER METAL LATH ATTACHED TO SUSPENDED COLD ROLLED CHANNELS AS REQUIRED AND TO THE EXTENT FOR DEMOLITION AND INSTALLATION OF CONDENSATE/CHILLLED WATER SYSTEM. PATCH & REPAIR ADJACENT SURFACES TO REMAIN AS NECESSARY.
3	REMOVE EXISTING ADHERED ACOUSTICAL CEILING ATTACHED TO SUSPENDED GYPSUM OR CEMENT PLASTER SUSPENDED CEILING AS REQUIRED AND TO THE EXTENT FOR DEMOLITION AND INSTALLATION OF CONDENSATE/CHILLED WATER SYSTEM. PATCH AND REPAIR ADJACENT SURFACES TO REMAIN AS NECESSARY..
6	REMOVE ALL EXISTING WALL-MOUNTED EQUIPMENT. PATCH AND REPAIR WITH FINISH PAINT ALL WALL SURFACES. TURN BALANCE OVER TO OWNER UNLESS DIRECTED OTHERWISE.
7	REMOVE EXISTING WALL FINISHES, WALL BASE, AND ALL OTHER ITEMS ATTACHED TO THE WALLS. TURN OVER TO OWNER, UNLESS DIRECTED OTHERWISE. PATCH & REPAIR EXPOSED SURFACES TO REMAIN AS REQUIRED FOR NEW CONSTRUCTION AND/OR NEW FINISHES.
8	REMOVE EXISTING FLOORING AND FLOOR FINISHES INCLUDING ALL ADHESIVES, SETTING MATERIALS DOWN TO EXISTING SUBSTRATE. GRIND CONCRETE FLOORS AS REQUIRED TO PROVIDE A SMOOTH AND UNIFORM SURFACE FOR NEW FINISHES.
9	REMOVE EXISTING CASEWORK AND COUNTERTOPS, AND PLUMBING EQUIPMENT. PATCH AND REPAIR WALL SURFACES TO REMAIN.
10	REMOVE EXISTING DOOR AND FRAME COMPLETE. INFILL EXISTING OPENING WITH NEW CONSTRUCTION TO MATCH EXISTING
12	SAW-CUT AND REMOVE FLOOR DECK AND SLAB. REFER TO STRUCTURAL DRAWINGS FOR STRUCTURAL SUPPORT MODIFICATIONS REQUIRED AND EXACT SAW-CUT DIMENSIONS AND PLACEMENT.

DEMO/ICRA LEGEND

- TEMPORARY WALL (REFER TO WALL TYPES)
- AREA OF SAWCUT FLOOR SLAB DEMOLITION (REFER TO STRUCTURAL)
- AREA NOT IN PROJECT SCOPE

NOTE: SEE SHEET AD001 FOR DEMOLITION GENERAL NOTES.

ICRA GENERAL NOTES

1. REFER TO 01 35 26 SAFETY REQUIREMENTS FOR ADDITIONAL INFORMATION.
2. CONSTRUCT ICRA BARRIER PRIOR TO ANY DEMOLITION WORK.
3. WHERE CLASS IV ICRA IS CALLED OUT ON THE DEMO PLANS, EXISTING MECHANICAL ROOMS CAN BE PLANNED FOR CLASS III.
4. ALL EXTERIOR WORK TO BE CLASS II ICRA.
5. THE INTENT OF INFECTION CONTROL ISOLATION IS TO CONTAIN DUST AND PARTICULATE MATTER FROM THE CONSTRUCTION AREA. PERIMETER TO BE SEALED COMPLETELY WITH SHEET PLASTIC WHEN NO TEMPORARY PARTITION IS CALLED OUT.
6. MAINTAIN PRESSURE MONITORS DRUING CONSTRUCTION OPERATIONS.
7. CONTROL BARRIERS TO BE INSTALLED AND REMOVED ONLY DURING AFTER HOURS (5:30 PM PST - 6:00 AM PST)
8. LIFE SAFETY EGRESS IS TO BE MAINTAINED AT ALL TIMES.
9. EXACT TEMPORARY WALL PARTITION LAYOUT AND DIMENSIONS TO BE REVIEWED AT THE CONSTRUCTION SITE WITH COR APPROVAL.

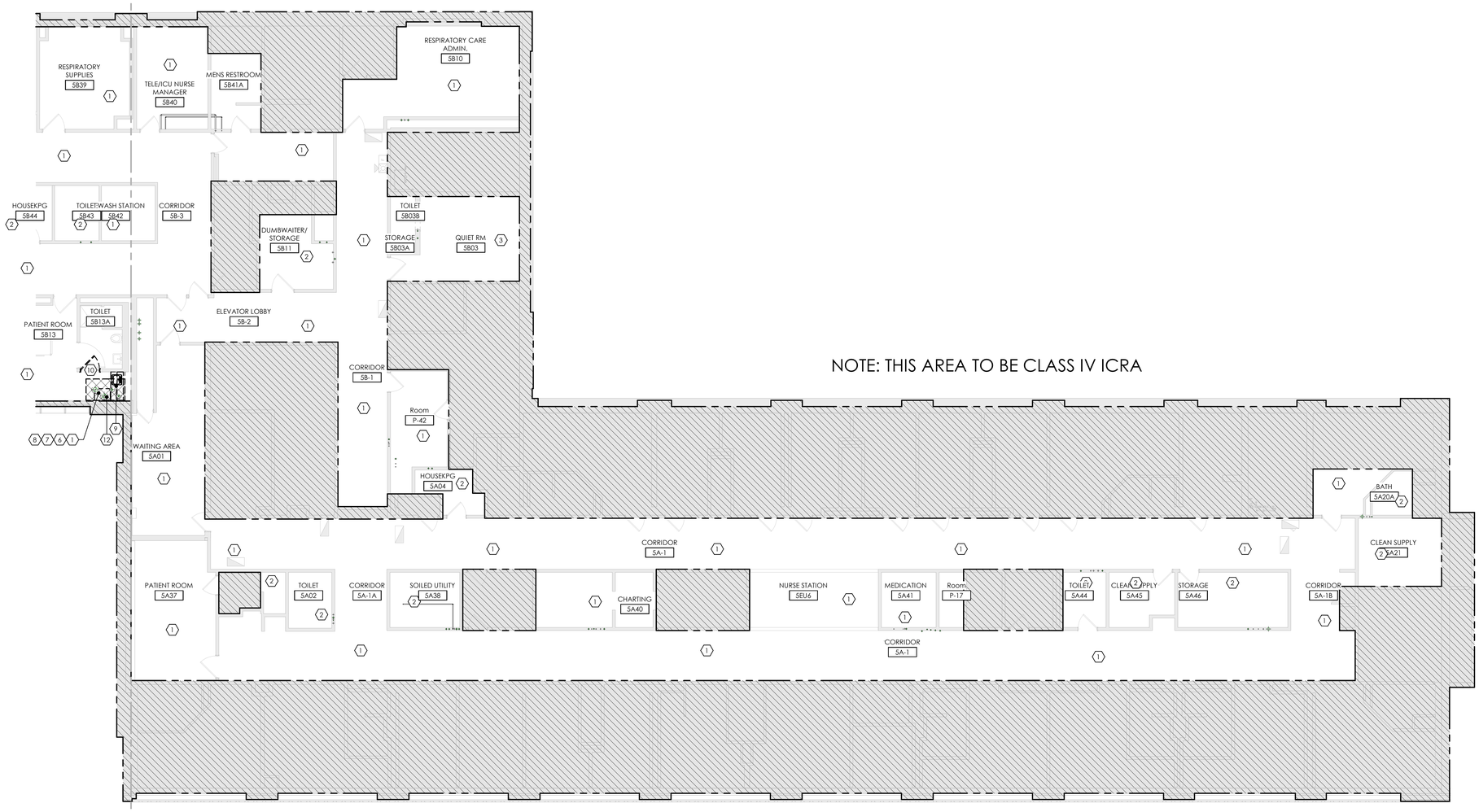

NORTH

FIFTH FLOOR DEMOLITION PLAN - UNIT B

SCALE: 1/8" = 1'-0"

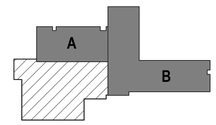

SCALE: As indicated

BID SET	05/04/2026
Revisions:	Date:

CONSULTANT

SEVEN GENERATIONS ARCHITECTURE + ENGINEERING
600 E. MICHIGAN AVE., SUITE B
KALAMAZOO, MI 49007
269-927-0144

SEVEN GENERATIONS architecture +engineering

DESIGNER OF RECORD

A/E:
DAVENERGY SOLUTIONS
2207 GARNET AVE, SUITE 1
SAN DIEGO, CA 22108
612-770-8552

DAVENERGY SOLUTIONS ENGINEERING | CONSTRUCTION MANAGEMENT

STAMP

05/04/2026
STATE OF MICHIGAN — MICHAEL HANNINY — ARCHITECT — No. 3801013312 — REGISTERED ARCHITECT

Office of Construction and Facilities Management

VA U.S. Department of Veterans Affairs

Drawing Title	FIFTH FLOOR DEMO PLAN - AREA B
Phase	BID SET
Approved:	-
Project Title	REPLACE AND EXPAND CHILLED WATER INFRASTRUCTURE, BUILDING 1 AND OPC
Project Number	570-20-308
Building Number	N/A
Location	FRESNO VA HOSPITAL 2615 E. CLINTON AVE, FRESNO, CA 93703
Drawing Number	AD107B
Issue Date	05/04/2026
Checked	MH
Drawn	TC

Autodesk Docs://222010 VA Fresno Chilled Water Infrastructure/222010 VA Fresno Chilled Water Infrastructure_ARCH-R23.rvt

5/4/2026 4:14:38 PM

VA FORM 08 - 6231

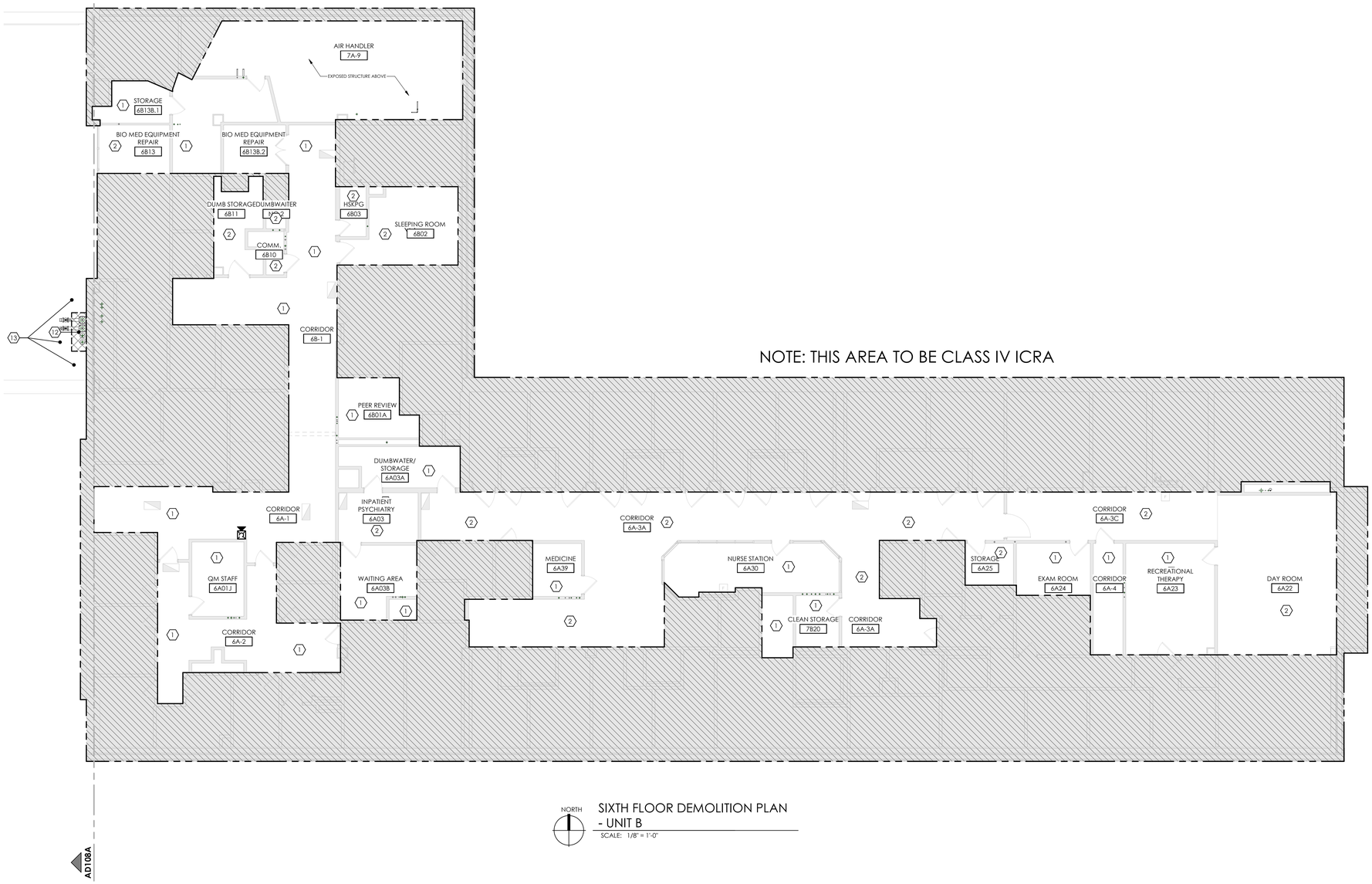

NORTH

SIXTH FLOOR DEMOLITION PLAN - UNIT B

SCALE: 1/8" = 1'-0"

DEMOLITION KEY NOTES

NO.	DESCRIPTION
1	REMOVE EXISTING ACOUSTICAL CEILING TILE AND GRID SYSTEM INCLUDING ASSOCIATED HANGERS, METAL TEE GRID, AND EDGE ANGLES AS REQUIRED FOR DEMOLITION AND INSTALLATION OF CONDENSATE/CHILLED WATER SYSTEM, EXISTING CEILING MOUNTED LIGHT FIXTURES, SPEAKERS, CAMERAS, FIRE ALARMS, MECHANICAL DEVICES, SMOKE DETECTORS, SENSORS, WIRELESS ACCESS POINT, EXIT SIGNAGE, SAFETY MIRRORS, ETC. TO BE TEMPORARILY SUPPORTED FOR REINSTALLATION IN NEW CEILING FINISH; REFER TO REFLECTED CEILING PLANS FOR EXISTING AND REINSTALLED LOCATIONS. [NOTE: ITEMS SHALL NOT BE TEMPORARILY OR PERMANENTLY SUSPENDED FROM FIRE SUPPRESSION LINES]
2	REMOVE EXISTING GYPSUM BOARD OR PLASTER CEILING OVER METAL LATH ATTACHED TO SUSPENDED COLD ROLLED CHANNELS AS REQUIRED AND TO THE EXTENT FOR DEMOLITION AND INSTALLATION OF CONDENSATE/CHILLLED WATER SYSTEM. PATCH & REPAIR ADJACENT SURFACES TO REMAIN AS NECESSARY.
12	SAW-CUT AND REMOVE FLOOR DECK AND SLAB. REFER TO STRUCTURAL DRAWINGS FOR STRUCTURAL SUPPORT MODIFICATIONS REQUIRED AND EXACT SAW-CUT DIMENSIONS AND PLACEMENT.
13	REMOVE EXISTING ROOF STONE BALLAST, ROOF MEMBRANE, COVER BOARD, MASTIC, SEALANT AND TAPERED RIGID INSULATION DOWN TO EXISTING CONCRETE DECK. PROTECT AREA DURING CONSTRUCTION TO BE WATERTIGHT.

DEMO/ICRA LEGEND

- TEMPORARY WALL (REFER TO WALL TYPES)
- AREA OF SAWCUT FLOOR SLAB DEMOLITION (REFER TO STRUCTURAL)
- AREA NOT IN PROJECT SCOPE

NOTE: SEE SHEET AD001 FOR DEMOLITION GENERAL NOTES.

ICRA GENERAL NOTES

1. REFER TO 01 35 26 SAFETY REQUIREMENTS FOR ADDITIONAL INFORMATION.
2. CONSTRUCT ICRA BARRIER PRIOR TO ANY DEMOLITION WORK.
3. WHERE CLASS IV ICRA IS CALLED OUT ON THE DEMO PLANS, EXISTING MECHANICAL ROOMS CAN BE PLANNED FOR CLASS III.
4. ALL EXTERIOR WORK TO BE CLASS II ICRA.
5. THE INTENT OF INFECTION CONTROL ISOLATION IS TO CONTAIN DUST AND PARTICULATE MATTER FROM THE CONSTRUCTION AREA. PERIMETER TO BE SEALED COMPLETELY WITH SHEET PLASTIC WHEN NO TEMPORARY PARTITION IS CALLED OUT.
6. MAINTAIN PRESSURE MONITORS DRUING CONSTRUCTION OPERATIONS.
7. CONTROL BARRIERS TO BE INSTALLED AND REMOVED ONLY DURING AFTER HOURS (5:30 PM PST - 6:00 AM PST)
8. LIFE SAFETY EGRESS IS TO BE MAINTAINED AT ALL TIMES.
9. EXACT TEMPORARY WALL PARTITION LAYOUT AND DIMENSIONS TO BE REVIEWED AT THE CONSTRUCTION SITE WITH COR APPROVAL.

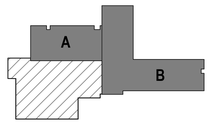

SCALE: As indicated

BID SET	05/04/2026
Revisions:	Date:

CONSULTANT

SEVEN GENERATIONS ARCHITECTURE + ENGINEERING
600 E. MICHIGAN AVE., SUITE B
KALAMAZOO, MI 49007
269-927-0144

SEVEN GENERATIONS architecture +engineering

DESIGNER OF RECORD

A/E:
DAVENERGY SOLUTIONS
2207 GARNET AVE, SUITE 1
SAN DIEGO, CA 22108
612-770-8552

DAVENERGY SOLUTIONS ENGINEERING | CONSTRUCTION MANAGEMENT

STAMP

STATE OF MICHIGAN — MICHAEL HANNAHY — ARCHITECT — No. 1301513 — REGISTERED ARCHITECT — 05/04/2026

Office of Construction and Facilities Management

VA U.S. Department of Veterans Affairs

Drawing Title: SIXTH FLOOR DEMO PLAN - AREA B	Phase: BID SET	Project Title: REPLACE AND EXPAND CHILLED WATER INFRASTRUCTURE, BUILDING 1 AND OPC	Project Number: 570-20-308
Approved:	-	Location: FRESNO VA HOSPITAL, 2615 E. CLINTON AVE, FRESNO, CA 93703	Building Number: N/A
		Issue Date: 05/04/2026 / Checked: MH / Drawn: TC	Drawing Number: AD108B

Autodesk Docs://222010 VA Fresno Chilled Water Infrastructure/222010 VA Fresno Chilled Water Infrastructure_ARCH-R23.rvt

5/4/2026 4:14:41 PM

VA FORM 08 - 6231

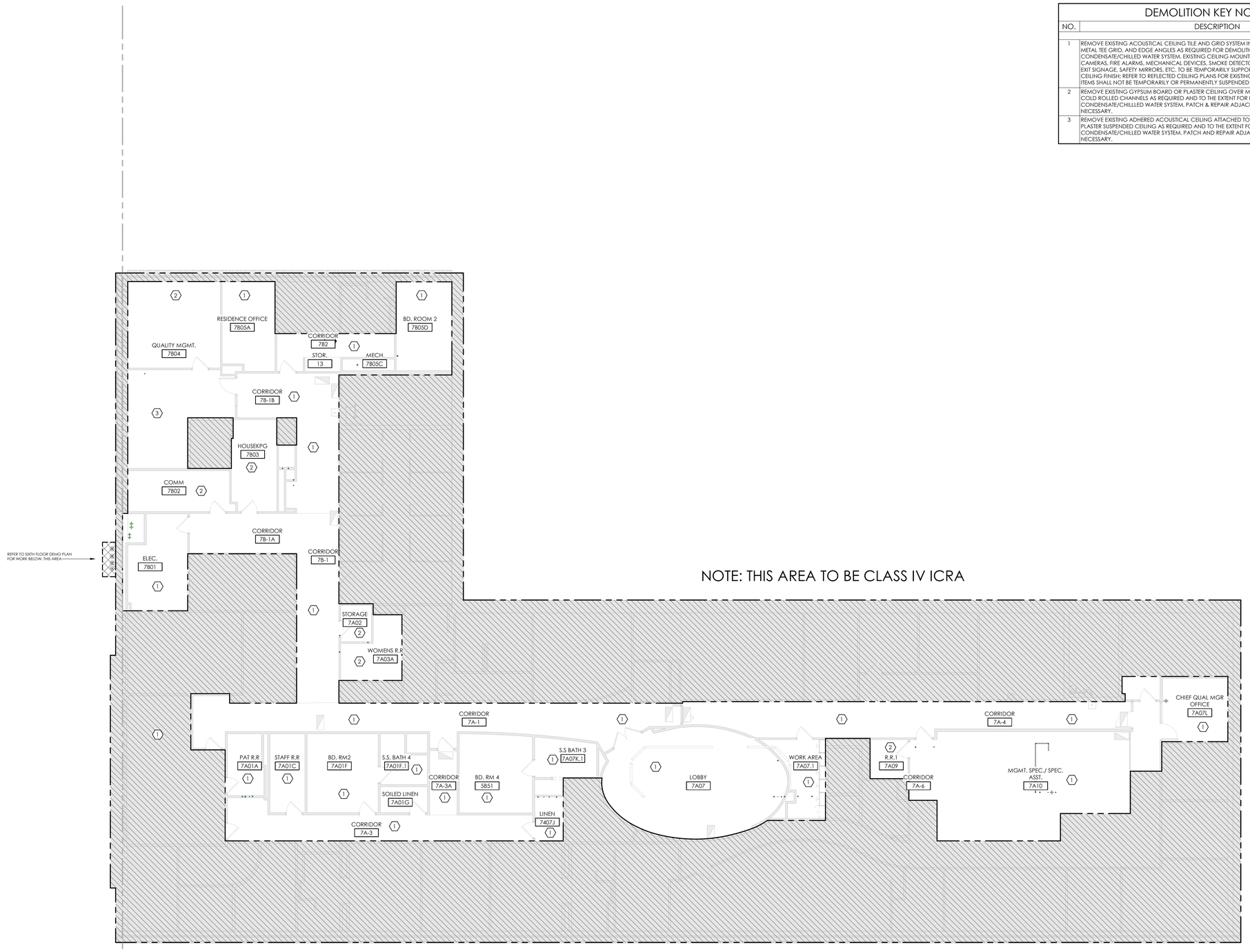

DEMOLITION KEY NOTES

NO.	DESCRIPTION
1.	REMOVE EXISTING ACOUSTICAL CEILING TILE AND GRID SYSTEM INCLUDING ASSOCIATED HANGERS, METAL TEE GRID, AND EDGE ANGLES AS REQUIRED FOR DEMOLITION AND INSTALLATION OF CONDENSATE/CHILLED WATER SYSTEM, EXISTING CEILING MOUNTED LIGHT FIXTURES, SPEAKERS, CAMERAS, FIRE ALARMS, MECHANICAL DEVICES, SMOKE DETECTORS, SENSORS, WIRELESS ACCESS POINT, EXIT SIGNAGE, SAFETY MIRRORS, ETC. TO BE TEMPORARILY SUPPORTED FOR REINSTALLATION IN NEW CEILING FINISH; REFER TO REFLECTED CEILING PLANS FOR EXISTING AND REINSTALLED LOCATIONS. [NOTE: ITEMS SHALL NOT BE TEMPORARILY OR PERMANENTLY SUSPENDED FROM FIRE SUPPRESSION LINES]
2	REMOVE EXISTING GYPSUM BOARD OR PLASTER CEILING OVER METAL LATH ATTACHED TO SUSPENDED COLD ROLLED CHANNELS AS REQUIRED AND TO THE EXTENT FOR DEMOLITION AND INSTALLATION OF CONDENSATE/CHILLLED WATER SYSTEM. PATCH & REPAIR ADJACENT SURFACES TO REMAIN AS NECESSARY.
3	REMOVE EXISTING ADHERED ACOUSTICAL CEILING ATTACHED TO SUSPENDED GYPSUM OR CEMENT PLASTER SUSPENDED CEILING AS REQUIRED AND TO THE EXTENT FOR DEMOLITION AND INSTALLATION OF CONDENSATE/CHILLED WATER SYSTEM. PATCH AND REPAIR ADJACENT SURFACES TO REMAIN AS NECESSARY.

DEMO/ICRA LEGEND

- TEMPORARY WALL (REFER TO WALL TYPES)
- AREA OF SAWCUT FLOOR SLAB DEMOLITION (REFER TO STRUCTURAL)
- AREA NOT IN PROJECT SCOPE

NOTE: SEE SHEET AD001 FOR DEMOLITION GENERAL NOTES.

ICRA GENERAL NOTES

1. REFER TO 01 35 26 SAFETY REQUIREMENTS FOR ADDITIONAL INFORMATION.
2. CONSTRUCT ICRA BARRIER PRIOR TO ANY DEMOLITION WORK.
3. WHERE CLASS IV ICRA IS CALLED OUT ON THE DEMO PLANS, EXISTING MECHANICAL ROOMS CAN BE PLANNED FOR CLASS III.
4. ALL EXTERIOR WORK TO BE CLASS II ICRA.
5. THE INTENT OF INFECTION CONTROL ISOLATION IS TO CONTAIN DUST AND PARTICULATE MATTER FROM THE CONSTRUCTION AREA. PERIMETER TO BE SEALED COMPLETELY WITH SHEET PLASTIC WHEN NO TEMPORARY PARTITION IS CALLED OUT.
6. MAINTAIN PRESSURE MONITORS DRUING CONSTRUCTION OPERATIONS.
7. CONTROL BARRIERS TO BE INSTALLED AND REMOVED ONLY DURING AFTER HOURS (5:30 PM PST - 6:00 AM PST)
8. LIFE SAFETY EGRESS IS TO BE MAINTAINED AT ALL TIMES.
9. EXACT TEMPORARY WALL PARTITION LAYOUT AND DIMENSIONS TO BE REVIEWED AT THE CONSTRUCTION SITE WITH COR APPROVAL.

NORTH

SEVEN FLOOR DEMOLITION PLAN - UNIT B

SCALE: 1/8" = 1'-0"

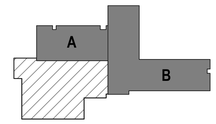

SCALE: As indicated

BID SET	05/04/2026
Revisions:	Date:

CONSULTANT

SEVEN GENERATIONS ARCHITECTURE + ENGINEERING
600 E. MICHIGAN AVE., SUITE B
KALAMAZOO, MI 49007
269-927-0144

SEVEN GENERATIONS architecture +engineering

DESIGNER OF RECORD

A/E:
DAVENERGY SOLUTIONS
2207 GARNET AVE, SUITE 1
SAN DIEGO, CA 22108
612-770-8552

DAVENERGY SOLUTIONS ENGINEERING | CONSTRUCTION MANAGEMENT

STAMP

05/04/2026

STATE OF MICHIGAN — MICHAEL HAWARNY — ARCHITECT — No. 3801031Z — LICENSED ARCHITECT

Office of Construction and Facilities Management

VA U.S. Department of Veterans Affairs

Drawing Title: SEVENTH FLOOR DEMO PLAN - AREA B	Phase: BID SET	Project Title: REPLACE AND EXPAND CHILLED WATER INFRASTRUCTURE, BUILDING 1 AND OPC	Project Number: 570-20-308
Approved:	-	Location: FRESNO VA HOSPITAL, 2615 E. CLINTON AVE, FRESNO, CA 93703	Building Number: N/A
		Issue Date: 05/04/2026 / Checked: MH / Drawn: TC	Drawing Number: AD109B

5/4/2026 4:14:45 PM

Autodesk Docs://222010 VA Fresno Chilled Water Infrastructure/222010 VA Fresno Chilled Water Infrastructure_ARCH-R23_51.rvt

VA FORM 08 - 6231

FLOOR PLAN LEGEND

- EXISTING WALL
- NEW WALL PER WALL TYPES
- EXISTING DOOR
- NEW DOOR
- AREA NOT IN PROJECT SCOPE

GENERAL NOTES

1. PROVIDE UL RATED WALLS WHERE SHOWN. REFER TO WALL TYPES FOR WALL CONSTRUCTION.
2. PROVIDE BLOCKING IN WALLS FOR OWNER PROVIDED EQUIPMENT AS SHOWN ON ENLARGED PLANS AND ON INTERIOR ELEVATIONS. COORDINATE FINAL LOCATIONS WITH OWNER.
3. ALL WALL BOARD CARRYING CERAMIC TILE SHALL BE CEMENT BOARD - REFER TO FINISH SCHEDULE.
4. ALL WALLS CARRYING PLUMBING FIXTURES SHALL BE 5/8" MOISTURE RESISTANT FIRECORE GYP BOARD UNLESS NOTED OTHERWISE.
5. CONTRACTOR SHALL PATCH, REPAIR, AND INFILL ALL APPLIED FIREPROOFING MATERIAL IN AREAS LEFT UNPROTECTED DUE TO REMOVAL OF EXISTING ELEMENTS OR AREAS DAMAGED DURING NEW WORK AND DEMOLITION. MATCH EXISTING FIREPROOFING MATERIAL TYPE AND THICKNESS TO MAINTAIN REQUIRED LEVEL OR PROTECTION.
6. CONTRACTOR TO INSTALL LEAD LINING TO MATCH EXISTING THICKNESS AS REQUIRED WHEN PATCHING & REPAIRING SURFACES WITHIN EXISTING LEAD WALLS.

NORTH

SUB-BASEMENT FLOOR PLAN - AREA A

SCALE: 1/8" = 1'-0"

AE101B

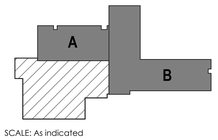

SCALE: As indicated

BID SET	05/04/2026
Revisions:	Date:

CONSULTANT

SEVEN GENERATIONS ARCHITECTURE + ENGINEERING
600 E. MICHIGAN AVE., SUITE B
KALAMAZOO, MI 49007
269-927-0144

SEVEN GENERATIONS architecture +engineering

DESIGNER OF RECORD

A/E:
DAVENERGY SOLUTIONS
2207 GARNET AVE, SUITE 1
SAN DIEGO, CA 22108
612-770-8552

DAVENERGY SOLUTIONS ENGINEERING | CONSTRUCTION MANAGEMENT

STAMP

05/04/2026

STATE OF MICHIGAN · MICHAEL HANANNY · ARCHITECT · No. 38315312 · REGISTERED ARCHITECT

Office of Construction and Facilities Management

VA U.S. Department of Veterans Affairs

Drawing Title: SUB-BASEMENT FLOOR PLAN - AREA A	Phase: BID SET	Project Title: REPLACE AND EXPAND CHILLED WATER INFRASTRUCTURE, BUILDING 1 AND OPC	Project Number: 570-20-308
Approved:	-	Location: FRESNO VA HOSPITAL, 2615 E. CLINTON AVE, FRESNO, CA 93703	Building Number: N/A
		Issue Date: 05/04/2026 / Checked: MH / Drawn: TC	Drawing Number: AE101A

5/4/2026 4:21:44 PM

Autodesk Docs://222010 VA Fresno Chilled Water Infrastructure/222010 VA Fresno Chilled Water Infrastructure_ARCH-R23.rvt

VA FORM 08 - 6231

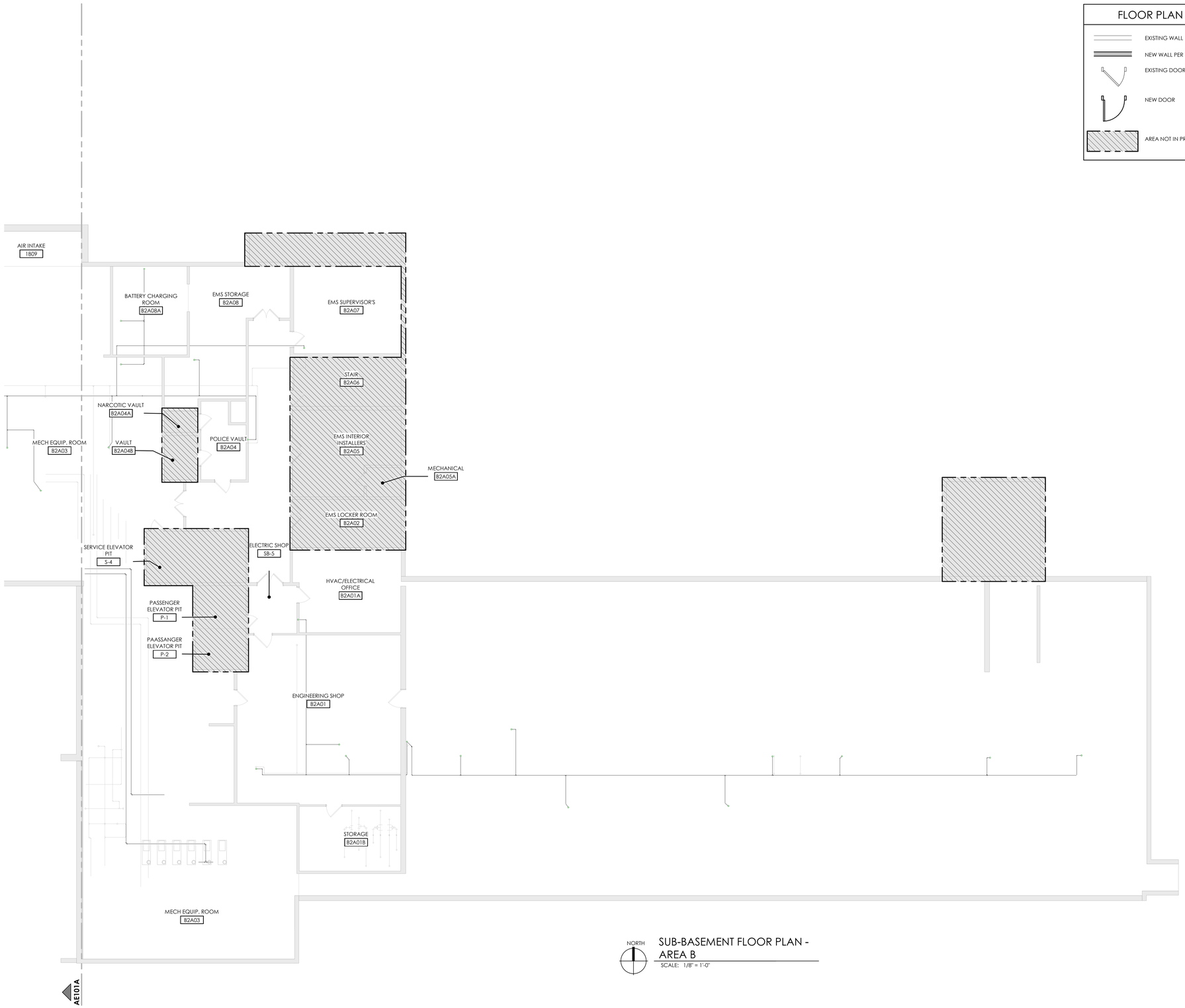

FLOOR PLAN LEGEND

- EXISTING WALL
- NEW WALL PER WALL TYPES
- EXISTING DOOR
- NEW DOOR
- AREA NOT IN PROJECT SCOPE

GENERAL NOTES

1. PROVIDE UL RATED WALLS WHERE SHOWN. REFER TO WALL TYPES FOR WALL CONSTRUCTION.
2. PROVIDE BLOCKING IN WALLS FOR OWNER PROVIDED EQUIPMENT AS SHOWN ON ENLARGED PLANS AND ON INTERIOR ELEVATIONS. COORDINATE FINAL LOCATIONS WITH OWNER.
3. ALL WALL BOARD CARRYING CERAMIC TILE SHALL BE CEMENT BOARD - REFER TO FINISH SCHEDULE.
4. ALL WALLS CARRYING PLUMBING FIXTURES SHALL BE 5/8" MOISTURE RESISTANT FIRECORE GYP BOARD UNLESS NOTED OTHERWISE.
5. CONTRACTOR SHALL PATCH, REPAIR, AND INFILL ALL APPLIED FIREPROOFING MATERIAL IN AREAS LEFT UNPROTECTED DUE TO REMOVAL OF EXISTING ELEMENTS OR AREAS DAMAGED DURING NEW WORK AND DEMOLITION. MATCH EXISTING FIREPROOFING MATERIAL TYPE AND THICKNESS TO MAINTAIN REQUIRED LEVEL OR PROTECTION.
6. CONTRACTOR TO INSTALL LEAD LINING TO MATCH EXISTING THICKNESS AS REQUIRED WHEN PATCHING & REPAIRING SURFACES WITHIN EXISTING LEAD WALLS.

NORTH

SUB-BASEMENT FLOOR PLAN - AREA B

SCALE: 1/8" = 1'-0"

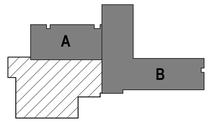

SCALE: As indicated

BID SET	05/04/2026
Revisions:	Date:

CONSULTANT

SEVEN GENERATIONS ARCHITECTURE + ENGINEERING
600 E. MICHIGAN AVE., SUITE B
KALAMAZOO, MI 49007
269-927-0144

SEVEN GENERATIONS architecture +engineering

DESIGNER OF RECORD

A/E:
DAVENERGY SOLUTIONS
2207 GARNET AVE, SUITE 1
SAN DIEGO, CA 22108
612-770-8552

DAVENERGY SOLUTIONS ENGINEERING | CONSTRUCTION MANAGEMENT

STAMP

05/04/2026
STATE OF MICHIGAN
MICHAEL HANARNY
ARCHITECT
No. 1301312
REGISTERED ARCHITECT

Office of Construction and Facilities Management

VA U.S. Department of Veterans Affairs

Drawing Title: SUB-BASEMENT FLOOR PLAN - AREA B	Phase: BID SET	Project Title: REPLACE AND EXPAND CHILLED WATER INFRASTRUCTURE, BUILDING 1 AND OPC	Project Number: 570-20-308
Approved:	-	Location: FRESNO VA HOSPITAL, 2615 E. CLINTON AVE, FRESNO, CA 93703	Building Number: N/A
		Issue Date: 05/04/2026 / Checked: MH / Drawn: TC	Drawing Number: AE101B

Autodesk Docs://222010 VA Fresno Chilled Water Infrastructure/222010 VA Fresno Chilled Water Infrastructure_ARCH-R23.rvt
5/4/2026 4:21:46 PM

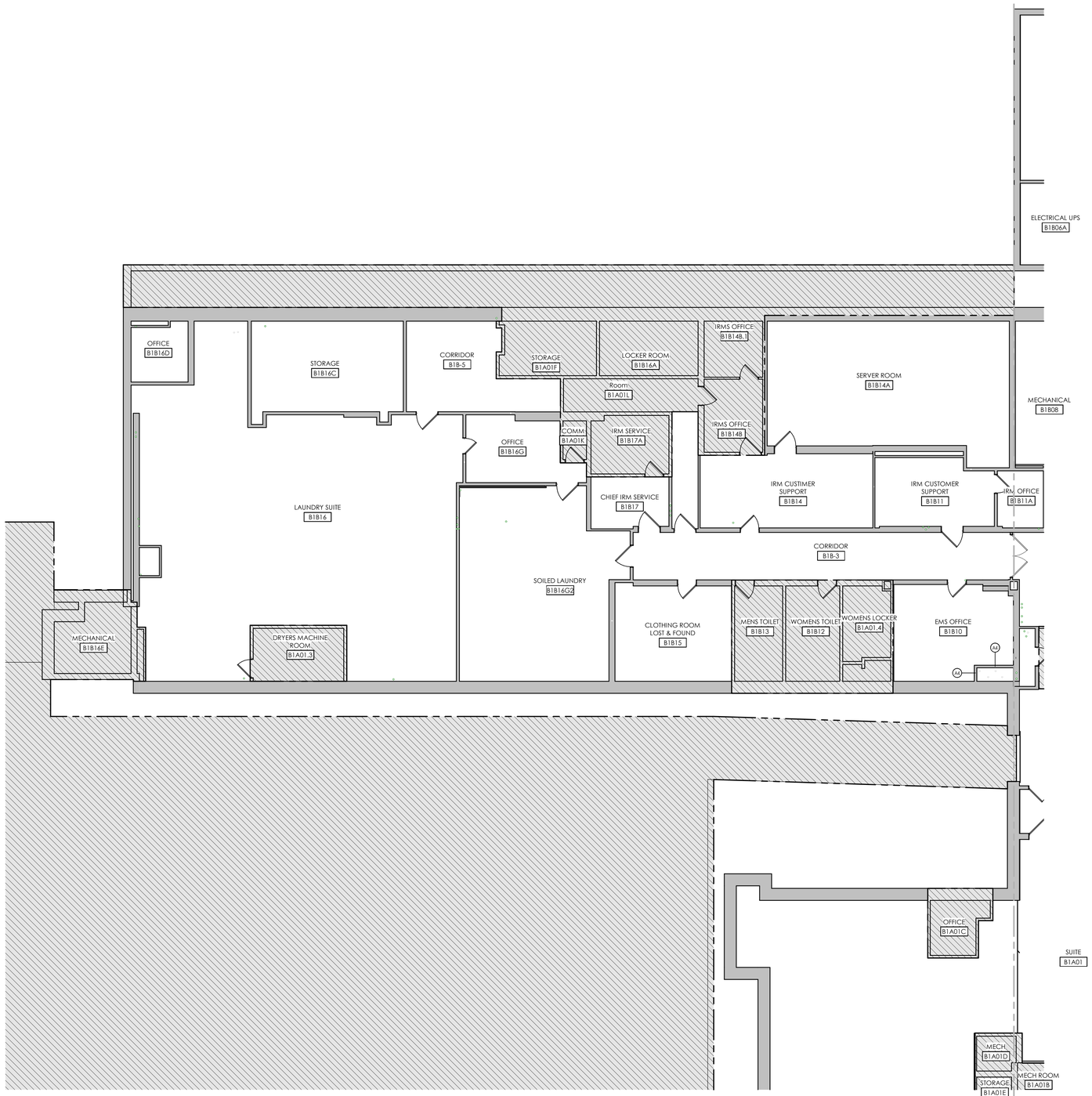

NORTH

BASEMENT FLOOR PLAN - UNIT A

SCALE: 1/8" = 1'-0"

FLOOR PLAN LEGEND

- EXISTING WALL
- NEW WALL PER WALL TYPES
- EXISTING DOOR
- NEW DOOR
- AREA NOT IN PROJECT SCOPE

GENERAL NOTES

1. PROVIDE UL RATED WALLS WHERE SHOWN. REFER TO WALL TYPES FOR WALL CONSTRUCTION.
2. PROVIDE BLOCKING IN WALLS FOR OWNER PROVIDED EQUIPMENT AS SHOWN ON ENLARGED PLANS AND ON INTERIOR ELEVATIONS. COORDINATE FINAL LOCATIONS WITH OWNER.
3. ALL WALL BOARD CARRYING CERAMIC TILE SHALL BE CEMENT BOARD - REFER TO FINISH SCHEDULE.
4. ALL WALLS CARRYING PLUMBING FIXTURES SHALL BE 5/8" MOISTURE RESISTANT FIRECORE GYP BOARD UNLESS NOTED OTHERWISE.
5. CONTRACTOR SHALL PATCH, REPAIR, AND INFILL ALL APPLIED FIREPROOFING MATERIAL IN AREAS LEFT UNPROTECTED DUE TO REMOVAL OF EXISTING ELEMENTS OR AREAS DAMAGED DURING NEW WORK AND DEMOLITION. MATCH EXISTING FIREPROOFING MATERIAL TYPE AND THICKNESS TO MAINTAIN REQUIRED LEVEL OR PROTECTION.
6. CONTRACTOR TO INSTALL LEAD LINING TO MATCH EXISTING THICKNESS AS REQUIRED WHEN PATCHING & REPAIRING SURFACES WITHIN EXISTING LEAD WALLS.

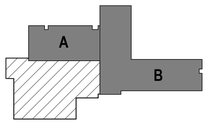

SCALE: As indicated

BID SET	05/04/2026
Revisions:	Date:

CONSULTANT

SEVEN GENERATIONS ARCHITECTURE + ENGINEERING
600 E. MICHIGAN AVE., SUITE B
KALAMAZOO, MI 49007
269-927-0144

SEVEN GENERATIONS architecture +engineering

DESIGNER OF RECORD

A/E:
DAVENERGY SOLUTIONS
2207 GARNET AVE, SUITE 1
SAN DIEGO, CA 22108
612-770-8552

DAVENERGY SOLUTIONS ENGINEERING | CONSTRUCTION MANAGEMENT

STAMP

STATE OF MICHIGAN
MICHAEL HANNIVINY
ARCHITECT
No. 36151312
LICENSED ARCHITECT
05/04/2026

Office of Construction and Facilities Management

VA U.S. Department of Veterans Affairs

Drawing Title	BASEMENT FLOOR PLAN - AREA A
Phase	BID SET
Approved:	-
Project Title	REPLACE AND EXPAND CHILLED WATER INFRASTRUCTURE, BUILDING 1 AND OPC
Location	FRESNO VA HOSPITAL 2615 E. CLINTON AVE, FRESNO, CA 93703
Issue Date	05/04/2026
Checked	MH
Drawn	TC
Project Number	570-20-308
Building Number	N/A
Drawing Number	AE102A

Autodesk Docs://222010 VA Fresno Chilled Water Infrastructure/222010 VA Fresno Chilled Water Infrastructure_ARCH-R23.rvt
5/4/2026 4:21:51 PM

VA FORM 08 - 6231

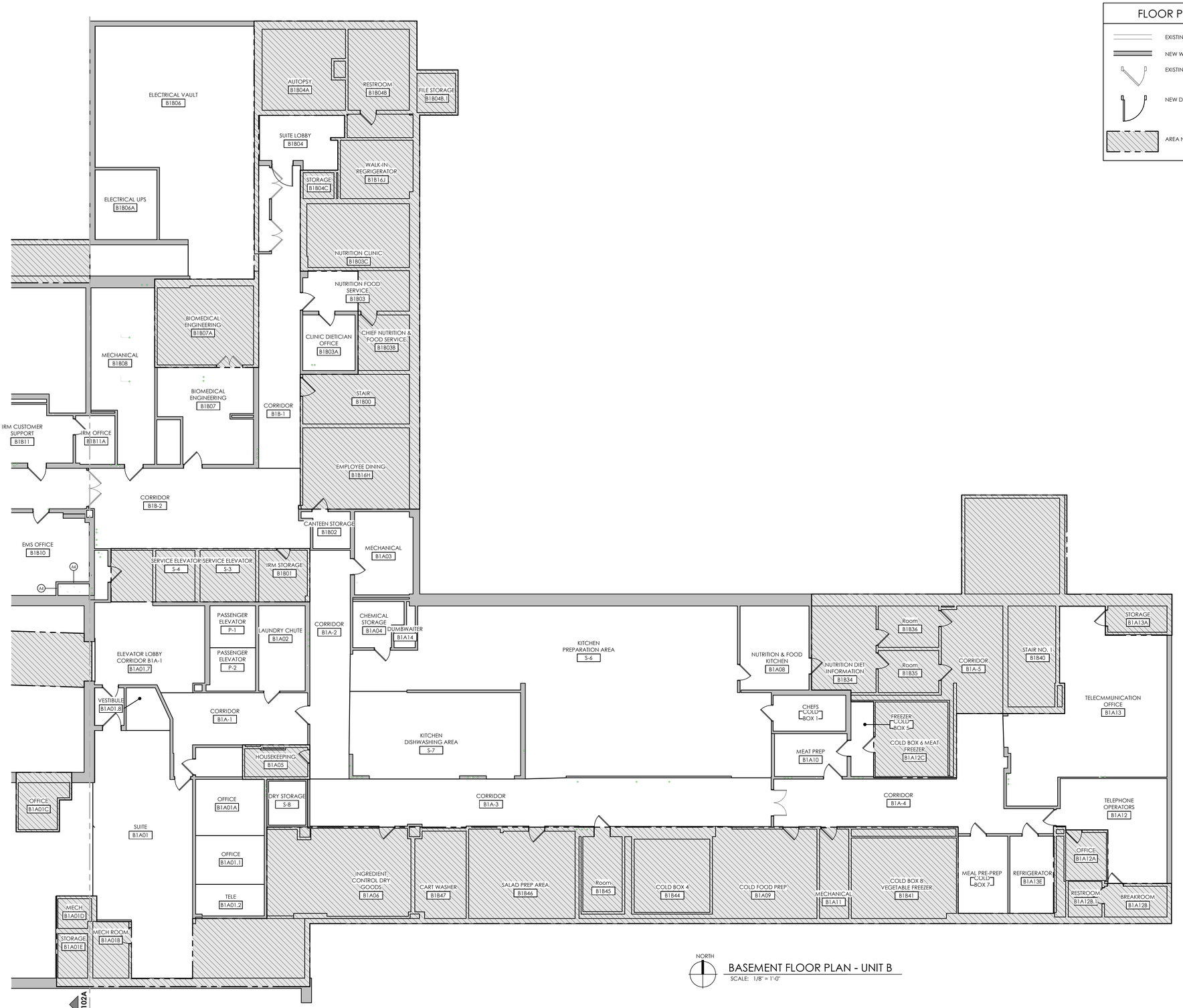

NORTH

BASEMENT FLOOR PLAN - UNIT B

SCALE: 1/8" = 1'-0"

FLOOR PLAN LEGEND

- EXISTING WALL
- NEW WALL PER WALL TYPES
- EXISTING DOOR
- NEW DOOR
- AREA NOT IN PROJECT SCOPE

GENERAL NOTES

1. PROVIDE UL RATED WALLS WHERE SHOWN. REFER TO WALL TYPES FOR WALL CONSTRUCTION.
2. PROVIDE BLOCKING IN WALLS FOR OWNER PROVIDED EQUIPMENT AS SHOWN ON ENLARGED PLANS AND ON INTERIOR ELEVATIONS. COORDINATE FINAL LOCATIONS WITH OWNER.
3. ALL WALL BOARD CARRYING CERAMIC TILE SHALL BE CEMENT BOARD - REFER TO FINISH SCHEDULE.
4. ALL WALLS CARRYING PLUMBING FIXTURES SHALL BE 5/8" MOISTURE RESISTANT FIRECORE GYP BOARD UNLESS NOTED OTHERWISE.
5. CONTRACTOR SHALL PATCH, REPAIR, AND INFILL ALL APPLIED FIREPROOFING MATERIAL IN AREAS LEFT UNPROTECTED DUE TO REMOVAL OF EXISTING ELEMENTS OR AREAS DAMAGED DURING NEW WORK AND DEMOLITION. MATCH EXISTING FIREPROOFING MATERIAL TYPE AND THICKNESS TO MAINTAIN REQUIRED LEVEL OR PROTECTION.
6. CONTRACTOR TO INSTALL LEAD LINING TO MATCH EXISTING THICKNESS AS REQUIRED WHEN PATCHING & REPAIRING SURFACES WITHIN EXISTING LEAD WALLS.

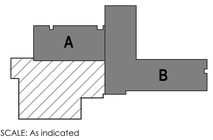

SCALE: As indicated

BID SET	05/04/2026
Revisions:	Date:

CONSULTANT

SEVEN GENERATIONS ARCHITECTURE + ENGINEERING
600 E. MICHIGAN AVE., SUITE B
KALAMAZOO, MI 49007
269-927-0144

SEVEN GENERATIONS architecture +engineering

DESIGNER OF RECORD

A/E:
DAVENERGY SOLUTIONS
2207 GARNET AVE, SUITE 1
SAN DIEGO, CA 22108
612-770-8552

DAVENERGY SOLUTIONS ENGINEERING | CONSTRUCTION MANAGEMENT

STAMP

05/04/2026

STATE OF MICHIGAN · MICHAEL KARMINSKY · ARCHITECT · No. 38315312 · LICENSED ARCHITECT

Office of Construction and Facilities Management

VA U.S. Department of Veterans Affairs

Drawing Title	BASEMENT FLOOR PLAN - AREA B
Phase	BID SET
Approved:	-
Project Title	REPLACE AND EXPAND CHILLED WATER INFRASTRUCTURE, BUILDING 1 AND OPC
Location	FRESNO VA HOSPITAL 2615 E. CLINTON AVE, FRESNO, CA 93703
Issue Date	05/04/2026
Checked	MH
Drawn	TC
Project Number	570-20-308
Building Number	N/A
Drawing Number	AE102B

Autodesk Docs://22010 VA Fresno Chilled Water Infrastructure/22010 VA Fresno Chilled Water Infrastructure_ARCH-R23.rvt
5/4/2026 4:21:52 PM

VA FORM 08 - 6231

FLOOR PLAN LEGEND

- EXISTING WALL
- NEW WALL PER WALL TYPES
- EXISTING DOOR
- NEW DOOR
- AREA NOT IN PROJECT SCOPE

GENERAL NOTES

1. PROVIDE UL RATED WALLS WHERE SHOWN. REFER TO WALL TYPES FOR WALL CONSTRUCTION.
2. PROVIDE BLOCKING IN WALLS FOR OWNER PROVIDED EQUIPMENT AS SHOWN ON ENLARGED PLANS AND ON INTERIOR ELEVATIONS. COORDINATE FINAL LOCATIONS WITH OWNER.
3. ALL WALL BOARD CARRYING CERAMIC TILE SHALL BE CEMENT BOARD - REFER TO FINISH SCHEDULE.
4. ALL WALLS CARRYING PLUMBING FIXTURES SHALL BE 5/8" MOISTURE RESISTANT FIRECORE GYP BOARD UNLESS NOTED OTHERWISE.
5. CONTRACTOR SHALL PATCH, REPAIR, AND INFILL ALL APPLIED FIREPROOFING MATERIAL IN AREAS LEFT UNPROTECTED DUE TO REMOVAL OF EXISTING ELEMENTS OR AREAS DAMAGED DURING NEW WORK AND DEMOLITION. MATCH EXISTING FIREPROOFING MATERIAL TYPE AND THICKNESS TO MAINTAIN REQUIRED LEVEL OR PROTECTION.
6. CONTRACTOR TO INSTALL LEAD LINING TO MATCH EXISTING THICKNESS AS REQUIRED WHEN PATCHING & REPAIRING SURFACES WITHIN EXISTING LEAD WALLS.

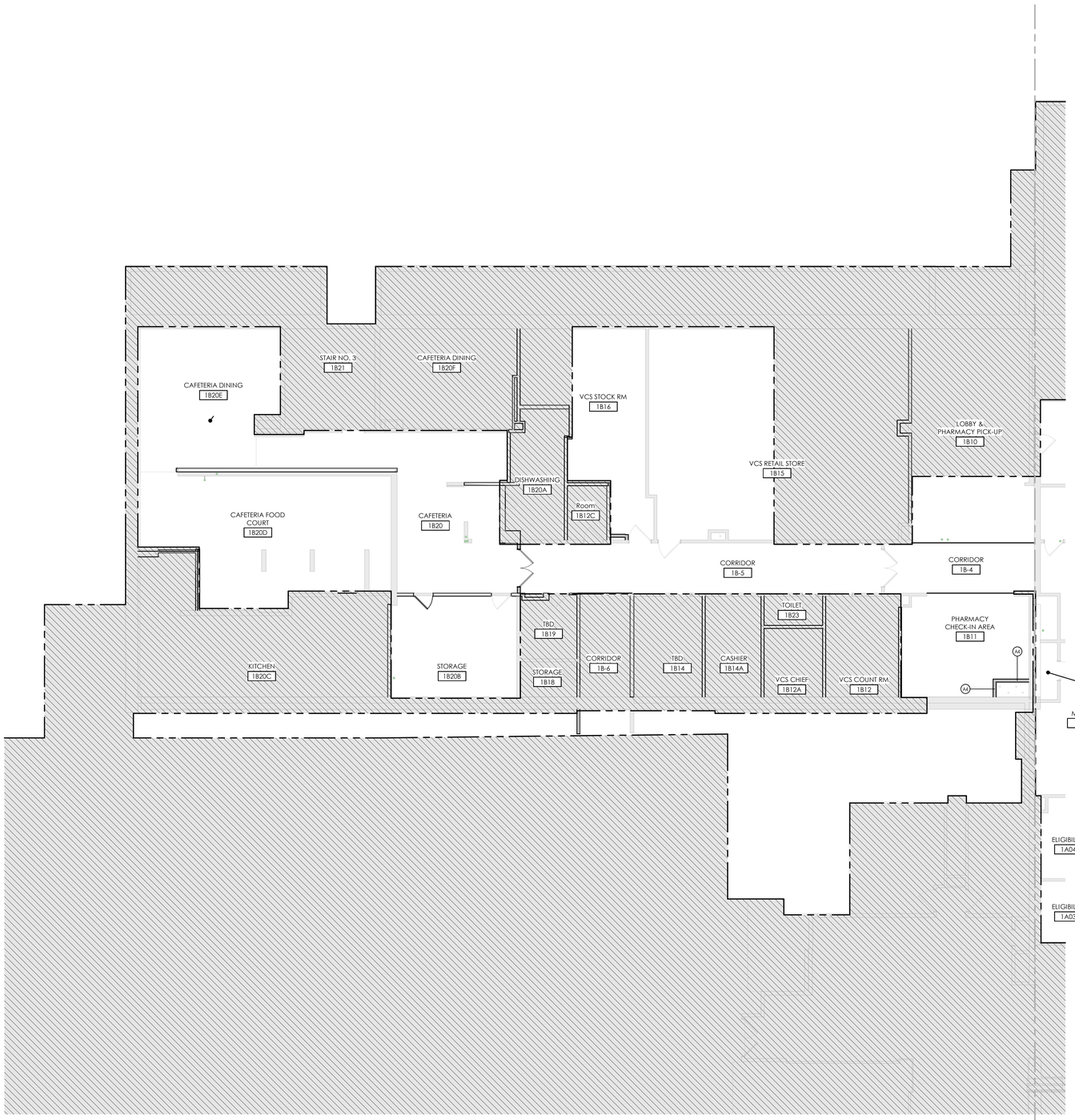

NORTH

FIRST FLOOR PLAN - UNIT A

SCALE: 1/8" = 1'-0"

AE1038

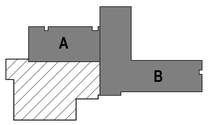

SCALE: As indicated

BID SET	05/04/2026
Revisions:	Date:

CONSULTANT

SEVEN GENERATIONS ARCHITECTURE + ENGINEERING
600 E. MICHIGAN AVE., SUITE B
KALAMAZOO, MI 49007
269-927-0144

SEVEN GENERATIONS architecture +engineering

DESIGNER OF RECORD

A/E:
DAVENERGY SOLUTIONS
2207 GARNET AVE, SUITE 1
SAN DIEGO, CA 22108
612-770-8552

DAVENERGY SOLUTIONS ENGINEERING | CONSTRUCTION MANAGEMENT

STAMP

05/04/2026
STATE OF MICHIGAN
MICHAEL HANAWAY
ARCHITECT
No. 38315312
LICENSED ARCHITECT

Office of Construction and Facilities Management

VA U.S. Department of Veterans Affairs

Drawing Title: FIRST FLOOR PLAN - AREA A	Phase: BID SET	Project Title: REPLACE AND EXPAND CHILLED WATER INFRASTRUCTURE, BUILDING 1 AND OPC	Project Number: 570-20-308
Approved:	-	Location: FRESNO VA HOSPITAL, 2615 E. CLINTON AVE, FRESNO, CA 93703	Building Number: N/A
		Issue Date: 05/04/2026 / Checked: MH / Drawn: TC	Drawing Number: AE103A

Autodesk Docs://222010 VA Fresno Chilled Water Infrastructure/222010 VA Fresno Chilled Water Infrastructure_ARCH-R23.rvt

5/4/2026 4:21:58 PM

VA FORM 08 - 6231

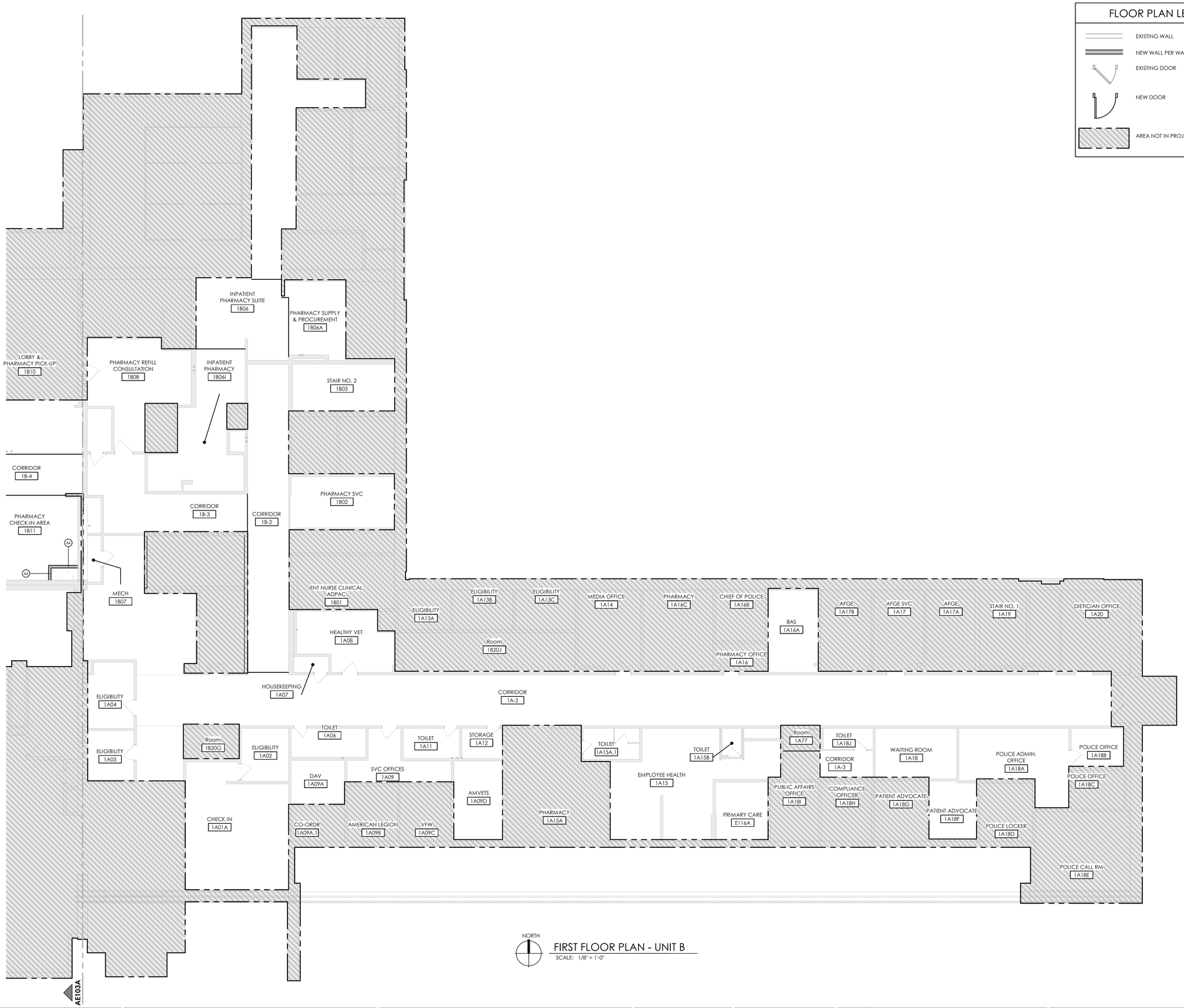

FIRST FLOOR PLAN - UNIT B

SCALE: 1/8" = 1'-0"

FLOOR PLAN LEGEND

- EXISTING WALL
- NEW WALL PER WALL TYPES
- EXISTING DOOR
- NEW DOOR
- AREA NOT IN PROJECT SCOPE

GENERAL NOTES

1. PROVIDE UL RATED WALLS WHERE SHOWN. REFER TO WALL TYPES FOR WALL CONSTRUCTION.
2. PROVIDE BLOCKING IN WALLS FOR OWNER PROVIDED EQUIPMENT AS SHOWN ON ENLARGED PLANS AND ON INTERIOR ELEVATIONS. COORDINATE FINAL LOCATIONS WITH OWNER.
3. ALL WALL BOARD CARRYING CERAMIC TILE SHALL BE CEMENT BOARD - REFER TO FINISH SCHEDULE.
4. ALL WALLS CARRYING PLUMBING FIXTURES SHALL BE 5/8" MOISTURE RESISTANT FIRECORE GYP BOARD UNLESS NOTED OTHERWISE.
5. CONTRACTOR SHALL PATCH, REPAIR, AND INFILL ALL APPLIED FIREPROOFING MATERIAL IN AREAS LEFT UNPROTECTED DUE TO REMOVAL OF EXISTING ELEMENTS OR AREAS DAMAGED DURING NEW WORK AND DEMOLITION. MATCH EXISTING FIREPROOFING MATERIAL TYPE AND THICKNESS TO MAINTAIN REQUIRED LEVEL OR PROTECTION.
6. CONTRACTOR TO INSTALL LEAD LINING TO MATCH EXISTING THICKNESS AS REQUIRED WHEN PATCHING & REPAIRING SURFACES WITHIN EXISTING LEAD WALLS.

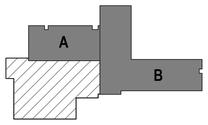

SCALE: As indicated

BID SET	05/04/2026
Revisions:	Date:

CONSULTANT

SEVEN GENERATIONS ARCHITECTURE + ENGINEERING
600 E. MICHIGAN AVE., SUITE B
KALAMAZOO, MI 49007
269-927-0144

SEVEN GENERATIONS architecture +engineering

DESIGNER OF RECORD

A/E:
DAVENERGY SOLUTIONS
2207 GARNET AVE, SUITE 1
SAN DIEGO, CA 22108
612-770-8552

DAVENERGY SOLUTIONS ENGINEERING | CONSTRUCTION MANAGEMENT

STAMP

05/04/2026
STATE OF MINNESOTA — MICHAEL HAWARNY — ARCHITECT — No. 38151512 — LICENSED ARCHITECT

Office of Construction and Facilities Management

VA U.S. Department of Veterans Affairs

Drawing Title: FIRST FLOOR PLAN - AREA B	Phase: BID SET	Project Title: REPLACE AND EXPAND CHILLED WATER INFRASTRUCTURE, BUILDING 1 AND OPC	Project Number: 570-20-308
Approved:	-	Location: FRESNO VA HOSPITAL, 2615 E. CLINTON AVE, FRESNO, CA 93703	Building Number: N/A
		Issue Date: 05/04/2026 / Checked: MH / Drawn: TC	Drawing Number: AE103B

Autodesk Docs://220310 VA Fresno Chilled Water Infrastructure/220310 VA Fresno Chilled Water Infrastructure_ARCH-R23.rvt
5/4/2026 4:22:01 PM

VA FORM 08 - 6231

FLOOR PLAN LEGEND

- EXISTING WALL
- NEW WALL PER WALL TYPES
- EXISTING DOOR
- NEW DOOR
- AREA NOT IN PROJECT SCOPE

GENERAL NOTES

1. PROVIDE UL RATED WALLS WHERE SHOWN. REFER TO WALL TYPES FOR WALL CONSTRUCTION.
2. PROVIDE BLOCKING IN WALLS FOR OWNER PROVIDED EQUIPMENT AS SHOWN ON ENLARGED PLANS AND ON INTERIOR ELEVATIONS. COORDINATE FINAL LOCATIONS WITH OWNER.
3. ALL WALL BOARD CARRYING CERAMIC TILE SHALL BE CEMENT BOARD - REFER TO FINISH SCHEDULE.
4. ALL WALLS CARRYING PLUMBING FIXTURES SHALL BE 5/8" MOISTURE RESISTANT FIRECORE GYP BOARD UNLESS NOTED OTHERWISE.
5. CONTRACTOR SHALL PATCH, REPAIR, AND INFILL ALL APPLIED FIREPROOFING MATERIAL IN AREAS LEFT UNPROTECTED DUE TO REMOVAL OF EXISTING ELEMENTS OR AREAS DAMAGED DURING NEW WORK AND DEMOLITION. MATCH EXISTING FIREPROOFING MATERIAL TYPE AND THICKNESS TO MAINTAIN REQUIRED LEVEL OR PROTECTION.
6. CONTRACTOR TO INSTALL LEAD LINING TO MATCH EXISTING THICKNESS AS REQUIRED WHEN PATCHING & REPAIRING SURFACES WITHIN EXISTING LEAD WALLS.

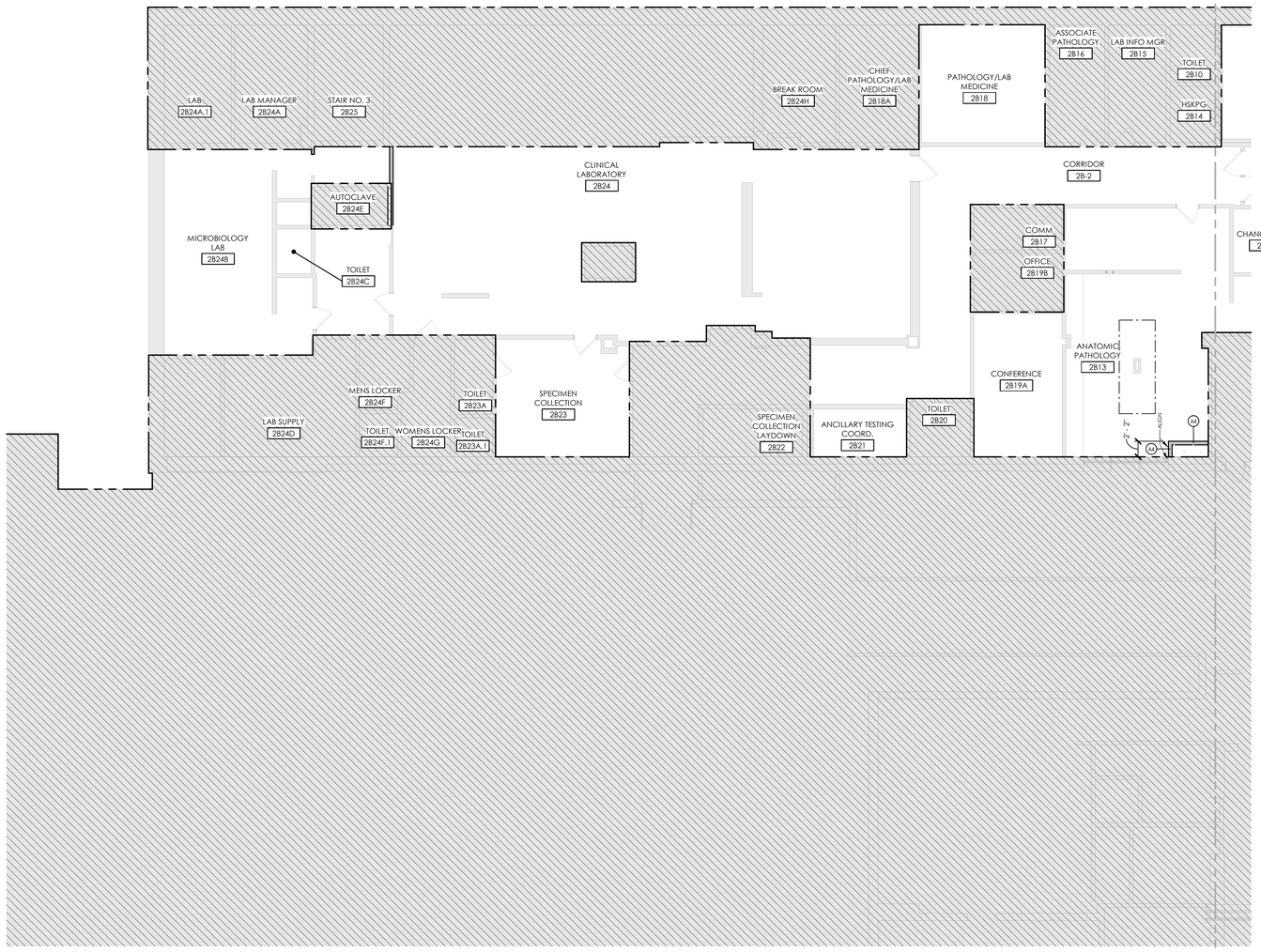

NORTH

SECOND FLOOR PLAN - UNIT A

SCALE: 1/8" = 1'-0"

AE104B

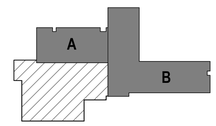

SCALE: As indicated

BID SET	05/04/2026
Revisions:	Date:

CONSULTANT

SEVEN GENERATIONS ARCHITECTURE + ENGINEERING
600 E. MICHIGAN AVE., SUITE B
KALAMAZOO, MI 49007
269-927-0144

SEVEN GENERATIONS architecture +engineering

DESIGNER OF RECORD

A/E:
DAVENERGY SOLUTIONS
2207 GARNET AVE, SUITE 1
SAN DIEGO, CA 22108
612-770-8552

DAVENERGY SOLUTIONS ENGINEERING | CONSTRUCTION MANAGEMENT

STAMP

05/04/2026
STATE OF MICHIGAN
MICHAEL HAWANNY
ARCHITECT
No. 38315312
LICENSED ARCHITECT

Office of Construction and Facilities Management

VA U.S. Department of Veterans Affairs

Drawing Title: SECOND FLOOR PLAN - AREA A	Phase: BID SET	Project Title: REPLACE AND EXPAND CHILLED WATER INFRASTRUCTURE, BUILDING 1 AND OPC	Project Number: 570-20-308
Approved:	-	Location: FRESNO VA HOSPITAL, 2615 E. CLINTON AVE, FRESNO, CA 93703	Building Number: N/A
		Issue Date: 05/04/2026 / Checked: MH / Drawn: TC	Drawing Number: AE104A

Autodesk Docs://222010 VA Fresno Chilled Water Infrastructure/222010 VA Fresno Chilled Water Infrastructure_ARCH-R23.rvt
5/4/2026 4:22:02 PM

VA FORM 08 - 6231

NORTH

SECOND FLOOR PLAN - UNIT B

SCALE: 1/8" = 1'-0"

FLOOR PLAN LEGEND

- EXISTING WALL
- NEW WALL PER WALL TYPES
- EXISTING DOOR
- NEW DOOR
- AREA NOT IN PROJECT SCOPE

GENERAL NOTES

1. PROVIDE UL RATED WALLS WHERE SHOWN. REFER TO WALL TYPES FOR WALL CONSTRUCTION.
2. PROVIDE BLOCKING IN WALLS FOR OWNER PROVIDED EQUIPMENT AS SHOWN ON ENLARGED PLANS AND ON INTERIOR ELEVATIONS. COORDINATE FINAL LOCATIONS WITH OWNER.
3. ALL WALL BOARD CARRYING CERAMIC TILE SHALL BE CEMENT BOARD - REFER TO FINISH SCHEDULE.
4. ALL WALLS CARRYING PLUMBING FIXTURES SHALL BE 5/8" MOISTURE RESISTANT FIRECORE GYP BOARD UNLESS NOTED OTHERWISE.
5. CONTRACTOR SHALL PATCH, REPAIR, AND INFILL ALL APPLIED FIREPROOFING MATERIAL IN AREAS LEFT UNPROTECTED DUE TO REMOVAL OF EXISTING ELEMENTS OR AREAS DAMAGED DURING NEW WORK AND DEMOLITION. MATCH EXISTING FIREPROOFING MATERIAL TYPE AND THICKNESS TO MAINTAIN REQUIRED LEVEL OR PROTECTION.
6. CONTRACTOR TO INSTALL LEAD LINING TO MATCH EXISTING THICKNESS AS REQUIRED WHEN PATCHING & REPAIRING SURFACES WITHIN EXISTING LEAD WALLS.

SCALE: As indicated

5/4/2026 4:22:04 PM
Autodesk Docs://222010 VA Fresno Chilled Water Infrastructure/222010 VA Fresno Chilled Water Infrastructure_ARCH-R23.rvt

BID SET	05/04/2026
Revisions:	Date:

CONSULTANT

SEVEN GENERATIONS ARCHITECTURE + ENGINEERING
600 E. MICHIGAN AVE., SUITE B
KALAMAZOO, MI 49007
269-927-0144

DESIGNER OF RECORD

A/E:
DAVENERGY SOLUTIONS
2207 GARNET AVE, SUITE 1
SAN DIEGO, CA 22108
612-770-8552

STAMP

05/04/2026
STATE OF MICHIGAN — MICHAEL HAWARNY ARCHITECT No. 38315312 — LICENSED ARCHITECT

Office of Construction and Facilities Management
VA U.S. Department of Veterans Affairs

Field	Value
Drawing Title	SECOND FLOOR PLAN - AREA B
Approved:	
Phase	BID SET
	-
Project Title	REPLACE AND EXPAND CHILLED WATER INFRASTRUCTURE, BUILDING 1 AND OPC
Location	FRESNO VA HOSPITAL, 2615 E. CLINTON AVE, FRESNO, CA 93703
Issue Date	05/04/2026
Checked	MH
Drawn	TC
Project Number	570-20-308
Building Number	N/A
Drawing Number	AE104B

FLOOR PLAN LEGEND

- EXISTING WALL
- NEW WALL PER WALL TYPES
- EXISTING DOOR
- NEW DOOR
- AREA NOT IN PROJECT SCOPE

GENERAL NOTES

1. PROVIDE UL RATED WALLS WHERE SHOWN. REFER TO WALL TYPES FOR WALL CONSTRUCTION.
2. PROVIDE BLOCKING IN WALLS FOR OWNER PROVIDED EQUIPMENT AS SHOWN ON ENLARGED PLANS AND ON INTERIOR ELEVATIONS. COORDINATE FINAL LOCATIONS WITH OWNER.
3. ALL WALL BOARD CARRYING CERAMIC TILE SHALL BE CEMENT BOARD - REFER TO FINISH SCHEDULE.
4. ALL WALLS CARRYING PLUMBING FIXTURES SHALL BE 5/8" MOISTURE RESISTANT FIRECORE GYP BOARD UNLESS NOTED OTHERWISE.
5. CONTRACTOR SHALL PATCH, REPAIR, AND INFILL ALL APPLIED FIREPROOFING MATERIAL IN AREAS LEFT UNPROTECTED DUE TO REMOVAL OF EXISTING ELEMENTS OR AREAS DAMAGED DURING NEW WORK AND DEMOLITION. MATCH EXISTING FIREPROOFING MATERIAL TYPE AND THICKNESS TO MAINTAIN REQUIRED LEVEL OR PROTECTION.
6. CONTRACTOR TO INSTALL LEAD LINING TO MATCH EXISTING THICKNESS AS REQUIRED WHEN PATCHING & REPAIRING SURFACES WITHIN EXISTING LEAD WALLS.

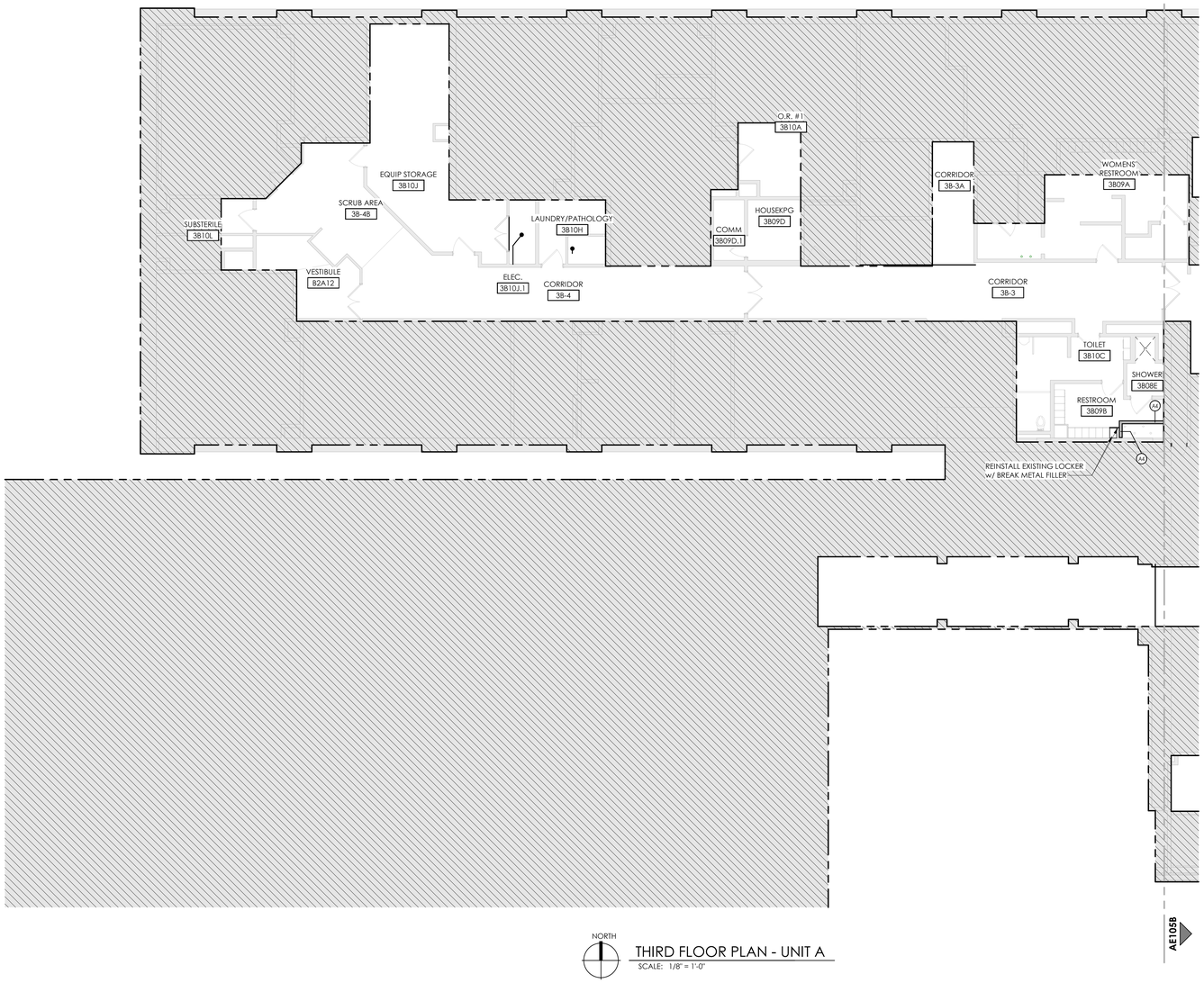

NORTH

THIRD FLOOR PLAN - UNIT A

SCALE: 1/8" = 1'-0"

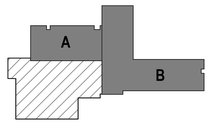

SCALE: As indicated

BID SET	05/04/2026
Revisions:	Date:

CONSULTANT

SEVEN GENERATIONS ARCHITECTURE + ENGINEERING
600 E. MICHIGAN AVE., SUITE B
KALAMAZOO, MI 49007
269-927-0144

SEVEN GENERATIONS architecture +engineering

DESIGNER OF RECORD

A/E:
DAVENERGY SOLUTIONS
2207 GARNET AVE, SUITE 1
SAN DIEGO, CA 22108
612-770-8552

DAVENERGY SOLUTIONS ENGINEERING | CONSTRUCTION MANAGEMENT

STAMP

05/04/2026
STATE OF MICHIGAN
MICHAEL HAMARNY
ARCHITECT
No. 38115312
REGISTERED ARCHITECT

Office of Construction and Facilities Management

VA U.S. Department of Veterans Affairs

Drawing Title: THIRD FLOOR PLAN - AREA A	Phase: BID SET	Project Title: REPLACE AND EXPAND CHILLED WATER INFRASTRUCTURE, BUILDING 1 AND OPC	Project Number: 570-20-308
Approved:	-	Location: FRESNO VA HOSPITAL, 2615 E. CLINTON AVE, FRESNO, CA 93703	Building Number: N/A
		Issue Date: 05/04/2026 / Checked: MH / Drawn: TC	Drawing Number: AE105A

Autodesk Docs://222010 VA Fresno Chilled Water Infrastructure/222010 VA Fresno Chilled Water Infrastructure_ARCH-R23.rvt
5/4/2026 4:22:05 PM

VA FORM 08 - 6231

FLOOR PLAN LEGEND

- EXISTING WALL
- NEW WALL PER WALL TYPES
- EXISTING DOOR
- NEW DOOR
- AREA NOT IN PROJECT SCOPE

GENERAL NOTES

1. PROVIDE UL RATED WALLS WHERE SHOWN. REFER TO WALL TYPES FOR WALL CONSTRUCTION.
2. PROVIDE BLOCKING IN WALLS FOR OWNER PROVIDED EQUIPMENT AS SHOWN ON ENLARGED PLANS AND ON INTERIOR ELEVATIONS. COORDINATE FINAL LOCATIONS WITH OWNER.
3. ALL WALL BOARD CARRYING CERAMIC TILE SHALL BE CEMENT BOARD - REFER TO FINISH SCHEDULE.
4. ALL WALLS CARRYING PLUMBING FIXTURES SHALL BE 5/8" MOISTURE RESISTANT FIRECORE GYP BOARD UNLESS NOTED OTHERWISE.
5. CONTRACTOR SHALL PATCH, REPAIR, AND INFILL ALL APPLIED FIREPROOFING MATERIAL IN AREAS LEFT UNPROTECTED DUE TO REMOVAL OF EXISTING ELEMENTS OR AREAS DAMAGED DURING NEW WORK AND DEMOLITION. MATCH EXISTING FIREPROOFING MATERIAL TYPE AND THICKNESS TO MAINTAIN REQUIRED LEVEL OR PROTECTION.
6. CONTRACTOR TO INSTALL LEAD LINING TO MATCH EXISTING THICKNESS AS REQUIRED WHEN PATCHING & REPAIRING SURFACES WITHIN EXISTING LEAD WALLS.

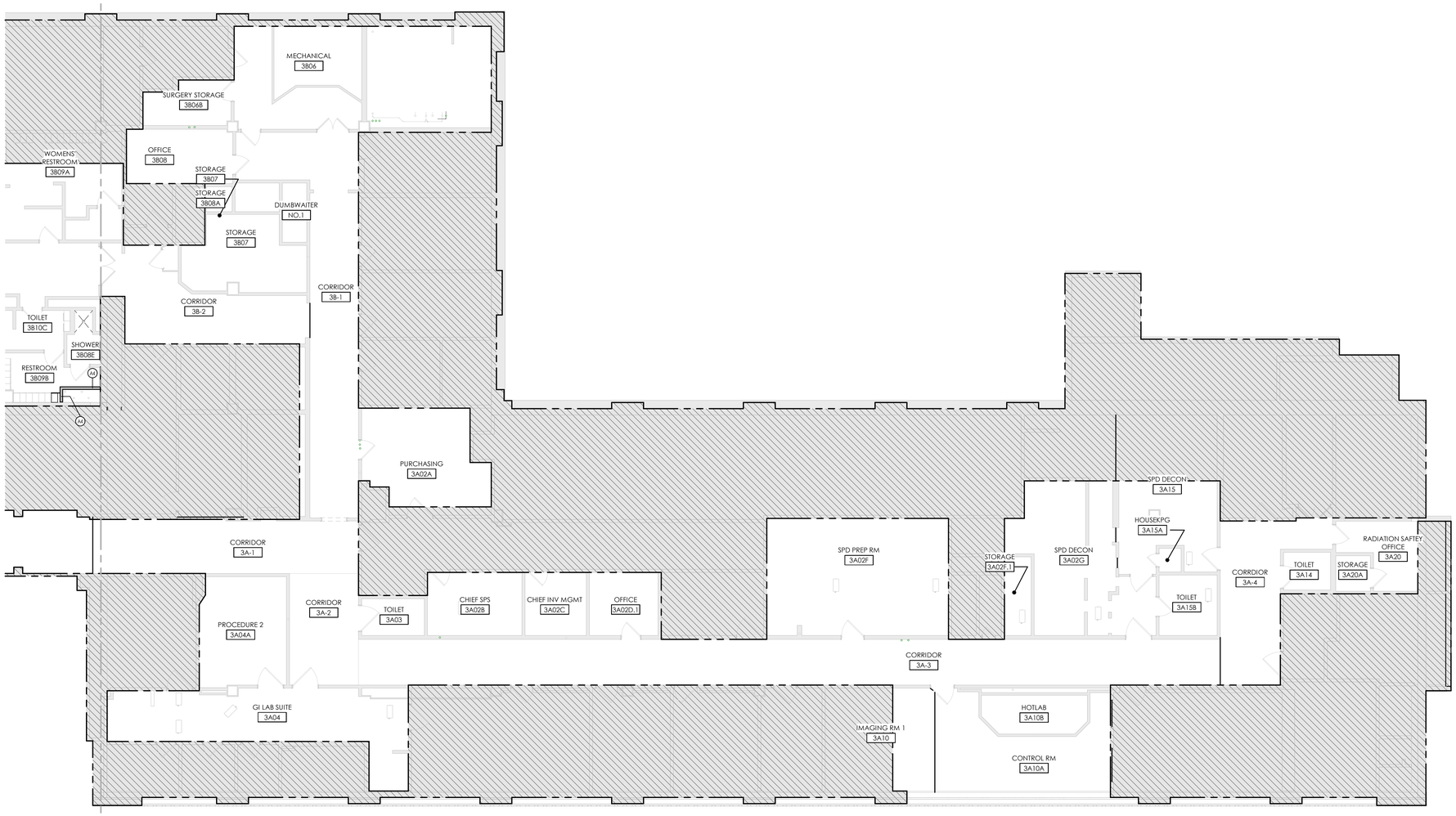

NORTH

THIRD FLOOR PLAN - UNIT B

SCALE: 1/8" = 1'-0"

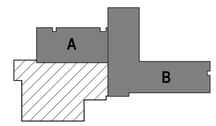

SCALE: As indicated

BID SET	05/04/2026
Revisions:	Date:

CONSULTANT

SEVEN GENERATIONS ARCHITECTURE + ENGINEERING
600 E. MICHIGAN AVE., SUITE B
KALAMAZOO, MI 49007
269-927-0144

SEVEN GENERATIONS architecture +engineering

DESIGNER OF RECORD

A/E:
DAVENERGY SOLUTIONS
2207 GARNET AVE, SUITE 1
SAN DIEGO, CA 22108
612-770-8552

DAVENERGY SOLUTIONS ENGINEERING | CONSTRUCTION MANAGEMENT

STAMP

STATE OF MICHIGAN
MICHAEL HAWANNY
ARCHITECT
No. 38315312
LICENSED ARCHITECT
05/04/2026

Office of Construction and Facilities Management

VA U.S. Department of Veterans Affairs

Drawing Title: THIRD FLOOR PLAN - AREA B	Phase: BID SET	Project Title: REPLACE AND EXPAND CHILLED WATER INFRASTRUCTURE, BUILDING 1 AND OPC	Project Number: 570-20-308
Approved:	-	Location: FRESNO VA HOSPITAL, 2615 E. CLINTON AVE, FRESNO, CA 93703	Building Number: N/A
		Issue Date: 05/04/2026 / Checked: MH / Drawn: TC	Drawing Number: AE105B

Autodesk Docs://222010 VA Fresno Chilled Water Infrastructure/222010 VA Fresno Chilled Water Infrastructure_ARCH-R23.rvt
5/4/2026 4:22:07 PM

VA FORM 08 - 6231

FLOOR PLAN LEGEND

- EXISTING WALL
- NEW WALL PER WALL TYPES
- EXISTING DOOR
- NEW DOOR
- AREA NOT IN PROJECT SCOPE

GENERAL NOTES

1. PROVIDE UL RATED WALLS WHERE SHOWN. REFER TO WALL TYPES FOR WALL CONSTRUCTION.
2. PROVIDE BLOCKING IN WALLS FOR OWNER PROVIDED EQUIPMENT AS SHOWN ON ENLARGED PLANS AND ON INTERIOR ELEVATIONS. COORDINATE FINAL LOCATIONS WITH OWNER.
3. ALL WALL BOARD CARRYING CERAMIC TILE SHALL BE CEMENT BOARD - REFER TO FINISH SCHEDULE.
4. ALL WALLS CARRYING PLUMBING FIXTURES SHALL BE 5/8" MOISTURE RESISTANT FIRECORE GYP BOARD UNLESS NOTED OTHERWISE.
5. CONTRACTOR SHALL PATCH, REPAIR, AND INFILL ALL APPLIED FIREPROOFING MATERIAL IN AREAS LEFT UNPROTECTED DUE TO REMOVAL OF EXISTING ELEMENTS OR AREAS DAMAGED DURING NEW WORK AND DEMOLITION. MATCH EXISTING FIREPROOFING MATERIAL TYPE AND THICKNESS TO MAINTAIN REQUIRED LEVEL OR PROTECTION.
6. CONTRACTOR TO INSTALL LEAD LINING TO MATCH EXISTING THICKNESS AS REQUIRED WHEN PATCHING & REPAIRING SURFACES WITHIN EXISTING LEAD WALLS.

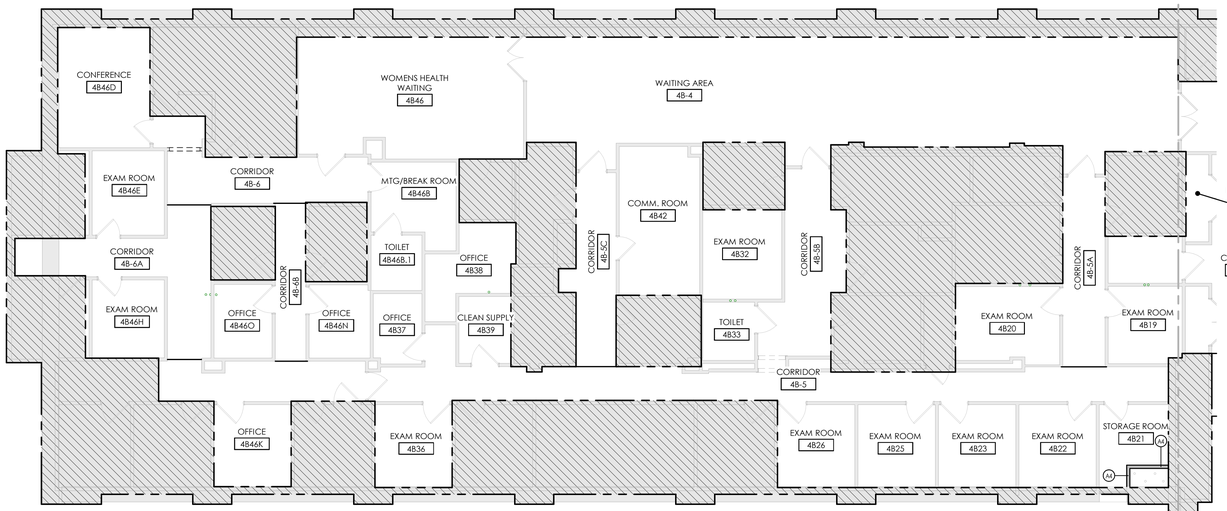

FOURTH FLOOR PLAN - UNIT A
SCALE: 1/8" = 1'-0"

AE106B

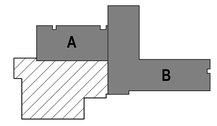

SCALE: As indicated

BID SET	05/04/2026
Revisions:	Date:

CONSULTANT

SEVEN GENERATIONS ARCHITECTURE + ENGINEERING
600 E. MICHIGAN AVE., SUITE B
KALAMAZOO, MI 49007
269-927-0144

SEVEN GENERATIONS architecture +engineering

DESIGNER OF RECORD

A/E:
DAVENERGY SOLUTIONS
2207 GARNET AVE, SUITE 1
SAN DIEGO, CA 22108
612-770-8552

DAVENERGY SOLUTIONS ENGINEERING | CONSTRUCTION MANAGEMENT

STAMP

STATE OF MICHIGAN
MICHAEL HANNANY
ARCHITECT
No. 38315312
LICENSED ARCHITECT
05/04/2026

Office of Construction and Facilities Management

VA U.S. Department of Veterans Affairs

Drawing Title: FOURTH FLOOR PLAN - AREA A	Phase: BID SET	Project Title: REPLACE AND EXPAND CHILLED WATER INFRASTRUCTURE, BUILDING 1 AND OPC	Project Number: 570-20-308
Approved:	-	Location: FRESNO VA HOSPITAL, 2615 E. CLINTON AVE, FRESNO, CA 93703	Building Number: N/A
		Issue Date: 05/04/2026 / Checked: MH / Drawn: TC	Drawing Number: AE106A

Autodesk Docs://222010 VA Fresno Chilled Water Infrastructure/222010 VA Fresno Chilled Water Infrastructure_ARCH-R23.rvt
5/4/2026 4:22:12 PM

VA FORM 08 - 6231

FLOOR PLAN LEGEND

- EXISTING WALL
- NEW WALL PER WALL TYPES
- EXISTING DOOR
- NEW DOOR
- AREA NOT IN PROJECT SCOPE

GENERAL NOTES

1. PROVIDE UL RATED WALLS WHERE SHOWN. REFER TO WALL TYPES FOR WALL CONSTRUCTION.
2. PROVIDE BLOCKING IN WALLS FOR OWNER PROVIDED EQUIPMENT AS SHOWN ON ENLARGED PLANS AND ON INTERIOR ELEVATIONS. COORDINATE FINAL LOCATIONS WITH OWNER.
3. ALL WALL BOARD CARRYING CERAMIC TILE SHALL BE CEMENT BOARD - REFER TO FINISH SCHEDULE.
4. ALL WALLS CARRYING PLUMBING FIXTURES SHALL BE 5/8" MOISTURE RESISTANT FIRECORE GYP BOARD UNLESS NOTED OTHERWISE.
5. CONTRACTOR SHALL PATCH, REPAIR, AND INFILL ALL APPLIED FIREPROOFING MATERIAL IN AREAS LEFT UNPROTECTED DUE TO REMOVAL OF EXISTING ELEMENTS OR AREAS DAMAGED DURING NEW WORK AND DEMOLITION. MATCH EXISTING FIREPROOFING MATERIAL TYPE AND THICKNESS TO MAINTAIN REQUIRED LEVEL OR PROTECTION.
6. CONTRACTOR TO INSTALL LEAD LINING TO MATCH EXISTING THICKNESS AS REQUIRED WHEN PATCHING & REPAIRING SURFACES WITHIN EXISTING LEAD WALLS.

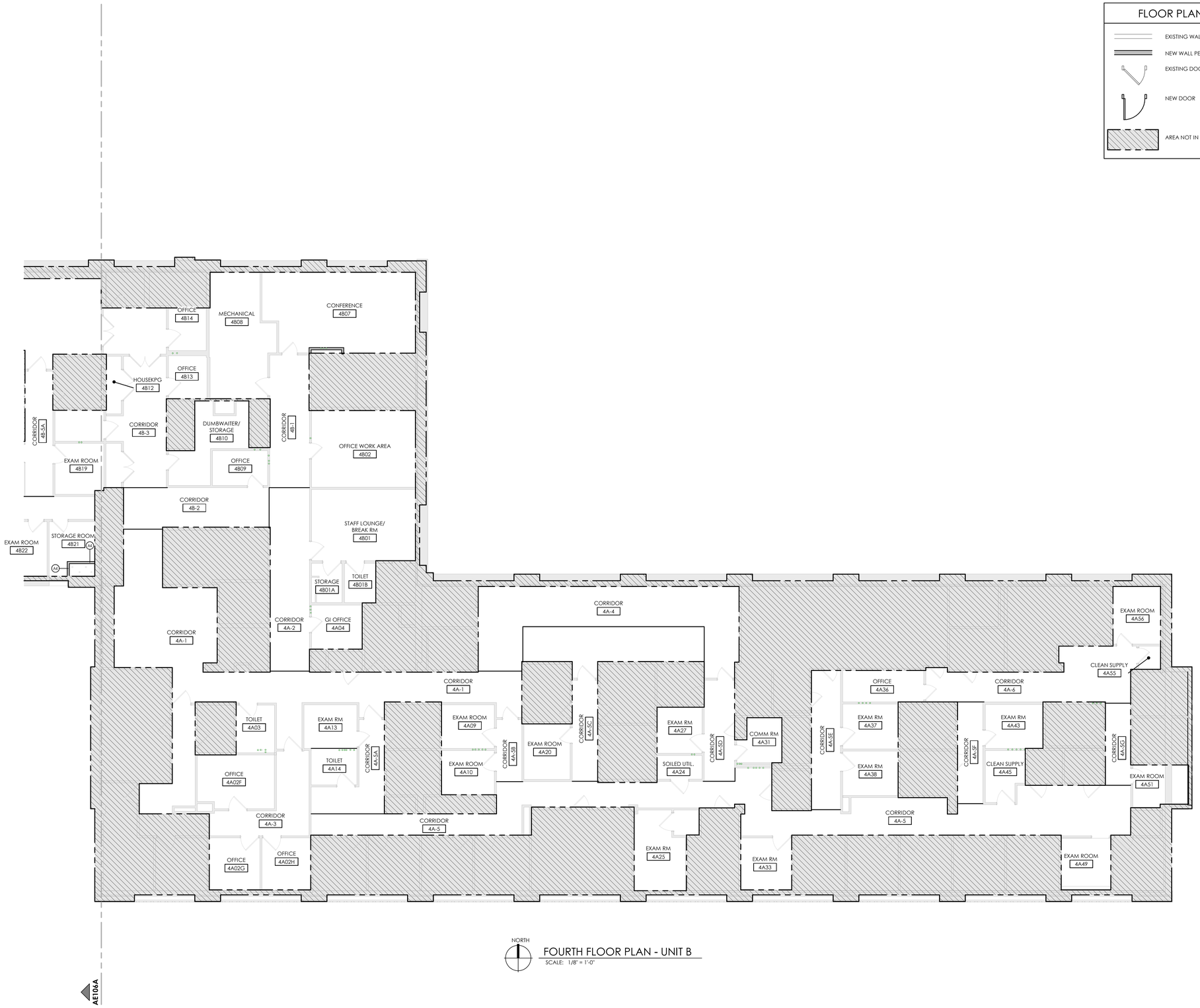

NORTH

FOURTH FLOOR PLAN - UNIT B

SCALE: 1/8" = 1'-0"

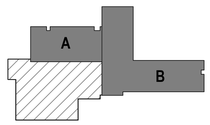

SCALE: As indicated

BID SET	05/04/2026
Revisions:	Date:

CONSULTANT

SEVEN GENERATIONS ARCHITECTURE + ENGINEERING
600 E. MICHIGAN AVE., SUITE B
KALAMAZOO, MI 49007
269-927-0144

SEVEN GENERATIONS architecture +engineering

DESIGNER OF RECORD

A/E:
DAVENERGY SOLUTIONS
2207 GARNET AVE, SUITE 1
SAN DIEGO, CA 22108
612-770-8552

DAVENERGY SOLUTIONS ENGINEERING | CONSTRUCTION MANAGEMENT

STAMP

05/04/2026

STATE OF MICHIGAN MICHAEL HARWARNY ARCHITECT No. 38315312 LICENSED ARCHITECT

Office of Construction and Facilities Management

VA U.S. Department of Veterans Affairs

Drawing Title	Phase	Project Title	Project Number
FOURTH FLOOR PLAN - AREA B	BID SET	REPLACE AND EXPAND CHILLED WATER INFRASTRUCTURE, BUILDING 1 AND OPC	570-20-308
Approved:	-	Location: FRESNO VA HOSPITAL, 2615 E. CLINTON AVE, FRESNO, CA 93703	Building Number: N/A
		Issue Date: 05/04/2026; Checked: MH; Drawn: TC	Drawing Number: AE106B

VA FORM 08 - 6231

Autodesk Docs://222010 VA Fresno Chilled Water Infrastructure/222010 VA Fresno Chilled Water Infrastructure_ARCH-R23.rvt

5/4/2026 4:22:14 PM

three inches = one foot
one and one half inches = one foot
one inch = one foot
three quarters inch = one foot
one half inch = one foot
three eighths inch = one foot
one quarter inch = one foot
one eighth inch = one foot

FLOOR PLAN LEGEND

- EXISTING WALL
- NEW WALL PER WALL TYPES
- EXISTING DOOR
- NEW DOOR
- AREA NOT IN PROJECT SCOPE

GENERAL NOTES

1. PROVIDE UL RATED WALLS WHERE SHOWN. REFER TO WALL TYPES FOR WALL CONSTRUCTION.
2. PROVIDE BLOCKING IN WALLS FOR OWNER PROVIDED EQUIPMENT AS SHOWN ON ENLARGED PLANS AND ON INTERIOR ELEVATIONS. COORDINATE FINAL LOCATIONS WITH OWNER.
3. ALL WALL BOARD CARRYING CERAMIC TILE SHALL BE CEMENT BOARD - REFER TO FINISH SCHEDULE.
4. ALL WALLS CARRYING PLUMBING FIXTURES SHALL BE 5/8" MOISTURE RESISTANT FIRECORE GYP BOARD UNLESS NOTED OTHERWISE.
5. CONTRACTOR SHALL PATCH, REPAIR, AND INFILL ALL APPLIED FIREPROOFING MATERIAL IN AREAS LEFT UNPROTECTED DUE TO REMOVAL OF EXISTING ELEMENTS OR AREAS DAMAGED DURING NEW WORK AND DEMOLITION. MATCH EXISTING FIREPROOFING MATERIAL TYPE AND THICKNESS TO MAINTAIN REQUIRED LEVEL OR PROTECTION.
6. CONTRACTOR TO INSTALL LEAD LINING TO MATCH EXISTING THICKNESS AS REQUIRED WHEN PATCHING & REPAIRING SURFACES WITHIN EXISTING LEAD WALLS.

NORTH

FIFTH FLOOR PLAN - UNIT A

SCALE: 1/8" = 1'-0"

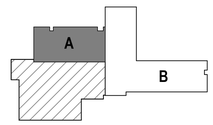

SCALE: As indicated

Revisions:	Date
BID SET	05/04/2026

VA FORM 08-6231

CONSULTANTS:

SEVEN GENERATIONS architecture +engineering
600 E. Michigan Ave., Suite B
Kalamazoo, MI 49007
P: 269.927.0144
www.7GenAE.com

DESIGNER OF RECORD

DAVENERGY SOLUTIONS ENGINEERING | CONSTRUCTION MANAGEMENT
DAV ENERGY SOLUTIONS
2207 GARNET AVE, SUITE I
SAN DIEGO, CA 92109
619-770-8552
WWW.DAVENERGY.COM

STAMP:

STATE OF MICHIGAN — MICHAEL HAWARNY — ARCHITECT — No. 3601015312 — LICENSED ARCHITECT
05/04/2026

Office of Construction and Facilities Management
Department of Veterans Affairs

Drawing Title: FIFTH FLOOR PLAN - AREA A	Phase: BID SET
Approved:	-

Project Title: REPLACE AND EXPAND CHILLED WATER INFRASTRUCTURE, BUILDING 1 AND OPC	Project Number: 570-20-308	
	Building No.: B1	Floor No.: 5
Location: FRESNO VA HOSPITAL, 2615 E CLINTON AVE, FRESNO, CA 93703	Drawing Number: AE107A	
Date: 05/04/2026	Checked: MH	Drawn: TK

FLOOR PLAN LEGEND

- EXISTING WALL
- NEW WALL PER WALL TYPES
- EXISTING DOOR
- NEW DOOR
- AREA NOT IN PROJECT SCOPE

GENERAL NOTES

1. PROVIDE UL RATED WALLS WHERE SHOWN. REFER TO WALL TYPES FOR WALL CONSTRUCTION.
2. PROVIDE BLOCKING IN WALLS FOR OWNER PROVIDED EQUIPMENT AS SHOWN ON ENLARGED PLANS AND ON INTERIOR ELEVATIONS. COORDINATE FINAL LOCATIONS WITH OWNER.
3. ALL WALL BOARD CARRYING CERAMIC TILE SHALL BE CEMENT BOARD - REFER TO FINISH SCHEDULE.
4. ALL WALLS CARRYING PLUMBING FIXTURES SHALL BE 5/8" MOISTURE RESISTANT FIRECORE GYP BOARD UNLESS NOTED OTHERWISE.
5. CONTRACTOR SHALL PATCH, REPAIR, AND INFILL ALL APPLIED FIREPROOFING MATERIAL IN AREAS LEFT UNPROTECTED DUE TO REMOVAL OF EXISTING ELEMENTS OR AREAS DAMAGED DURING NEW WORK AND DEMOLITION. MATCH EXISTING FIREPROOFING MATERIAL TYPE AND THICKNESS TO MAINTAIN REQUIRED LEVEL OR PROTECTION.
6. CONTRACTOR TO INSTALL LEAD LINING TO MATCH EXISTING THICKNESS AS REQUIRED WHEN PATCHING & REPAIRING SURFACES WITHIN EXISTING LEAD WALLS.

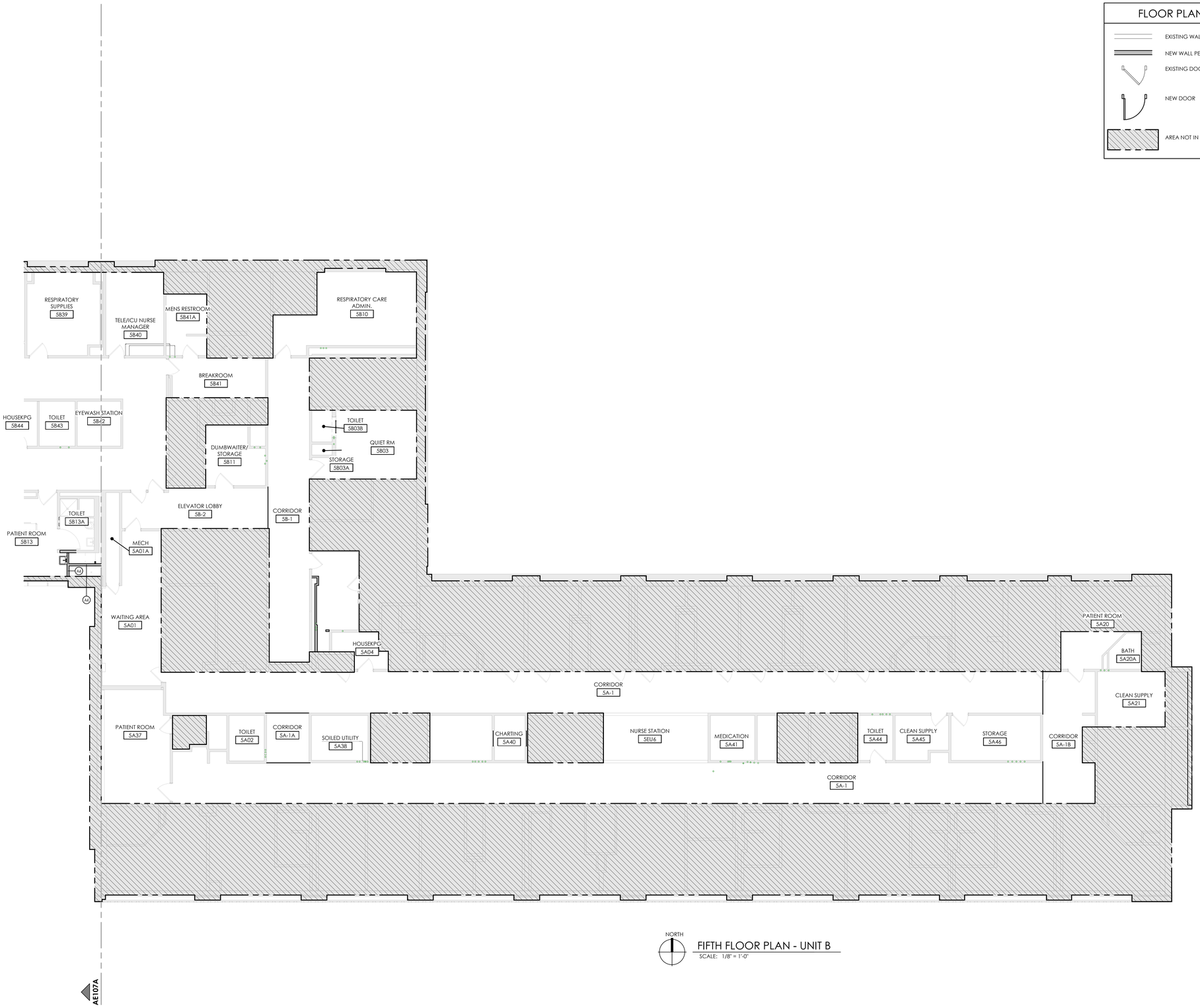

NORTH

FIFTH FLOOR PLAN - UNIT B

SCALE: 1/8" = 1'-0"

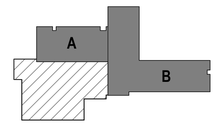

SCALE: As indicated

BID SET	05/04/2026
Revisions:	Date:

CONSULTANT

SEVEN GENERATIONS ARCHITECTURE + ENGINEERING
600 E. MICHIGAN AVE., SUITE B
KALAMAZOO, MI 49007
269-927-0144

SEVEN GENERATIONS architecture +engineering

DESIGNER OF RECORD

A/E:
DAVENERGY SOLUTIONS
2207 GARNET AVE, SUITE 1
SAN DIEGO, CA 22108
612-770-8552

DAVENERGY SOLUTIONS ENGINEERING | CONSTRUCTION MANAGEMENT

STAMP

05/04/2026

STATE OF MICHIGAN MICHAEL HARMANY ARCHITECT No. 3831531Z LICENSED ARCHITECT

Office of Construction and Facilities Management

VA U.S. Department of Veterans Affairs

Drawing Title	Phase	Project Title	Project Number
FIFTH FLOOR PLAN - AREA B	BID SET	REPLACE AND EXPAND CHILLED WATER INFRASTRUCTURE, BUILDING 1 AND OPC	570-20-308
Approved:	-	Location: FRESNO VA HOSPITAL, 2615 E. CLINTON AVE, FRESNO, CA 93703	Building Number: N/A
		Issue Date: 05/04/2026 · Checked: MH · Drawn: TC	Drawing Number: AE107B

VA FORM 08 - 6231

Autodesk Docs://222010 VA Fresno Chilled Water Infrastructure/222010 VA Fresno Chilled Water Infrastructure_ARCH-R23.rvt

5/4/2026 4:22:18 PM

FLOOR PLAN LEGEND

- EXISTING WALL
- NEW WALL PER WALL TYPES
- EXISTING DOOR
- NEW DOOR
- AREA NOT IN PROJECT SCOPE

GENERAL NOTES

1. PROVIDE UL RATED WALLS WHERE SHOWN. REFER TO WALL TYPES FOR WALL CONSTRUCTION.
2. PROVIDE BLOCKING IN WALLS FOR OWNER PROVIDED EQUIPMENT AS SHOWN ON ENLARGED PLANS AND ON INTERIOR ELEVATIONS. COORDINATE FINAL LOCATIONS WITH OWNER.
3. ALL WALL BOARD CARRYING CERAMIC TILE SHALL BE CEMENT BOARD - REFER TO FINISH SCHEDULE.
4. ALL WALLS CARRYING PLUMBING FIXTURES SHALL BE 5/8" MOISTURE RESISTANT FIRECORE GYP BOARD UNLESS NOTED OTHERWISE.
5. CONTRACTOR SHALL PATCH, REPAIR, AND INFILL ALL APPLIED FIREPROOFING MATERIAL IN AREAS LEFT UNPROTECTED DUE TO REMOVAL OF EXISTING ELEMENTS OR AREAS DAMAGED DURING NEW WORK AND DEMOLITION. MATCH EXISTING FIREPROOFING MATERIAL TYPE AND THICKNESS TO MAINTAIN REQUIRED LEVEL OR PROTECTION.
6. CONTRACTOR TO INSTALL LEAD LINING TO MATCH EXISTING THICKNESS AS REQUIRED WHEN PATCHING & REPAIRING SURFACES WITHIN EXISTING LEAD WALLS.

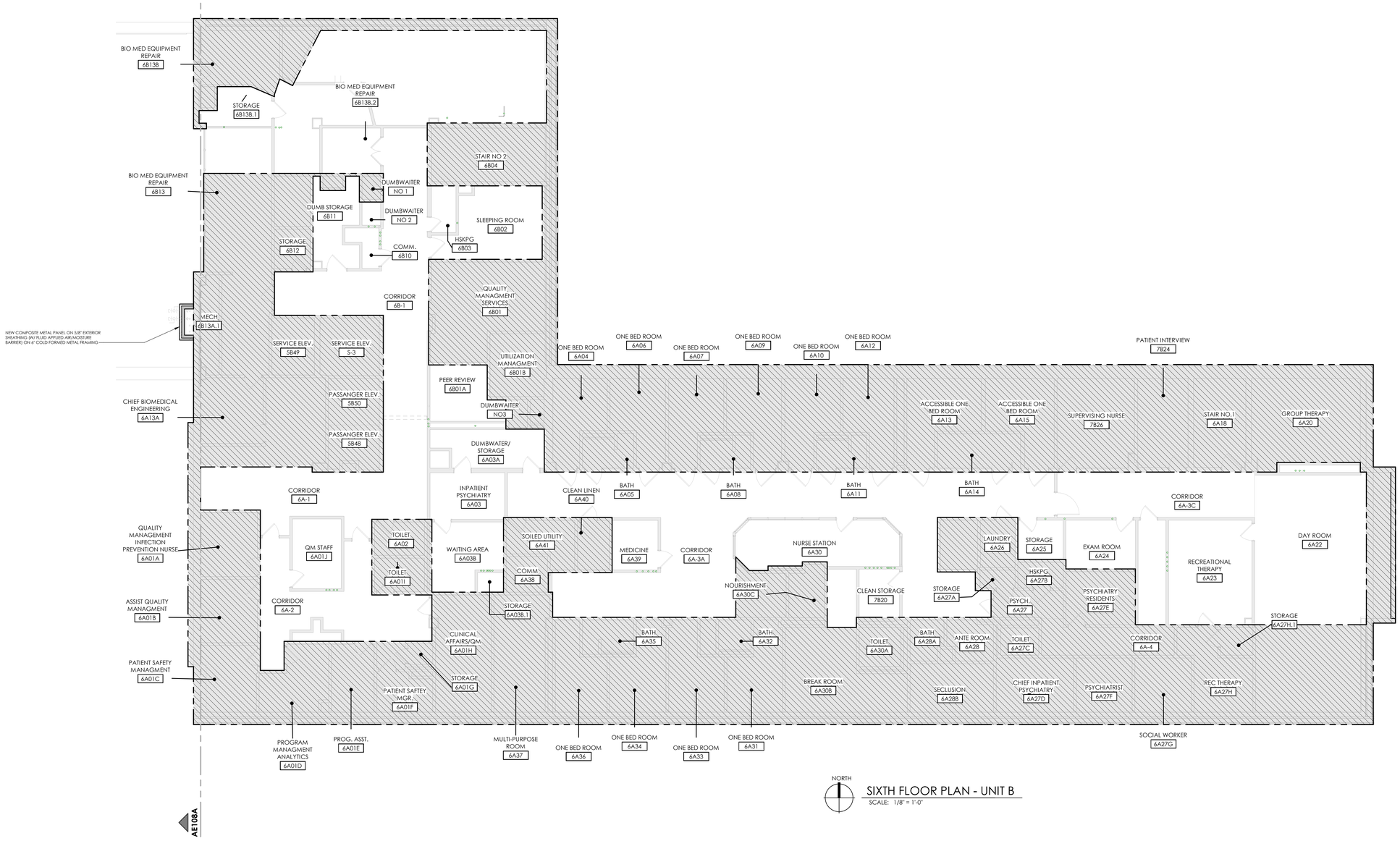

NORTH

SIXTH FLOOR PLAN - UNIT B

SCALE: 1/8" = 1'-0"

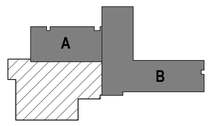

SCALE: As indicated

BID SET	05/04/2026
Revisions:	Date:

CONSULTANT

SEVEN GENERATIONS ARCHITECTURE + ENGINEERING
600 E. MICHIGAN AVE., SUITE B
KALAMAZOO, MI 49007
269-927-0144

SEVEN GENERATIONS architecture +engineering

DESIGNER OF RECORD

A/E:
DAVENERGY SOLUTIONS
2207 GARNET AVE, SUITE 1
SAN DIEGO, CA 22108
612-770-8552

DAVENERGY SOLUTIONS ENGINEERING | CONSTRUCTION MANAGEMENT

STAMP

STATE OF MICHIGAN — MICHAEL HAWARNY — ARCHITECT — No. 3601053012 — LICENSED ARCHITECT — 05/04/2026

Office of Construction and Facilities Management

VA U.S. Department of Veterans Affairs

Drawing Title	SIXTH FLOOR PLAN - AREA B
Phase	BID SET
Approved:	-
Project Title	REPLACE AND EXPAND CHILLED WATER INFRASTRUCTURE, BUILDING 1 AND OPC
Project Number	570-20-308
Building Number	N/A
Location	FRESNO VA HOSPITAL 2615 E. CLINTON AVE, FRESNO, CA 93703
Drawing Number	AE108B
Issue Date	05/04/2026
Checked	MH
Drawn	TC

VA FORM 08 - 6231

Autodesk Docs://220101 VA Fresno Chilled Water Infrastructure/220101 VA Fresno Chilled Water Infrastructure_ARCH-R23.rvt

5/4/2026 4:22:21 PM

FLOOR PLAN LEGEND

- EXISTING WALL
- NEW WALL PER WALL TYPES
- EXISTING DOOR
- NEW DOOR
- AREA NOT IN PROJECT SCOPE

GENERAL NOTES

1. PROVIDE UL RATED WALLS WHERE SHOWN. REFER TO WALL TYPES FOR WALL CONSTRUCTION.
2. PROVIDE BLOCKING IN WALLS FOR OWNER PROVIDED EQUIPMENT AS SHOWN ON ENLARGED PLANS AND ON INTERIOR ELEVATIONS. COORDINATE FINAL LOCATIONS WITH OWNER.
3. ALL WALL BOARD CARRYING CERAMIC TILE SHALL BE CEMENT BOARD - REFER TO FINISH SCHEDULE.
4. ALL WALLS CARRYING PLUMBING FIXTURES SHALL BE 5/8" MOISTURE RESISTANT FIRECORE GYP BOARD UNLESS NOTED OTHERWISE.
5. CONTRACTOR SHALL PATCH, REPAIR, AND INFILL ALL APPLIED FIREPROOFING MATERIAL IN AREAS LEFT UNPROTECTED DUE TO REMOVAL OF EXISTING ELEMENTS OR AREAS DAMAGED DURING NEW WORK AND DEMOLITION. MATCH EXISTING FIREPROOFING MATERIAL TYPE AND THICKNESS TO MAINTAIN REQUIRED LEVEL OR PROTECTION.
6. CONTRACTOR TO INSTALL LEAD LINING TO MATCH EXISTING THICKNESS AS REQUIRED WHEN PATCHING & REPAIRING SURFACES WITHIN EXISTING LEAD WALLS.

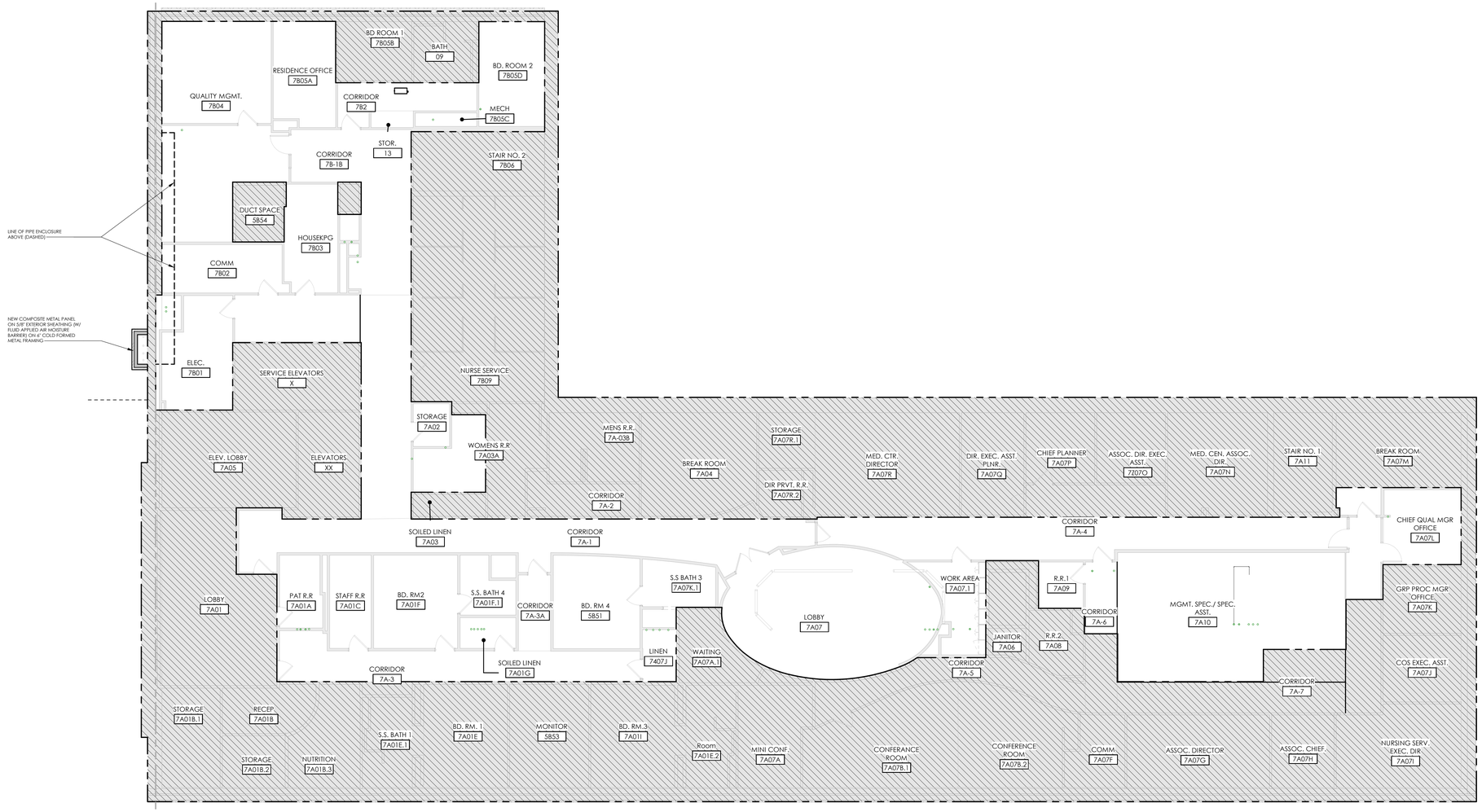

NORTH

SEVENTH FLOOR PLAN- UNIT B

SCALE: 1/8" = 1'-0"

AE109A

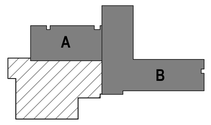

SCALE: As indicated

BID SET	05/04/2026
Revisions:	Date:

CONSULTANT

SEVEN GENERATIONS ARCHITECTURE + ENGINEERING
600 E. MICHIGAN AVE., SUITE B
KALAMAZOO, MI 49007
269-927-0144

SEVEN GENERATIONS architecture +engineering

DESIGNER OF RECORD

A/E:
DAVENERGY SOLUTIONS
2207 GARNET AVE, SUITE 1
SAN DIEGO, CA 22108
612-770-8552

DAVENERGY SOLUTIONS ENGINEERING | CONSTRUCTION MANAGEMENT

STAMP

STATE OF MICHIGAN — MICHAEL HAGHANY — ARCHITECT — No. 38315312 — REGISTERED ARCHITECT
05/04/2026

Office of Construction and Facilities Management

VA U.S. Department of Veterans Affairs

Drawing Title: SEVENTH FLOOR PLAN - AREA B	Phase: BID SET	Project Title: REPLACE AND EXPAND CHILLED WATER INFRASTRUCTURE, BUILDING 1 AND OPC	Project Number: 570-20-308
Approved:	-	Location: FRESNO VA HOSPITAL, 2615 E. CLINTON AVE, FRESNO, CA 93703	Building Number: N/A
		Issue Date: 05/04/2026 / Checked: MH / Drawn: TC	Drawing Number: AE109B

Autodesk Docs://222010 VA Fresno Chilled Water Infrastructure/222010 VA Fresno Chilled Water Infrastructure_ARCH-R23.rvt
5/4/2026 4:22:22 PM

VA FORM 08 - 6231

GENERAL NOTES - CEILING PLAN

1. CEILINGS IN ROOMS TO BE CENTERED.
2. ELECTRICAL AND MECHANICAL FIXTURES AND DUCTWORK ARE SHOWN FOR REFERENCE ONLY. REFER TO MECHANICAL AND ELECTRICAL DRAWINGS.
3. REFER TO FINISH SCHEDULE FOR CEILING FINISHES.

REFLECTED CEILING PLAN LEGEND

- AREAS TO BE NEW SUSPENDED ACOUSTIC TILE
- AREAS TO BE NEW FINISHED GYPSUM BOARD CEILING
- FLUORESCENT LIGHT FIXTURE - SEE ELECTRICAL DRAWINGS
- SUPPLY DIFFUSER - SEE MECHANICAL DRAWINGS
- RETURN AIR DIFFUSER - SEE MECHANICAL DRAWINGS
- EXHAUST DIFFUSER - SEE MECHANICAL DRAWINGS
- AREA NOT IN PROJECT SCOPE
- INDUSTRIAL LIGHT FIXTURE - SEE ELECTRICAL DRAWINGS
- CEILING MOUNTED EXIT SIGN - SEE ELECTRICAL DRAWINGS
- PENDANT LIGHT FIXTURE - SEE ELECTRICAL DRAWINGS
- RECESSED LIGHT FIXTURE - SEE ELECTRICAL DRAWINGS
- B.O.F. — CEILING HEIGHT ABOVE FINISHED FLOOR
- EXP. — EXPOSED STRUCTURE
- EXIST. — EXISTING CEILING HEIGHT - NO CHANGE
- VERIFY — CEILING HEIGHT ABOVE FINISHED FLOOR - MATCH EXISTING; FIELD VERIFY

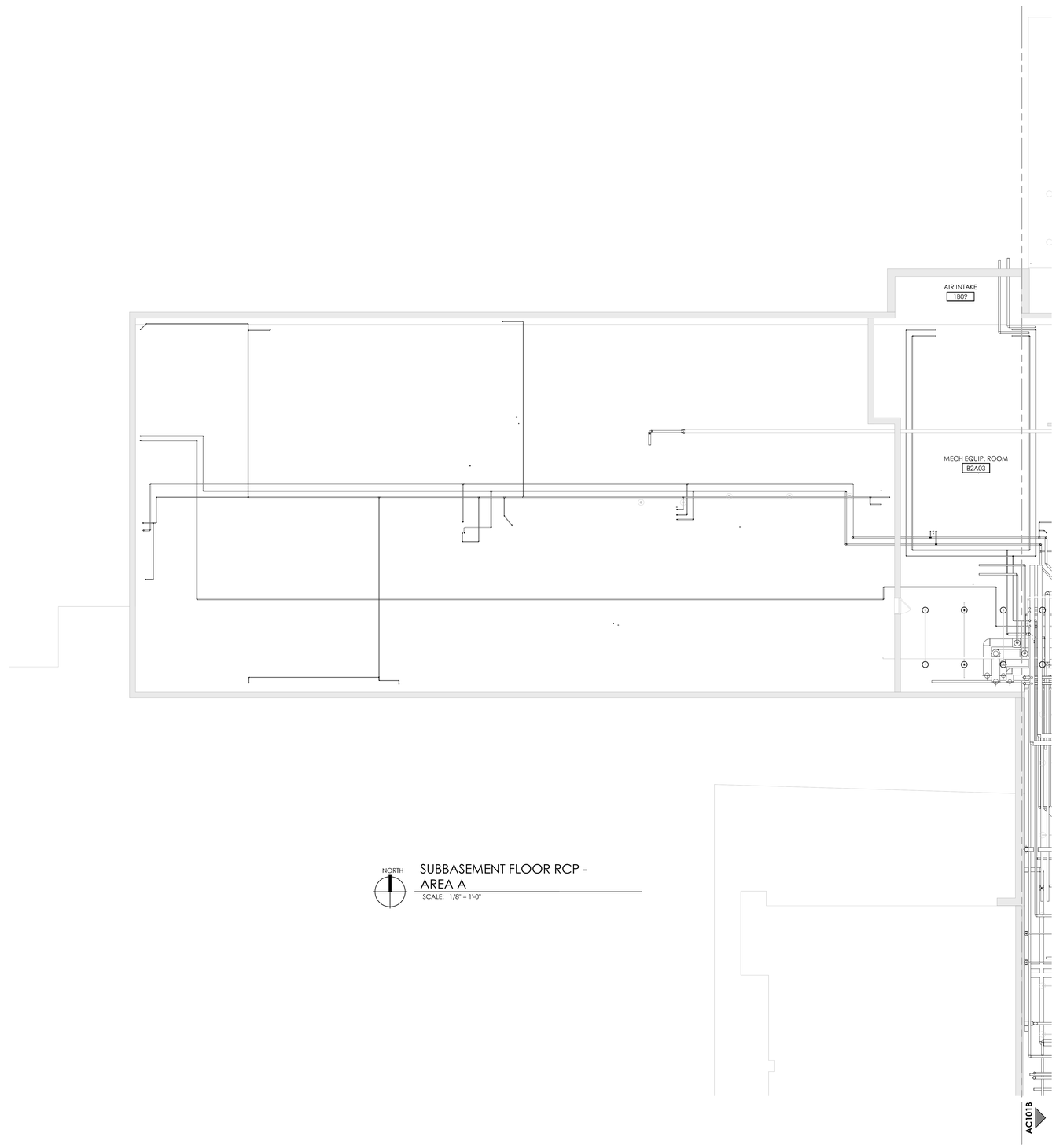

NORTH

SUBBASEMENT FLOOR RCP - AREA A

SCALE: 1/8" = 1'-0"

BID SET	05/04/2026
Revisions:	Date:

CONSULTANT

SEVEN GENERATIONS ARCHITECTURE + ENGINEERING
600 E. MICHIGAN AVE., SUITE B
KALAMAZOO, MI 49007
269-927-0144

SEVEN GENERATIONS architecture +engineering

DESIGNER OF RECORD

A/E:
DAVENERGY SOLUTIONS
2207 GARNET AVE, SUITE 1
SAN DIEGO, CA 22108
612-770-8552

DAVENERGY SOLUTIONS ENGINEERING | CONSTRUCTION MANAGEMENT

STAMP

05/04/2026

STATE OF MICHIGAN — MICHAEL HAWKINS — ARCHITECT — No. 3601013512 — LICENSED ARCHITECT

Office of Construction and Facilities Management

VA U.S. Department of Veterans Affairs

Drawing Title: SUB-BASEMENT REFLECTED CEILING PLAN - AREA A

Approved:

Phase: BID SET

-

Project Title: REPLACE AND EXPAND CHILLED WATER INFRASTRUCTURE, BUILDING 1 AND OPC

Location: FRESNO VA HOSPITAL, 2615 E. CLINTON AVE, FRESNO, CA 93703

Issue Date	Checked	Drawn
05/04/2026	MH	TC

Project Number: 570-20-308

Building Number: N/A

Drawing Number: AC101A

Autodesk Docs://220110 VA Fresno Chilled Water Infrastructure/220110 VA Fresno Chilled Water Infrastructure_ARCH-R23.rvt
5/4/2026 3:44:48 PM

VA FORM 08 - 6231

GENERAL NOTES - CEILING PLAN

1. CEILINGS IN ROOMS TO BE CENTERED.
2. ELECTRICAL AND MECHANICAL FIXTURES AND DUCTWORK ARE SHOWN FOR REFERENCE ONLY. REFER TO MECHANICAL AND ELECTRICAL DRAWINGS.
3. REFER TO FINISH SCHEDULE FOR CEILING FINISHES.

REFLECTED CEILING PLAN LEGEND

- AREAS TO BE NEW SUSPENDED ACOUSTIC TILE
- AREAS TO BE NEW FINISHED GYPSUM BOARD CEILING
- FLUORESCENT LIGHT FIXTURE - SEE ELECTRICAL DRAWINGS
- SUPPLY DIFFUSER - SEE MECHANICAL DRAWINGS
- RETURN AIR DIFFUSER - SEE MECHANICAL DRAWINGS
- EXHAUST DIFFUSER - SEE MECHANICAL DRAWINGS
- AREA NOT IN PROJECT SCOPE
- INDUSTRIAL LIGHT FIXTURE - SEE ELECTRICAL DRAWINGS
- CEILING MOUNTED EXIT SIGN - SEE ELECTRICAL DRAWINGS
- PENDANT LIGHT FIXTURE - SEE ELECTRICAL DRAWINGS
- RECESSED LIGHT FIXTURE - SEE ELECTRICAL DRAWINGS
- B-ST — CEILING HEIGHT ABOVE FINISHED FLOOR
- EXP — EXPOSED STRUCTURE
- EXIST — EXISTING CEILING HEIGHT - NO CHANGE
- VERIFY — CEILING HEIGHT ABOVE FINISHED FLOOR - MATCH EXISTING; FIELD VERIFY

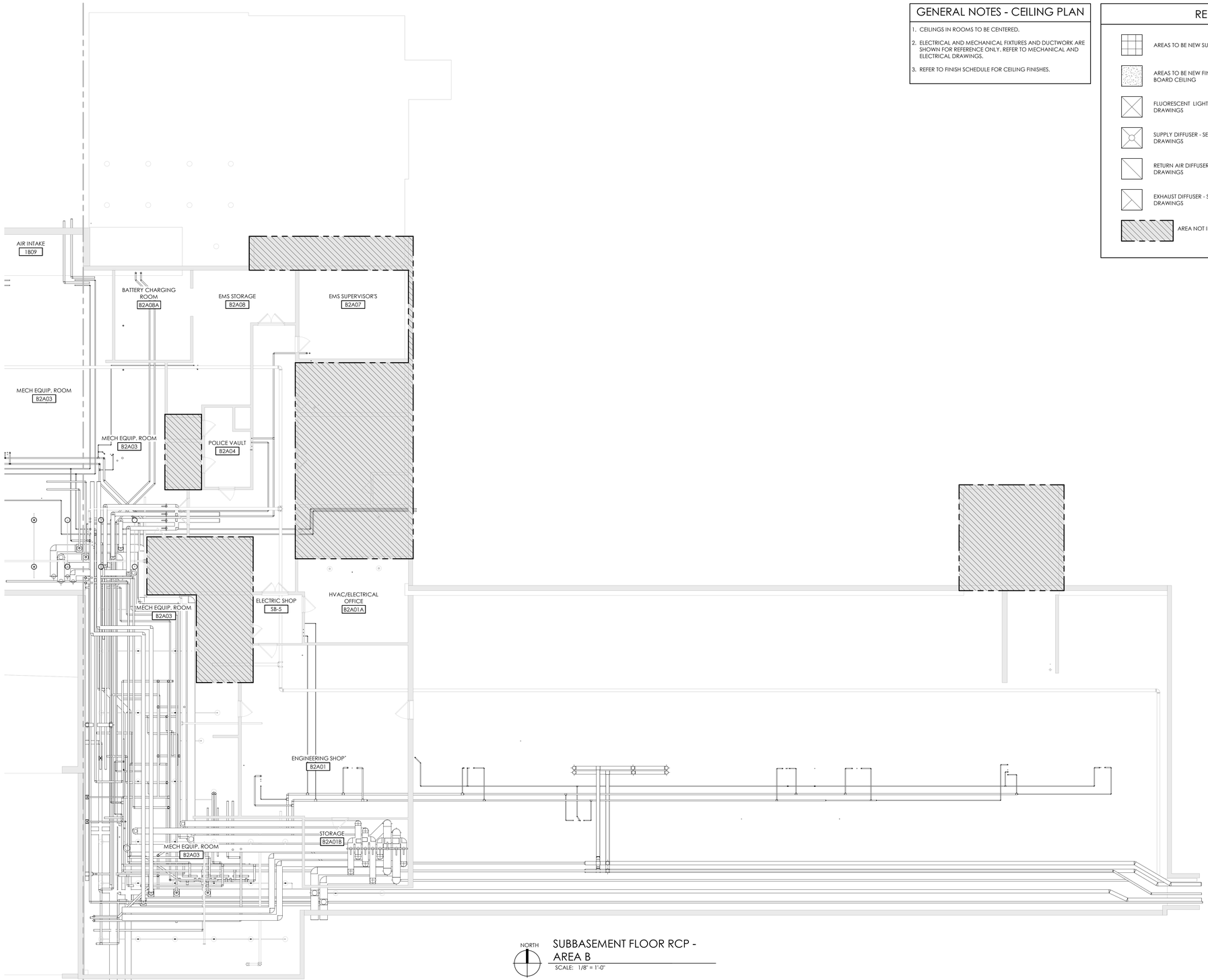

NORTH

SUBBASEMENT FLOOR RCP - AREA B

SCALE: 1/8" = 1'-0"

BID SET	05/04/2026
Revisions:	Date:

CONSULTANT

SEVEN GENERATIONS ARCHITECTURE + ENGINEERING
600 E. MICHIGAN AVE., SUITE B
KALAMAZOO, MI 49007
269-927-0144

SEVEN GENERATIONS architecture +engineering

DESIGNER OF RECORD

A/E:
DAVENERGY SOLUTIONS
2207 GARNET AVE, SUITE 1
SAN DIEGO, CA 22108
612-770-8552

DAVENERGY SOLUTIONS ENGINEERING | CONSTRUCTION MANAGEMENT

STAMP

STATE OF MICHIGAN — MICHAEL HAMAINNY — ARCHITECT — No. 38315312 — REGISTERED ARCHITECT
05/04/2026

Office of Construction and Facilities Management

VA U.S. Department of Veterans Affairs

Drawing Title	SUB-BASEMENT REFLECTED CEILING PLAN - AREA B
Phase	BID SET
Approved:	-
Project Title	REPLACE AND EXPAND CHILLED WATER INFRASTRUCTURE, BUILDING 1 AND OPC
Location	FRESNO VA HOSPITAL 2615 E. CLINTON AVE, FRESNO, CA 93703
Issue Date	05/04/2026
Checked	MH
Drawn	TC
Project Number	570-20-308
Building Number	N/A
Drawing Number	AC101B

Autodesk Docs://22010 VA Fresno Chilled Water Infrastructure/22010 VA Fresno Chilled Water Infrastructure_ARCH-R23.rvt
5/4/2026 3:44:58 PM

VA FORM 08 - 6231

GENERAL NOTES - CEILING PLAN

1. CEILINGS IN ROOMS TO BE CENTERED.
2. ELECTRICAL AND MECHANICAL FIXTURES AND DUCTWORK ARE SHOWN FOR REFERENCE ONLY. REFER TO MECHANICAL AND ELECTRICAL DRAWINGS.
3. REFER TO FINISH SCHEDULE FOR CEILING FINISHES.

REFLECTED CEILING PLAN LEGEND

- AREAS TO BE NEW SUSPENDED ACOUSTIC TILE
- AREAS TO BE NEW FINISHED GYPSUM BOARD CEILING
- FLUORESCENT LIGHT FIXTURE - SEE ELECTRICAL DRAWINGS
- SUPPLY DIFFUSER - SEE MECHANICAL DRAWINGS
- RETURN AIR DIFFUSER - SEE MECHANICAL DRAWINGS
- EXHAUST DIFFUSER - SEE MECHANICAL DRAWINGS
- AREA NOT IN PROJECT SCOPE
- INDUSTRIAL LIGHT FIXTURE - SEE ELECTRICAL DRAWINGS
- CEILING MOUNTED EXIT SIGN - SEE ELECTRICAL DRAWINGS
- PENDANT LIGHT FIXTURE - SEE ELECTRICAL DRAWINGS
- RECESSED LIGHT FIXTURE - SEE ELECTRICAL DRAWINGS
- B.O.F. — CEILING HEIGHT ABOVE FINISHED FLOOR
- EXP. — EXPOSED STRUCTURE
- EXIST. — EXISTING CEILING HEIGHT - NO CHANGE
- VERIFY — CEILING HEIGHT ABOVE FINISHED FLOOR - MATCH EXISTING; FIELD VERIFY

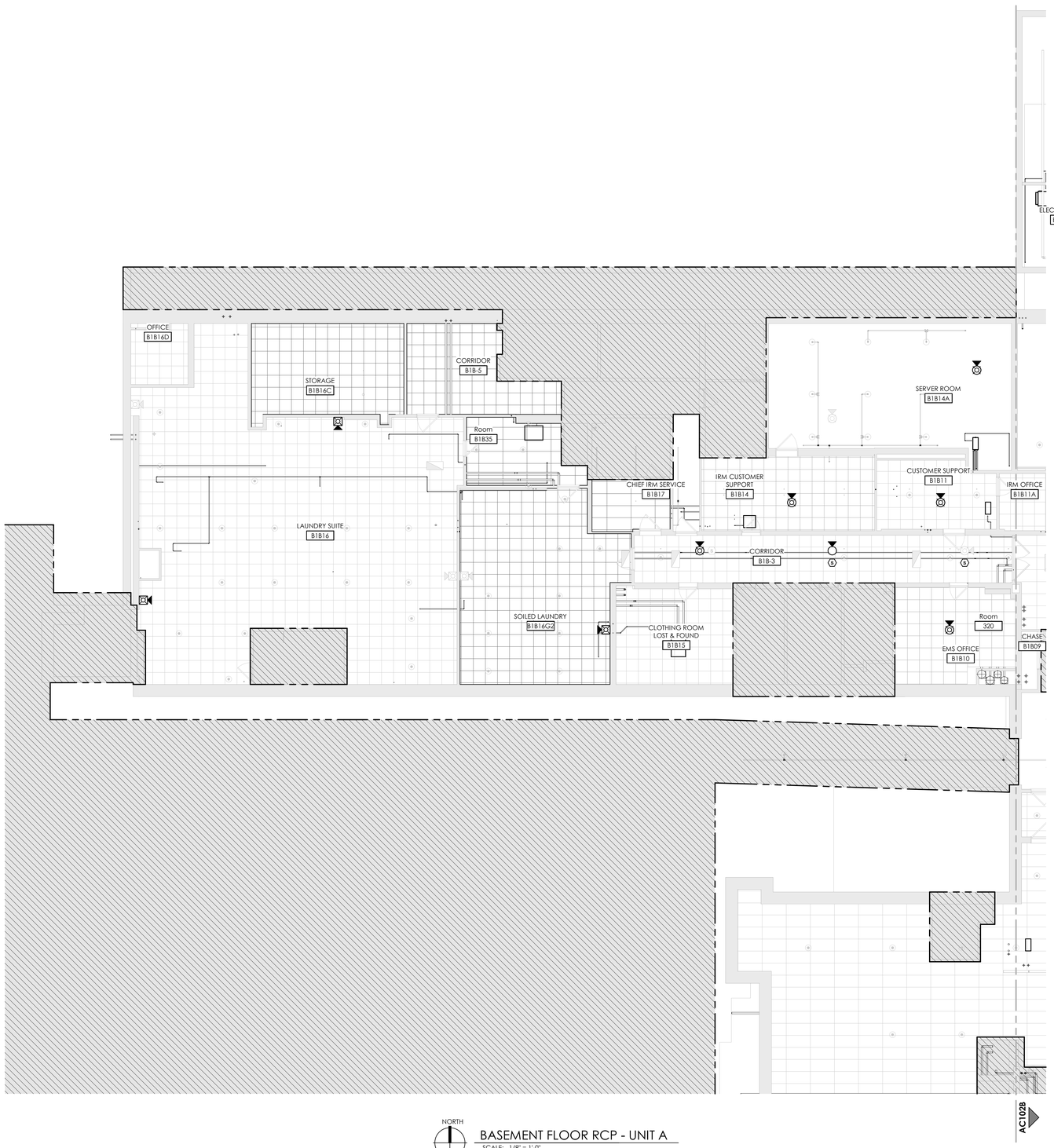

NORTH

BASEMENT FLOOR RCP - UNIT A

SCALE: 1/8" = 1'-0"

BID SET	05/04/2026
Revisions:	Date:

CONSULTANT

SEVEN GENERATIONS ARCHITECTURE + ENGINEERING
600 E. MICHIGAN AVE., SUITE B
KALAMAZOO, MI 49007
269-927-0144

SEVEN GENERATIONS architecture +engineering

DESIGNER OF RECORD

A/E:
DAVENERGY SOLUTIONS
2207 GARNET AVE, SUITE 1
SAN DIEGO, CA 22108
612-770-8552

DAVENERGY SOLUTIONS ENGINEERING | CONSTRUCTION MANAGEMENT

STAMP

STATE OF MICHIGAN — MICHAEL HANNINNY — ARCHITECT — No. 38315312 — REGISTERED ARCHITECT
05/04/2026

Office of Construction and Facilities Management

VA U.S. Department of Veterans Affairs

Drawing Title	BASEMENT REFLECTED CEILING PLAN - AREA A
Phase	BID SET
Project Title	REPLACE AND EXPAND CHILLED WATER INFRASTRUCTURE, BUILDING 1 AND OPC
Project Number	570-20-308
Building Number	N/A
Approved:	
-	
Location	FRESNO VA HOSPITAL 2615 E. CLINTON AVE, FRESNO, CA 93703
Issue Date	05/04/2026
Checked	MH
Drawn	TC
Drawing Number	AC102A

Autodesk Docs://222010 VA Fresno Chilled Water Infrastructure/222010 VA Fresno Chilled Water Infrastructure_ARCH-R23.rvt
5/4/2026 3:45:01 PM

VA FORM 08 - 6231

GENERAL NOTES - CEILING PLAN

1. CEILINGS IN ROOMS TO BE CENTERED.
2. ELECTRICAL AND MECHANICAL FIXTURES AND DUCTWORK ARE SHOWN FOR REFERENCE ONLY. REFER TO MECHANICAL AND ELECTRICAL DRAWINGS.
3. REFER TO FINISH SCHEDULE FOR CEILING FINISHES.

REFLECTED CEILING PLAN LEGEND

- AREAS TO BE NEW SUSPENDED ACOUSTIC TILE
- AREAS TO BE NEW FINISHED GYPSUM BOARD CEILING
- FLUORESCENT LIGHT FIXTURE - SEE ELECTRICAL DRAWINGS
- SUPPLY DIFFUSER - SEE MECHANICAL DRAWINGS
- RETURN AIR DIFFUSER - SEE MECHANICAL DRAWINGS
- EXHAUST DIFFUSER - SEE MECHANICAL DRAWINGS
- AREA NOT IN PROJECT SCOPE
- INDUSTRIAL LIGHT FIXTURE - SEE ELECTRICAL DRAWINGS
- CEILING MOUNTED EXIT SIGN - SEE ELECTRICAL DRAWINGS
- PENDANT LIGHT FIXTURE - SEE ELECTRICAL DRAWINGS
- RECESSED LIGHT FIXTURE - SEE ELECTRICAL DRAWINGS
- 8'-0" CEILING HEIGHT ABOVE FINISHED FLOOR
- EXP. EXPOSED STRUCTURE
- EXIST. EXISTING CEILING HEIGHT - NO CHANGE
- V.VERIFY CEILING HEIGHT ABOVE FINISHED FLOOR - MATCH EXISTING; FIELD VERIFY

ELECTRICAL VAULT B1B06
ELECTRICAL UPS B1B06A
Room B1B-8
MECHANICAL CLOSET B1B05
Room B1B-7
Room B1B-6
SERVER ROOM B1B14A
CUSTOMER SUPPORT B1B11
IRM OFFICE B1B11A
BIOMEDICAL ENGINEERING B1B07
CORRIDOR B1B-1
CORRIDOR B1B-2
CANTEEN STORAGE B1B02
MECHANICAL B1A03
Room 320
CHASE B1B09
EMS OFFICE B1B10
PASSENGER ELEVATOR P-1
CORRIDOR B1A-2
CHEMICAL STORAGE B1A04
ELEVATOR LOBBY P-3
PASSENGER ELEVATOR P-2
LAUNDRY CHUTE B1A02
KITHCEN PREPARATION AREA
NUTRITION & FOOD KITCHEN B1A08
TELECOMMUNICATION OFFICE B1A13
VESTIBULE B1A01.4
CORRIDOR B1A-1
KITCHEN DISHWASH AREA
COLD BOX 1 CHEFS
EAT PREP. B1A10
COLD BOX 5
SUITE B1A01
DRY STORES
CORRIDOR B1A-4
CORRIDOR B1A-3
OFFICE B1A01A
OFFICE B1A01.1
HEALTH INFORMATION MANAGEMENT 1A85
TELE B1A01.2
TELEPHONE OPERATORS B1A12
COLD BOX 7 PRE-PREP
REFRIG. REFRIG.
AC102A

NORTH

BASEMENT FLOOR RCP - UNIT B
SCALE: 1/8" = 1'-0"

BID SET	05/04/2026
Revisions:	Date:

CONSULTANT

SEVEN GENERATIONS ARCHITECTURE + ENGINEERING
600 E. MICHIGAN AVE., SUITE B
KALAMAZOO, MI 49007
269-927-0144

SEVEN GENERATIONS architecture +engineering

DESIGNER OF RECORD

A/E:
DAVENERGY SOLUTIONS
2207 GARNET AVE, SUITE 1
SAN DIEGO, CA 22108
612-770-8552

DAVENERGY SOLUTIONS ENGINEERING | CONSTRUCTION MANAGEMENT

STAMP

05/04/2026
STATE OF MICHIGAN MICHAEL HANARNY ARCHITECT No. 38151312 REGISTERED ARCHITECT

Office of Construction and Facilities Management

VA U.S. Department of Veterans Affairs

Drawing Title: BASEMENT REFLECTED CEILING PLAN - AREA B	Phase: BID SET	Project Title: REPLACE AND EXPAND CHILLED WATER INFRASTRUCTURE, BUILDING 1 AND OPC	Project Number: 570-20-308
Approved:	-	Location: FRESNO VA HOSPITAL 2615 E. CLINTON AVE, FRESNO, CA 93703	Building Number: N/A
		Issue Date: 05/04/2026 / Checked: MH / Drawn: TC	Drawing Number: AC102B

Autodesk Docs://222010 VA Fresno Chilled Water Infrastructure/222010 VA Fresno Chilled Water Infrastructure_ARCH-R23.rvt
5/4/2026 3:45:08 PM

VA FORM 08 - 6231

GENERAL NOTES - CEILING PLAN

1. CEILINGS IN ROOMS TO BE CENTERED.
2. ELECTRICAL AND MECHANICAL FIXTURES AND DUCTWORK ARE SHOWN FOR REFERENCE ONLY. REFER TO MECHANICAL AND ELECTRICAL DRAWINGS.
3. REFER TO FINISH SCHEDULE FOR CEILING FINISHES.

REFLECTED CEILING PLAN LEGEND

- AREAS TO BE NEW SUSPENDED ACOUSTIC TILE
- AREAS TO BE NEW FINISHED GYPSUM BOARD CEILING
- FLUORESCENT LIGHT FIXTURE - SEE ELECTRICAL DRAWINGS
- SUPPLY DIFFUSER - SEE MECHANICAL DRAWINGS
- RETURN AIR DIFFUSER - SEE MECHANICAL DRAWINGS
- EXHAUST DIFFUSER - SEE MECHANICAL DRAWINGS
- AREA NOT IN PROJECT SCOPE
- INDUSTRIAL LIGHT FIXTURE - SEE ELECTRICAL DRAWINGS
- CEILING MOUNTED EXIT SIGN - SEE ELECTRICAL DRAWINGS
- PENDANT LIGHT FIXTURE - SEE ELECTRICAL DRAWINGS
- RECESSED LIGHT FIXTURE - SEE ELECTRICAL DRAWINGS
- 8'-0" CEILING HEIGHT ABOVE FINISHED FLOOR
- EXP. EXPOSED STRUCTURE
- EXIST. EXISTING CEILING HEIGHT - NO CHANGE
- VERIFY CEILING HEIGHT ABOVE FINISHED FLOOR - MATCH EXISTING; FIELD VERIFY

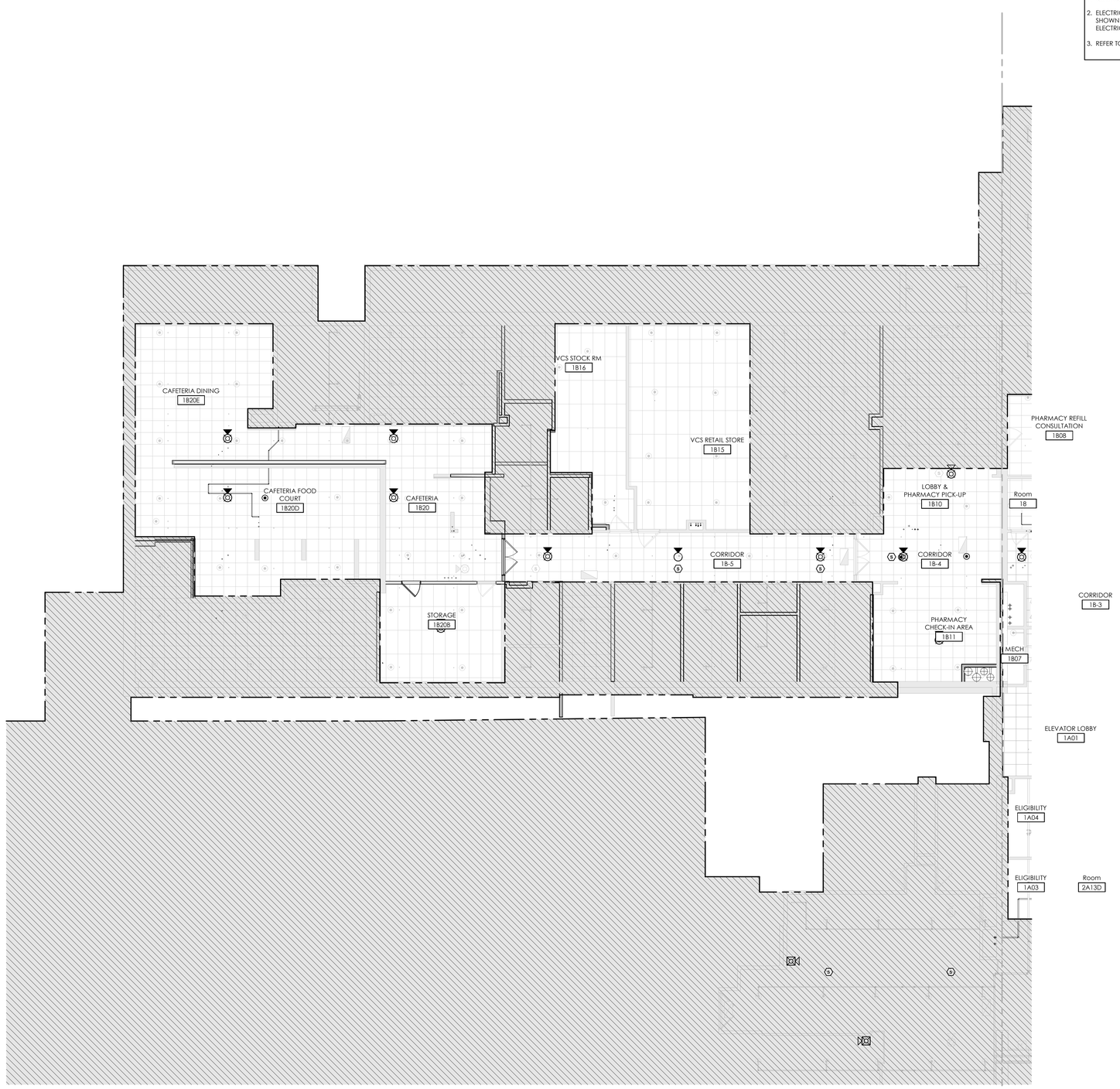

NORTH

1ST FLOOR RCP - UNIT A

SCALE: 1/8" = 1'-0"

BID SET	05/04/2026
Revisions:	Date:

CONSULTANT

SEVEN GENERATIONS ARCHITECTURE + ENGINEERING
600 E. MICHIGAN AVE., SUITE B
KALAMAZOO, MI 49007
269-927-0144

SEVEN GENERATIONS architecture +engineering

DESIGNER OF RECORD

A/E:
DAVENERGY SOLUTIONS
2207 GARNET AVE, SUITE 1
SAN DIEGO, CA 22108
612-770-8552

DAVENERGY SOLUTIONS ENGINEERING | CONSTRUCTION MANAGEMENT

STAMP

05/04/2026

STATE OF MICHIGAN MICHAEL HAWARRY ARCHITECT No. 38315312 LICENSED ARCHITECT

Office of Construction and Facilities Management

VA U.S. Department of Veterans Affairs

Drawing Title	Phase	Project Title	Project Number
FIRST FLOOR REFELECTED CEILING PLAN - AREA A	BID SET	REPLACE AND EXPAND CHILLED WATER INFRASTRUCTURE, BUILDING 1 AND OPC	570-20-308
Approved:	-	Location: FRESNO VA HOSPITAL, 2615 E. CLINTON AVE, FRESNO, CA 93703	Building Number: N/A
		Issue Date: 05/04/2026; Checked: MH; Drawn: TC	Drawing Number: AC103A

VA FORM 08 - 6231

Autodesk Docs://222010 VA Fresno Chilled Water Infrastructure/222010 VA Fresno Chilled Water Infrastructure_ARCH-R23.rvt

5/4/2026 3:45:13 PM

GENERAL NOTES - CEILING PLAN

1. CEILINGS IN ROOMS TO BE CENTERED.
2. ELECTRICAL AND MECHANICAL FIXTURES AND DUCTWORK ARE SHOWN FOR REFERENCE ONLY. REFER TO MECHANICAL AND ELECTRICAL DRAWINGS.
3. REFER TO FINISH SCHEDULE FOR CEILING FINISHES.

REFLECTED CEILING PLAN LEGEND

- AREAS TO BE NEW SUSPENDED ACOUSTIC TILE
- AREAS TO BE NEW FINISHED GYPSUM BOARD CEILING
- FLUORESCENT LIGHT FIXTURE - SEE ELECTRICAL DRAWINGS
- SUPPLY DIFFUSER - SEE MECHANICAL DRAWINGS
- RETURN AIR DIFFUSER - SEE MECHANICAL DRAWINGS
- EXHAUST DIFFUSER - SEE MECHANICAL DRAWINGS
- AREA NOT IN PROJECT SCOPE
- INDUSTRIAL LIGHT FIXTURE - SEE ELECTRICAL DRAWINGS
- CEILING MOUNTED EXIT SIGN - SEE ELECTRICAL DRAWINGS
- PENDANT LIGHT FIXTURE - SEE ELECTRICAL DRAWINGS
- RECESSED LIGHT FIXTURE - SEE ELECTRICAL DRAWINGS
- 8'-0" CEILING HEIGHT ABOVE FINISHED FLOOR
- EXP EXPOSED STRUCTURE
- EXIST EXISTING CEILING HEIGHT - NO CHANGE
- VERIFY CEILING HEIGHT ABOVE FINISHED FLOOR - MATCH EXISTING; FIELD VERIFY

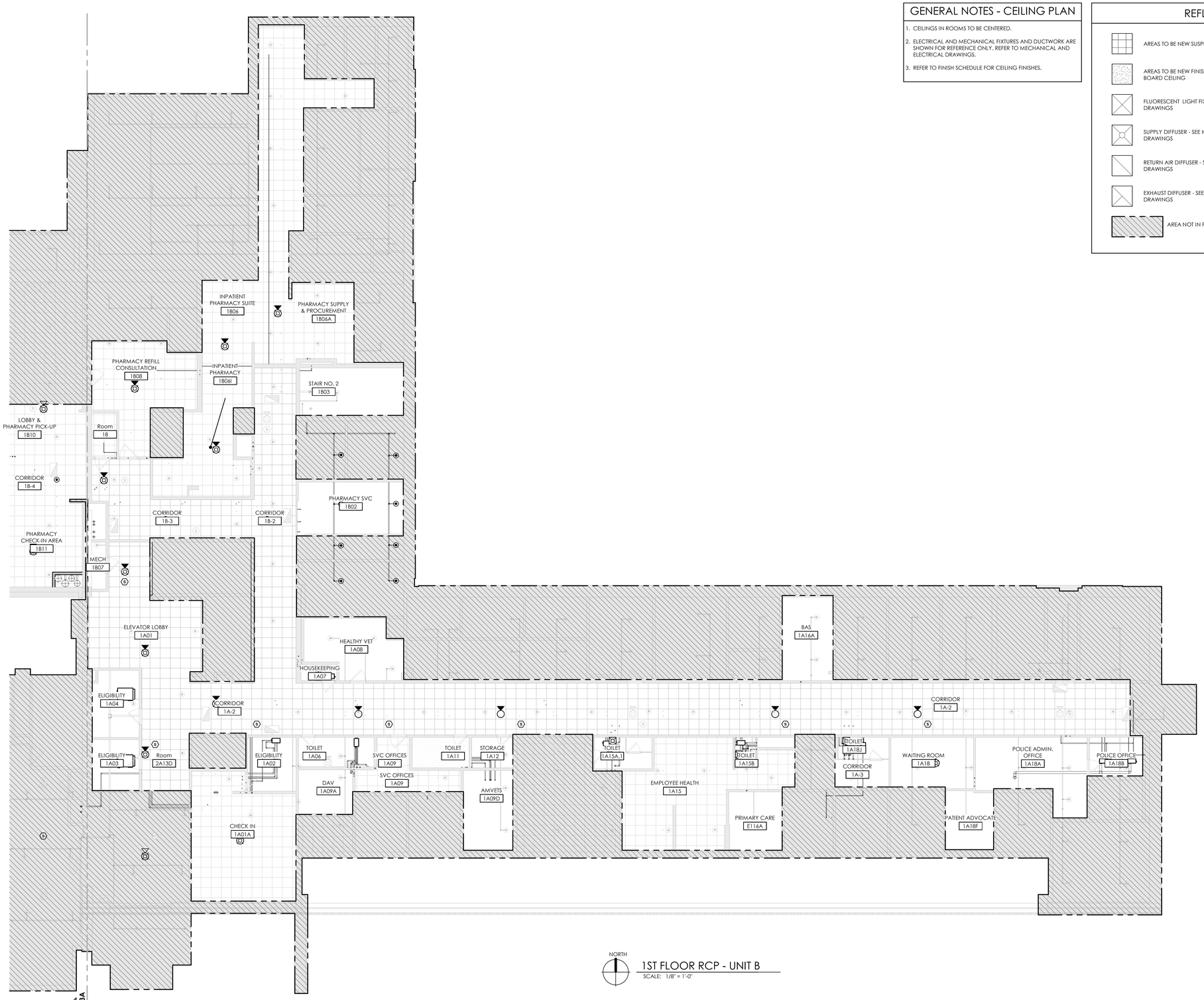

NORTH

1ST FLOOR RCP - UNIT B
SCALE: 1/8" = 1'-0"

BID SET	05/04/2026
Revisions:	Date:

CONSULTANT

SEVEN GENERATIONS ARCHITECTURE + ENGINEERING
600 E. MICHIGAN AVE., SUITE B
KALAMAZOO, MI 49007
269-927-0144

SEVEN GENERATIONS architecture +engineering

DESIGNER OF RECORD

A/E:
DAVENERGY SOLUTIONS
2207 GARNET AVE, SUITE 1
SAN DIEGO, CA 22108
612-770-8552

DAVENERGY SOLUTIONS ENGINEERING | CONSTRUCTION MANAGEMENT

STAMP

05/04/2026
STATE OF MICHIGAN
MICHAEL HANAWAY
ARCHITECT
No. 3801051Z
REGISTERED ARCHITECT

Office of Construction and Facilities Management

VA U.S. Department of Veterans Affairs

Drawing Title	FIRST FLOOR REFELECTED CEILING PLAN - AREA B
Phase	BID SET
Approved:	-
Project Title	REPLACE AND EXPAND CHILLED WATER INFRASTRUCTURE, BUILDING 1 AND OPC
Location	FRESNO VA HOSPITAL 2615 E. CLINTON AVE, FRESNO, CA 93703
Issue Date	05/04/2026
Checked	MH
Drawn	TC
Project Number	570-20-308
Building Number	N/A
Drawing Number	AC103B

Autodesk Docs://222010 VA Fresno Chilled Water Infrastructure/222010 VA Fresno Chilled Water Infrastructure_ARCH-R23.rvt
5/4/2026 3:45:21 PM

VA FORM 08 - 6231

GENERAL NOTES - CEILING PLAN

1. CEILINGS IN ROOMS TO BE CENTERED.
2. ELECTRICAL AND MECHANICAL FIXTURES AND DUCTWORK ARE SHOWN FOR REFERENCE ONLY. REFER TO MECHANICAL AND ELECTRICAL DRAWINGS.
3. REFER TO FINISH SCHEDULE FOR CEILING FINISHES.

REFLECTED CEILING PLAN LEGEND

- AREAS TO BE NEW SUSPENDED ACOUSTIC TILE
- AREAS TO BE NEW FINISHED GYPSUM BOARD CEILING
- FLUORESCENT LIGHT FIXTURE - SEE ELECTRICAL DRAWINGS
- SUPPLY DIFFUSER - SEE MECHANICAL DRAWINGS
- RETURN AIR DIFFUSER - SEE MECHANICAL DRAWINGS
- EXHAUST DIFFUSER - SEE MECHANICAL DRAWINGS
- AREA NOT IN PROJECT SCOPE
- INDUSTRIAL LIGHT FIXTURE - SEE ELECTRICAL DRAWINGS
- CEILING MOUNTED EXIT SIGN - SEE ELECTRICAL DRAWINGS
- PENDANT LIGHT FIXTURE - SEE ELECTRICAL DRAWINGS
- RECESSED LIGHT FIXTURE - SEE ELECTRICAL DRAWINGS
- 8'-0" — CEILING HEIGHT ABOVE FINISHED FLOOR
- EXP. — EXPOSED STRUCTURE
- EXIST. — EXISTING CEILING HEIGHT - NO CHANGE
- VERIFY — CEILING HEIGHT ABOVE FINISHED FLOOR - MATCH EXISTING; FIELD VERIFY

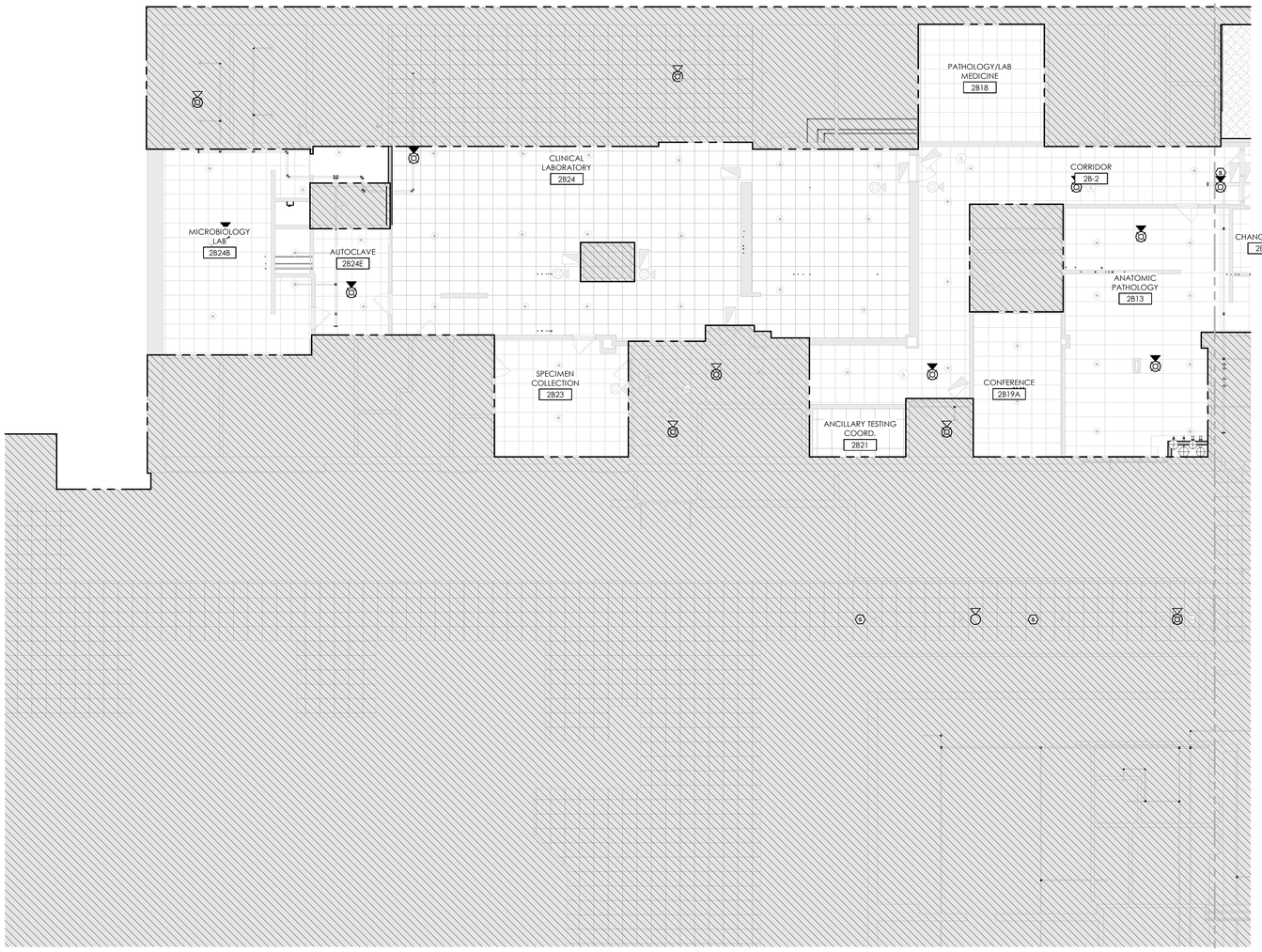

NORTH

2ND FLOOR RCP - UNIT A

SCALE: 1/8" = 1'-0"

BID SET	05/04/2026
Revisions:	Date:

CONSULTANT

SEVEN GENERATIONS ARCHITECTURE + ENGINEERING
600 E. MICHIGAN AVE., SUITE B
KALAMAZOO, MI 49007
269-927-0144

SEVEN GENERATIONS architecture +engineering

DESIGNER OF RECORD

A/E:
DAVENERGY SOLUTIONS
2207 GARNET AVE, SUITE 1
SAN DIEGO, CA 22108
612-770-8552

DAVENERGY SOLUTIONS ENGINEERING | CONSTRUCTION MANAGEMENT

STAMP

05/04/2026

STATE OF MICHIGAN — MICHAEL HANNINNY — ARCHITECT — No. 38515312 — LICENSED ARCHITECT

Office of Construction and Facilities Management

VA U.S. Department of Veterans Affairs

Drawing Title: SECOND FLOOR REFLECTED CEILING PLAN - AREA A	Phase: BID SET	Project Title: REPLACE AND EXPAND CHILLED WATER INFRASTRUCTURE, BUILDING 1 AND OPC	Project Number: 570-20-308
			Building Number: N/A
Approved:	-	Location: FRESNO VA HOSPITAL, 2615 E. CLINTON AVE, FRESNO, CA 93703	Drawing Number: AC104A
		Issue Date: 05/04/2026 / Checked: MH / Drawn: TC	

Autodesk Docs://222010 VA Fresno Chilled Water Infrastructure/222010 VA Fresno Chilled Water Infrastructure_ARCH-R23.rvt
5/4/2026 3:45:24 PM

VA FORM 08 - 6231

GENERAL NOTES - CEILING PLAN

1. CEILINGS IN ROOMS TO BE CENTERED.
2. ELECTRICAL AND MECHANICAL FIXTURES AND DUCTWORK ARE SHOWN FOR REFERENCE ONLY. REFER TO MECHANICAL AND ELECTRICAL DRAWINGS.
3. REFER TO FINISH SCHEDULE FOR CEILING FINISHES.

REFLECTED CEILING PLAN LEGEND

- AREAS TO BE NEW SUSPENDED ACOUSTIC TILE
- AREAS TO BE NEW FINISHED GYPSUM BOARD CEILING
- FLUORESCENT LIGHT FIXTURE - SEE ELECTRICAL DRAWINGS
- SUPPLY DIFFUSER - SEE MECHANICAL DRAWINGS
- RETURN AIR DIFFUSER - SEE MECHANICAL DRAWINGS
- EXHAUST DIFFUSER - SEE MECHANICAL DRAWINGS
- AREA NOT IN PROJECT SCOPE
- INDUSTRIAL LIGHT FIXTURE - SEE ELECTRICAL DRAWINGS
- CEILING MOUNTED EXIT SIGN - SEE ELECTRICAL DRAWINGS
- PENDANT LIGHT FIXTURE - SEE ELECTRICAL DRAWINGS
- RECESSED LIGHT FIXTURE - SEE ELECTRICAL DRAWINGS
- 8'-0" CEILING HEIGHT ABOVE FINISHED FLOOR
- EXP. EXPOSED STRUCTURE
- EXIST. EXISTING CEILING HEIGHT - NO CHANGE
- VERIFY CEILING HEIGHT ABOVE FINISHED FLOOR - MATCH EXISTING; FIELD VERIFY

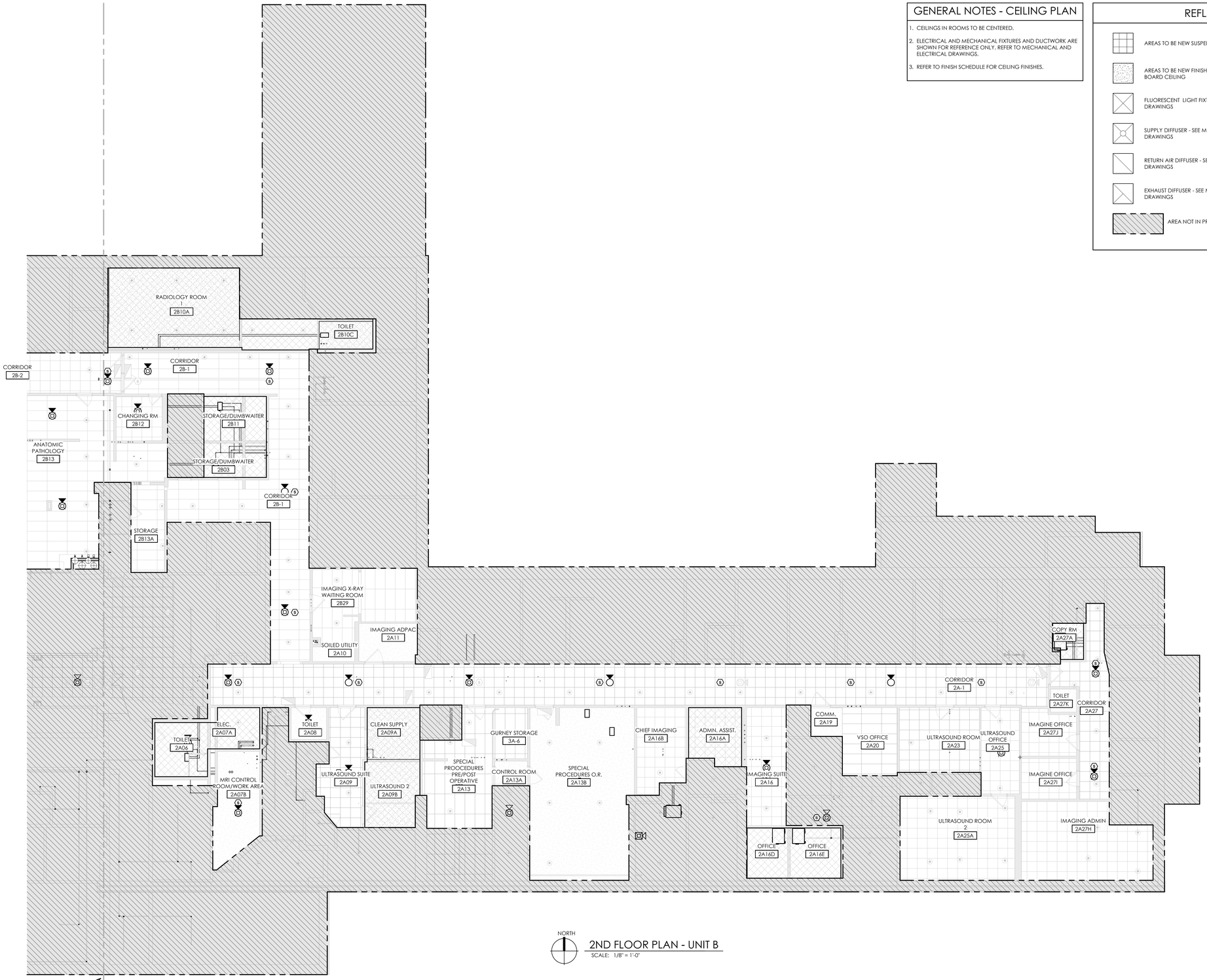

NORTH

2ND FLOOR PLAN - UNIT B

SCALE: 1/8" = 1'-0"

BID SET	05/04/2026
Revisions:	Date:

CONSULTANT

SEVEN GENERATIONS ARCHITECTURE + ENGINEERING
600 E. MICHIGAN AVE., SUITE B
KALAMAZOO, MI 49007
269-927-0144

SEVEN GENERATIONS architecture +engineering

DESIGNER OF RECORD

A/E:
DAVENERGY SOLUTIONS
2207 GARNET AVE, SUITE 1
SAN DIEGO, CA 22108
612-770-8552

DAVENERGY SOLUTIONS ENGINEERING | CONSTRUCTION MANAGEMENT

STAMP

05/04/2026
STATE OF MICHIGAN
MICHAEL HAWARNY
ARCHITECT
No. 3601053112
LICENSED ARCHITECT

Office of Construction and Facilities Management

VA U.S. Department of Veterans Affairs

Drawing Title
SECOND FLOOR REFLECTED CEILING PLAN - AREA B

Approved:

Phase
BID SET

-

Project Title
REPLACE AND EXPAND CHILLED WATER INFRASTRUCTURE, BUILDING 1 AND OPC

Location
FRESNO VA HOSPITAL
2615 E. CLINTON AVE, FRESNO, CA 93703

Issue Date	Checked	Drawn
05/04/2026	MH	TC

Project Number
570-20-308

Building Number
N/A

Drawing Number
AC104B

Autodesk Docs://220310 VA Fresno Chilled Water Infrastructure/220310 VA Fresno Chilled Water Infrastructure_ARCH-R23.rvt
5/4/2026 3:45:30 PM

GENERAL NOTES - CEILING PLAN

1. CEILINGS IN ROOMS TO BE CENTERED.
2. ELECTRICAL AND MECHANICAL FIXTURES AND DUCTWORK ARE SHOWN FOR REFERENCE ONLY. REFER TO MECHANICAL AND ELECTRICAL DRAWINGS.
3. REFER TO FINISH SCHEDULE FOR CEILING FINISHES.

REFLECTED CEILING PLAN LEGEND

- AREAS TO BE NEW SUSPENDED ACOUSTIC TILE
- AREAS TO BE NEW FINISHED GYPSUM BOARD CEILING
- FLUORESCENT LIGHT FIXTURE - SEE ELECTRICAL DRAWINGS
- SUPPLY DIFFUSER - SEE MECHANICAL DRAWINGS
- RETURN AIR DIFFUSER - SEE MECHANICAL DRAWINGS
- EXHAUST DIFFUSER - SEE MECHANICAL DRAWINGS
- AREA NOT IN PROJECT SCOPE
- INDUSTRIAL LIGHT FIXTURE - SEE ELECTRICAL DRAWINGS
- CEILING MOUNTED EXIT SIGN - SEE ELECTRICAL DRAWINGS
- PENDANT LIGHT FIXTURE - SEE ELECTRICAL DRAWINGS
- RECESSED LIGHT FIXTURE - SEE ELECTRICAL DRAWINGS
- 8'-0" CEILING HEIGHT ABOVE FINISHED FLOOR
- EXP EXPOSED STRUCTURE
- EXIST EXISTING CEILING HEIGHT - NO CHANGE
- V.VERIFY CEILING HEIGHT ABOVE FINISHED FLOOR - MATCH EXISTING; FIELD VERIFY

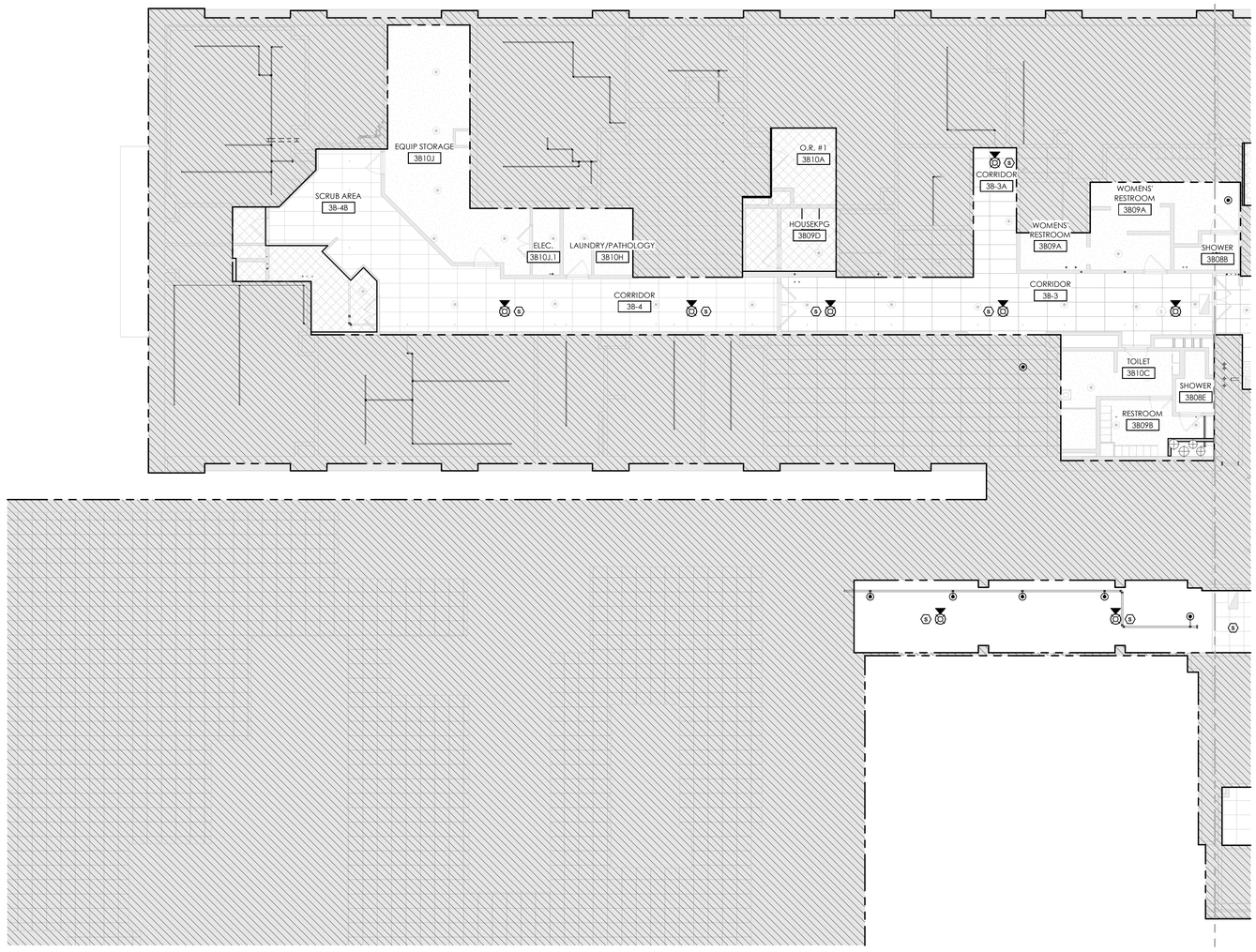

NORTH

3RD FLOOR RCP - UNIT A

SCALE: 1/8" = 1'-0"

BID SET	05/04/2026
Revisions:	Date:

CONSULTANT

SEVEN GENERATIONS ARCHITECTURE + ENGINEERING
600 E. MICHIGAN AVE., SUITE B
KALAMAZOO, MI 49007
269-927-0144

SEVEN GENERATIONS architecture +engineering

DESIGNER OF RECORD

A/E:
DAVENERGY SOLUTIONS
2207 GARNET AVE, SUITE 1
SAN DIEGO, CA 22108
612-770-8552

DAVENERGY SOLUTIONS ENGINEERING | CONSTRUCTION MANAGEMENT

STAMP

05/04/2026
STATE OF MICHIGAN
MICHAEL HAWANNY
ARCHITECT
No. 3851312
LICENSED ARCHITECT

Office of Construction and Facilities Management

VA U.S. Department of Veterans Affairs

Drawing Title: THIRD FLOOR REFLECTED CEILING PLAN - AREA A	Phase: BID SET	Project Title: REPLACE AND EXPAND CHILLED WATER INFRASTRUCTURE, BUILDING 1 AND OPC	Project Number: 570-20-308
Approved:	-	Location: FRESNO VA HOSPITAL, 2615 E. CLINTON AVE, FRESNO, CA 93703	Building Number: N/A
		Issue Date: 05/04/2026 / Checked: MH / Drawn: TC	Drawing Number: AC105A

Autodesk Docs://222010 VA Fresno Chilled Water Infrastructure/222010 VA Fresno Chilled Water Infrastructure_ARCH-R23.rvt
5/4/2026 3:45:33 PM

VA FORM 08 - 6231

GENERAL NOTES - CEILING PLAN

1. CEILINGS IN ROOMS TO BE CENTERED.
2. ELECTRICAL AND MECHANICAL FIXTURES AND DUCTWORK ARE SHOWN FOR REFERENCE ONLY. REFER TO MECHANICAL AND ELECTRICAL DRAWINGS.
3. REFER TO FINISH SCHEDULE FOR CEILING FINISHES.

REFLECTED CEILING PLAN LEGEND

- AREAS TO BE NEW SUSPENDED ACOUSTIC TILE
- AREAS TO BE NEW FINISHED GYPSUM BOARD CEILING
- FLUORESCENT LIGHT FIXTURE - SEE ELECTRICAL DRAWINGS
- SUPPLY DIFFUSER - SEE MECHANICAL DRAWINGS
- RETURN AIR DIFFUSER - SEE MECHANICAL DRAWINGS
- EXHAUST DIFFUSER - SEE MECHANICAL DRAWINGS
- AREA NOT IN PROJECT SCOPE
- INDUSTRIAL LIGHT FIXTURE - SEE ELECTRICAL DRAWINGS
- CEILING MOUNTED EXIT SIGN - SEE ELECTRICAL DRAWINGS
- PENDANT LIGHT FIXTURE - SEE ELECTRICAL DRAWINGS
- RECESSED LIGHT FIXTURE - SEE ELECTRICAL DRAWINGS
- 8'-0" — CEILING HEIGHT ABOVE FINISHED FLOOR
- EXP. — EXPOSED STRUCTURE
- EXIST. — EXISTING CEILING HEIGHT - NO CHANGE
- VERIFY — CEILING HEIGHT ABOVE FINISHED FLOOR - MATCH EXISTING; FIELD VERIFY

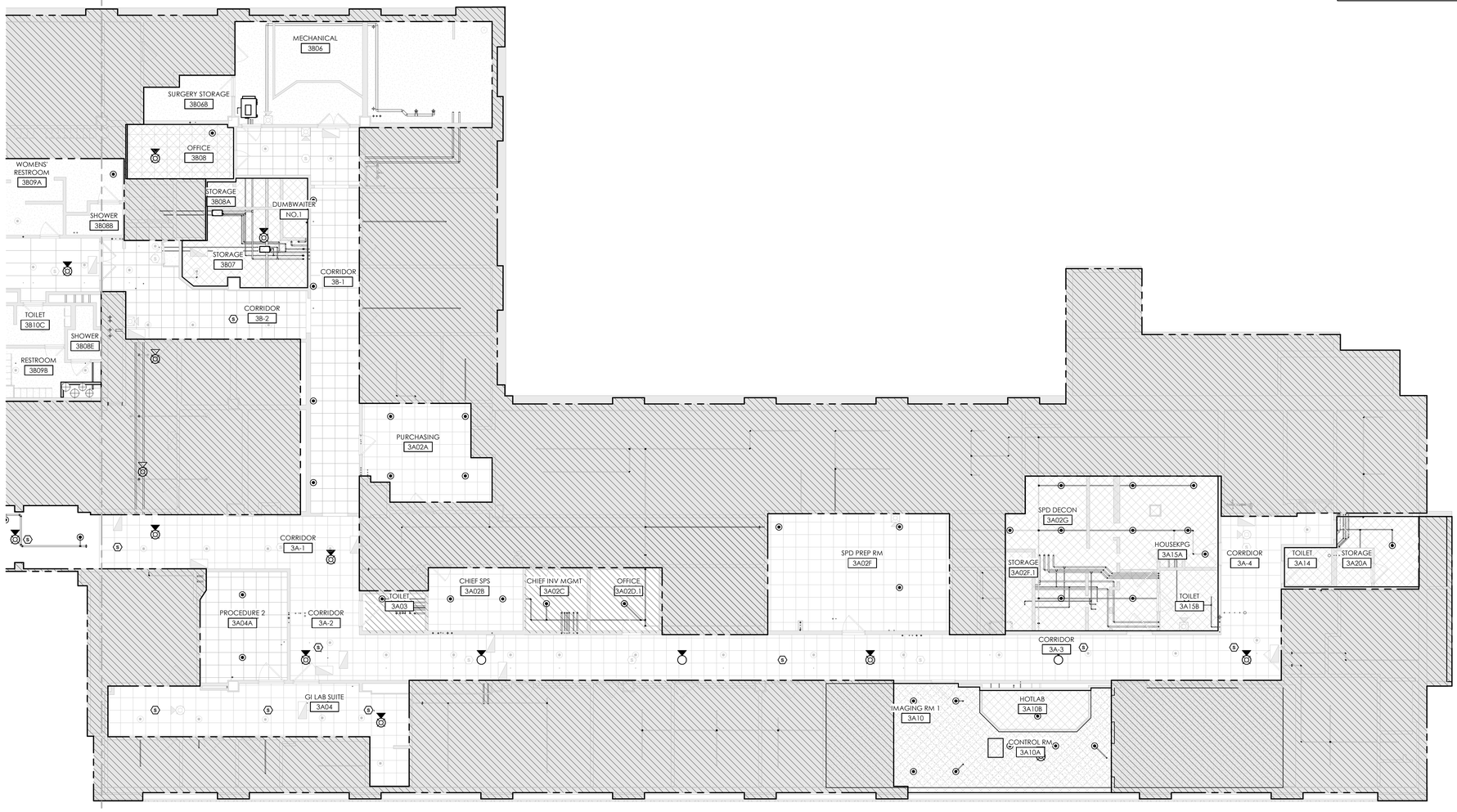

NORTH

3RD FINISH FLOOR TOP OF ROOF SLAB - AREA B

SCALE: 1/8" = 1'-0"

AC105A

5/4/2026 3:45:38 PM

Autodesk Docs://222010 VA Fresno Chilled Water Infrastructure/222010 VA Fresno Chilled Water Infrastructure_ARCH-R23.rvt

BID SET	05/04/2026
Revisions:	Date:

CONSULTANT

SEVEN GENERATIONS ARCHITECTURE + ENGINEERING
600 E. MICHIGAN AVE., SUITE B
KALAMAZOO, MI 49007
269-927-0144

SEVEN GENERATIONS architecture +engineering

DESIGNER OF RECORD

A/E:
DAVENERGY SOLUTIONS
2207 GARNET AVE, SUITE 1
SAN DIEGO, CA 22108
612-770-8552

DAVENERGY SOLUTIONS ENGINEERING | CONSTRUCTION MANAGEMENT

STAMP

05/04/2026
STATE OF MICHIGAN — MICHAEL HAWARNY — ARCHITECT — No. 38315312 — REGISTERED ARCHITECT

Office of Construction and Facilities Management

VA U.S. Department of Veterans Affairs

Drawing Title: THIRD FLOOR REFLECTED CEILING PLAN - AREA B	Phase: BID SET	Project Title: REPLACE AND EXPAND CHILLED WATER INFRASTRUCTURE, BUILDING 1 AND OPC	Project Number: 570-20-308
Approved:	-	Location: FRESNO VA HOSPITAL, 2615 E. CLINTON AVE, FRESNO, CA 93703	Building Number: N/A
		Issue Date: 05/04/2026 / Checked: MH / Drawn: TC	Drawing Number: AC105B

VA FORM 08 - 6231

GENERAL NOTES - CEILING PLAN

1. CEILINGS IN ROOMS TO BE CENTERED.
2. ELECTRICAL AND MECHANICAL FIXTURES AND DUCTWORK ARE SHOWN FOR REFERENCE ONLY. REFER TO MECHANICAL AND ELECTRICAL DRAWINGS.
3. REFER TO FINISH SCHEDULE FOR CEILING FINISHES.

REFLECTED CEILING PLAN LEGEND

- AREAS TO BE NEW SUSPENDED ACOUSTIC TILE
- AREAS TO BE NEW FINISHED GYPSUM BOARD CEILING
- FLUORESCENT LIGHT FIXTURE - SEE ELECTRICAL DRAWINGS
- SUPPLY DIFFUSER - SEE MECHANICAL DRAWINGS
- RETURN AIR DIFFUSER - SEE MECHANICAL DRAWINGS
- EXHAUST DIFFUSER - SEE MECHANICAL DRAWINGS
- AREA NOT IN PROJECT SCOPE
- INDUSTRIAL LIGHT FIXTURE - SEE ELECTRICAL DRAWINGS
- CEILING MOUNTED EXIT SIGN - SEE ELECTRICAL DRAWINGS
- PENDANT LIGHT FIXTURE - SEE ELECTRICAL DRAWINGS
- RECESSED LIGHT FIXTURE - SEE ELECTRICAL DRAWINGS
- 8'-0" CEILING HEIGHT ABOVE FINISHED FLOOR
- EXP EXPOSED STRUCTURE
- EXIST EXISTING CEILING HEIGHT - NO CHANGE
- VERIFY CEILING HEIGHT ABOVE FINISHED FLOOR - MATCH EXISTING; FIELD VERIFY

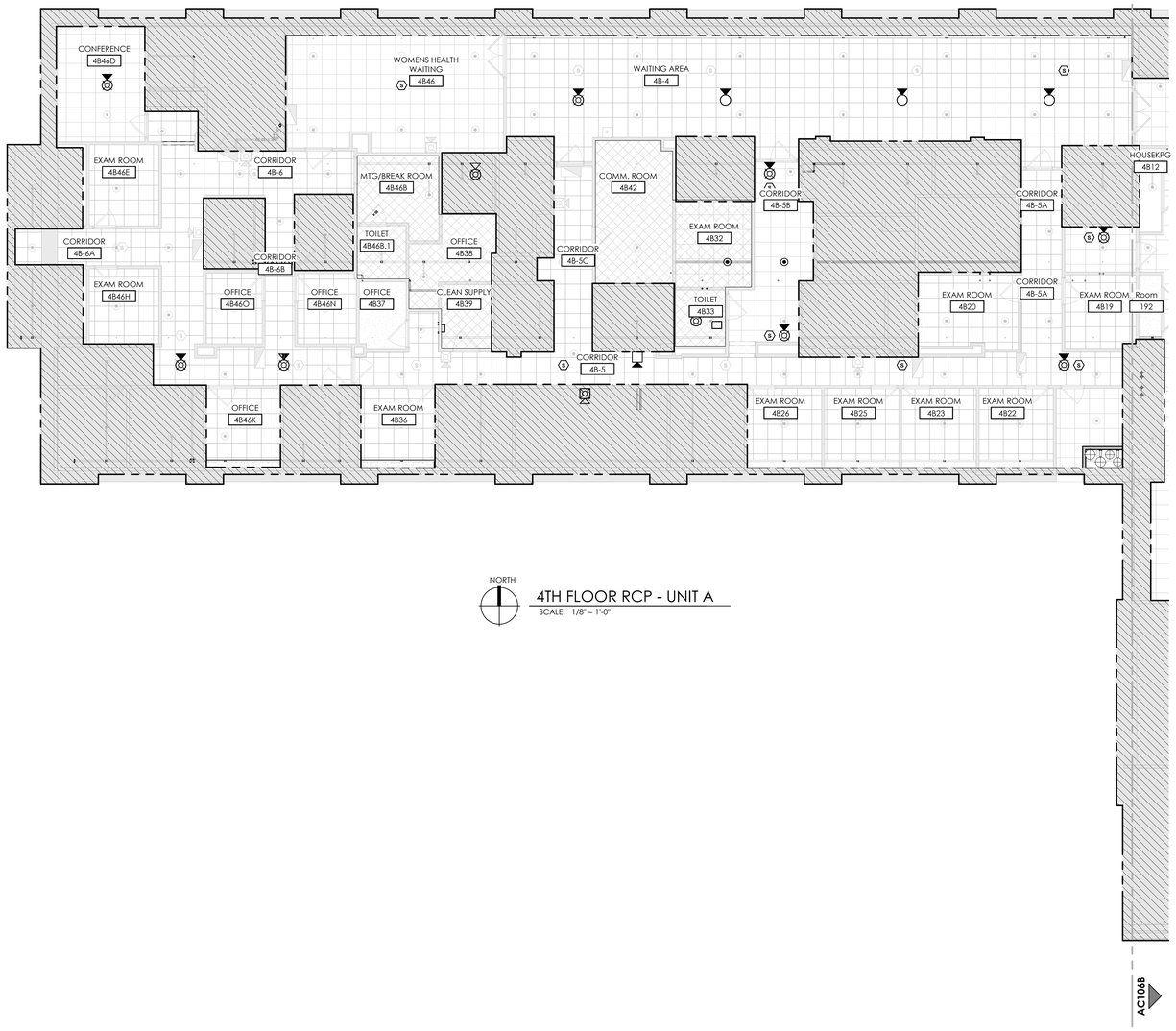

NORTH

4TH FLOOR RCP - UNIT A

SCALE: 1/8" = 1'-0"

BID SET	05/04/2026
Revisions:	Date:

CONSULTANT

SEVEN GENERATIONS ARCHITECTURE + ENGINEERING
600 E. MICHIGAN AVE., SUITE B
KALAMAZOO, MI 49007
269-927-0144

SEVEN GENERATIONS architecture +engineering

DESIGNER OF RECORD

A/E:
DAVENERGY SOLUTIONS
2207 GARNET AVE, SUITE 1
SAN DIEGO, CA 22108
612-770-8552

DAVENERGY SOLUTIONS ENGINEERING | CONSTRUCTION MANAGEMENT

STAMP

05/04/2026

STATE OF MICHIGAN
MICHAEL HANNAHNY
ARCHITECT
No. 38315312
LICENSED ARCHITECT

Office of Construction and Facilities Management

VA U.S. Department of Veterans Affairs

Drawing Title FOURTH FLOOR REFLECTED CEILING PLAN - AREA A	**Phase** BID SET	**Project Title** REPLACE AND EXPAND CHILLED WATER INFRASTRUCTURE, BUILDING 1 AND OPC	**Project Number** 570-20-308
Approved:	-	**Location** FRESNO VA HOSPITAL 2615 E. CLINTON AVE, FRESNO, CA 93703	**Building Number** N/A
		Issue Date 05/04/2026 / **Checked** MH / **Drawn** TC	**Drawing Number** AC106A

Autodesk Docs://222010 VA Fresno Chilled Water Infrastructure/222010 VA Fresno Chilled Water Infrastructure_ARCH-R23.rvt
5/4/2026 3:45:42 PM

VA FORM 08 - 6231

GENERAL NOTES - CEILING PLAN

1. CEILINGS IN ROOMS TO BE CENTERED.
2. ELECTRICAL AND MECHANICAL FIXTURES AND DUCTWORK ARE SHOWN FOR REFERENCE ONLY. REFER TO MECHANICAL AND ELECTRICAL DRAWINGS.
3. REFER TO FINISH SCHEDULE FOR CEILING FINISHES.

REFLECTED CEILING PLAN LEGEND

- AREAS TO BE NEW SUSPENDED ACOUSTIC TILE
- AREAS TO BE NEW FINISHED GYPSUM BOARD CEILING
- FLUORESCENT LIGHT FIXTURE - SEE ELECTRICAL DRAWINGS
- SUPPLY DIFFUSER - SEE MECHANICAL DRAWINGS
- RETURN AIR DIFFUSER - SEE MECHANICAL DRAWINGS
- EXHAUST DIFFUSER - SEE MECHANICAL DRAWINGS
- AREA NOT IN PROJECT SCOPE
- INDUSTRIAL LIGHT FIXTURE - SEE ELECTRICAL DRAWINGS
- CEILING MOUNTED EXIT SIGN - SEE ELECTRICAL DRAWINGS
- PENDANT LIGHT FIXTURE - SEE ELECTRICAL DRAWINGS
- RECESSED LIGHT FIXTURE - SEE ELECTRICAL DRAWINGS
- 8'-0" CEILING HEIGHT ABOVE FINISHED FLOOR
- EXP EXPOSED STRUCTURE
- EXIST EXISTING CEILING HEIGHT - NO CHANGE
- V.VERIFY CEILING HEIGHT ABOVE FINISHED FLOOR - MATCH EXISTING; FIELD VERIFY

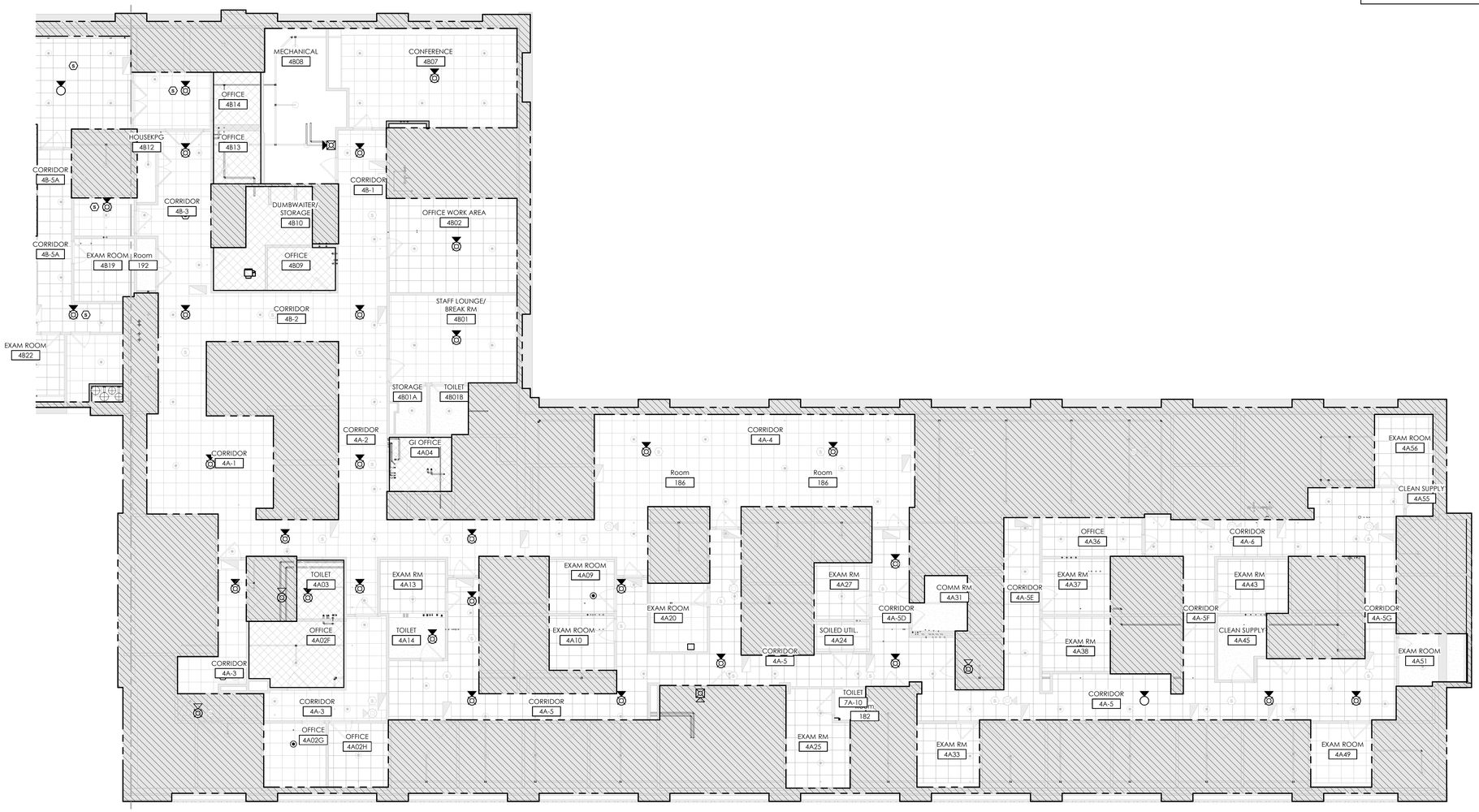

NORTH

4TH FLOOR RCP - UNIT B

SCALE: 1/8" = 1'-0"

AC106A

BID SET	05/04/2026
Revisions:	Date:

CONSULTANT

SEVEN GENERATIONS ARCHITECTURE + ENGINEERING
600 E. MICHIGAN AVE., SUITE B
KALAMAZOO, MI 49007
269-927-0144

SEVEN GENERATIONS architecture +engineering

DESIGNER OF RECORD

A/E:
DAVENERGY SOLUTIONS
2207 GARNET AVE, SUITE 1
SAN DIEGO, CA 22108
612-770-8552

DAVENERGY SOLUTIONS ENGINEERING | CONSTRUCTION MANAGEMENT

STAMP

05/04/2026

STATE OF MICHIGAN · MICHAEL HAMANNY · ARCHITECT · No. 58315312 · REGISTERED ARCHITECT

Office of Construction and Facilities Management

VA U.S. Department of Veterans Affairs

Drawing Title	FOURTH FLOOR REFLECTED CEILING PLAN - AREA B
Phase	BID SET
Approved:	-
Project Title	REPLACE AND EXPAND CHILLED WATER INFRASTRUCTURE, BUILDING 1 AND OPC
Location	FRESNO VA HOSPITAL 2615 E. CLINTON AVE, FRESNO, CA 93703
Issue Date	05/04/2026
Checked	MH
Drawn	TC
Project Number	570-20-308
Building Number	N/A
Drawing Number	AC106B

VA FORM 08 - 6231

Autodesk Docs://222610 VA Fresno Chilled Water Infrastructure/222610 VA Fresno Chilled Water Infrastructure_ARCH-R23.rvt
5/4/2026 3:45:49 PM

GENERAL NOTES - CEILING PLAN

1. CEILINGS IN ROOMS TO BE CENTERED.
2. ELECTRICAL AND MECHANICAL FIXTURES AND DUCTWORK ARE SHOWN FOR REFERENCE ONLY. REFER TO MECHANICAL AND ELECTRICAL DRAWINGS.
3. REFER TO FINISH SCHEDULE FOR CEILING FINISHES.

REFLECTED CEILING PLAN LEGEND

- AREAS TO BE NEW SUSPENDED ACOUSTIC TILE
- AREAS TO BE NEW FINISHED GYPSUM BOARD CEILING
- FLUORESCENT LIGHT FIXTURE - SEE ELECTRICAL DRAWINGS
- SUPPLY DIFFUSER - SEE MECHANICAL DRAWINGS
- RETURN AIR DIFFUSER - SEE MECHANICAL DRAWINGS
- EXHAUST DIFFUSER - SEE MECHANICAL DRAWINGS
- AREA NOT IN PROJECT SCOPE
- INDUSTRIAL LIGHT FIXTURE - SEE ELECTRICAL DRAWINGS
- CEILING MOUNTED EXIT SIGN - SEE ELECTRICAL DRAWINGS
- PENDANT LIGHT FIXTURE - SEE ELECTRICAL DRAWINGS
- RECESSED LIGHT FIXTURE - SEE ELECTRICAL DRAWINGS
- 8'-0" CEILING HEIGHT ABOVE FINISHED FLOOR
- EXP. EXPOSED STRUCTURE
- EXIST. EXISTING CEILING HEIGHT - NO CHANGE
- VERIFY CEILING HEIGHT ABOVE FINISHED FLOOR - MATCH EXISTING; FIELD VERIFY

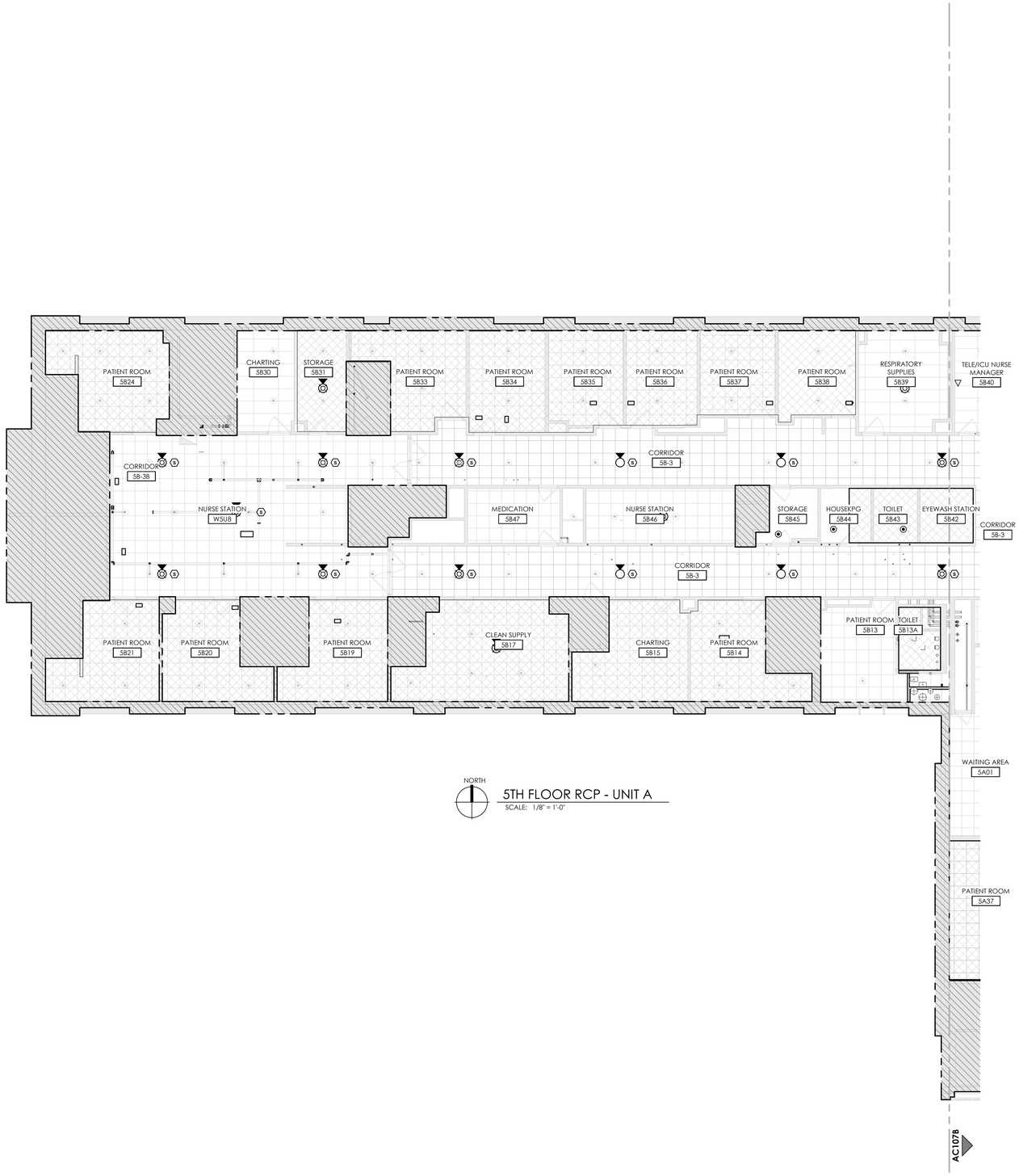

5TH FLOOR RCP - UNIT A
SCALE: 1/8" = 1'-0"

BID SET	05/04/2026
Revisions:	Date:

CONSULTANT

SEVEN GENERATIONS ARCHITECTURE + ENGINEERING
600 E. MICHIGAN AVE., SUITE B
KALAMAZOO, MI 49007
269-927-0144

SEVEN GENERATIONS architecture +engineering

DESIGNER OF RECORD

A/E:
DAVENERGY SOLUTIONS
2207 GARNET AVE, SUITE 1
SAN DIEGO, CA 22108
612-770-8552

DAVENERGY SOLUTIONS ENGINEERING | CONSTRUCTION MANAGEMENT

STAMP
05/04/2026
STATE OF MICHIGAN MICHAEL HAWKINNY ARCHITECT No. 38315312 LICENSED ARCHITECT

Office of Construction and Facilities Management

VA U.S. Department of Veterans Affairs

Drawing Title	Phase	Project Title	Project Number
FIFTH FLOOR REFLECTED CEILING PLAN - AREA A	BID SET	REPLACE AND EXPAND CHILLED WATER INFRASTRUCTURE, BUILDING 1 AND OPC	570-20-308
Approved:	-	Location: FRESNO VA HOSPITAL, 2615 E. CLINTON AVE, FRESNO, CA 93703	Building Number: N/A
		Issue Date: 05/04/2026; Checked: MH; Drawn: TC	Drawing Number: AC107A

VA FORM 08 - 6231

Autodesk Docs://222010 VA Fresno Chilled Water Infrastructure/222010 VA Fresno Chilled Water Infrastructure_ARCH-R23.rvt
5/4/2026 3:45:53 PM

GENERAL NOTES - CEILING PLAN

1. CEILINGS IN ROOMS TO BE CENTERED.
2. ELECTRICAL AND MECHANICAL FIXTURES AND DUCTWORK ARE SHOWN FOR REFERENCE ONLY. REFER TO MECHANICAL AND ELECTRICAL DRAWINGS.
3. REFER TO FINISH SCHEDULE FOR CEILING FINISHES.

REFLECTED CEILING PLAN LEGEND

- AREAS TO BE NEW SUSPENDED ACOUSTIC TILE
- AREAS TO BE NEW FINISHED GYPSUM BOARD CEILING
- FLUORESCENT LIGHT FIXTURE - SEE ELECTRICAL DRAWINGS
- SUPPLY DIFFUSER - SEE MECHANICAL DRAWINGS
- RETURN AIR DIFFUSER - SEE MECHANICAL DRAWINGS
- EXHAUST DIFFUSER - SEE MECHANICAL DRAWINGS
- AREA NOT IN PROJECT SCOPE
- INDUSTRIAL LIGHT FIXTURE - SEE ELECTRICAL DRAWINGS
- CEILING MOUNTED EXIT SIGN - SEE ELECTRICAL DRAWINGS
- PENDANT LIGHT FIXTURE - SEE ELECTRICAL DRAWINGS
- RECESSED LIGHT FIXTURE - SEE ELECTRICAL DRAWINGS
- B.O.F. — CEILING HEIGHT ABOVE FINISHED FLOOR
- EXP. — EXPOSED STRUCTURE
- EXIST. — EXISTING CEILING HEIGHT - NO CHANGE
- VERIFY — CEILING HEIGHT ABOVE FINISHED FLOOR - MATCH EXISTING; FIELD VERIFY

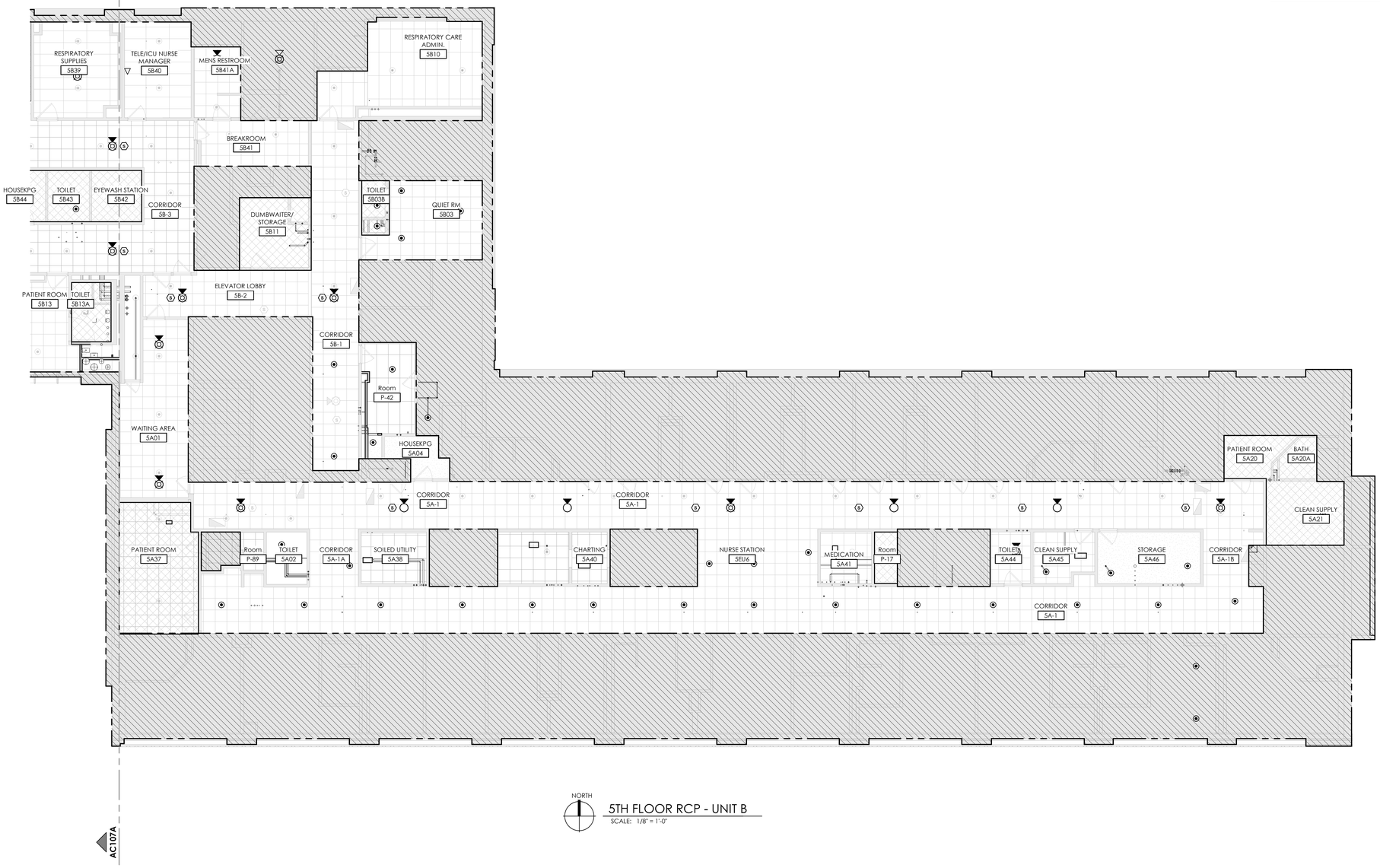

NORTH

5TH FLOOR RCP - UNIT B

SCALE: 1/8" = 1'-0"

BID SET	05/04/2026
Revisions:	Date:

CONSULTANT

SEVEN GENERATIONS ARCHITECTURE + ENGINEERING
600 E. MICHIGAN AVE., SUITE B
KALAMAZOO, MI 49007
269-927-0144

SEVEN GENERATIONS architecture +engineering

DESIGNER OF RECORD

A/E:
DAVENERGY SOLUTIONS
2207 GARNET AVE, SUITE 1
SAN DIEGO, CA 22108
612-770-8552

DAVENERGY SOLUTIONS ENGINEERING | CONSTRUCTION MANAGEMENT

STAMP

05/04/2026
STATE OF MICHIGAN — MICHAEL HANAWAY — ARCHITECT — No. 38015312 — REGISTERED ARCHITECT

Office of Construction and Facilities Management

VA U.S. Department of Veterans Affairs

Drawing Title: FIFTH FLOOR REFLECTED CEILING PLAN - AREA B	Phase: BID SET	Project Title: REPLACE AND EXPAND CHILLED WATER INFRASTRUCTURE, BUILDING 1 AND OPC	Project Number: 570-20-308
Approved:	-	Location: FRESNO VA HOSPITAL, 2615 E. CLINTON AVE, FRESNO, CA 93703	Building Number: N/A
		Issue Date: 05/04/2026 / Checked: MH / Drawn: TC	Drawing Number: AC107B

Autodesk Docs://222610 VA Fresno Chilled Water Infrastructure/222610 VA Fresno Chilled Water Infrastructure_ARCH-R23.rvt
5/4/2026 3:45:58 PM

GENERAL NOTES - CEILING PLAN

1. CEILINGS IN ROOMS TO BE CENTERED.
2. ELECTRICAL AND MECHANICAL FIXTURES AND DUCTWORK ARE SHOWN FOR REFERENCE ONLY. REFER TO MECHANICAL AND ELECTRICAL DRAWINGS.
3. REFER TO FINISH SCHEDULE FOR CEILING FINISHES.

REFLECTED CEILING PLAN LEGEND

- AREAS TO BE NEW SUSPENDED ACOUSTIC TILE
- AREAS TO BE NEW FINISHED GYPSUM BOARD CEILING
- FLUORESCENT LIGHT FIXTURE - SEE ELECTRICAL DRAWINGS
- SUPPLY DIFFUSER - SEE MECHANICAL DRAWINGS
- RETURN AIR DIFFUSER - SEE MECHANICAL DRAWINGS
- EXHAUST DIFFUSER - SEE MECHANICAL DRAWINGS
- AREA NOT IN PROJECT SCOPE
- INDUSTRIAL LIGHT FIXTURE - SEE ELECTRICAL DRAWINGS
- CEILING MOUNTED EXIT SIGN - SEE ELECTRICAL DRAWINGS
- PENDANT LIGHT FIXTURE - SEE ELECTRICAL DRAWINGS
- RECESSED LIGHT FIXTURE - SEE ELECTRICAL DRAWINGS
- 8'-0" CEILING HEIGHT ABOVE FINISHED FLOOR
- EXP. EXPOSED STRUCTURE
- EXIST. EXISTING CEILING HEIGHT - NO CHANGE
- VERIFY CEILING HEIGHT ABOVE FINISHED FLOOR - MATCH EXISTING; FIELD VERIFY

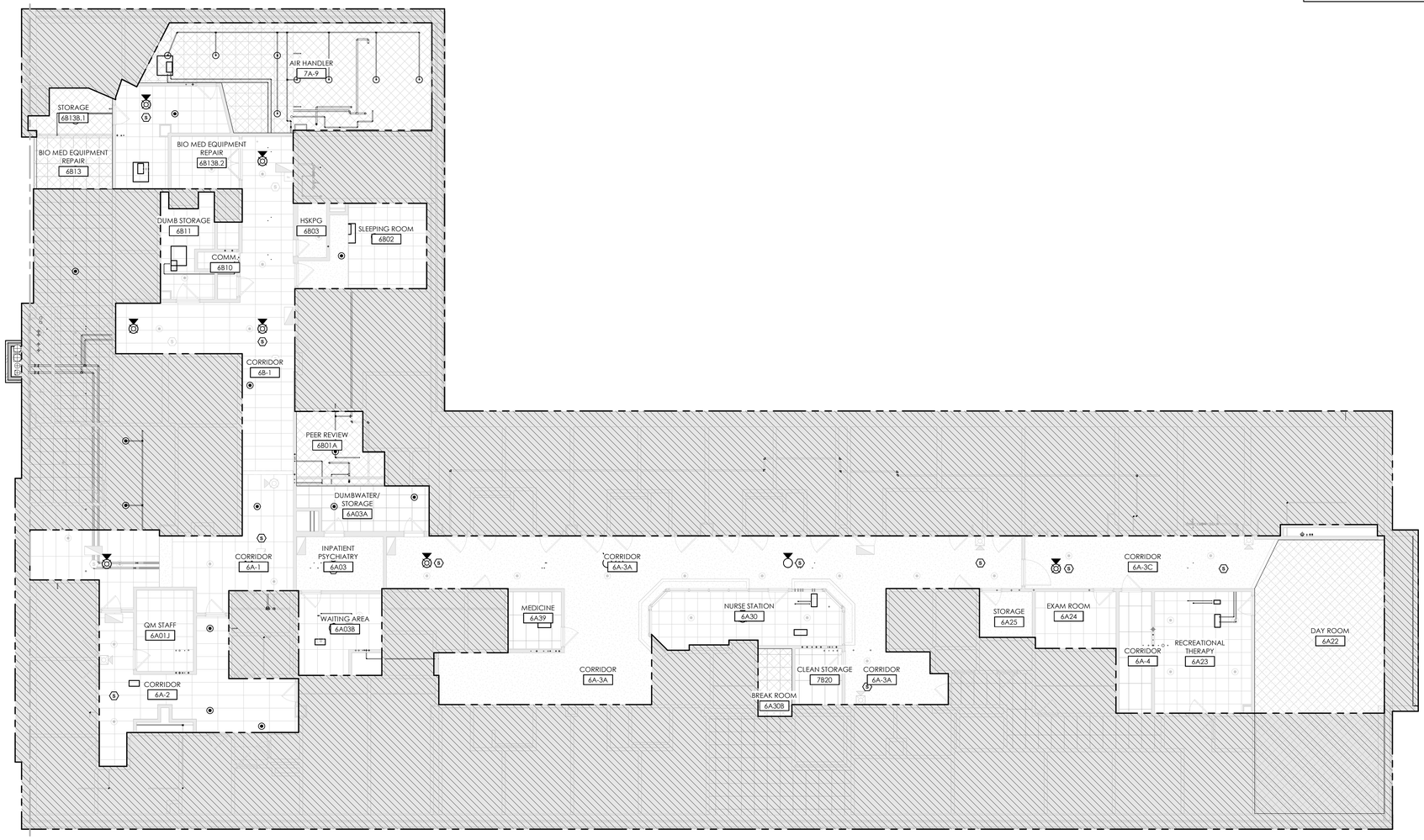

NORTH

6TH FLOOR ROOF - AREA B

SCALE: 1/8" = 1'-0"

BID SET	05/04/2026
Revisions:	Date:

CONSULTANT

SEVEN GENERATIONS ARCHITECTURE + ENGINEERING
600 E. MICHIGAN AVE., SUITE B
KALAMAZOO, MI 49007
269-927-0144

SEVEN GENERATIONS architecture +engineering

DESIGNER OF RECORD

A/E:
DAVENERGY SOLUTIONS
2207 GARNET AVE, SUITE 1
SAN DIEGO, CA 22108
612-770-8552

DAVENERGY SOLUTIONS ENGINEERING | CONSTRUCTION MANAGEMENT

STAMP

05/04/2026
STATE OF MICHIGAN
MICHAEL HARARNY
ARCHITECT
No. 38015312
REGISTERED ARCHITECT

Office of Construction and Facilities Management

VA U.S. Department of Veterans Affairs

Drawing Title: SIXTH FLOOR REFLECTED CEILING PLAN - AREA B

Approved:

Phase: BID SET

-

Project Title: REPLACE AND EXPAND CHILLED WATER INFRASTRUCTURE, BUILDING 1 AND OPC

Location: FRESNO VA HOSPITAL
2615 E. CLINTON AVE, FRESNO, CA 93703

Issue Date: 05/04/2026
Checked: MH
Drawn: TC

Project Number: 570-20-308
Building Number: N/A
Drawing Number: AC108B

Autodesk Docs://22010 VA Fresno Chilled Water Infrastructure/22010 VA Fresno Chilled Water Infrastructure_ARCH-R23.rvt
5/4/2026 3:46:01 PM

GENERAL NOTES - CEILING PLAN

1. CEILINGS IN ROOMS TO BE CENTERED.
2. ELECTRICAL AND MECHANICAL FIXTURES AND DUCTWORK ARE SHOWN FOR REFERENCE ONLY. REFER TO MECHANICAL AND ELECTRICAL DRAWINGS.
3. REFER TO FINISH SCHEDULE FOR CEILING FINISHES.

REFLECTED CEILING PLAN LEGEND

- AREAS TO BE NEW SUSPENDED ACOUSTIC TILE
- AREAS TO BE NEW FINISHED GYPSUM BOARD CEILING
- FLUORESCENT LIGHT FIXTURE - SEE ELECTRICAL DRAWINGS
- SUPPLY DIFFUSER - SEE MECHANICAL DRAWINGS
- RETURN AIR DIFFUSER - SEE MECHANICAL DRAWINGS
- EXHAUST DIFFUSER - SEE MECHANICAL DRAWINGS
- AREA NOT IN PROJECT SCOPE
- INDUSTRIAL LIGHT FIXTURE - SEE ELECTRICAL DRAWINGS
- CEILING MOUNTED EXIT SIGN - SEE ELECTRICAL DRAWINGS
- PENDANT LIGHT FIXTURE - SEE ELECTRICAL DRAWINGS
- RECESSED LIGHT FIXTURE - SEE ELECTRICAL DRAWINGS
- 8'-0" CEILING HEIGHT ABOVE FINISHED FLOOR
- EXP. EXPOSED STRUCTURE
- EXIST. EXISTING CEILING HEIGHT - NO CHANGE
- VERIFY CEILING HEIGHT ABOVE FINISHED FLOOR - MATCH EXISTING; FIELD VERIFY

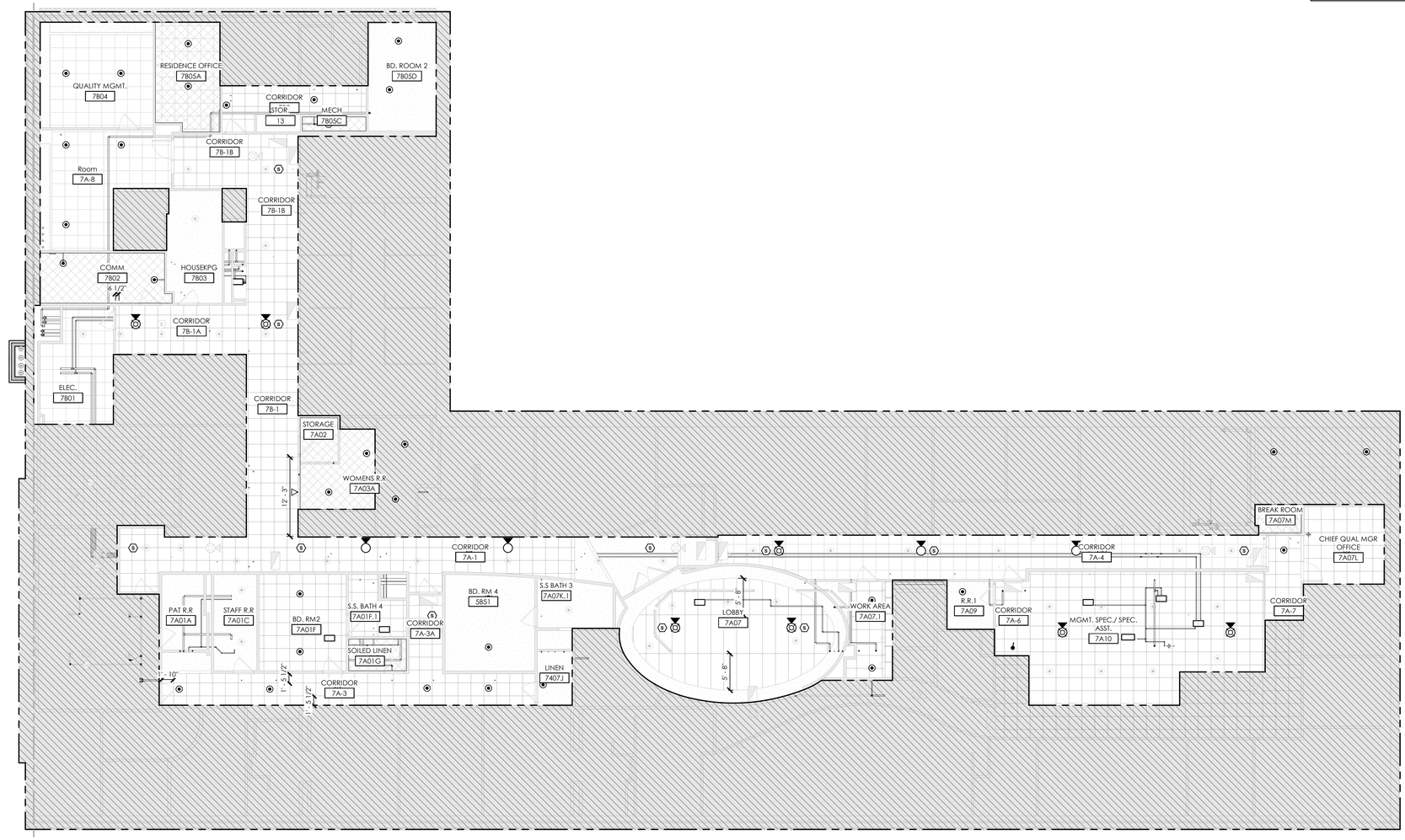

NORTH

7TH FLOOR ROOF - AREA B

SCALE: 1/8" = 1'-0"

BID SET	05/04/2026
Revisions:	Date:

CONSULTANT

SEVEN GENERATIONS ARCHITECTURE + ENGINEERING
600 E. MICHIGAN AVE., SUITE B
KALAMAZOO, MI 49007
269-927-0144

SEVEN GENERATIONS architecture +engineering

DESIGNER OF RECORD

A/E:
DAVENERGY SOLUTIONS
2207 GARNET AVE, SUITE 1
SAN DIEGO, CA 22108
612-770-8552

DAVENERGY SOLUTIONS ENGINEERING | CONSTRUCTION MANAGEMENT

STAMP

05/04/2026

STATE OF MICHIGAN MICHAEL HAWARNY ARCHITECT No. 38315312 LICENSED ARCHITECT

Office of Construction and Facilities Management

VA U.S. Department of Veterans Affairs

Drawing Title	Phase	Project Title	Project Number
SEVENTH FLOOR REFLECTED CEILING PLAN - AREA B	BID SET	REPLACE AND EXPAND CHILLED WATER INFRASTRUCTURE, BUILDING 1 AND OPC	570-20-308
Approved:	-	Location: FRESNO VA HOSPITAL, 2615 E. CLINTON AVE, FRESNO, CA 93703	Building Number: N/A
		Issue Date: 05/04/2026 · Checked: MH · Drawn: TC	Drawing Number: AC109B

VA FORM 08 - 6231

Autodesk Docs://222010 VA Fresno Chilled Water Infrastructure/222010 VA Fresno Chilled Water Infrastructure_ARCH-R23.rvt

5/4/2026 3:46:06 PM

12 / A1420 SOUTH BASEMENT INTERIOR ELEVATION
SCALE: 1/4" = 1'-0"

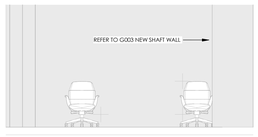

11 / A1420 EAST BASEMENT INTERIOR ELEVATION
SCALE: 1/4" = 1'-0"

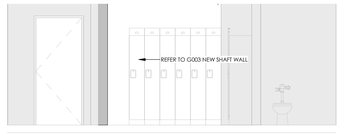

10 / A1420 SOUTH THIRD FLOOR INTERIOR ELEVATION
SCALE: 1/4" = 1'-0"



9 / A1420 EAST THIRD FLOOR INTERIOR ELEVATION
SCALE: 1/4" = 1'-0"

8 / A1420 SOUTH FIRST FLOOR INTERIOR ELEVATION
SCALE: 1/4" = 1'-0"

7 / A1420 EAST FIRST FLOOR INTERIOR ELEVATION
SCALE: 1/4" = 1'-0"

6 / A1420 SOUTH FOURTH FLOOR INTERIOR ELEVATION
SCALE: 1/4" = 1'-0"

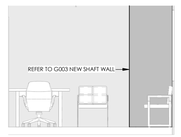

5 / A1420 EAST FOURTH FLOOR INTERIOR ELEVATION
SCALE: 1/4" = 1'-0"

4 / A1420 SOUTH SECOND FLOOR INTERIOR ELEVATION
SCALE: 1/4" = 1'-0"

3 / A1420 EAST SECOND FLOOR INTERIOR ELEVATION
SCALE: 1/4" = 1'-0"

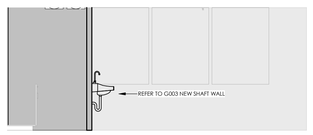

2 / A1420 SOUTH FIFTH FLOOR INTERIOR ELEVATION
SCALE: 1/4" = 1'-0"

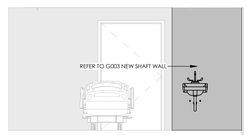

1 / A1420 EAST FIFTH FLOOR INTERIOR ELEVATION
SCALE: 1/4" = 1'-0"

BID SET	05/04/2026
Revisions:	Date:

CONSULTANT

SEVEN GENERATIONS ARCHITECTURE + ENGINEERING
600 E. MICHIGAN AVE., SUITE B
KALAMAZOO, MI 49007
269-927-0144

SEVEN GENERATIONS architecture +engineering

DESIGNER OF RECORD

A/E:
DAVENERGY SOLUTIONS
2207 GARNET AVE, SUITE 1
SAN DIEGO, CA 22108
612-770-8552

DAVENERGY SOLUTIONS ENGINEERING | CONSTRUCTION MANAGEMENT

STAMP

STATE OF MICHIGAN · MICHAEL HANNAHNY · ARCHITECT · No. 38315312 · LICENSED ARCHITECT · 05/04/2026

Office of Construction and Facilities Management

VA U.S. Department of Veterans Affairs

Drawing Title: INTERIOR ELEVATIONS	Phase: BID SET	Project Title: REPLACE AND EXPAND CHILLED WATER INFRASTRUCTURE, BUILDING 1 AND OPC	Project Number: 570-20-308
Approved:	-	Location: FRESNO VA HOSPITAL, 2615 E. CLINTON AVE, FRESNO, CA 93703	Building Number: N/A
		Issue Date: 05/04/2026 / Checked: MH / Drawn: TC	Drawing Number: AI420

Autodesk Docs://222010 VA Fresno Chilled Water Infrastructure/222010 VA Fresno Chilled Water Infrastructure_ARCH-R23.rvt
5/4/2026 3:46:07 PM

VA FORM 08 - 6231

APPLICABLE CODES, STANDARD, AND DESIGN CRITERIA

INTERNATIONAL BUILDING CODE (IBC)

- IBC (INTERNATIONAL BUILDING CODE) - 2024
- IEBC (INTERNATIONAL EXISTING BUILDING CODE) - 2024

NATIONAL FIRE PROTECTION ASSOCIATION (NFPA)

- NFPA 1: FIRE CODE - 2024
- NFPA 3: STANDARD FOR COMMISSIONING OF FIRE PROTECTION AND LIFE SAFETY SYSTEMS - 2024
- NFPA 4: STANDARD FOR INTEGRATED FIRE PROTECTION AND LIFE SAFETY SYSTEM TESTING - 2024
- NFPA 10: STANDARD FOR PORTABLE FIRE EXTINGUISHERS - 2026
- NFPA 13: STANDARD FOR THE INSTALLATION OF SPRINKLER SYSTEMS - 2025
- NFPA 20: STANDARD FOR THE INSTALLATION OF STATIONARY PUMPS FOR FIRE PROTECTION - 2025
- NFPA 25: STANDARD FOR THE INSPECTION, TESTING, AND MAINTENANCE OF WATER-BASED FIRE PROTECTION SYSTEMS - 2026
- NFPA 70: NATIONAL ELECTRICAL CODE - 2026
- NFPA 70E: STANDARD FOR ELECTRICAL SAFETY IN THE WORKPLACE - 2024
- NFPA 72: NATIONAL FIRE ALARM CODE - 2025
- NFPA 80: STANDARD FOR FIRE DOORS AND OTHER OPENING PROTECTIVES - 2025
- NFPA 90A: STANDARD FOR THE INSTALLATION OF AIR-CONDITIONING AND VENTILATING SYSTEMS - 2024
- NFPA 99: HEALTH CARE FACILITIES CODE - 2024
- NFPA 101:LIFE SAFETY CODE - 2024
- NFPA 220: STANDARD ON TYPES OF BUILDING CONSTRUCTION - 2024
- NFPA 241: STANDARD FOR SAFEGUARDING CONSTRUCTION, ALTERATION, AND DEMOLITION OPERATIONS - 2022
- NFPA 291: RECOMMENDED PRACTICE FOR FIRE FLOW TESTING AND MARKING OF HYDRANTS - 2025

NATIONAL INSTITUTE OF STANDARDS AND TECHNOLOGY (NIST)

- NIST: STANDARDS OF SEISMIC SAFETY FOR EXISTING FEDERALLY OWNED AND LEASED BUILDINGS, ICSSC RECOMMENDED PRACTICE 10 (RP 10-22) (2023)

VA TECHNICAL INFORMATION LIBRARY (TIL)

- VA TIL: ARCHITECTURAL DESIGN MANUAL (2014)
- VA TIL: ELECTRICAL DESIGN MANUAL (2025)
- VA TIL: FIRE PROTECTION DESIGN MANUAL (2023)
- VA TIL: H-18-8 SEISMIC DESIGN REQUIREMENTS (2023)
- VA TIL:HVAC DESIGN MANUAL (2017)
- VA TIL: MEDICAL/SURGICAL INPATIENT UNITS & INTENSIVE CARE NURSING UNITS DESIGN GUIDE (2011)
- VA TIL: PHYSICAL SECURITY AND RESILIENCY DESIGN MANUAL (2020)
- VA TIL: PLUMBING DESIGN MANUAL (2026)

ABBREVIATIONS

℄	CENTERLINE
&	AND
@	AT
°	DEGREES
Ø	DIAMETER
±	PLUS OR MINUS
AMB	AMBULATORY
ACU	AUTONOMOUS CONTROL UNIT
AFF	ABOVE FINISH FLOOR
AKA	ALSO KNOWN AS
DEMO	DEMOLISH EXISTING
DFPE	DESIGNATED FIRE PROTECTION ENGINEER
DOR	DESIGNER OF RECORD
DWG	DRAWING
E	EXISTING
EA	EACH
ER	EXISTING RELOCATE
F	FAHRENHEIT
FA	FIRE ALARM
FACU	FIRE ALARM CONTROL UNIT
FDAS	FIRE DETECTION AND ALARM SYSTEM
FDC	FIRE DEPARTMENT CONNECTION
FP	FIRE PROTECTION
FPDM	FIRE PROTECTION DESIGN MANUAL
GFGI	GOVERNMENT FURNISHED, GOVERNMENT INSTALLED
GPM	GALLONS PER MINUTE
HR	HOUR
IBC	INTERNATIONAL BUILDING CODE
LED	LIGHT-EMITTING DIODE
LF	LINEAR FOOT
LH	LIGHT HAZARD
MAX	MAXIMUM
MECH	MECHANICAL
MISC	MISCELLANEOUS
MIN	MINIMUM
N	NEW
NAC	NOTIFICATION APPLIANCE CIRCUIT
NDU	NETWORK DISPLAY UNIT
NFPA	NATIONAL FIRE PROTECTION ASSOCIATION
NR	NON-RATED
NTS	NOT TO SCALE
OC	ON CENTER
OH	ORDINARY HAZARD
PIV	POST INDICATOR VALVE
PSI	POUNDS PER SQUARE INCH
QFPE	QUALIFIED FIRE PROTECTION ENGINEER
QTY	QUANTITY
R	RADIUS
REQD	REQUIRED
SF	SQUARE FEET
SOW	SCOPE OF WORK
TIL	TECHNICAL INFORMATION LIBRARY
TYP	TYPICAL
UDACT	UNIVERSAL DIGITAL ALARM COMMUNICATOR TRANSMITTER
UFC	UNIFIED FACILITIES CRITERIA
UNO	UNLESS NOTED OTHERWISE
VA	VETERAN AFFAIRS
VAC	VOLTS, ALTERNATING CURRENT
VDC	VOLTS, DIRECT CURRENT
W	WIDE/WIDTH
W/	WITH
WP	WEATHERPROOF

FIRE SPRINKLER SCOPE OF WORK

MODIFICATIONS MAY BE REQUIRED TO ACCOMMODATE OTHER UTILITY SCOPE OF WORK. (E.G., REMOVING AND REINSTALLING OR RECONFIGURING PIPING TO ALLOW INSTALLATION OF NEW CHILLED WATER PIPING, ETC.)

BUILDING 1 IS PROTECTED THROUGHOUT BY A COMBINED AUTOMATIC WET-PIPE SPRINKLER SYSTEM AND WET STANDPIPE SYSTEM, WHICH IS ZONED BY FLOOR AND BY SMOKE COMPARTMENT. STANDPIPE HOSE CONNECTIONS ARE AVAILABLE IN EACH STAIR ENCLOSURE AND IN THE ADJACENT CORRIDORS. CONTROL VALVE ASSEMBLIES PROVIDE MEANS TO ISOLATE AND DRAIN THE EXISTING SYSTEM BY FLOOR AND SMOKE COMPARTMENT WITHOUT AFFECTING OTHER PORTIONS OF THE BUILDING. THE SYSTEMS ARE SUPPLIED BY AN EXISTING FIRE PUMP SYSTEM.

THE FIRE PUMP AND SPRINKLER/STANDPIPE SYSTEMS ARE SUPPLIED BY THE EXISTING WATER DISTRIBUTION SYSTEM. FIRE DEPARTMENT CONNECTIONS (FDC) FOR THE STANDPIPE AND SPRINKLER SYSTEMS ARE LOCATED ON THE BUILDING EXTERIOR AS REQUIRED AND FIRE HYDRANTS ARE POSITIONED ALONG THE BUILDING PERIMETER. THE EXISTING SYSTEMS ARE IN GOOD WORKING CONDITION AND HAVE CAPACITY TO EXECUTE THE AWARDED SCOPE OF WORK BASED ON THE PROPOSED TECHNICAL APPROACH.

MODIFY THE EXISTING AUTOMATIC WET-PIPE SPRINKLER SYSTEM TO PROVIDE COMPLETE COVERAGE THROUGHOUT THE AREAS OF WORK. ALL MATERIALS AND METHODS SHALL CONFORM TO THE REQUIREMENTS OF NFPA 13, EXCEPT WHERE SPECIFICALLY MODIFIED BY THE 2021 VA FPDG. THE SYSTEM SHALL BE DESIGNED USING THE AREA/DENSITY METHOD, HYDRAULICALLY CALCULATED FOR LIGHT HAZARD AS NOTED ON THE DRAWINGS AND SHALL INCLUDE OUTSIDE HOSE ALLOWANCE PER NFPA 13.

SPRINKLER SPACING SHALL NOT EXCEED THAT PERMITTED BY NFPA 13 FOR THE HAZARDS INVOLVED. THE USE OF EXTENDED COVERAGE SPRINKLERS IS NOT PERMITTED. PROVIDE SPRINKLERS WITH LISTED SPRINKLER GUARD IN BENEATH STAIR LANDINGS AS REQUIRED BY NFPA 13.

PROVIDE SCHEDULE 40 BLACK STEEL PIPE FOR ALL PIPING 2-INCH AND SMALLER. SCHEDULE 10 PIPE IS PERMITTED FOR LARGER PIPE SIZES. GALVANIZED STEEL PIPE IS PROHIBITED.

SYSTEM PIPING SHALL BE SEISMICALLY BRACED IN ACCORDANCE WITH NFPA 13. REFER TO THE STRUCTURAL PLANS (S-001) FOR SEISMIC DESIGN CRITERIA. IN ADDITION TO SWAY BRACING, PROVIDE BRANCH LINE RESTRAINT, FLEXIBLE COUPLINGS, SEISMIC SEPARATION ASSEMBLIES, AND CLEARANCE TO STRUCTURAL MEMBERS AS REQUIRED BASED UPON SYSTEM RECONFIGURATIONS/MODIFICATIONS.

THE FIRE SPRINKLER CONTRACTOR SHALL PERFORM REQUIRED ACCEPTANCE TESTING IN ACCORDANCE WITH DIVISION 21 SPECIFICATIONS, INCLUDING HYDROSTATIC TEST, MAIN DRAIN TEST, AND ALARM TESTS WHERE REQUIRED BY NFPA 13.

GENERAL NOTES

1. THESE PLANS ARE BASED UPON SURVEY AND PROVIDED ASBUILT DRAWINGS, WHERE AVAILABLE. SOME AREAS WERE NOT ACCESSIBLE AND THEREFORE THE PLANS SHOULD BE ASSUMED TO BE APPROXIMATE. PROVIDE SHOP DRAWINGS, CALCULATIONS, AND DATA SHEET SUBMITTALS WHERE MODIFICATIONS (RECONFIGURATIONS) ARE REQUIRED.

BID SET	05/04/2026
Revisions:	Date:

CONSULTANT

VELTRE ENGINEERING, INC.
FIRE PROTECTION ENGINEERING
LIFE SAFETY | CODE CONSULTING
2899 DICKENS ST, UNIT C-01
SAN DIEGO, CA 92106 (858)490-9043

DESIGNER OF RECORD

A/E:
DAVENERGY SOLUTIONS
2207 GARNET AVE, SUITE I
SAN DIEGO, CA 92109
619-770-8552

DAVENERGY SOLUTIONS
ENGINEERING | CONSTRUCTION MANAGEMENT

STAMP

REGISTERED PROFESSIONAL ENGINEER
CHRISTOPHER H. PARKER
No. 33020
Exp. 6/30/26
CIVIL
STATE OF CALIFORNIA

Office of Construction and Facilities Management

VA U.S. Department of Veterans Affairs

Drawing Title: GENERAL NOTES AND ABBREVIATIONS

Approved: Approver

Phase: BID SET

-

Project Title: VACCHCS FRESNO REPLACE + EXPAND CHILLED WATER INFRASTRUCTURE

Location: FRESNO VA HOSPITAL
2615 E CLINTON AVE, FRESNO, CA 93703

Issue Date: 05/04/2026

Checked: JVV

Drawn: CHP

Project Number: 570-20-308

Building Number:

Drawing Number: FP001

Autodesk Docs://222010 VA Fresno Chilled Water Infrastructure/Fresno Chilled Water Infrastructure - FP.rvt
5/4/2026 12:20:13 PM

VA FORM 08 - 6231

SHEET KEYNOTES

SHEET NOTES

1. REFER TO F-001 FOR GENERAL SHEET NOTES AND ABBREVIATIONS
2. THESE DRAWINGS ARE DIAGRAMMATIC IN NATURE AND SHOW APPROXIMATE PIPE AND SPRINKLER LOCATIONS. CONTRACTOR IS RESPONSIBLE FOR COORDINATION OF FINAL LAYOUT AND SPRINKLER PLACEMENT WITH PROCESS EQUIPMENT AND OTHER OBSTRUCTIONS

FIRE PROTECTION LEGEND

	PENDENT SPRINKLER
	UPRIGHT SPRINKLER
	SPRINKLER PIPING
	WATER INFRASTRUCTURE UPGRADE PIPE
	SPRINKLER RISER
	BREAK LINE

FIRE PROTECTION SCOPE LEGEND

AREA OF WORK: WHERE CEILINGS WERE REMOVED, DEMOLISH UPRIGHT SPRINKERS AND ASSOCIATED SPRIGS INSTALLED DURING CONSTRUCTION. INSTALL NEW PENDENT SPRINKLERS AND ASSOCIATED DROPS SUCH THAT COMPLETE COVERAGE IS PROVIDED PER NFPA 13 EXCEPT AS MODIFIED BY THE VA FIRE PROTECTION DESIGN MANUAL.

AREA NOT IN PROJECT SCOPE



1 FP101A SUBBASEMENT PLAN FIRE PROTECTION - AREA A
SCALE: 1/8" = 1'-0"

NORTH

BID SET	05/04/2026
Revisions:	Date:

CONSULTANT

VELTRE ENGINEERING, INC.
FIRE PROTECTION ENGINEERING
LIFE SAFETY | CODE CONSULTING
2899 DICKENS ST, UNIT C-01
SAN DIEGO, CA 92106 (858)490-9043

DESIGNER OF RECORD

A/E:
DAVENERGY SOLUTIONS
2207 GARNET AVE, SUITE I
SAN DIEGO, CA 92109
619-770-8552

DAVENERGY SOLUTIONS
ENGINEERING | CONSTRUCTION MANAGEMENT

STAMP

REGISTERED PROFESSIONAL ENGINEER
JOHN VEIT, PE
No. 33020
Exp. 6/30/26
FIRE PROTECTION
STATE OF CALIFORNIA

Office of Construction and Facilities Management

VA U.S. Department of Veterans Affairs

Drawing Title
SUBBASEMENT PLAN FIRE PROTECTION - AREA A

Phase
BID SET

Project Title
VACCHCS FRESNO REPLACE + EXPAND CHILLED WATER INFRASTRUCTURE

Project Number
570-20-308

Building Number

Location
FRESNO VA HOSPITAL
2615 E CLINTON AVE, FRESNO, CA 93703

Drawing Number
FP101A

Approved: Approver	-	Issue Date	Checked	Drawn
		05/04/2026	JVV	CHP

Autodesk Docs://222010 VA Fresno Chilled Water Infrastructure/Fresno Chilled Water Infrastructure - FP.rvt
5/4/2026 12:20:14 PM

VA FORM 08 - 6231

SHEET KEYNOTES

SHEET NOTES

1. REFER TO F-001 FOR GENERAL SHEET NOTES AND ABBREVIATIONS
2. THESE DRAWINGS ARE DIAGRAMMATIC IN NATURE AND SHOW APPROXIMATE PIPE AND SPRINKLER LOCATIONS. CONTRACTOR IS RESPONSIBLE FOR COORDINATION OF FINAL LAYOUT AND SPRINKLER PLACEMENT WITH PROCESS EQUIPMENT AND OTHER OBSTRUCTIONS

FIRE PROTECTION LEGEND

●	PENDENT SPRINKLER
○	UPRIGHT SPRINKLER
	SPRINKLER PIPING
	WATER INFRASTRUCTURE UPGRADE PIPE
⧗	SPRINKLER RISER
	BREAK LINE

FIRE PROTECTION SCOPE LEGEND

AREA OF WORK: WHERE CEILINGS WERE REMOVED, DEMOLISH UPRIGHT SPRINKERS AND ASSOCIATED SPRIGS INSTALLED DURING CONSTRUCTION. INSTALL NEW PENDENT SPRINKLERS AND ASSOCIATED DROPS SUCH THAT COMPLETE COVERAGE IS PROVIDED PER NFPA 13 EXCEPT AS MODIFIED BY THE VA FIRE PROTECTION DESIGN MANUAL.

AREA NOT IN PROJECT SCOPE

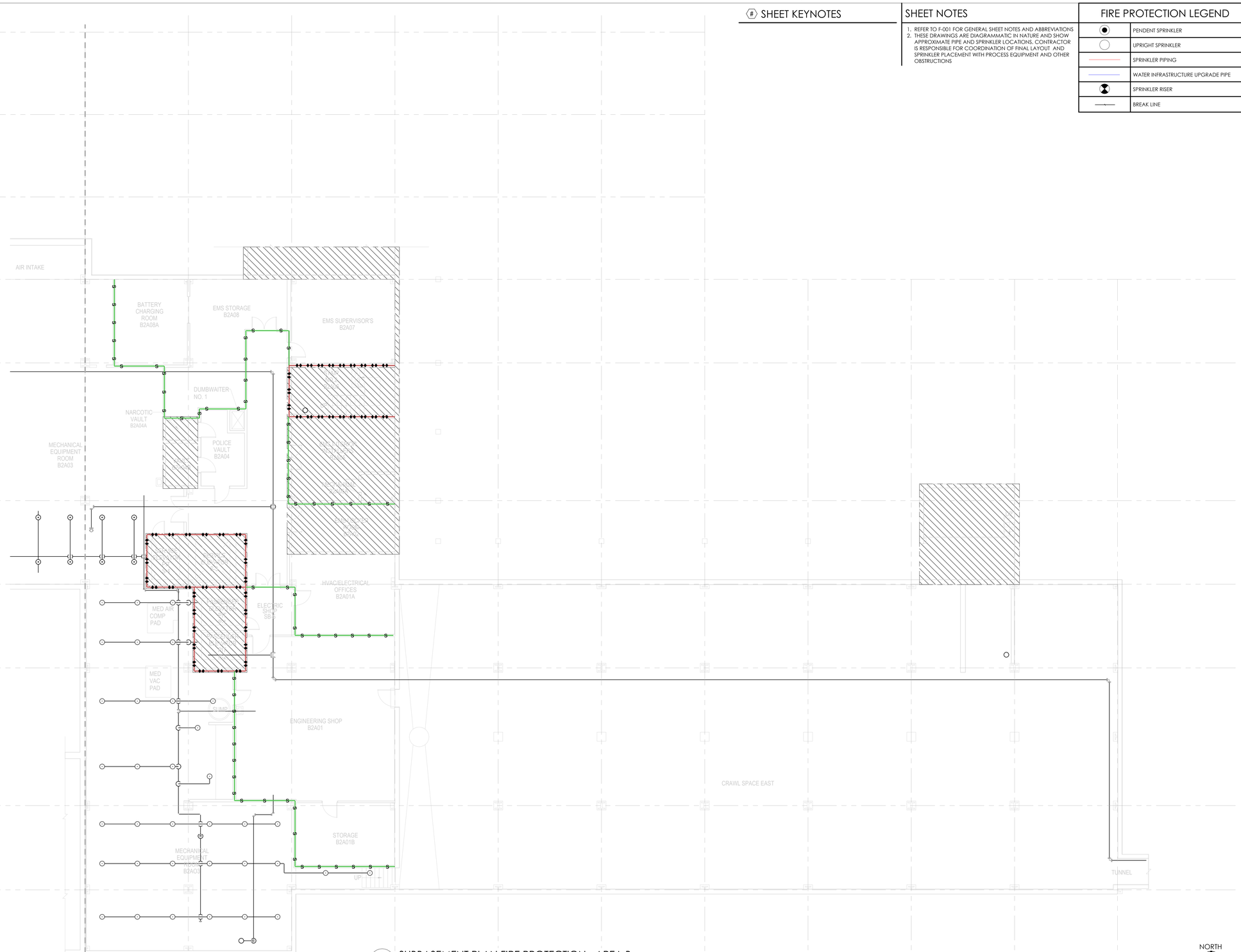

1 FP101B SUBBASEMENT PLAN FIRE PROTECTION - AREA B
SCALE: 1/8" = 1'-0"

NORTH

BID SET	05/04/2026
Revisions:	Date:

CONSULTANT

VELTRE ENGINEERING, INC.
FIRE PROTECTION ENGINEERING
LIFE SAFETY | CODE CONSULTING
2899 DICKENS ST, UNIT C-01
SAN DIEGO, CA 92106 (858)490-9043

DESIGNER OF RECORD

A/E:
DAVENERGY SOLUTIONS
2207 GARNET AVE, SUITE I
SAN DIEGO, CA 92109
619-770-8552

DAVENERGY SOLUTIONS
ENGINEERING | CONSTRUCTION MANAGEMENT

STAMP

REGISTERED PROFESSIONAL ENGINEER JOHN VELTRE No. 33020 Exp. 6/30/27 MECHANICAL CALIFORNIA

Office of Construction and Facilities Management

VA U.S. Department of Veterans Affairs

Drawing Title: SUBBASEMENT PLAN FIRE PROTECTION - AREA B	Phase: BID SET	Project Title: VACCHCS FRESNO REPLACE + EXPAND CHILLED WATER INFRASTRUCTURE	Project Number: 570-20-308
Approved: Approver	-	Location: FRESNO VA HOSPITAL, 2615 E CLINTON AVE, FRESNO, CA 93703	Building Number:
		Issue Date: 05/04/2026 / Checked: JVV / Drawn: CHP	Drawing Number: FP101B

Autodesk Docs://22010 VA Fresno Chilled Water Infrastructure/Fresno Chilled Water Infrastructure - FP.rvt
5/4/2026 12:20:15 PM

VA FORM 08 - 6231

SHEET KEYNOTES

SHEET NOTES

1. REFER TO F-001 FOR GENERAL SHEET NOTES AND ABBREVIATIONS
2. THESE DRAWINGS ARE DIAGRAMMATIC IN NATURE AND SHOW APPROXIMATE PIPE AND SPRINKLER LOCATIONS. CONTRACTOR IS RESPONSIBLE FOR COORDINATION OF FINAL LAYOUT AND SPRINKLER PLACEMENT WITH PROCESS EQUIPMENT AND OTHER OBSTRUCTIONS

FIRE PROTECTION LEGEND

	PENDENT SPRINKLER
	UPRIGHT SPRINKLER
	SPRINKLER PIPING
	WATER INFRASTRUCTURE UPGRADE PIPE
	SPRINKLER RISER
	BREAK LINE

FIRE PROTECTION SCOPE LEGEND

AREA OF WORK: WHERE CEILINGS WERE REMOVED, DEMOLISH UPRIGHT SPRINKERS AND ASSOCIATED SPRIGS INSTALLED DURING CONSTRUCTION. INSTALL NEW PENDENT SPRINKLERS AND ASSOCIATED DROPS SUCH THAT COMPLETE COVERAGE IS PROVIDED PER NFPA 13 EXCEPT AS MODIFIED BY THE VA FIRE PROTECTION DESIGN MANUAL.

AREA NOT IN PROJECT SCOPE

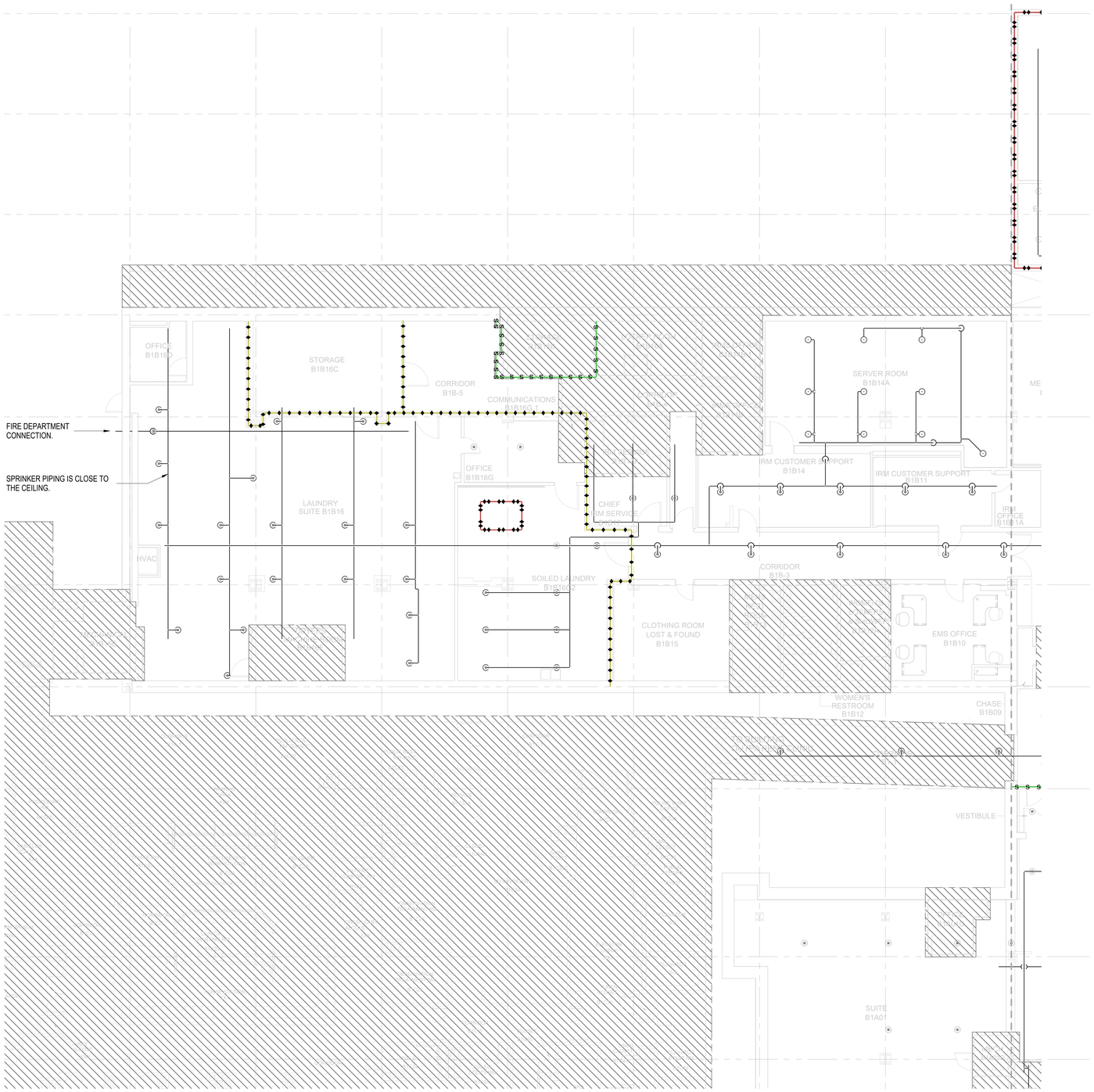

1 FP102A BASEMENT PLAN FIRE PROTECTION - AREA A
SCALE: 1/8" = 1'-0"

BID SET	05/04/2026
Revisions:	Date:

CONSULTANT

VELTRE ENGINEERING, INC.
FIRE PROTECTION ENGINEERING
LIFE SAFETY | CODE CONSULTING
2899 DICKENS ST, UNIT C-01
SAN DIEGO, CA 92106 (858)490-9043

DESIGNER OF RECORD

A/E:
DAVENERGY SOLUTIONS
2207 GARNET AVE, SUITE I
SAN DIEGO, CA 92109
619-770-8552

DAVENERGY SOLUTIONS
ENGINEERING | CONSTRUCTION MANAGEMENT

STAMP

REGISTERED PROFESSIONAL ENGINEER JOHN VELTRE No. 33020 Exp. 6/30/27 MECHANICAL

Office of Construction and Facilities Management

VA U.S. Department of Veterans Affairs

Drawing Title	BASEMENT PLAN FIRE PROTECTION - AREA A
Phase	BID SET
Approved: Approver	-
Project Title	VACCHCS FRESNO REPLACE + EXPAND CHILLED WATER INFRASTRUCTURE
Location	FRESNO VA HOSPITAL 2615 E CLINTON AVE, FRESNO, CA 93703
Issue Date	05/04/2026
Checked	JVV
Drawn	CHP
Project Number	570-20-308
Building Number	
Drawing Number	FP102A

Autodesk Docs://220210 VA Fresno Chilled Water Infrastructure/Fresno Chilled Water Infrastructure - FP.rvt
5/4/2026 12:20:16 PM