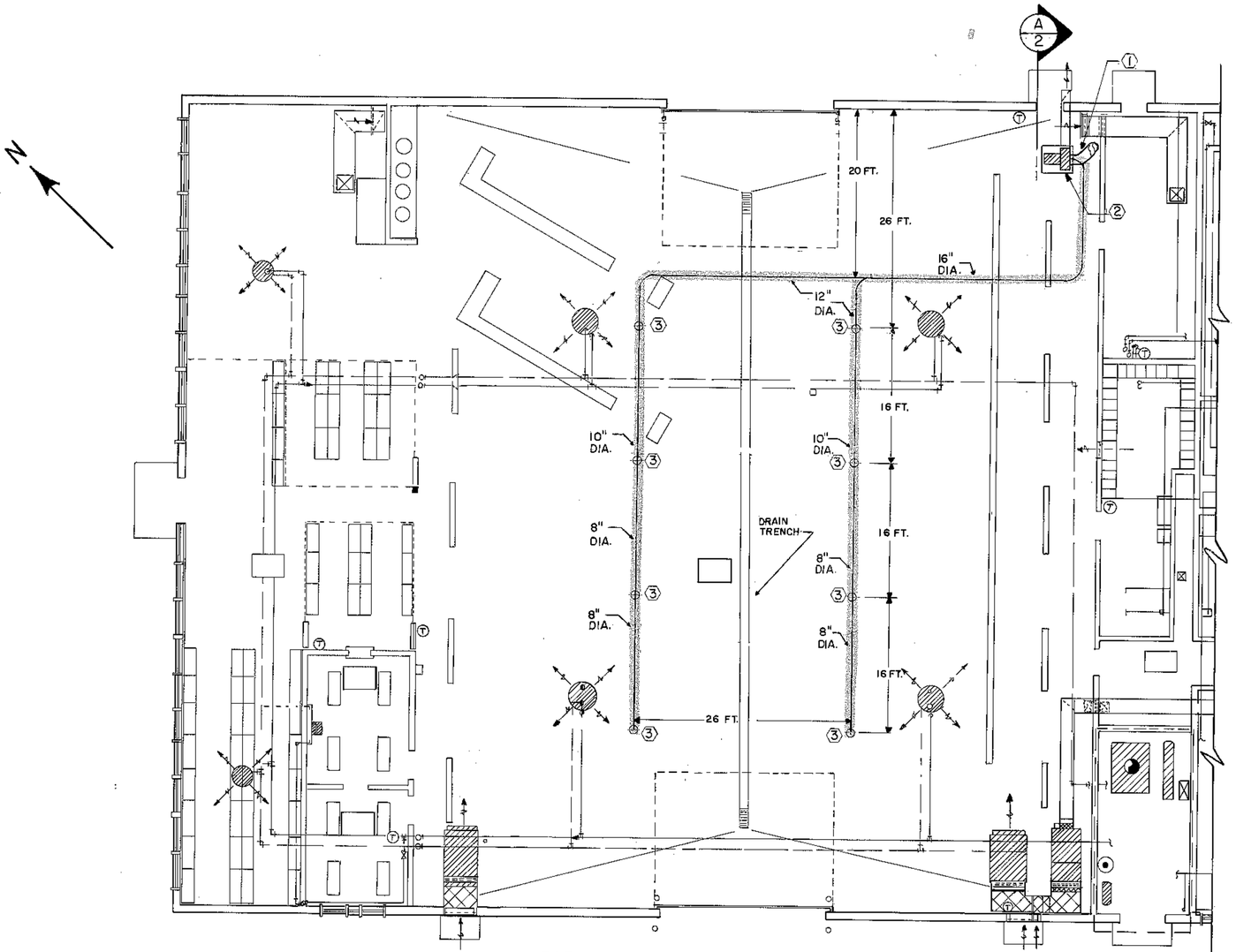

PARTIAL FLOOR PLAN BLDG. 882

SCALE: 1/8"=1'-0"

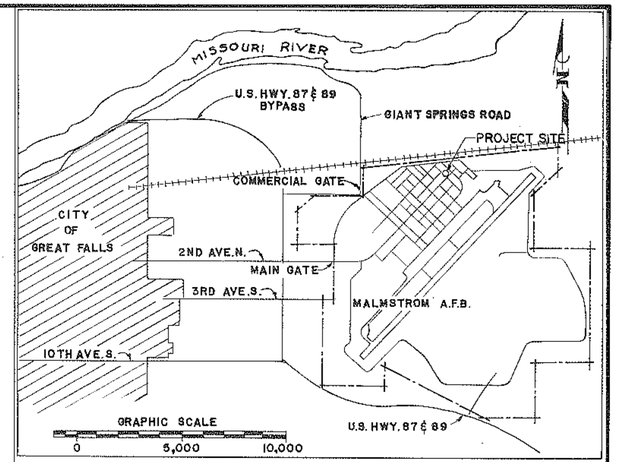

VICINITY MAP

GENERAL NOTES

1. REMOVE EXISTING VERTICAL SECTION OF 16" DUCT AND CAP AT ROOM CEILING LEVEL.
2. EXISTING FAN IS RATED AT 4000 CFM AT 3" SP, 5 HP. FAN AND DUCTWORK SHALL BE ADJUSTED AND BALANCED TO PROVIDE 400 CFM AT EACH NEW OUTLET WITH ALL OUTLETS OPEN.
3. FLEXIBLE DROP TUBES SHALL BE 6" DIA. METAL FLEX TUBE, 3 FEET LONGER THAN DUCT TO FLOOR HEIGHT.
4. WINCH-TYPE CABLE PULL-UP SETS SHALL BE PROVIDED FOR EACH DROP. WINCHES SHALL BE WALL MOUNTED AND CABLES SHALL BE ROUTED TO AVOID INTERFERENCE WITH EQUIPMENT OR STRUCTURES. SPECIAL CARE SHALL BE USED TO AVOID INTERFERENCE WITH THE HOIST OR HOIST RAIL.

DRAFTING SYMBOLS

A/2 SECTION IDENTIFICATION
REF. SHEET NO.

NEW DUCT WORK TO BE INSTALLED

INDEX OF DRAWINGS

SHEET NO.	DESCRIPTION
1	TITLE AND INDEX SHEET
2	LIGHT FIXTURE & FRAMING PLAN

COORDINATION

SIGNATURES AFFIXED BELOW INDICATE OFFICIAL RECOMMENDATION AND APPROVAL OF ALL DRAWINGS IN THIS SET AS INDEXED ON THIS SHEET

CORROSION ENGINEER DATE 10 Sept 81	INSPECTION DATE 9 Sept 81
CUSTOMER SERVICE DATE 8 10 9 11	BIO. ENGINEER DATE 14 Sept 81
EMCS ENGINEER DATE 11 Sept 81	GROUND SAFETY DATE 11 Sept 81
FIRE CHIEF DATE 10 Sep 81	USING ORGANIZATION DATE

REV.	DATE	DESCRIPTION	DRAWN	APPR'D
	18 Jan 82			

STRATEGIC AIR COMMAND
CIVIL ENGINEERING
MALMSTROM AIR FORCE BASE

INSTALL OVERHEAD VEHICLE EXHAUST SYSTEM, BLDG 882

TITLE AND INDEX SHEET

SUBMITTED PROJECT ENGINEER	RECOMMENDED CHIEF ENGINEER	APPROVED BASE CIVIL ENGINEER	
DESIGNED G.C.	CHECKED S.W.P	SCALE AS SHOWN	DRAWING NUMBER MLM - 882 - 1
DRAWN POWELL	DATE 27 JULY 81	PROJECT NUMBER MLM - 82-0014	SHEET 1 OF 2

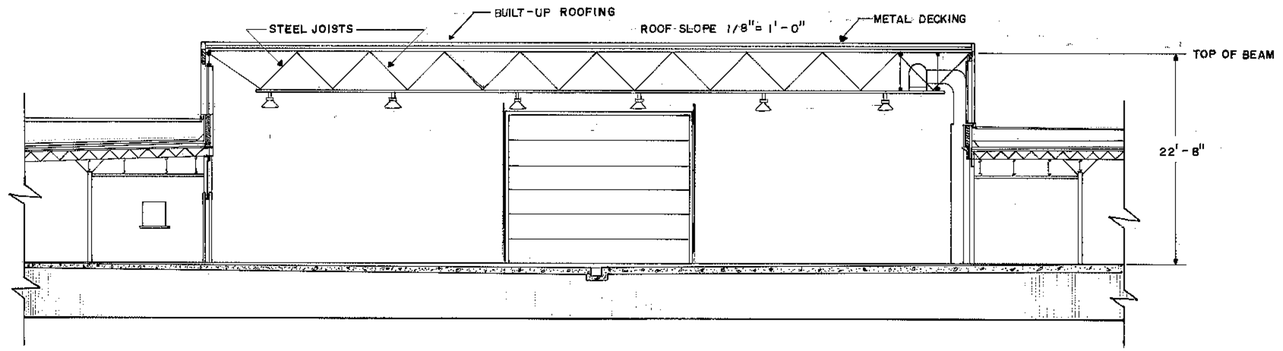

B PARTIAL ELEVATION (NORTHWEST)
SCALE: 1/8" = 1'-0"

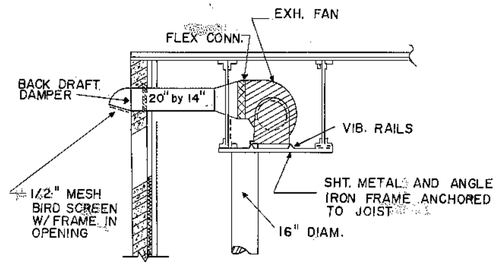

A EXISTING EXHAUST FAN
SCALE: 1/8" = 1'-0"

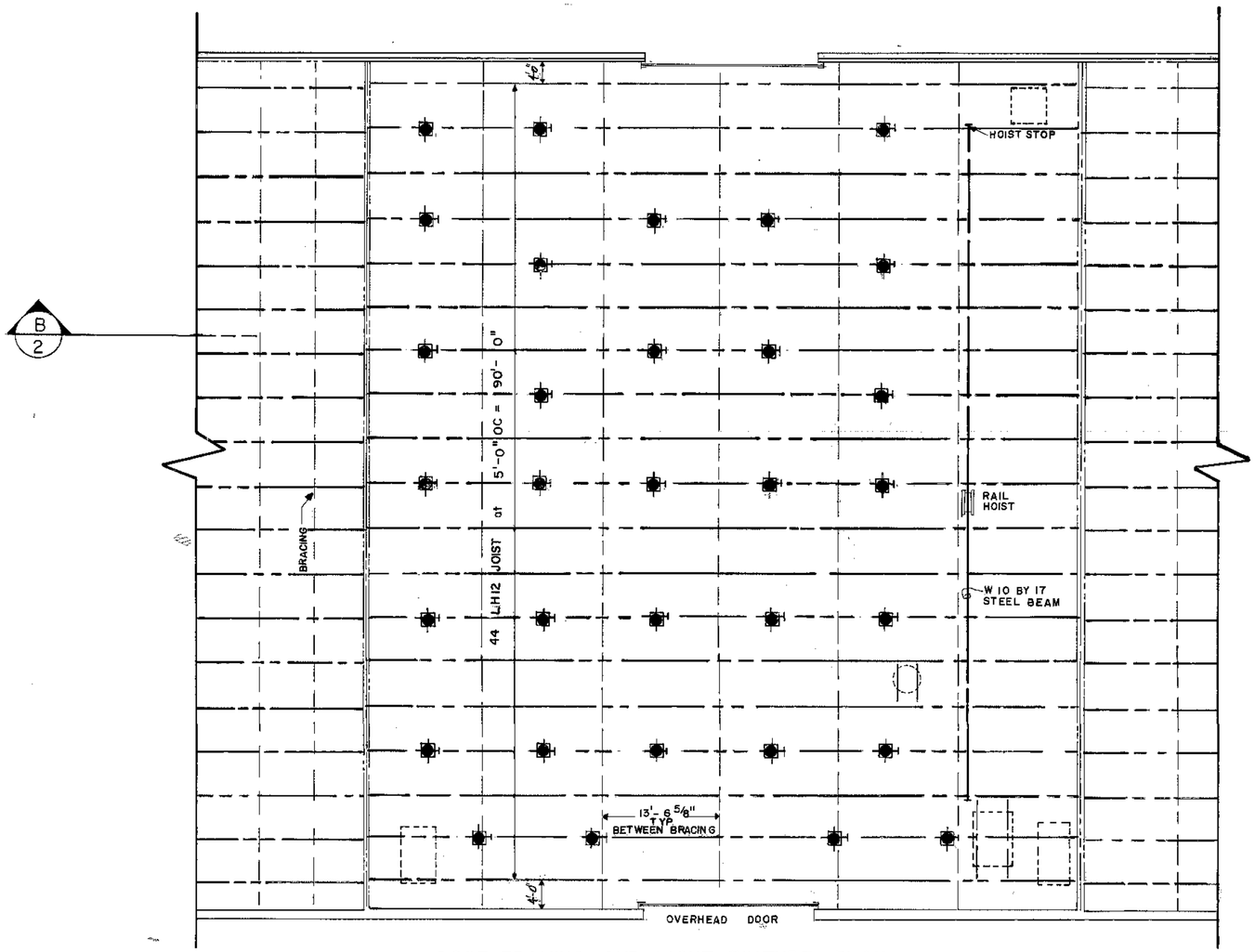

ROOF FRAMING AND LIGHT FIXTURE PLAN
SCALE: 1/8" = 1'-0"

REV.	DATE	DESCRIPTION	DRAWN	APPR'D
	12 AUG 82	[illegible]	[illegible]	[illegible]

STRATEGIC AIR COMMAND
CIVIL ENGINEERING
MALMSTROM AIR FORCE BASE
INSTALL OVERHEAD VEHICLE EXHAUST SYSTEM — BLDG. 882

LIGHT FIXTURE AND FRAMING PLAN

SUBMITTED	RECOMMENDED	APPROVED
PROJECT ENGINEER	CHIEF ENGINEER	BASE CIVIL ENGINEER

DESIGNED	CHECKED	SCALE	DRAWING NUMBER
G.C.	S.W.P.	AS SHOWN	MLM - 882-1
DRAWN	DATE	PROJECT NUMBER	SHEET 2 OF 2
POWELL	6 AUG 81	MLM - 82-0014	