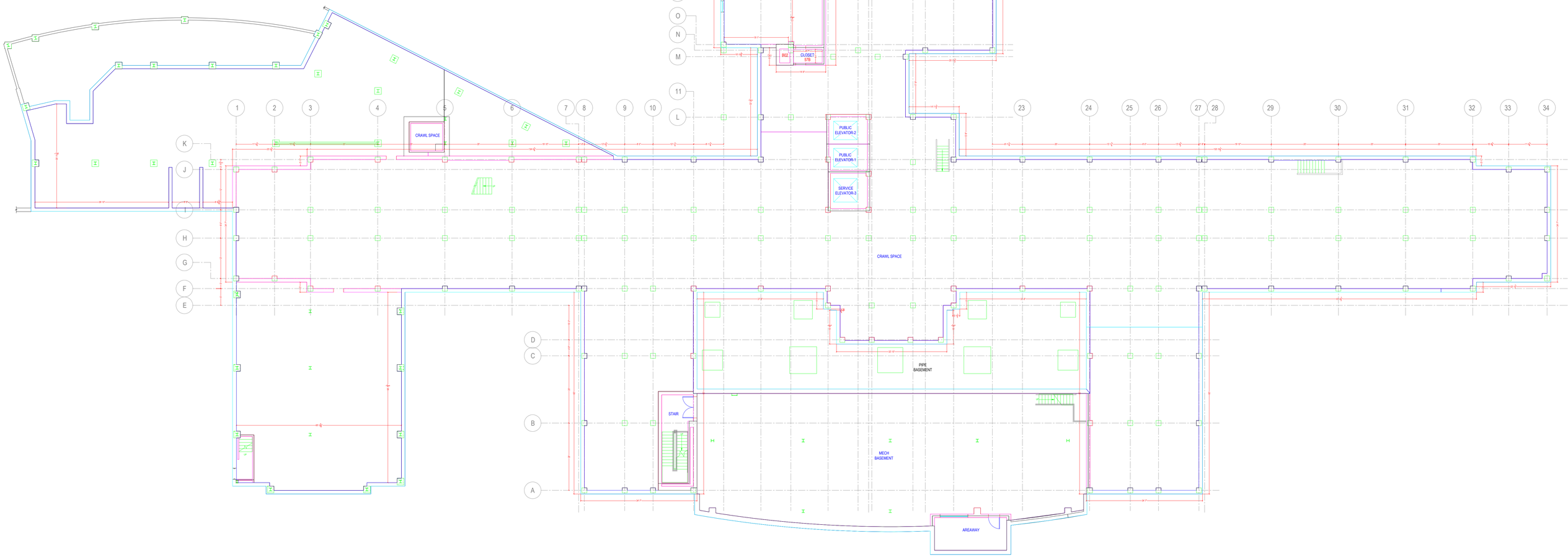
STAIR
SERVICE RM
STA
802
CLOSET
STB
PUBLIC
ELEVATOR-2
PUBLIC
ELEVATOR-1
SERVICE
ELEVATOR-3
CRAWL SPACE
CRAWL SPACE
PIPE
BASEMENT
STAIR
MECH
BASEMENT
AREAWAY

LEGEND

SYMBOLS/ LINE TYPES	DESCRIPTION
	BALL VALVE
	GATE VALVE
	2 WAY MODULATING CONTROL VALVE
	LOUVER
	RETURN AIR FLOW DIRECTION
	CONNECT TO EXISTING
	FLOAT & THERMOSTATIC TRAP SET
	FIRE DAMPER
	MECHANICAL EQUIPMENT
	CONCENTRIC REDUCER
	CAPS
	CHECK VALVE
	SUPPLY DIFFUSER
	BALANCING VALVE WITH FLOW METER FITTING
FM	FLOW METER
	TEE ELBOW DOWN
	2 WAY MODULATING CONTROL VALVE
	STEAM RADIATOR
	FLOW DIRECTION IN PIPE
	MOTORISED DAMPER
	3 WAY MODULATING CONTROL VALVE
	BUTTERFLY VALVE
T	ROOM CONTROL THERMOSTAT
H	HUMIDISTAT
	FAN
	VOLUME DAMPER
	INLINE CIRCULATING PUMP
	GATE VALVE
	STRAINER
	PRESSURE GAUGE
	UNION
	PRESSURE REDUCING VALVE
	SAFETY OR PRESSURE RELIEF VALVE
	GLOBE VALVE
	ANCHOR
	PIPE GUIDE OR SLEEVE
	FLEXIBLE CONNECTION
	EXHAUST DIFFUSER
	UNIT HEATER
LPS	LOW PRESSURE STEAM
LPR	LOW PRESSURE STEAM RETURN
MPS	MEDIUM PRESSURE STEAM
MPR	MEDIUM PRESSURE STEAM RETURN
CH	CHILLED WATER SUPPLY
CHR	CHILLED WATER RETURN
HPS	HIGH PRESSURE STEAM SUPPLY
HPR	HIGH PRESSURE STEAM RETURN
HWS	LOW TEMPERATURE HOT WATER SUPPLY
HWR	LOW TEMPERATURE HOT WATER SUPPLY
PC	PUMPED CONDENSATE
A	COMPRESSED AIR

NOTE:
TRAPS AND DRIP RETURNS ARE LOCATED BELOW WATER STORAGE TANK

CONC PAD
CONC PAD
CONC PAD
MECH 55
ELECTRICAL 54
STORAGE 53
STAIR-4 52
CORRIDOR
WALK-IN REFRIGERATOR 1 50A
FEC
MULTIPURPOSE RM 51A
ELECTRICAL DUMBWAITER
CORRIDOR 58
ENTRANCE TO BUILDING 102 LOADING DOCK
HAC 56
STAIR 57
WALK-IN REFRIGERATOR 1 50B
WALK-IN REFRIGERATOR 1 50D
FOOD STORAGE 50
CORRIDOR
WALK-IN REFRIGERATOR 1 50C
STORAGE 51
STORAGE BOXES 49
TO BUILDING 101 AND BUILDING 104
CORRIDOR 61A
STORAGE 16
MECH 20
ANTE RM 21A
IT CLOSET 24C
DECON RM 24
ANTE RM 24D
CART WASHER 24B
ANTE RM 24A
PUBLIC ELEVATOR-2
PUBLIC ELEVATOR-1
ELEVATOR LOBBY 62A
STAIR-1 18
STAFF AREA 21
MALE TOILET 21C
MALE LOCKER 21B
CLOSET 23A
STORAGE 24E
SERVICE LOBBY 61
ELECTRICAL CLOSET 17
SERVICE ELEVATOR-2
ELECTRICAL CLOSET 17B
ELECTRICAL CLOSET 17A
FEMALE TOILET 21E
FEMALE LOCKER 21D
CLEAN UTILITY 23
STERILE PREPARATION 22A
STERILE PREPARATION 22
CORRIDOR 25
STAIR-3 28
UNISEX TOILET 31B
UNISEX TOILET 31A
VENDING 31
EMS OFFICE 32
VESTIBULE 32A
CORRIDOR 25A
ELECTRICAL CLOSET 29
HAC 30A
CORRIDOR 33
CORRIDOR 26
CORRIDOR 27
STAFF LOCKER 44
STAFF SHOWER 44A
WARD SUPPLIES STORAGE 1B
STERILE PREPARATION STORAGE 1
STORAGE
ETD RM 1C
WARD SUPPLIES STORAGE OFFICE 1D
FROZEN AND GROSS SECTION RM G25
SLIDE BLOCK STORAGE G26
CONFERENCE G42
SECY / WAITING 34
CORRIDOR 43
CHIEF OF PATHOLOGY OFFICE 35
UNISEX TOILET 41
STORAGE 40
PATHOLOGIST OFFICE 36
POINT OF CARE OFFICE 39
LAB MGR OFFICE 38
MECH 43A
PATHOLOGIST OFFICE 37
ELECTRICAL G21
HVAC G22
OPEN LABORATORY G18
FELECOM G23
HVAC G24
FUTURE MOLECULAR / MICROBIOLOGY LAB G20
STAFF LOUNGE G17
STAFF LOCKERS G16
SHARED OFFICE G15
STAFF TOILET G14
HAC G13
CORRIDOR G10
SUPPLY RM G12
TOILET
BLOOD BANK G19
BREAK RM 2
DECON RM 1A
BLOOD DRAW / WAITING 4
MECH 4A
STAFF TOILET 5
ENTRY
BREAK RM LAB 6A
HAC G050
STAFF TOILET G051
CORRIDOR
FEC
ENTRANCE TO BUILDING 102 WAITING ROOM
SOUTH CORRIDOR G027
ELEVATOR
ELEVATOR EQUIP G004
CLEAN UTILITY G005
SOILED UTILITY G006
ELECTRICAL CLOSET 9
STAIR-2 11
ELECTRICAL CLOSET 10
RECEPTION G001
CHEST X-RAY G049
GENERAL X-RAY G048
GENERAL X-RAY G047
GENERAL X-RAY G046
FLUOROSCOPY G043
CORRIDOR G045
BREAK RM G041
OFFICE G042
STAFF TOILET G040
STAFF TOILET G044
DRESSING G037
DRESSING G038
EXIT STAIR G032
STERILE SUPPLY G036
READING RM G035
MRI SCAN RM 7N
MRI CONTROL RM 7M
EQUIP STORAGE 7O
STAFF TOILET 7P
DRESSING 7Q
MRI WAITING 7L
CAMERA G015
CONTROL RM G014A
CAMERA G014
PETICT RM G013
CONTROL RM G012
IT CLOSET G011
STAFF TOILET G010
ELECTRICAL G009
SCANNER EQUIP RM G034
PATIENT CORRIDOR G031
NUCLEAR MEDICINE SUITE CORRIDOR G018
CLOSET G018B
STORAGE G018A
STAFF TOILET G016
NM TECH OFFICE G017
MECH G019
STORAGE G017A
STAIR G030
STRESS LAB G020
DEXASCAN G021
TOILET G022B
DOSING G022
HOT LAB G023
THYROID UPTAKE G025
WAITING G002
UNISEX TOILET G028
COPY G003
NORTH CORRIDOR G028
TO BUILDING 17
BLDG 104
BLDG 01
CORRIDOR-1 105
STORAGE 032E
VOLUNTEER OFFICE 102
ENTRY 101
VESTIBULE 100
WORK RM 032D
CORRIDOR-2 107
CORRIDOR-4 108

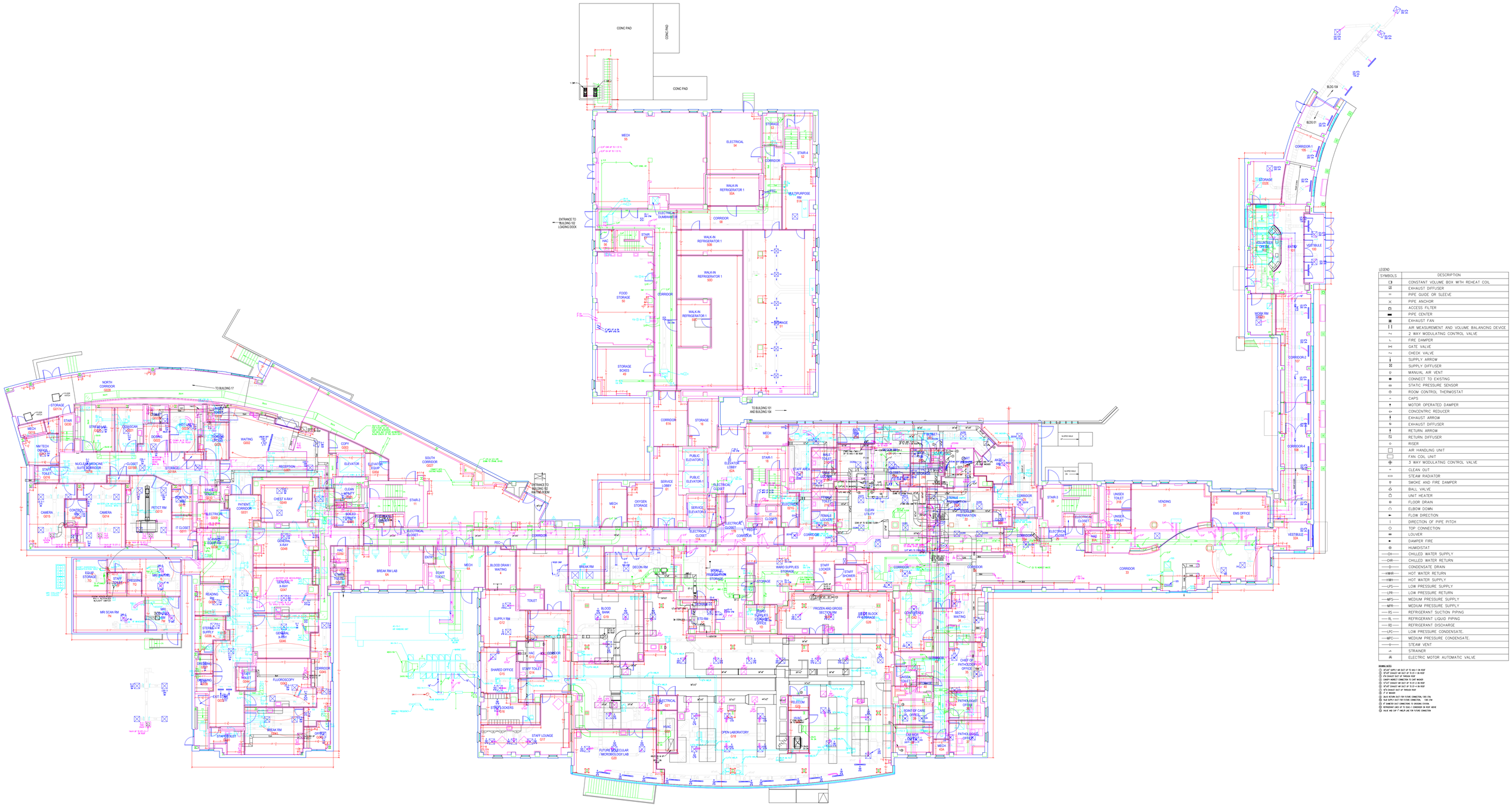

LEGEND

SYMBOLS	DESCRIPTION
	CONSTANT VOLUME BOX WITH REHEAT COIL
	EXHAUST DIFFUSER
	PIPE GUIDE OR SLEEVE
	PIPE ANCHOR
	ACCESS FILTER
	PIPE CENTER
	EXHAUST FAN
	AIR MEASUREMENT AND VOLUME BALANCING DEVICE
	2 WAY MODULATING CONTROL VALVE
	FIRE DAMPER
	GATE VALVE
	CHECK VALVE
	SUPPLY ARROW
	SUPPLY DIFFUSER
	MANUAL AIR VENT
	CONNECT TO EXISTING
	STATIC PRESSURE SENSOR
	ROOM CONTROL THERMOSTAT
	CAPS
	MOTOR OPERATED DAMPER
	CONCENTRIC REDUCER
	EXHAUST ARROW
	EXHAUST DIFFUSER
	RETURN ARROW
	RETURN DIFFUSER
	RISER
	AIR HANDLING UNIT
	FAN COIL UNIT
	3 WAY MODULATING CONTROL VALVE
	CLEAN OUT
	STEAM RADIATOR
	SMOKE AND FIRE DAMPER
	BALL VALVE
	UNIT HEATER
	FLOOR DRAIN
	ELBOW DOWN
	FLOW DIRECTION
	DIRECTION OF PIPE PITCH
	TOP CONNECTION
	LOUVER
	DAMPER FIRE
	HUMIDISTAT
CH	CHILLED WATER SUPPLY
CHR	CHILLED WATER RETURN
D	CONDENSATE DRAIN
HWR	HOT WATER RETURN
HWS	HOT WATER SUPPLY
LPS	LOW PRESSURE SUPPLY
LPR	LOW PRESSURE RETURN
MPS	MEDIUM PRESSURE SUPPLY
MPR	MEDIUM PRESSURE SUPPLY
RS	REFRIGERANT SUCTION PIPING
RL	REFRIGERANT LIQUID PIPING
RD	REFRIGERANT DISCHARGE.
LPC	LOW PRESSURE CONDENSATE.
MPC	MEDIUM PRESSURE CONDENSATE.
V	STEAM VENT
	STRAINER
	ELECTRIC MOTOR AUTOMATIC VALVE.

DRAWING NOTES
1. 30"x24" SAMPLE AIR DUCT UP TO MAU-1 ON ROOF
2. 30"x24" EXHAUST AIR DUCT UP TO EF-1 ON ROOF
3. 8"ø EXHAUST DUCT UP THROUGH ROOF
4. CANOPY MARKET CONNECTION TO CART WASHER
5. 12"x12" EXHAUST AIR DUCT UP TO EF-2 ON ROOF
6. 30"x18" EXHAUST AIR DUCT UP TO EF-3 ON ROOF
7. 8"ø EXHAUST DUCT UP THROUGH ROOF
8. 2" H WASHER
9. 28x18 RETURN DUCT FOR FUTURE CONNECTION, TYPE 1TYP.
10. 14x8 SUPPLY DUCT FOR FUTURE CONNECTION. TYPE 1TYP.
11. 8" DIAMETER DUCT CONNECTIONS TO GROOMING STATION.
12. REFRIGERANT LINES UP TO ROOF-1 CONDENSER ON ROOF ABOVE.
13. VALVE AND CAP 1" ANGLER LINE FOR FUTURE CONNECTION

22'-1½"
113'-9½"
40'
40'
153'-9½"
22'-1½"
104'
25'-11½"
18'
ELEVATOR
MACHINE RM
15'-3"
4'-2"
3'-4"
12'-8"
DN
SLATE ROOFING
SLATE ROOFING
MECH
MECH
MECH
39'-6"
40'
37'-2"
32'-10"
40'
38'-3"
34'
3'
22'-1½"
81'-6½"
81'-6½"
22'-1½"
60'
60'
60'-1"
59'-11"
34'
34'
CHASE

LEGEND

SYMBOLS/ LINE TYPE	DESCRIPTION
	RETURN DIFFUSER
	SUPPLY DIFFUSER
	VOLUME DAMPER
	FIRE DAMPER
	FLEXIBLE CONNECTION
	MOTOR OPERATED DAMPER
	LOUVER
	FLOW
	BALANCING VALVE WITH FLOW METER FITTING
	BALL VALVE
	GATE VALVE
	2 WAY MODULATING CONTROL VALVE
	STRAINER
	FLOOR DRAIN
	CAPS
	AIR HANDLING UNIT
HR	HOT WATER RETURN
HS	HOT WATER SUPPLY
LPS	LOW PRESSURE STEAM SUPPLY
LPR	LOW PRESSURE STEAM RETURN

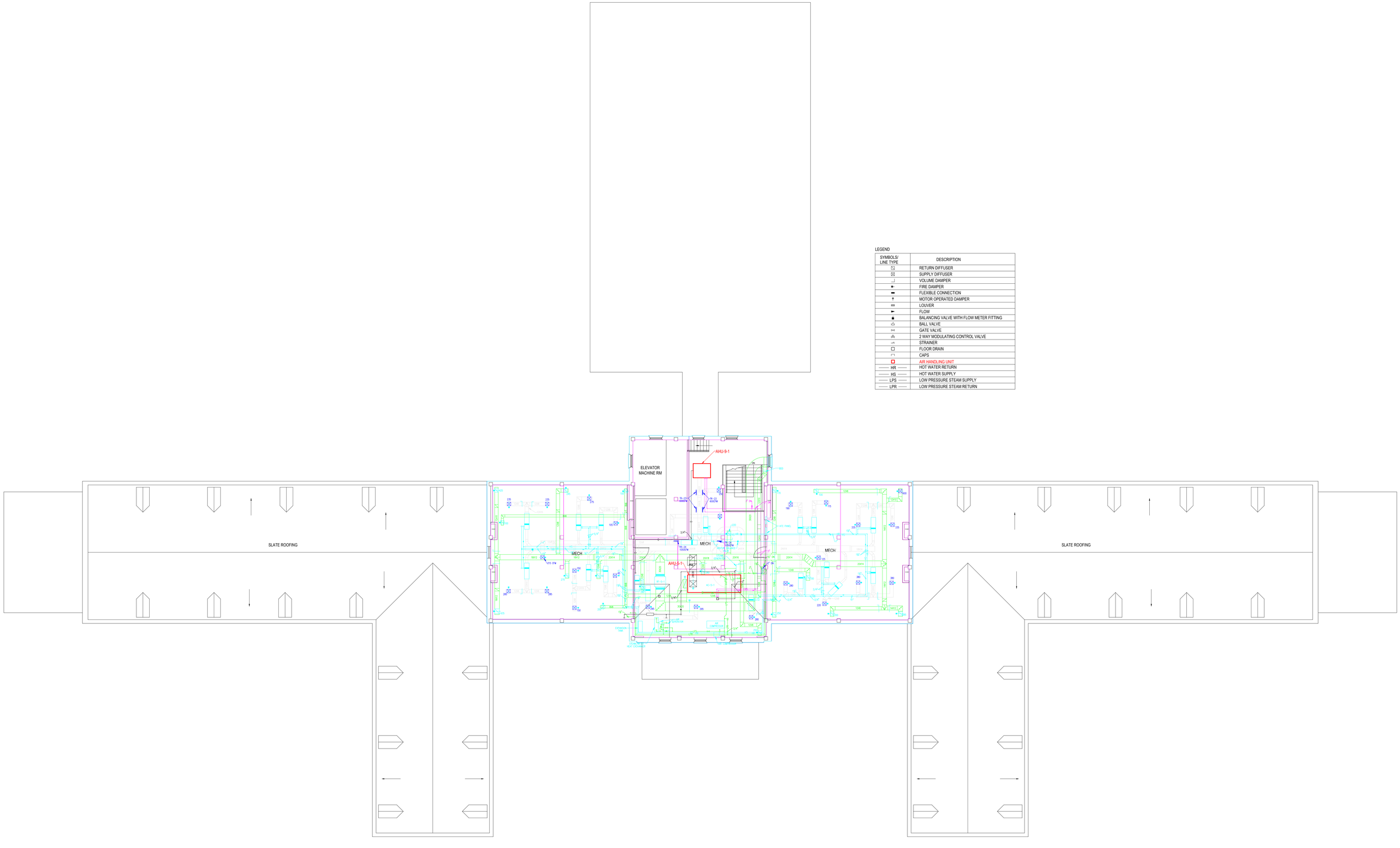

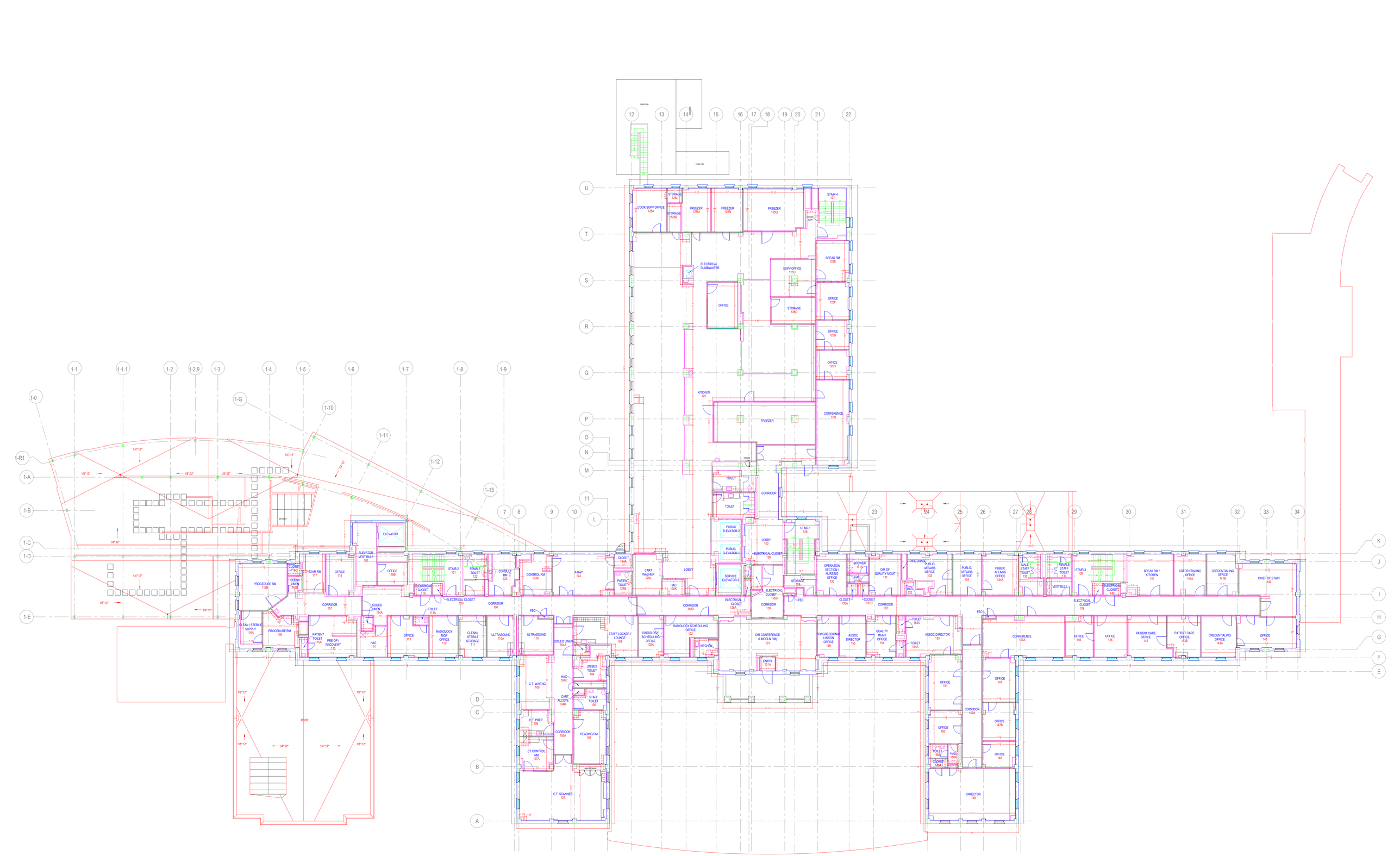
CONC PAD
CONC PAD
ROOF ACCESS
STORAGE 125C
COOK SUPV OFFICE 125A
STORAGE 125B
FREEZER 125M
FREEZER 125M
FREEZER 125Q
ACCESS DOOR
STAIR-4 127
ELECTRICAL DUMBWAITER
BREAK RM 125E
SUPV OFFICE 125C
OFFICE
OFFICE 125D
STORAGE 125D
OFFICE 125F
OFFICE 125G
OFFICE 125H
KITCHEN 125
FREEZER
CONFERENCE 125I
ACCESS DOOR
TOILET
TOILET
CORRIDOR
PUBLIC ELEVATOR-2
PUBLIC ELEVATOR-1
SERVICE ELEVATOR-3
LOBBY 160
ELECTRICAL CLOSET 126
STAIR-1 128
STORAGE 129
ELECTRICAL CLOSET 126B
ELECTRICAL CLOSET 126A
ROOF ACCESS
ELEVATOR
ELEVATOR VESTIBULE 101
CLOSET 114C
CLEAN LINEN 114D
EXAM RM 117
OFFICE 118
OFFICE 118B
ELECTRICAL CLOSET 119
STAIR-2 121
FEMALE TOILET 122
CONSULT RM 123
CONTROL RM 123A
X-RAY 124
CLOSET 124A
PATIENT TOILET 124B
CART WASHER 125J
HAC 125K
LOBBY
OPERATION SECTION / NURSING OFFICE 130
SHOWER 131A
HALL 131B
DIR OF QUALITY MGMT 131
PIPE CHASE
PUBLIC AFFAIRS OFFICE 133
HAC 132
PUBLIC AFFAIRS OFFICE 134
PUBLIC AFFAIRS OFFICE 134A
MALE STAFF TOILET 135
FEMALE STAFF TOILET 137
STAIR-3 138
VESTIBULE
ELECTRICAL CLOSET 139
ELECTRICAL CLOSET 140
BREAK RM / KITCHEN 141
CREDENTIALING OFFICE 141A
CREDENTIALING OFFICE 141B
CHIEF OF STAFF 142
PROCEDURE RM 116B
CORRIDOR 157
SOILED LINEN 114A
TOILET 113A
ELECTRICAL CLOSET 120
CORRIDOR 100
CORRIDOR 108B
ELECTRICAL CLOSET 126A
CORRIDOR 159
FEC
CLOSET 135A
CLOSET 131C
CORRIDOR 162
FEC
CLEAN / STERILE SUPPLY 115A
PROCEDURE RM 116
PATIENT TOILET 115A
PRE OP / RECOVERY 115
HAC 114
OFFICE 113
RADIOLOGY MGR OFFICE 112
CLEAN / STERILE STORAGE 111
ULTRASOUND 110A
ULTRASOUND 110
SOILED LINEN 104A
STAFF LOCKER / LOUNGE 103
RADIOLOGY SCHEDULING OFFICE 102A
RADIOLOGY SCHEDULING OFFICE 102
KITCHEN
DIR CONFERENCE (LINCOLN RM) 101
CONGRESSIONAL LIAISON OFFICE 156
ASSOC DIRECTOR 155
QUALITY MGMT OFFICE 154
TOILET 153A
TOILET 154A
ASSOC DIRECTOR 153
CONFERENCE 167A
OFFICE 146
OFFICE 145
PATIENT CARE OFFICE 144
PATIENT CARE OFFICE 143B
CREDENTIALING OFFICE 143A
OFFICE 143
UNISEX TOILET 104
ENTRY 101A
HAC 104C
C.T. WAITING 109
CART ALCOVE 104B
STAFF TOILET 105
C.T. PREP 108
CORRIDOR 155A
READING RM 106
CT CONTROL RM 107A
C.T. SCANNER 107
OFFICE 151
OFFICE 147
CORRIDOR 162A
OFFICE 150
OFFICE 147B
TOILET 150C
HALL 150A
CLOSET 150A
OFFICE 148
DIRECTOR 149
ROOF
1-1
1-1.1
1-2
1-2.9
1-3
1-4
1-5
1-6
1-7
1-8
1-9
1-0
1-G
1-10
1-11
1-12
1-13
1-R1
1-A
1-B
1-C
1-D
1-E
1-R2
7
8
9
10
11
12
13
14
15
16
17
18
19
20
21
22
23
24
25
26
27
28
29
30
31
32
33
34
U
T
S
R
Q
P
O
N
M
L
K
J
I
H
G
F
E
D
C
B
A

LEGEND

SYMBOL LINE TYPE	DESCRIPTION
	SPLIT SYTEM AC
	GRAVITY RELIEF VENT
	EXHAUST FAN
	GATE VALVE
	EXHAUST ARROW
	FIRE DAMPER
	FILTER
	MIXING BOX
	SMOKE AND FIRE DAMPER
	RETURN DIFFUSER
	RISER
	SUPPLY ARROW
	SUPPLY DIFFUSER
	THERMOSTAT
	VOLUME DAMPER
	3 WAY MODULATING CONTROL VALVE
	AUTOMATIC AIR VENT
	FAN COIL UNIT
	DIRECTION OF PIPE PITCH (DOWN)
	WALL CLEAN OUT
	ROOM CONTROL THERMOSTAT
	GRILLE
	ACCESS PANEL
	MOTOR OPERATED DAMPER
	EXHAUST DIFFUSER
	AIR TERMINAL UNIT
	RETURN AIR FLOW DIRECTION
	EXHAUST ARROW
	HUMIDISTAT
	FLOW
	DRIP DOWN
	AIR FLOW DIRECTION(SUPPLY/RETURN)
	FAN
	FLEXIBLE CONNECTOR
	CLEAN OUT EXPOSED
	CAPS
	ROOF TOP UNIT
	CONDENSING UNIT
CHS	CHILLED WATER SUPPLY
CHR	CHILLED WATER RETURN
HWS	HOT WATER SUPPLY
HWR	HOT WATER RETURN
MPS	MEDIUM PRESSURE STEAM
MPR	MEDIUM PRESSURE STEAM RETURN
D	CONDENSATE DRAIN
LPS	LOW PRESSURE STEAM
LPC	LOW PRESSURE CONDENSATE
MPC	MEDIUM PRESSURE CONDENSATE
V	STEAM VENT

DRAWING NOTES:

(A) 12" DEEP INSULATED PLENUM BOX ON THE BACK OF EACH FAN COIL UNIT (TYPICAL OF 7)
MOUNT ALL FAN COIL UNITS AND DUCTWORK AS HIGH AS POSSIBLE

(B) COORDINATE WITH STRUCTURE, LIGHTS , ETC (TYPICAL OF 7)
CONTROL CONTACT POINT FROM PASS-THRU REFRIGERATOR TO ECC FOR MONITORING

(C) REFRIGERATION TEMPERATURE & SOUND ALARM AT PANEL IF TEMPERATURE RISES ABOVE SET POINT

(D) DIGITAL WALL ADJUSTER FOR THERMAFUSER

(E) BYPASS DAMPER CONTROLLED BY PRESSURE INDEPENDENT MODULE

CONC PAD

CONC PAD

CONC PAD

DN

PATIENT TOILET 249

MECH 250

STAIR-4 238

DN

UP

CHEMO BAY 001

CHEMO BAY 002

PASSAGE 235

CHEMO BAY 016

CHEMO BAY 003

BREAK RM 252

CHEMO BAY 015

CHEMO BAY 004

CHEMO BAY 014

CHEMO BAY 005

STAFF AREA 240A

CHEMO BAY 013

CHEMO BAY 006

CHEMO TREATMENT 240

CHEMO BAY 012

CHEMO BAY 007

CHEMO BAY 008

CHEMO BAY 009

CHEMO BAY 010

MED PREP 245

PATIENT TOILET 253

FAMILY WAITING 240B

IV PREP 247

HAC 246

STAFF TOILET 254

SOILED UTILITY 255

PASSAGE 230

CONTROL RM 256

CLEAN UTILITY 257

PASSAGE 245

PUBLIC ELEVATOR-2

PUBLIC ELEVATOR-1

ELEVATOR LOBBY 200

ELECTRICAL CLOSET 243

STAIR-1 244

UP

DN

SERVICE ELEVATOR-3

ELECTRICAL CLOSET 241

OXYGEN STORAGE 200B

IT CLOSET 200A

ELECTRICAL CLOSET 242

BREAK RM 228

STAIR-2 231

UP

DN

ONCOLOGY PROCEDURE RM 232

MED RM 234A

CLEAN SUPPLY 233

NEUROLOGY / ONCOLOGY NURSE OFFICE 234

NEUROLOGY TRIAGE 235

NURSE MGR OFFICE (BLOOD DRAW/TRIAGE) 236

EXAM RM / PROCEDURE RM 237

PATIENT TOILET 240

ELEVATOR LOBBY 200D

PATIENT TOILET 239

CORRIDOR C220

ELECTRICAL 225

ELECTRICAL 230

CORRIDOR C200

OFFICE SUPPLY 238

OPEN OFFICE 225

TRAINING 221

FEMALE LOCKER 220

MALE LOCKER 219

HAC 217

STERILE SUPPLY 216

SOILED UTILITY 215

PATIENT TOILET 214

EXAM RM 213

EXAM RM 212

EXAM RM 211

EXAM RM 210

PASSAGE

WORK RM 204

NEUROLOGY PROCEDURE RM 203

EXAM RM / PROCEDURE RM (PLASTIC SURGY / GEN SURGY) 202

WAITING 201

RECEPTION 200D

PROCEDURE RM 205

EXAM RM 206

EXAM RM 207

EXAM RM 208

EXAM RM 209

SOILED UTILITY 265

PATIENT RM 266

PATIENT TOILET 251B

STAFF TOILET 267

MED RM 268A

MED RM 268B

NURSE MGR 268C

NURSE WORK 268

PATIENT RM 269

TOILET 272B

STAIR-3 270

UP

DN

ELECTRICAL 271

ELECTRICAL 272

PATIENT RM 273

TOILET 271B

TOILET 270B

PATIENT RM 274

DINING 275

CORRIDOR C250

CORRIDOR C270

CLEAN UTILITY 293

CLEAN SUPPLY 292

PATIENT RM 291

HAC 290

TOILET 254B

EQ 289

TOILET 264B

PATIENT RM 280

PATIENT RM 279

TOILET 265B

TOILET 266B

PATIENT RM 278

PATIENT RM 277

TOILET 267B

TOILET 268B

PATIENT RM 276

TOILET 258B

TOILET 263B

PATIENT RM 287

PATIENT RM 282

PATIENT RM 286

CORRIDOR C260

PATIENT RM 283

TOILET 259B

TOILET 262B

TOILET 260B

TOILET 261B

ISOLATION RM 285

ISOLATION RM 284

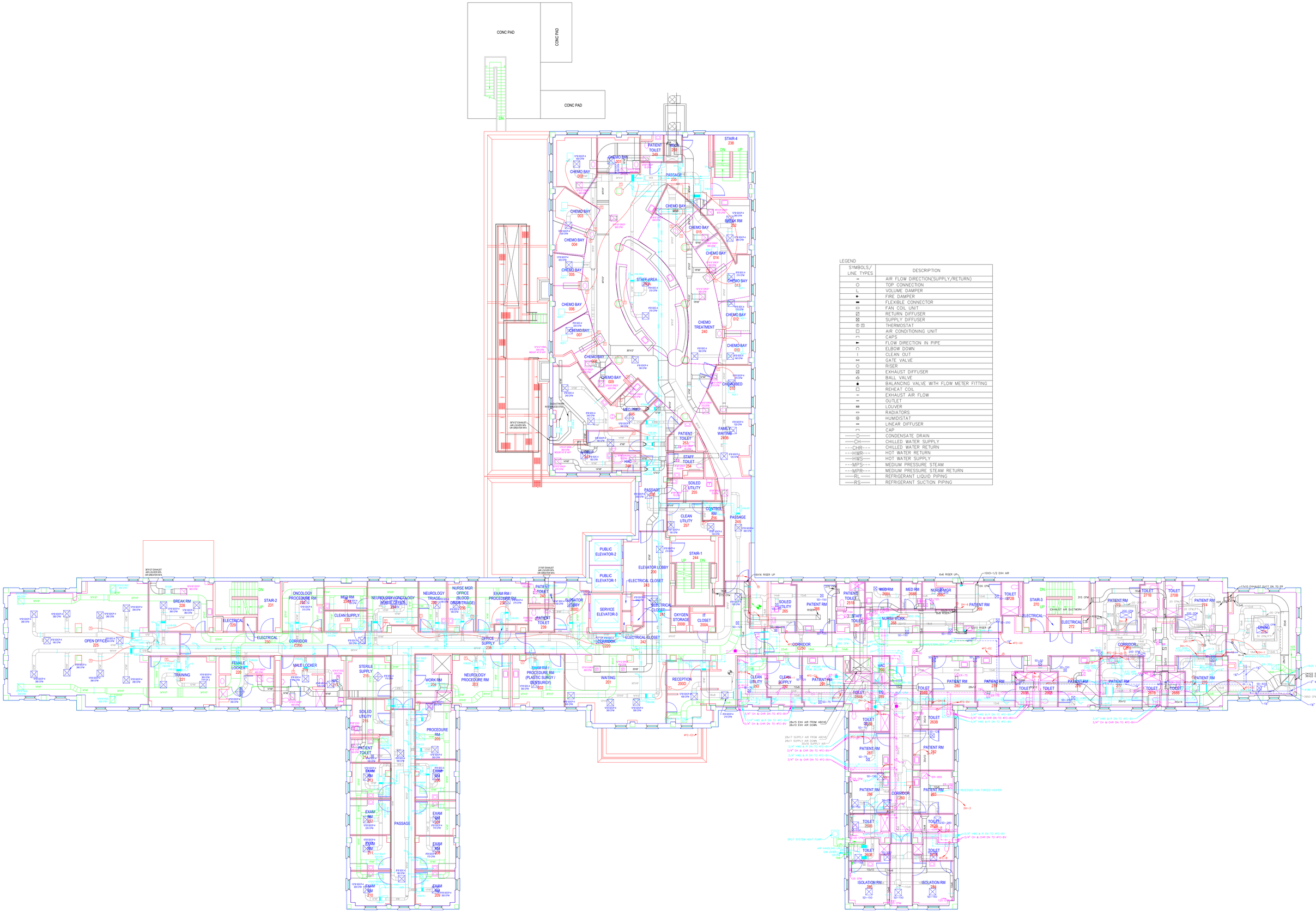

LEGEND

SYMBOLS/ LINE TYPES	DESCRIPTION
→	AIR FLOW DIRECTION(SUPPLY/RETURN)
○	TOP CONNECTION
L	VOLUME DAMPER
⊕	FIRE DAMPER
▬	FLEXIBLE CONNECTOR
▭	FAN COIL UNIT
☑	RETURN DIFFUSER
☒	SUPPLY DIFFUSER
Ⓣ T	THERMOSTAT
□	AIR CONDITIONING UNIT
⌐¬	CAPS
►	FLOW DIRECTION IN PIPE
∩	ELBOW DOWN
⊥	CLEAN OUT
⋈	GATE VALVE
○	RISER
☑	EXHAUST DIFFUSER
⊘	BALL VALVE
■	BALANCING VALVE WITH FLOW METER FITTING
□	REHEAT COIL
⋯	EXHAUST AIR FLOW
▬	OUTLET
▭	LOUVER
▭	RADIATORS
⊛	HUMIDISTAT
▬	LINEAR DIFFUSER
⌐¬	CAP
——D——	CONDENSATE DRAIN
——CH——	CHILLED WATER SUPPLY
---CHR---	CHILLED WATER RETURN
---HWR---	HOT WATER RETURN
——HWS——	HOT WATER SUPPLY
---MPS---	MEDIUM PRESSURE STEAM
---MPR---	MEDIUM PRESSURE STEAM RETURN
——RL——	REFRIGERANT LIQUID PIPING
——RS——	REFRIGERANT SUCTION PIPING

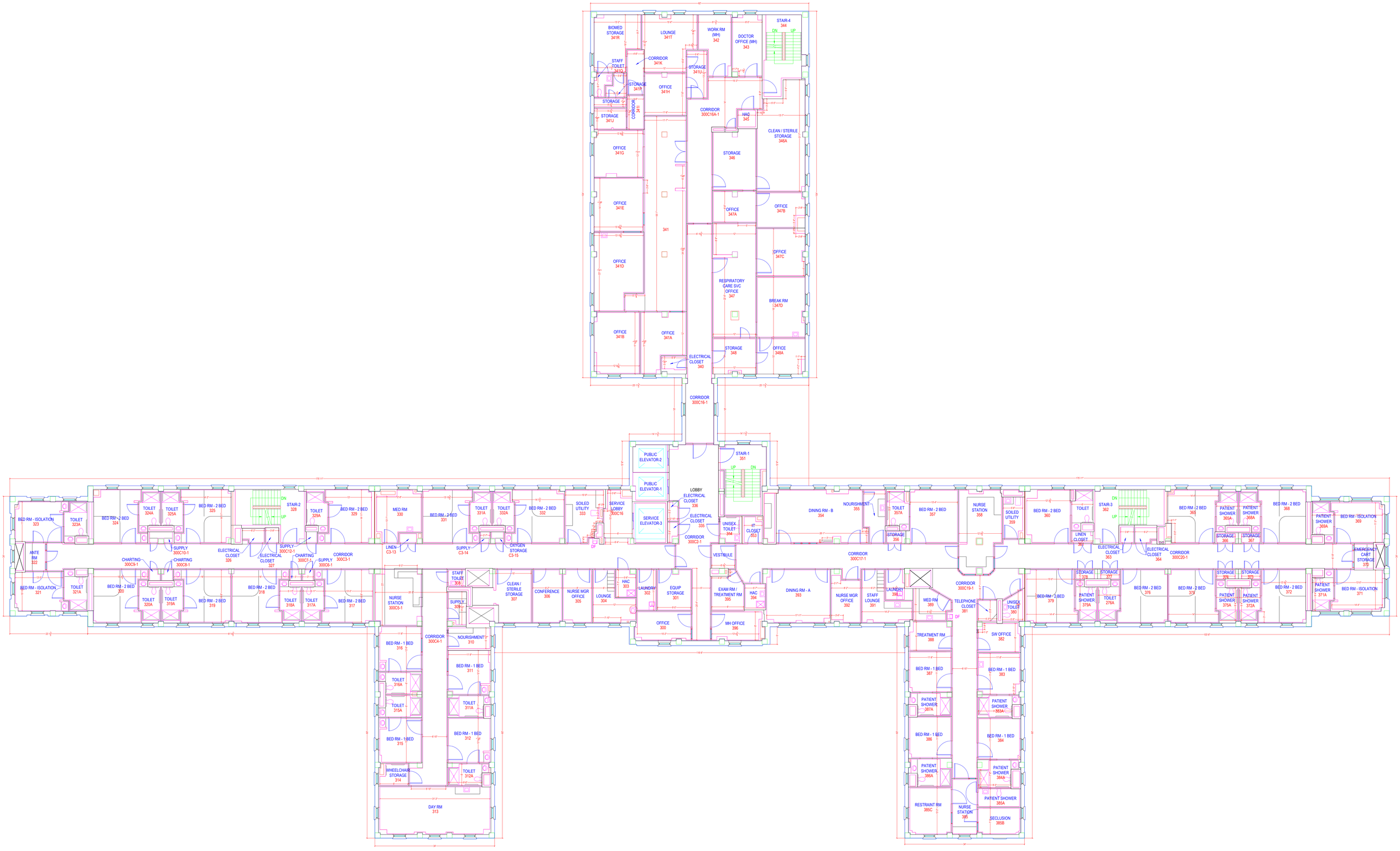

BIOMED STORAGE 341R
LOUNGE 341T
WORK RM (MH) 342
DOCTOR OFFICE (MH) 343
STAIR-4 344
DN
UP
STAFF TOILET 341Q
CORRIDOR 341K
STORAGE 341U
STORAGE 341P
OFFICE 341H
STORAGE
STORAGE 341J
CORRIDOR 341
CORRIDOR 300C16A-1
HAC 345
CLEAN / STERILE STORAGE 346A
OFFICE 341G
STORAGE 346
OFFICE 341E
OFFICE 347A
OFFICE 347B
341
OFFICE 341D
OFFICE 347C
RESPIRATORY CARE SVC OFFICE 347
BREAK RM 347D
OFFICE 341B
OFFICE 341A
STORAGE 348
OFFICE 348A
ELECTRICAL CLOSET 340
CORRIDOR 300C16-1
PUBLIC ELEVATOR-2
PUBLIC ELEVATOR-1
STAIR-1 351
LOBBY ELECTRICAL CLOSET 336
SERVICE ELEVATOR-3
ELECTRICAL CLOSET 335
CORRIDOR 300C2-1
UNISEX TOILET 344
IT CLOSET 353
SERVICE LOBBY 300C16
SOILED UTILITY 333
BED RM - 2 BED 332
TOILET 331A
TOILET 332A
BED RM - 2 BED 331
MED RM 330
BED RM - 2 BED 329
TOILET 329A
STAIR-2 328
BED RM - 2 BED 325
TOILET 324A
TOILET 325A
BED RM - 2 BED 324
BED RM - ISOLATION 323
TOILET 323A
ANTE RM 322
BED RM - ISOLATION 321
TOILET 321A
BED RM - 2 BED 320
TOILET 320A
TOILET 319A
BED RM - 2 BED 319
BED RM - 2 BED 318
TOILET 318A
TOILET 317A
BED RM - 2 BED 317
CHARTING 300C9-1
CHARTING 300C8-1
SUPPLY 300C10-1
ELECTRICAL CLOSET 326
ELECTRICAL CLOSET 327
SUPPLY 300C12-1
CHARTING 300C7-1
SUPPLY 300C6-1
CORRIDOR 300C3-1
LINEN C3-13
SUPPLY C3-14
OXYGEN STORAGE C3-15
NURSE STATION 300C5-1
STAFF TOILET 308
SUPPLY 309
CLEAN / STERILE STORAGE 307
CONFERENCE 306
NURSE MGR OFFICE 305
LOUNGE 304
HAC 303
LAUNDRY 302
EQUIP STORAGE 301
OFFICE 300
VESTIBULE
EXAM RM / TREATMENT RM 395
HAC 394
MH OFFICE 396
DINING RM - A 393
NURSE MGR OFFICE 392
STAFF LOUNGE 391
LAUNDRY 390
MED RM 389
TELEPHONE CLOSET 381
UNISEX TOILET 380
CORRIDOR 300C19-1
CORRIDOR 300C17-1
DINING RM - B 354
NOURISHMENT 355
TOILET 357A
STORAGE 356
BED RM - 2 BED 357
NURSE STATION 358
SOILED UTILITY 359
BED RM - 2 BED 360
TOILET
LINEN CLOSET 361
STAIR-3 362
ELECTRICAL CLOSET 363
ELECTRICAL CLOSET 364
CORRIDOR 300C20-1
BED RM - 2 BED 365
PATIENT SHOWER 365A
PATIENT SHOWER 368A
STORAGE 366
STORAGE 367
BED RM - 2 BED 368
PATIENT SHOWER 369A
BED RM - ISOLATION 369
EMERGENCY CART STORAGE 370
BED RM - 2 BED 379
STORAGE 378
STORAGE 377
PATIENT SHOWER 379A
TOILET 276A
BED RM - 2 BED 376
BED RM - 2 BED 375
STORAGE 374
STORAGE 373
PATIENT SHOWER 375A
PATIENT SHOWER 372A
BED RM - 2 BED 372
PATIENT SHOWER 371A
BED RM - ISOLATION 371
TREATMENT RM 388
SW OFFICE 382
BED RM - 1 BED 387
BED RM - 1 BED 383
PATIENT SHOWER 387A
PATIENT SHOWER 383A
BED RM - 1 BED 386
BED RM - 1 BED 384
PATIENT SHOWER 386A
PATIENT SHOWER 384A
PATIENT SHOWER 385A
RESTRAINT RM 385C
NURSE STATION 385
SECLUSION 385B
CORRIDOR 300C4-1
NOURISHMENT 310
BED RM - 1 BED 316
BED RM - 1 BED 311
TOILET 316A
TOILET 315A
TOILET 311A
BED RM - 1 BED 315
BED RM - 1 BED 312
WHEELCHAIR STORAGE 314
TOILET 312A
DAY RM 313

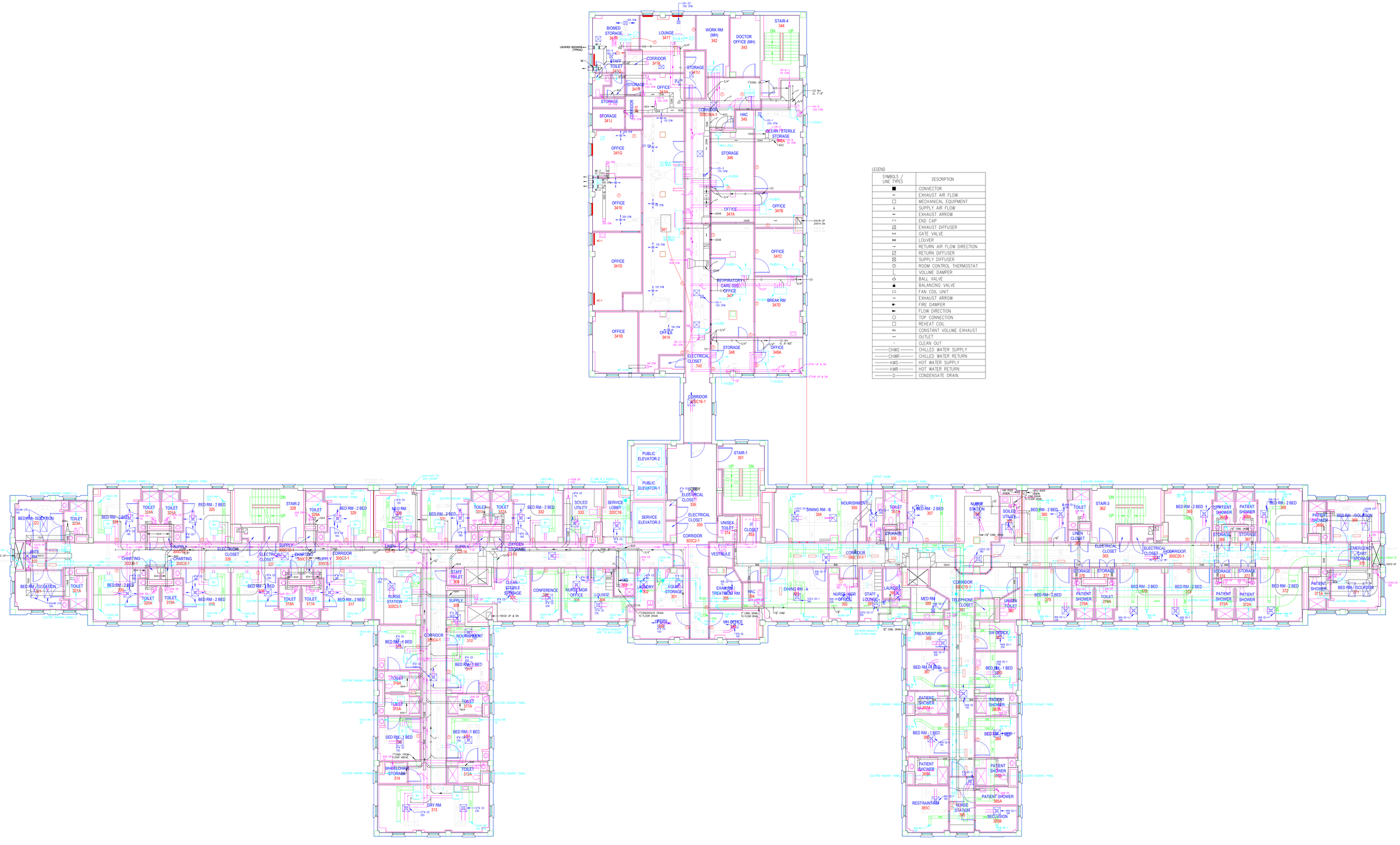

LEGEND

SYMBOLS / LINE TYPES	DESCRIPTION
	CONVECTOR
	EXHAUST AIR FLOW
	MECHANICAL EQUIPMENT
	SUPPLY AIR FLOW
	EXHAUST ARROW
	END CAP
	EXHAUST DIFFUSER
	GATE VALVE
	LOUVER
	RETURN AIR FLOW DIRECTION
	RETURN DIFFUSER
	SUPPLY DIFFUSER
	ROOM CONTROL THERMOSTAT
	VOLUME DAMPER
	BALL VALVE
	BALANCING VALVE
	FAN COIL UNIT
	EXHAUST ARROW
	FIRE DAMPER
	FLOW DIRECTION
	TOP CONNECTION
	REHEAT COIL
	CONSTANT VOLUME EXHAUST
	OUTLET
	CLEAN OUT
CHWS	CHILLED WATER SUPPLY
CHWR	CHILLED WATER RETURN
HWS	HOT WATER SUPPLY
HWR	HOT WATER RETURN
D	CONDENSATE DRAIN

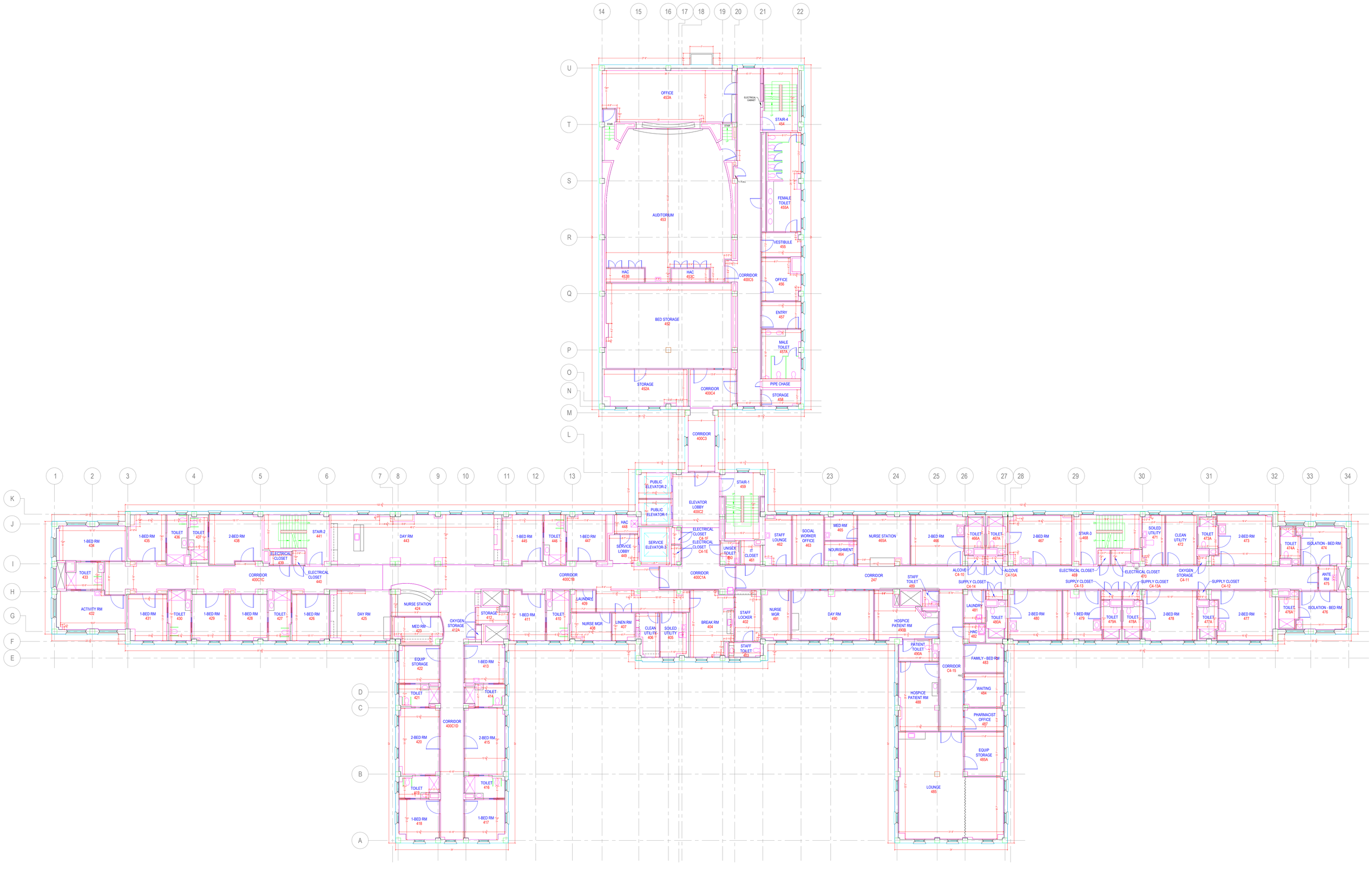
14
15
16
17
18
19
20
21
22
U
T
S
R
Q
P
O
N
M
L
OFFICE
453A
ELECTRICAL CABINET
STAIR-4
454
STAIR
STAIR
T.T.A.C
AUDITORIUM
453
FEMALE TOILET
455A
VESTIBULE
455
HAC
453B
HAC
403C
CORRIDOR
400C5
OFFICE
456
ENTRY
457
BED STORAGE
452
MALE TOILET
457A
PIPE CHASE
STORAGE
458
STORAGE
452A
CORRIDOR
400C4
CORRIDOR
400C3
1
2
3
4
5
6
7
8
9
10
11
12
13
23
24
25
26
27
28
29
30
31
32
33
34
K
J
I
H
G
F
E
D
C
B
A
1-BED RM
434
TOILET
433
TOILET
436
TOILET
437
2-BED RM
438
ELECTRICAL CLOSET
439
STAIR-2
441
DAY RM
443
1-BED RM
445
TOILET
446
1-BED RM
447
HAC
448
SERVICE LOBBY
449
SERVICE ELEVATOR-3
PUBLIC ELEVATOR-2
PUBLIC ELEVATOR-1
ELEVATOR LOBBY
400C2
STAIR-1
459
ELECTRICAL CLOSET
C4-1F
ELECTRICAL CLOSET
C4-1E
UNISEX TOILET
460
IT CLOSET
461
STAFF LOUNGE
462
SOCIAL WORKER OFFICE
463
MED RM
465
NOURISHMENT
464
NURSE STATION
465A
2-BED RM
466
TOILET
466A
TOILET
467A
2-BED RM
467
STAIR-3
468
SOILED UTILITY
471
CLEAN UTILITY
472
TOILET
473A
2-BED RM
473
TOILET
474A
ISOLATION - BED RM
474
ANTE RM
475
CORRIDOR
400C1C
ELECTRICAL CLOSET
440
CORRIDOR
400C1B
CORRIDOR
400C1A
CORRIDOR
247
ELECTRICAL CLOSET
469
ELECTRICAL CLOSET
470
OXYGEN STORAGE
C4-11
SUPPLY CLOSET
C4-12
ACTIVITY RM
432
1-BED RM
431
TOILET
430
1-BED RM
429
1-BED RM
428
TOILET
427
1-BED RM
426
DAY RM
425
NURSE STATION
424
MED RM
423
OXYGEN STORAGE
412A
STORAGE
412
1-BED RM
411
TOILET
410
LAUNDRY
409
NURSE MGR
408
LINEN RM
407
CLEAN UTILITY
406
SOILED UTILITY
405
BREAK RM
404
STAFF LOCKER
402
STAFF TOILET
403
NURSE MGR
491
DAY RM
490
STAFF TOILET
489
HOSPICE PATIENT RM
490B
SUPPLY CLOSET
C4-14
ALCOVE
C4-10
ALCOVE
C4-10A
SUPPLY CLOSET
C4-13
SUPPLY CLOSET
C4-13A
LAUNDRY
481
TOILET
480A
2-BED RM
480
1-BED RM
479
TOILET
479A
TOILET
478A
2-BED RM
478
TOILET
477A
2-BED RM
477
TOILET
476A
ISOLATION - BED RM
476
EQUIP STORAGE
422
TOILET
421
1-BED RM
413
TOILET
414
CORRIDOR
400C1D
2-BED RM
420
2-BED RM
415
TOILET
419
TOILET
416
1-BED RM
418
1-BED RM
417
PATIENT TOILET
490A
CORRIDOR
C4-15
HAC
482
FAMILY - BED RM
483
HOSPICE PATIENT RM
488
WAITING
484
PHARMACIST OFFICE
487
EQUIP STORAGE
485A
LOUNGE
485

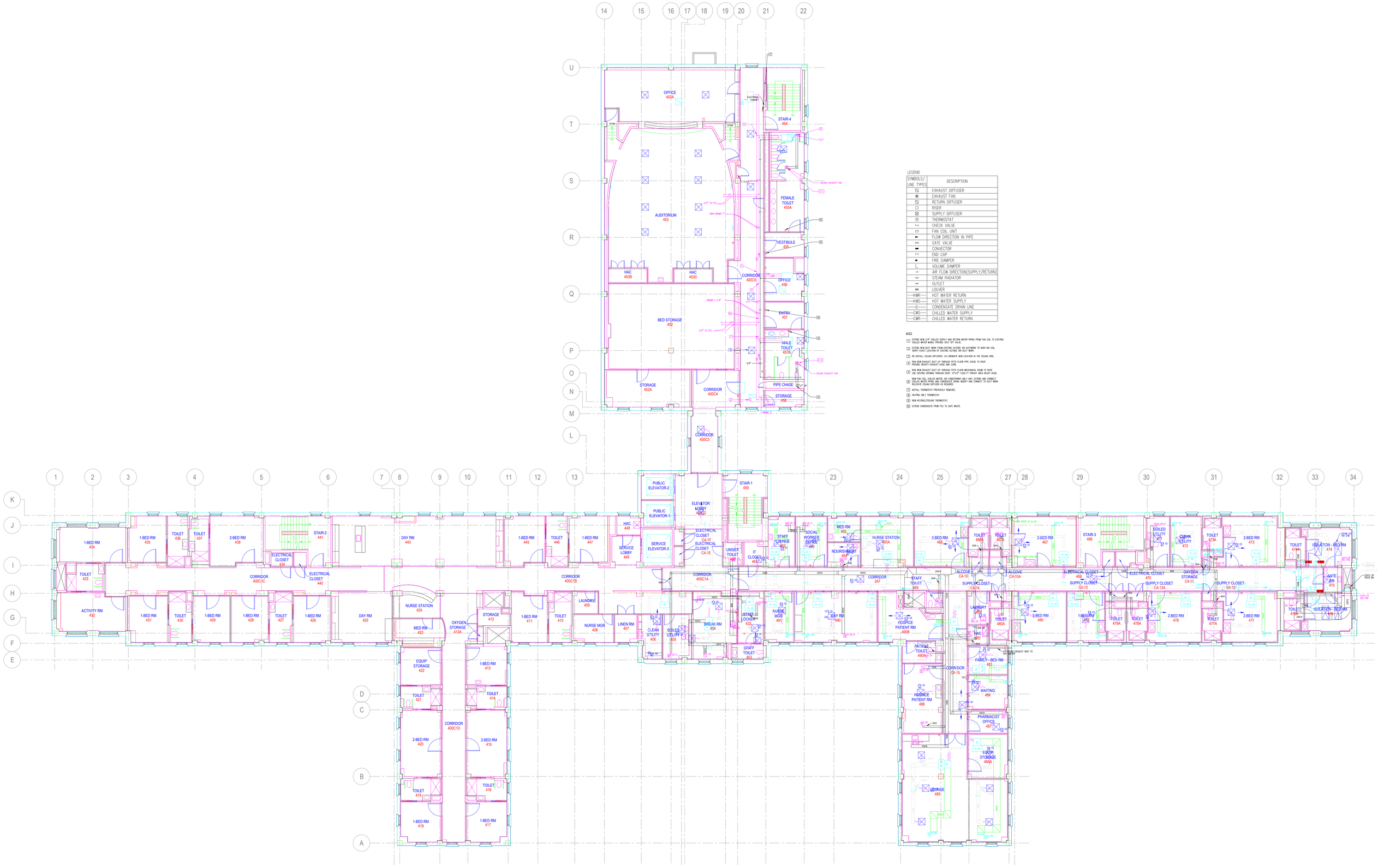

LEGEND

SYMBOLS/ LINE TYPES	DESCRIPTION
	EXHAUST DIFFUSER
	EXHAUST FAN
	RETURN DIFFUSER
	RISER
	SUPPLY DIFFUSER
T	THERMOSTAT
	CHECK VALVE
	FAN COIL UNIT
	FLOW DIRECTION IN PIPE
	GATE VALVE
	CONVECTOR
	END CAP
	FIRE DAMPER
	VOLUME DAMPER
	AIR FLOW DIRECTION(SUPPLY/RETURN)
	STEAM RADIATOR
	OUTLET
	LOUVER
HWR	HOT WATER RETURN
HWS	HOT WATER SUPPLY
C	CONDENSATE DRAIN LINE
CWS	CHILLED WATER SUPPLY
CWR	CHILLED WATER RETURN

NOTES

1. EXTEND NEW 3/4" CHILLED SUPPLY AND RETURN WATER PIPING FROM FAN COIL TO EXISTING CHILLED WATER MAINS. PROVIDE SHUT OFF VALVE.
2. EXTEND NEW DUCT WORK FROM EXISTING OUTSIDE AIR DUCTWORK TO NEW FAN COIL. VERIFY EXACT LOCATION OF EXISTING OUTSIDE AIR DUCT WORK.
3. RE-INSTALL CEILING DIFFUSERS. CO-ORDINATE NEW LOCATION IN THE CEILING GRID.
4. RUN NEW EXHAUST DUCT UP THROUGH FIFTH FLOOR PIPE CHASE TO ROOF. PROVIDE GRAVITY EXHAUST HOOD AND CURB.
5. RUN NEW EXHAUST DUCT UP THROUGH FIFTH FLOOR MECHANICAL ROOM TO ROOF. USE EXISTING OPENING THROUGH ROOF. 12"x12" 1.00LF TY THROAT AREA RELIEF HOOD.
6. NEW FAN COIL CHILLED WATER, AIR CONDITIONING UNIT. EXTEND AND CONNECT CHILLED WATER, CONDENSATE DRAIN, ELECTRICAL, DRAIN, MODIFY AND CONNECT TO DUCT WORK. RELOCATE CEILING DIFFUSER AS REQUIRED.
7. INSTALL THERMOSTAT PREVIOUSLY REMOVED.
8. HEATING ONLY THERMOSTAT.
9. NEW HEATING/COOLING THERMOSTAT.
10. EXTEND CONDENSATE FROM FCU TO SAFE WASTE.

14
15
16
17
18
19
20
21
22
U
T
S
R
Q
P
O
N
M
L
STAIR-4
541A
MECH
541
MECH
MALE LOCKER
542
STORAGE
540F
OFFICE
540B
OFFICE
540A
BREAK RM
540D
ELECTRICAL
CLOSET
540E
UNISEX TOILET
543
EMS
STORAGE
540C
ENTRY PASSAGE
540
CORRIDOR
572X
PIPE CHASE
HAC
544

1
2
3
4
5
6
7
8
9
10
11
12
13
23
24
25
26
27
28
29
30
31
32
33
34
K
J
I
H
G
F
E
D
C
B
A
SURGICAL OPERATION MGR
517C
SURGERY CARE CLINIC OFFICE
517D
BUSINESS MGR
518
BUSINESS MGR
519
ASSOC CHIEF OF STAFF
520
KITCHEN
521
STAIR-2
521C
ELECTRICAL CLOSET
521B
HOSPITALIST CALL RM
522
CHIEF OF ORTHOPEDIC
523
QA/QC OFFICE
525
ASST CHIEF OF SPS
526
MEDICINE SURGERY SUPPLY OFFICE
527
CONFERENCE
530
NURSES WORK RM
531
ELEVATOR LOBBY
CS-10
SERVICE ELEVATOR-3
532
PUBLIC ELEVATOR-2
PUBLIC ELEVATOR-1
535
ELEVATOR LOBBY
CS-1
STAIR-1
559
ELECTRICAL CLOSET
534
ELECTRICAL CLOSET
533
UNISEX TOILET
560
IT CLOSET
561
C5-15
MED RM
562
NOURISHMENT
563
LOUNGE
564
LAUNDRY
565
2-BED RM
566
PATIENT SHOWER
566A
PATIENT SHOWER
567A
2-BED RM
567
STAIR-3
568
ELECTRICAL CLOSET
570
SOILED UTILITY
571
CLEAN UTILITY
572
PATIENT SHOWER
573A
2-BED RM
573
PATIENT SHOWER
574A
ISOLATION BED RM
574
STORAGE
517B
ELECTRICAL CLOSET
521A
CORRIDOR
500C2-1
STORAGE
524
UNISEX TOILET
504
CORRIDOR
CORRIDOR
C5-14
LINEN STORAGE
C5-16
ELECTRICAL CLOSET
569
LINEN CLOSET
C5-20
LINEN CLOSET
C5-17
ANTE RM
575
OFFICE
517A
ENDOSCOPY OPERATIONS MGR
517
ASSOC CHIEF OF NURSING SVC
516
OFFICE
515
CHIEF OF HOSPITALIST
514
ASSOC CHIEF OF NURSING
513
OFFICE
512
CHIEF OF ANESTHESIA
511
CHIEF OF ER MEDICINE
510
ASSOC CHIEF OF GERIATRICS AND EXTENDED CARE NURSING
509
KITCHEN
508
STAFF TOILET
507
CORRIDOR
500C3-1
HAC
505
RESTORATIVE NURSING CLINIC
502
SUPPLY STORAGE
501
STORAGE
500A
DINING
500
CARE RM
593
DAY RM
592
STORAGE
592A
STAFF TOILET
591
HAC
590
OXYGEN STORAGE
C5-24
TOILET
581
PATIENT TOILET
581A
SUPPLY STORAGE
C5-21
2-BED RM
580
PATIENT SHOWER
580A
SUPPLY STORAGE
579
PATIENT SHOWER
578A
2-BED RM
578
SUPPLY STORAGE
C5-19
CHARTING
C5-18
PATIENT SHOWER
577A
2-BED RM
577
PATIENT SHOWER
576A
ISOLATION BED RM
576
OPEN OFFICE
506
PHYSICIAN OFFICE
589
MDS PGM OFFICE
588
PHYSICIAN OFFICE
587
PHYSICIAN OFFICE
586
1-BED RM
582
PATIENT SHOWER
583A
1-BED RM
583
TOILET
584A
2-BED RM
585
PATIENT SHOWER
585A
2-BED RM
584

LEGEND

SYMBOLS/ LINE TYPES	DESCRIPTION
	AIR CONDITIONING UNIT
	EXHAUST ARROW
	EXHAUST DIFFUSER
	FIRE DAMPER
	MIXING BOX
	RETURN ARROW
	RETURN DIFFUSER
	RISER
	SUPPLY ARROW
	SUPPLY DIFFUSER
	VOLUME DAMPER
	CHECK VALVE
	PIPE GUIDE
	FAN COIL UNIT
	FLOW
	UNION
	CLEAN OUT
	AIR HANDLING UNIT
	ROOM CONTROL THERMOSTAT
	GATE VALVE
	CONVECTOR
	BALL VALVE
	OUTLET
	RETURN AIR FLOW DIRECTION
	LOUVER
	END CAP
	REHEAT COIL
——CHS——	CHILLED WATER SUPPLY
——CHR——	CHILLED WATER RETURN
——D——	CONDENSATE DRAIN LINE
——MPR——	MEDIUM PRESSURE STEAM RETURN
——MPS——	MEDIUM PRESSURE STEAM SUPPLY

PUBLIC ELEVATOR-2
PUBLIC ELEVATOR-1
OFFICE 616
STORAGE 616A
STAIR-1 609
SLEEP RM 610
KITCHEN 611A
CONFERENCE 611B
STAIR-3
STAIR-2
MECH
STORAGE 603A
STORAGE 617
CORRIDOR 614
WORK RM 604
STORAGE
CHIEF OF SURGICAL 606
HAC 607
SERVICE ELEVATOR-3
ELECTRICAL CLOSET 608
TOILET 610A
FEC
STORAGE 605
CORRIDOR 615
FOYER 611
SINK ALCOVE 612
WORK RM 603
OFFICE 602
STORAGE 601B
STAFF TOILET 601C
WORK RM 601
MECH 613
WORK RM 601D
OFFICE 611E
OFFICE 611D
WORK RM 611C
ATTIC 618
ATTIC 619

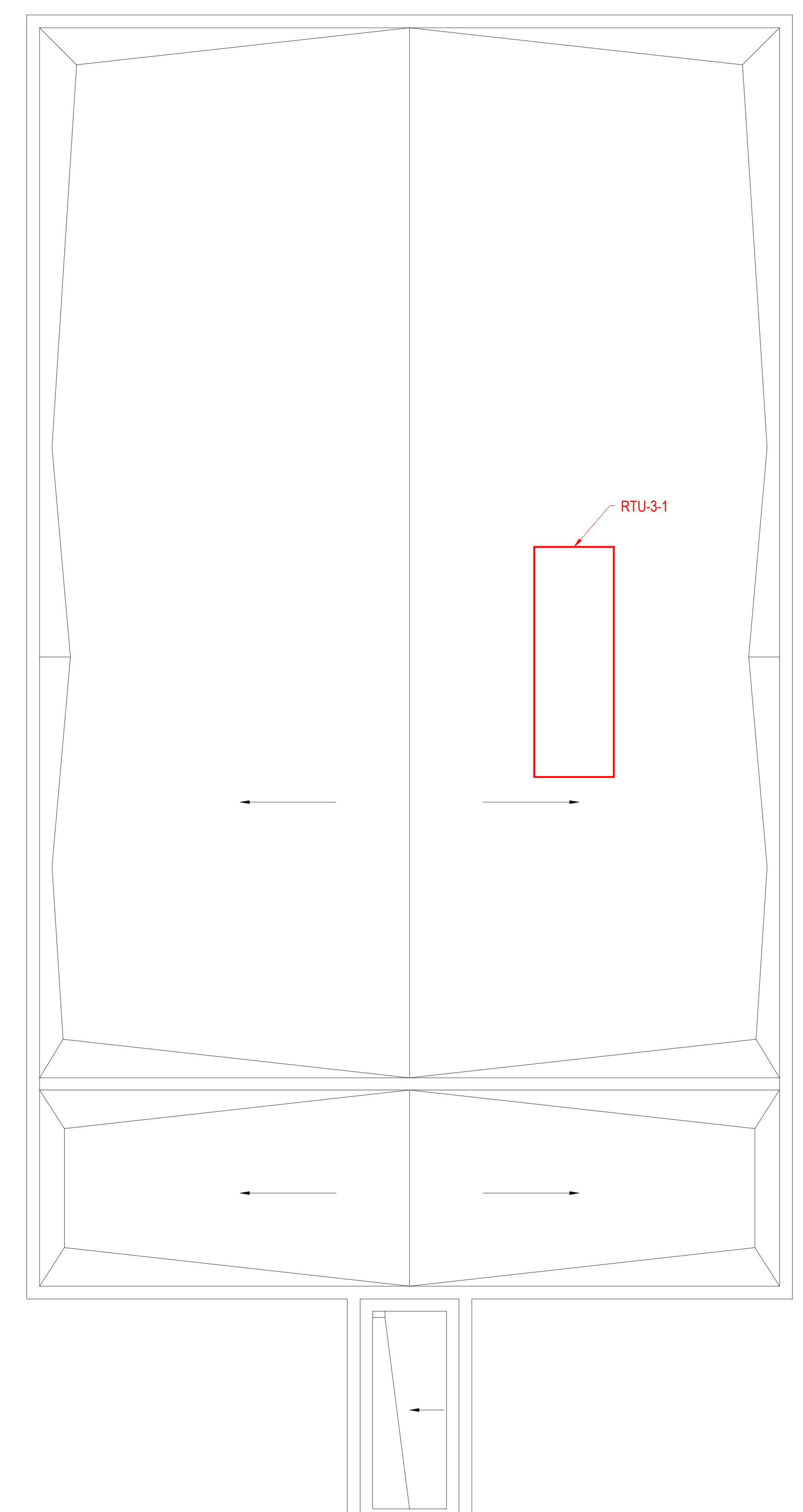

LEGEND

SYMBOLS/ LINETYPES	DESCRIPTION
	EXHAUST FAN
	RETURN AIR
	RETURN DIFFUSER
	SUPPLY DIFFUSER
	WALL CLEAN OUT
	SUPPLY DIFFUSER
	EXHAUST DIFFUSER
	GRILLE
	ROOM CONTROL THERMOSTAT
	RETURN DIFFUSER
	RISER
	MOTOR OPERATED DAMPER
	GATE VALVE
	REHEAT COIL
	FLEXIBLE CONNECTION
	FLOW
	FLOAT & THERMOSTATIC TRAP SET
DP	DIFFERENTIAL PRESSURE VALVE
	UNIT HEATER
	FIRE DAMPER
	END CAP
	RETURN AIR FLOW DIRECTION
	DRAIN VALVE
CWS	CHILLED WATER SUPPLY
CWR	CHILLED WATER RETURN
MPR	MEDIUM PRESSURE STEAM RETURN
MPS	MEDIUM PRESSURE STEAM SUPPLY
CWS	CHILLED WATER SUPPLY
CWR	CHILLED WATER RETURN
HWS	HOT WATER RETURN
HWR	HOT WATER SUPPLY
D	CONDENSATE DRAIN LINE
D	CONDENSATE RETURN
DW	DOMESTIC WATER
	PIPE UP
	PRESSURE REDUCING VALVE
	FLOOR DRAIN
	AIR HANDLING UNIT
	ROOF TOP UNIT

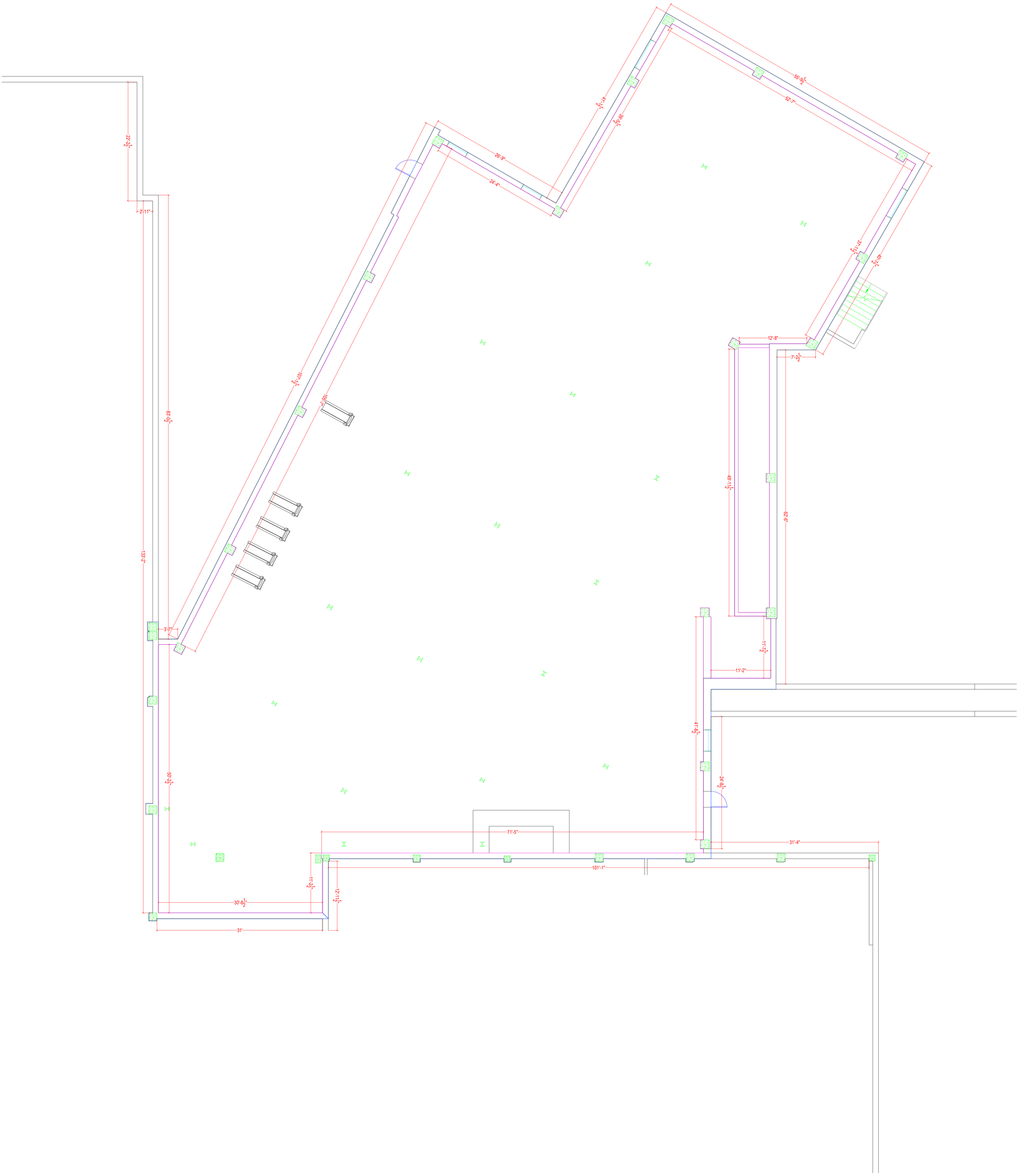

LEGEND

SYMBOL	DESCRIPTION
	MOTOR OPERATED DAMPER
	LOUVER
	THERMOSTAT
	UNIT HEATER
	ELBOW DOWN
	PIPE GUIDE OR SLEEVE
	FLOW DIRECTION IN PIPE
	ANCHOR
	BALL VALVE
	FLEXIBLE CONNECTOR
	FAN
	OUTLET
	EXHAUST ARROW
	PIPE UP
	FIRE DAMPER
	SMOKE DAMPER
	AIR FLOW DIRECTION(SUPPLY/RETURN)
H	HUMIDISTAT
HWS	HOT WATER SUPPLY
HWR	HOT WATER RETURN
CHS	CHILLED WATER SUPPLY
CHR	CHILLED WATER RETURN
HPS	HIGH PRESSURE STEAM SUPPLY
PC	PUMPED CONDENSATE

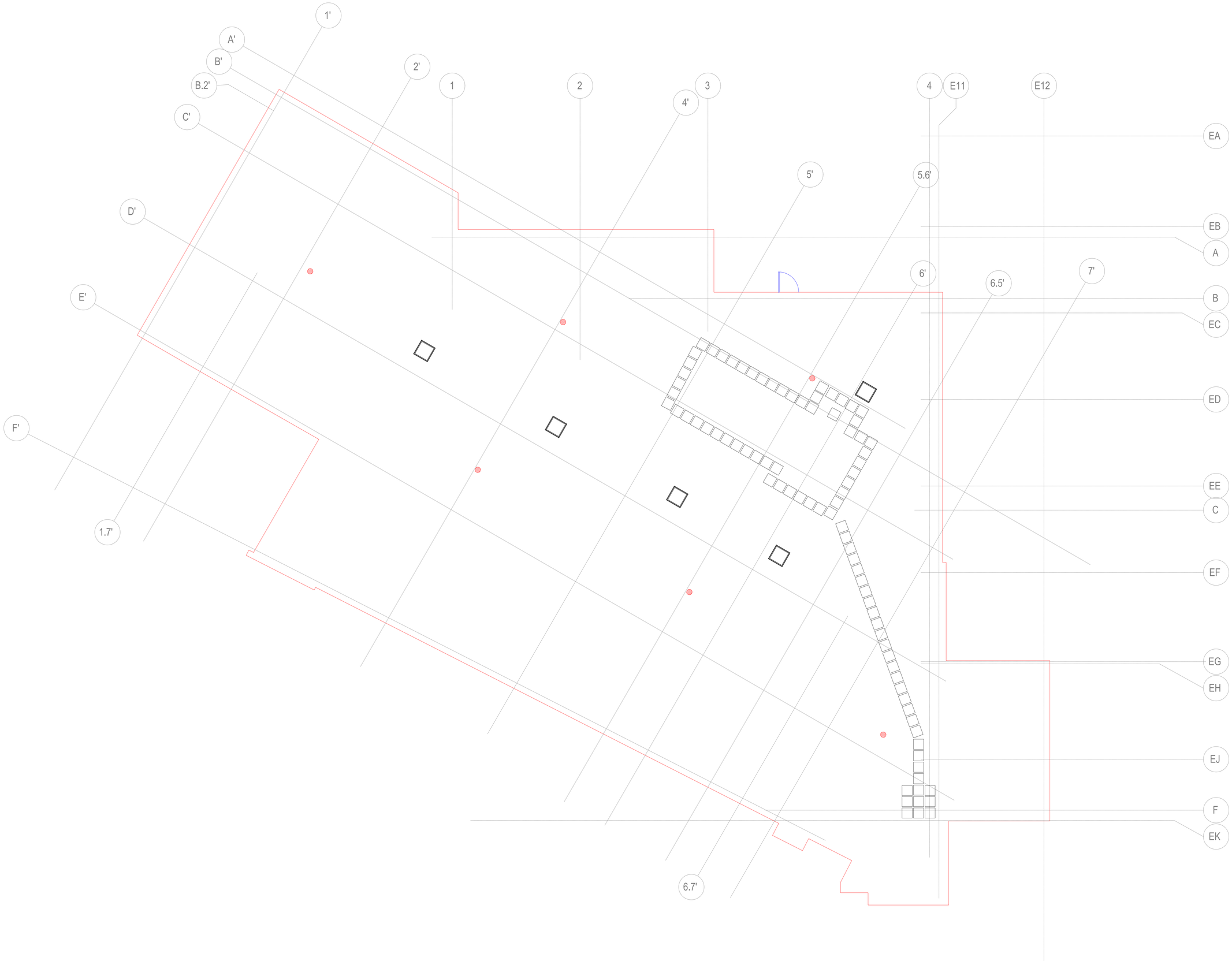
1'
A'
B'
B.2'
C'
D'
E'
F'
1.7'
2'
1
2
3
4'
4
E11
E12
5'
5.6'
6'
6.5'
7'
6.7'
EA
EB
A
B
EC
ED
EE
C
EF
EG
EH
EJ
F
EK

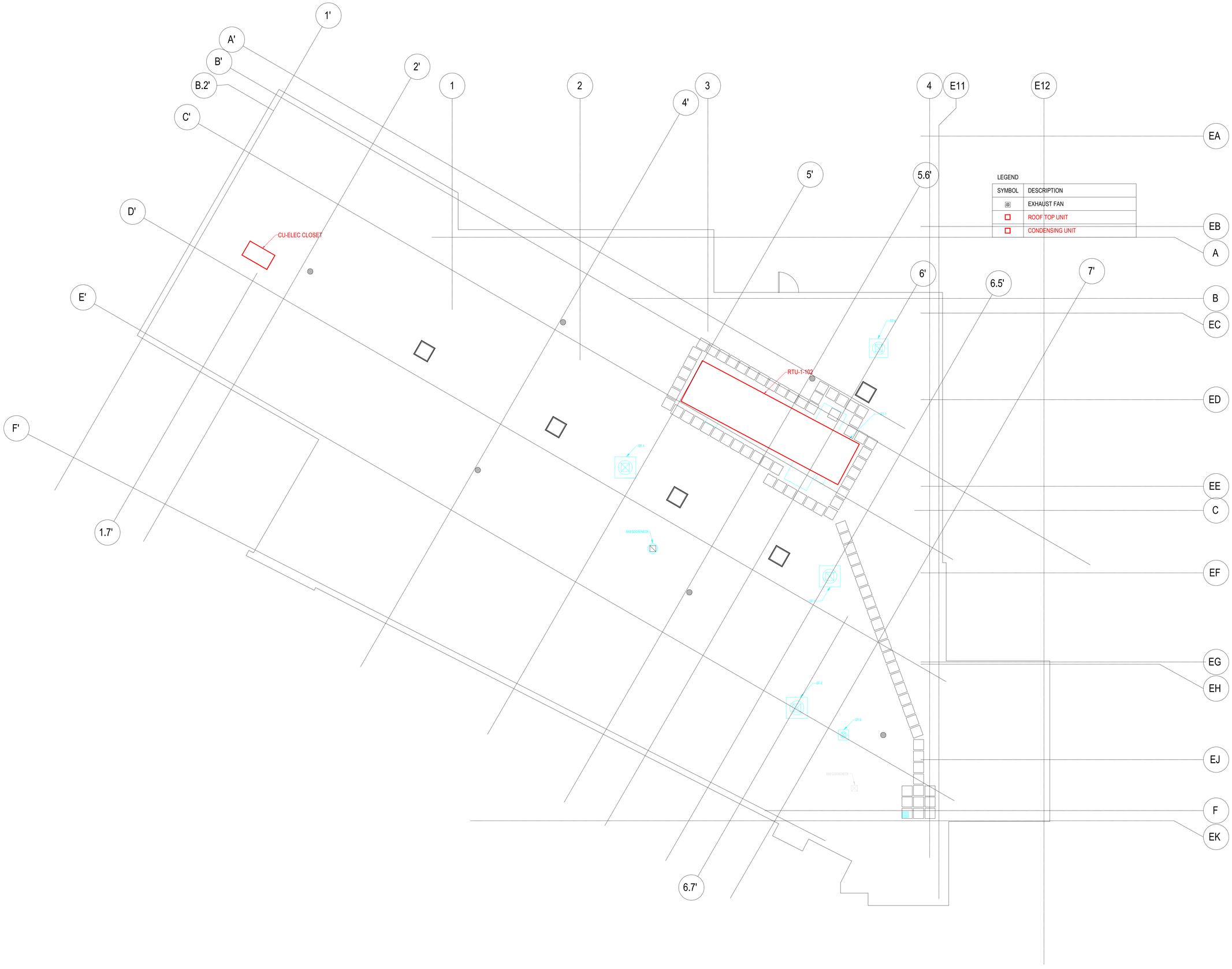
1'
A'
B'
B.2'
C'
D'
E'
F'
1.7'
2'
1
2
3
4'
4
E11
E12
5'
5.6'
6'
6.5'
7'
6.7'
EA
EB
A
B
EC
ED
EE
C
EF
EG
EH
EJ
F
EK
CU-ELEC CLOSET
RTU-1-102
EF-1
EF-2
EF-5
EF-6
8X8 GOOSENECK
LEGEND
SYMBOL
DESCRIPTION
EXHAUST FAN
ROOF TOP UNIT
CONDENSING UNIT

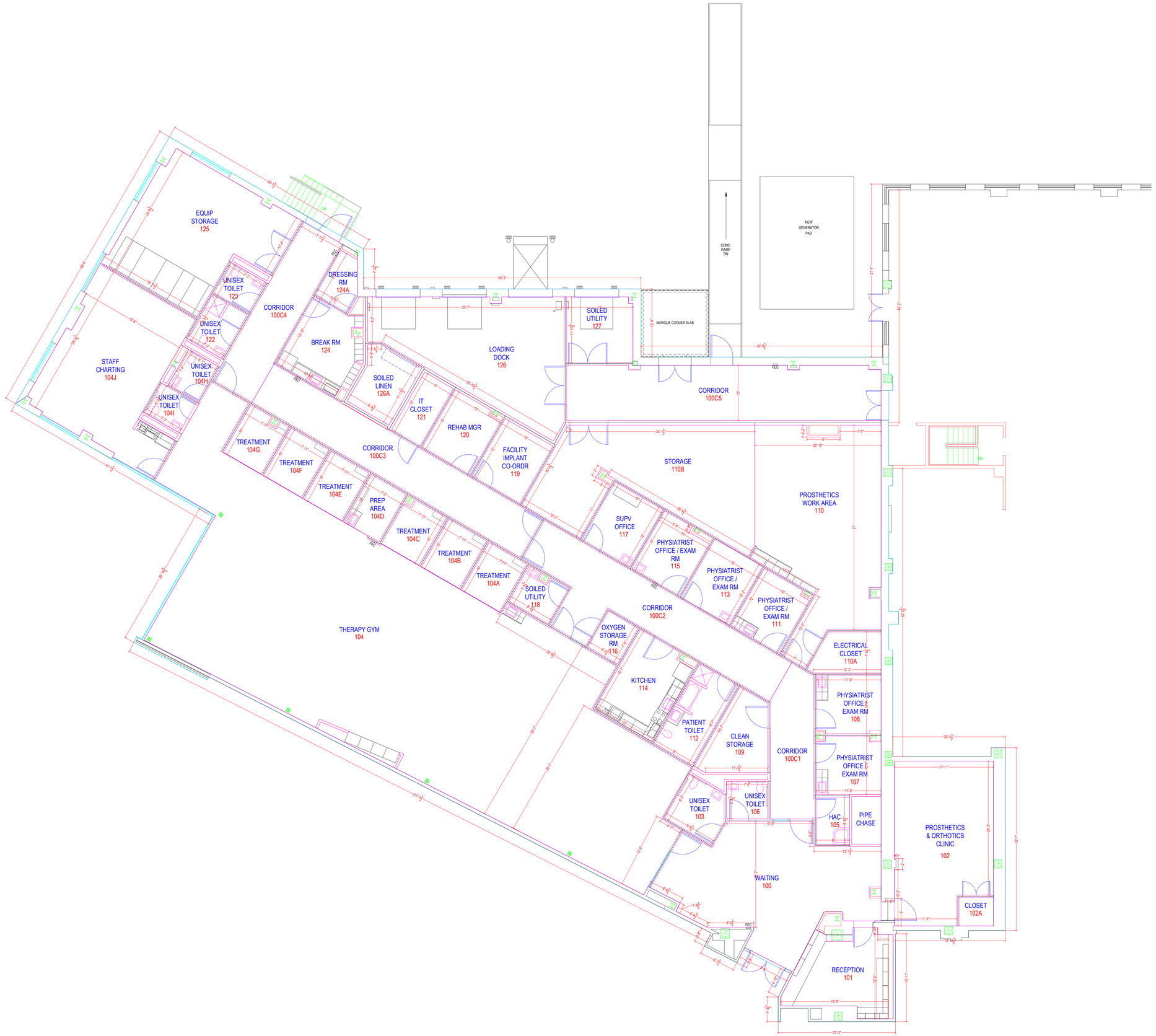
EQUIP STORAGE 125
UNISEX TOILET 123
UNISEX TOILET 122
UNISEX TOILET 104H
UNISEX TOILET 104I
STAFF CHARTING 104J
CORRIDOR 100C4
DRESSING RM 124A
BREAK RM 124
SOILED LINEN 126A
IT CLOSET 121
REHAB MGR 120
FACILITY IMPLANT CO-ORDR 119
LOADING DOCK 126
SOILED UTILITY 127
MORGUE COOLER SLAB
CONC RAMP DN
NEW GENERATOR PAD
CORRIDOR 100C5
STORAGE 110B
PROSTHETICS WORK AREA 110
TREATMENT 104G
TREATMENT 104F
TREATMENT 104E
PREP AREA 104D
TREATMENT 104C
TREATMENT 104B
TREATMENT 104A
CORRIDOR 100C3
SOILED UTILITY 118
SUPV OFFICE 117
PHYSIATRIST OFFICE / EXAM RM 115
PHYSIATRIST OFFICE / EXAM RM 113
PHYSIATRIST OFFICE / EXAM RM 111
CORRIDOR 100C2
THERAPY GYM 104
OXYGEN STORAGE / RM 116
KITCHEN 114
PATIENT TOILET 112
CLEAN STORAGE 109
CORRIDOR 100C1
ELECTRICAL CLOSET 110A
PHYSIATRIST OFFICE / EXAM RM 108
PHYSIATRIST OFFICE / EXAM RM 107
UNISEX TOILET 103
UNISEX TOILET 106
HAC 105
PIPE CHASE
WAITING 100
PROSTHETICS & ORTHOTICS CLINIC 102
CLOSET 102A
RECEPTION 101
DN
REC

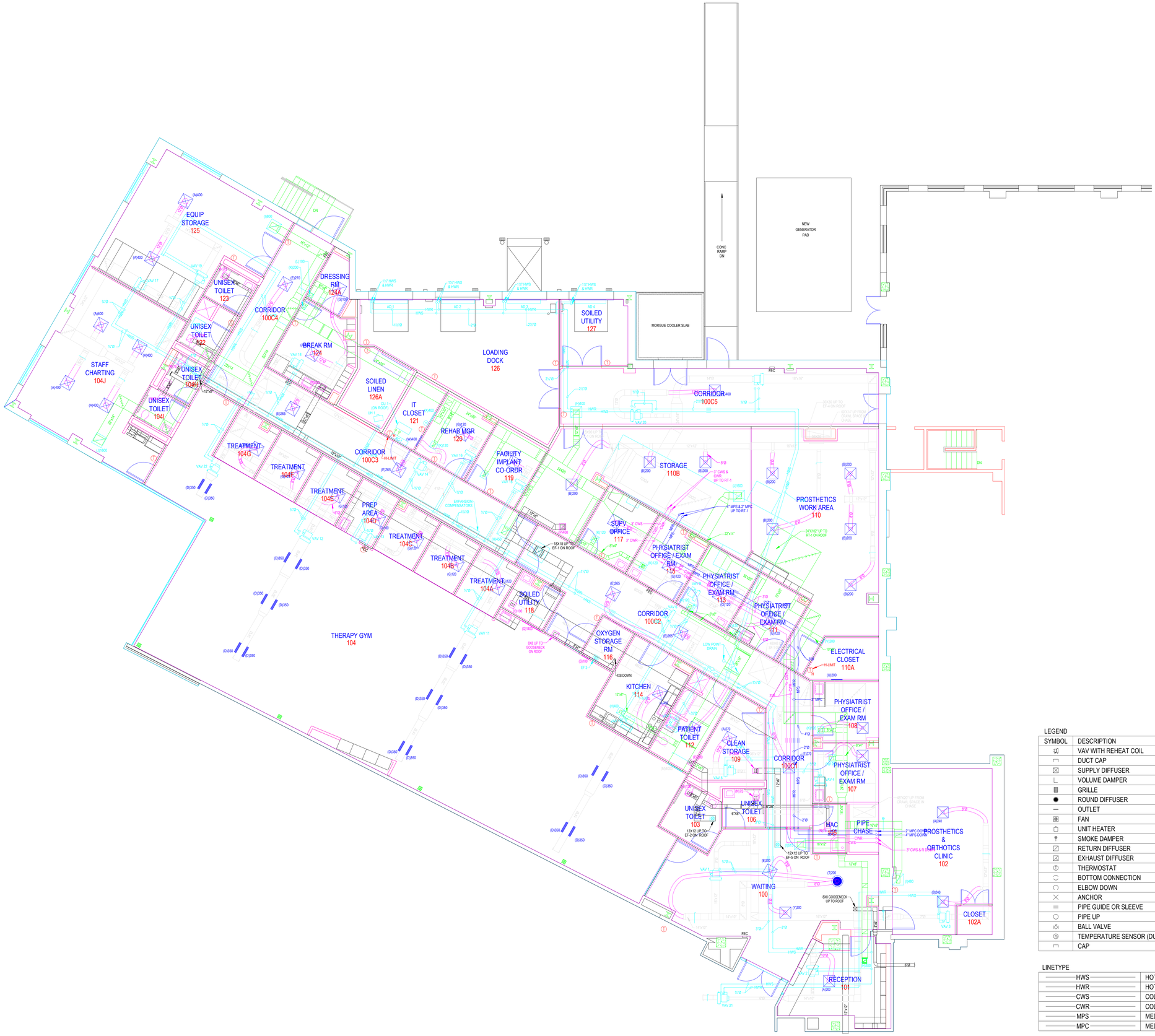

LEGEND

SYMBOL	DESCRIPTION
	VAV WITH REHEAT COIL
	DUCT CAP
	SUPPLY DIFFUSER
	VOLUME DAMPER
	GRILLE
	ROUND DIFFUSER
	OUTLET
	FAN
	UNIT HEATER
	SMOKE DAMPER
	RETURN DIFFUSER
	EXHAUST DIFFUSER
T	THERMOSTAT
	BOTTOM CONNECTION
	ELBOW DOWN
	ANCHOR
	PIPE GUIDE OR SLEEVE
	PIPE UP
	BALL VALVE
TS	TEMPERATURE SENSOR (DUCT MOUNTED)
	CAP

LINETYPE

HWS	HOT WATER SUPPLY
HWR	HOT WATER RETURN
CWS	COLD WATER SUPPLY
CWR	COLD WATER RETURN
MPS	MEDIUM PRESSURE STEAM
MPC	MEDIUM PRESSURE CONDENSATE

DIFFUSER, REGISTER & GRILLE SCHEDULE

TAG	SERVICE	CFM RANGE	NECK SIZE	PRESS. DROP	PATTERN	STYLE	MAX. NC	MATERIAL	REMARKS/ACCESSORIES
A	SUPPLY	300-400	12" ROUND	0.05	4-WAY	24X24 LAY-IN	30	ALUMINUM	INDUCTION VANES
B	SUPPLY	150-250	8" ROUND	0.05	4-WAY	24X24 LAY-IN	30	ALUMINUM	INDUCTION VANES
C	SUPPLY	90-130	6" ROUND	0.05	2-WAY CORNER	24X24 LAY-IN	30	ALUMINUM	INDUCTION VANES
D	SUPPLY	300-600	30"X8"	0.05	DOUBLE DEFLECTION	DUCT MOUNTED	30	STEEL	HORIZONTAL 45° DEFLECTION OPPOSED BLADE DAMPER
E	SUPPLY	200-330	10" ROUND	0.05	2-WAY	24X24 LAY-IN	30	ALUMINUM	INDUCTION VANES
F	SUPPLY	300-400	12" ROUND	0.05	2-WAY	24X24 LAY-IN	30	ALUMINUM	INDUCTION VANES
G	SUPPLY	90-130	6" ROUND	0.05	4-WAY	24X24 LAY-IN	30	ALUMINUM	INDUCTION VANES
H	RETURN	250-500	12X12	0.05	FIXED	SURFACE	30	ALUMINUM	1/2 X 1/2 X 1/2 EGGCRATE OPPOSED BLADE DAMPER
I	RETURN	500-800	16X16	0.05	FIXED	SURFACE		ALUMINUM	1/2 X 1/2 X 1/2 EGGCRATE OPPOSED BLADE DAMPER
J	RETURN	800-1600	22X22	0.05	FIXED	24X24 LAY-IN	30	ALUMINUM	1/2 X 1/2 X 1/2 EGGCRATE OPPOSED BLADE DAMPER
K	RETURN	120-200	8X8	0.05	FIXED	SURFACE	30	ALUMINUM	1/2 X 1/2 X 1/2 EGGCRATE OPPOSED BLADE DAMPER
L	RETURN	50-100	6x6	0.05	FIXED	SURFACE	30	ALUMINUM	1/2 X 1/2 X 1/2 EGGCRATE OPPOSED BLADE DAMPER
M	RETURN	2000-4000	48X36	0.05	FIXED	WALL MOUNTED	30	STEEL	0° DEFLECTION, 1/2" SPACING, HEAVY DUTY BAR RETURN, OPPOSED BLADE DAMPER
N	EXHAUST	50-100	6x6	0.05	FIXED	SURFACE	30	ALUMINUM	45° DEFLECTION, 3/4" SPACING, OPPOSED BLADE DAMPER
O	EXHAUST	100-180	8x8	0.05	FIXED	CEILING SURFACE	30	ALUMINUM	45° DEFLECTION, 3/4" SPACING, OPPOSED BLADE DAMPER
P	EXHAUST	200-500	12x12	0.05	FIXED	CEILING SURFACE	30	ALUMINUM	45° DEFLECTION, 3/4" SPACING, OPPOSED BLADE DAMPER
Q	EXHAUST	800-1400	36x12	0.05	FIXED	WALL MOUNTED	30	ALUMINUM	45° DEFLECTION, 3/4" SPACING, OPPOSED BLADE DAMPER
R	EXHAUST	1500-3000	48x16	0.05	FIXED	DUCT MOUNTED	30	ALUMINUM	1/2 X 1/2 X 1/2 EGGCRATE OPPOSED BLADE DAMPER
S	TRANSFER	100-200	18x10	0.01	FIXED	WALL MOUNTED	30	STEEL	45° DEFLECTION, 3/4" SPACING,
T	SUPPLY	150-250	6" ROUND	0.05	CIRCULAR	CEILING SURFACE	30	STEEL	ROUND PLAQUE ADJUSTABLE
U	SUPPLY	150-300	18"X6"	0.05	DOUBLE DEFLECTION	WALL MOUNTED	30	STEEL	HORIZONTAL 45° DEFLECTION OPPOSED BLADE DAMPER
V	RETURN	150-300	18"X6"	0.05	FIXED	WALL MOUNTED	30	STEEL	45° DEFLECTION, 3/4" SPACING, OPPOSED BLADE DAMPER
W	SUPPLY	150-300	18"X12"	0.05	DOUBLE DEFLECTION	WALL MOUNTED	30	STEEL	HORIZONTAL 45° DEFLECTION OPPOSED BLADE DAMPER
X	RETURN	150-300	18"X12"	0.05	FIXED	WALL MOUNTED	30	STEEL	45° DEFLECTION, 3/4" SPACING, OPPOSED BLADE DAMPER