WebAIM Short Form TASK GROUP INSTRUCTION

05-MAR-2025 1607

20.14.15.2.9020 (September 2024) ICN: 3819P22115 KeyOp: A04

TGI NO:	COMPONENT NAME:	TYPE:	PHASE:	REPEAT:	CHG/VER:
	1B BOILER VIEW AY	**AY**	**A**	**0**	**0/0**

SHIP/HULL NO:	SHIP/HULL NAME:	PROJECT:	SYSTEM:	PLANT ID:	CASREP CAT:
LCC-19	**USS BLUE RIDGE**	19P			

CU PHASE TITLE: *(D-8) - F/O - REPLACE VIEW PORT GASKET AND LIGHT OF 1B BOILER

PREPARING ACTIVITY:	STATUS: APP	WORKING STATUS:	
PREPARED BY: TAKEMOTO, HIROTAKA	CODE: 234	PHONE: 3152434479	DATE: 26-FEB-2025
APPROVED BY: HARADA, HIDEO	CODE: 234	PHONE: 3152435176	DATE: 27-FEB-2025
CONCURRED BY:	CODE:	PHONE:	DATE:

REASON FOR WORK/NEED FOR CHANGE:
EM02L192

JCN:
EM02-L192

SPECIAL REQUIREMENTS:
TGI Short Form

CU PHASE DESCRIPTION:

1. SCOPE/PURPOSE:

1.1 Title: View Port Gasket and Light of 1B Boiler; replace

1.2 Location of Work:

1.2.1 Fire Room (8-76-0-E)

1.3 Identification:

1.3.1 Quantity (One EA), Boiler, Main Propulsion, 1B
Mfr Foster Wheeler Corp
Mfr ID: N/A
Design Pressure: 705 PSIG
Max Operating Pressure: 655 PSIG
Casing Material: Carbon Steel, ASTM A-36, 0.1875 Inch THK
APL: 021550096

ZONE MANAGER:	ZONE:	COMPARTMENT:	LEVEL:	FRAME:	SIDE:
TAKAHASHI, YASUHIKO					

JOB SUMMARY ID:	TOT MAN HR.:	TOT DUR:	TOT JML COST:	PLANNING ACCEPTANCE:
221A1115				

WORK CERTIFICATION SIGNATURES:	DLs													

COMPLETION OF WORK REVIEW:	BADGE NO:	SHOP/CODE:	PHONE:	DATE:
RECORDS REVIEW:	BADGE NO:	SHOP/CODE:	PHONE:	DATE:

TGI NO:	COMPONENT NAME:	TYPE:	PHASE:	REPEAT:	CHG/VER:
	1B BOILER VIEW AY	**AY**	**A**	**0**	**0/0**

SHIP/HULL NO:	SHIP/HULL NAME:	PROJECT:	SYSTEM:	PLANT ID:	CASREP CAT:
LCC-19	**USS BLUE RIDGE**	**19P**			

CU PHASE TITLE: *(D-8) - F/O - REPLACE VIEW PORT GASKET AND LIGHT OF 1B BOILER

CU PHASE DESCRIPTION (Cont.)

1.3.1.1 Quantity (4 EA), View Port Window

Mfr Robert H. Wager Co., INC

1.3.1.2 Quantity (4 EA), Casing Light

Circuit Number: (6-81-1)-1L-B6

1.4 Security Classification: None

1.5 Initial Condition:

1.5.1 Potential Asbestos Hazard

1.5.2 Potential Lead Hazard

1.6 Contractor Start Date: 7/21/2026

1.7 Contractor Work Completion Date: 11/21/2027

2. PROCEDURE:

2.1 Remove each existing, clean and install view port listed in 1.3.1.1, using Ref. No. 3 and Ref. No. 4 for guidance.

2.1.1 Remove existing and install each new gasket for view port, conforming to Garlock 3200.

2.2 Accomplish the repair work for the equipment listed in 1.3.1.2 in accordance with Enclosure-01, using Ref. No. 5 for guidance.

2.2.1 Remove existing and install new each lamp of the equipment listed in 1.3.1.2, using Ref. No. 6 for guidance.

2.2.2 Accomplish the requirements of 009-12 of Ref. No. One, including Table 2, Column(s) A, Lines One through 7.

2.3 Accomplish the requirements of 009-32 of Ref. No. One for each new and disturbed surface.

2.4 Notes:

Planner: Code 233 M. Takemura, 080-9350-1458

Engineer: Code 270 H. Takemura, 243-4351

2.4.1 PCO: Code 270 H. Takemura, 243-4351

2.4.2 303-ELM-091254 was issued for the reference of previous repair work, and the ELM is also authorized to apply for guidance on this TGI by Code 270.

2.4.3 Work Integration Manager (WIM): Code 333 T. Yaginuma, 080-5419-0598

2.4.4 This TGI is response to Boiler Inspection and Repair Management Information System (BIRMIS) for 1B Boiler report dated 17 OCT 2024, Line item “D-8”.

2.4.5 JCN EM02-L192 is related to this TGI.

TGI NO:	COMPONENT NAME:	TYPE:	PHASE:	REPEAT:	CHG/VER:
	1B BOILER VIEW AY	**AY**	**A**	**0**	**0/0**

SHIP/HULL NO:	SHIP/HULL NAME:	PROJECT:	SYSTEM:	PLANT ID:	CASREP CAT:
LCC-19	**USS BLUE RIDGE**	**19P**			

CU PHASE TITLE: *(D-8) - F/O - REPLACE VIEW PORT GASKET AND LIGHT OF 1B BOILER

CU PHASE DESCRIPTION (Cont.)

2.5 Government Furnished Material (GFM):

2.5.1 SRF-JRMC will provide GFM listed in the Material List.

2.6 SRF-JRMC will provide the following service work: (TGI No: 3819P22115S05)

2.6.1 [C740] Crane and crane rigging service.

2.6.2 [X99E] Provide utility service, electrical.

2.6.3 [X99M] Provide utility service, including low pressure air supply, water supply, and steam supply.

2.6.4 [C106.1] Provide safety inspection for SRF-JRMC employees.

2.6.5 [C106.2] Provide gas free inspection for SRF-JRMC employees.

2.6.6 [C133] Provide QA inspection for (G) symbols.

2.6.7 [C135] Provide NDT inspection for (G) symbol(s).

WebAIM Short Form TASK GROUP INSTRUCTION

05-MAR-2025 1607

20.14.15.2.9020 (September 2024) (Continued) ICN: 3819P22115 KeyOp: A04

TGI NO:	COMPONENT NAME:	TYPE:	PHASE:	REPEAT:	CHG/VER:
	1B BOILER VIEW AY	**AY**	**A**	**0**	**0/0**

SHIP/HULL NO:	SHIP/HULL NAME:	PROJECT:	SYSTEM:	PLANT ID:	CASREP CAT:
LCC-19	**USS BLUE RIDGE**	**19P**			

CU PHASE TITLE: *(D-8) - F/O - REPLACE VIEW PORT GASKET AND LIGHT OF 1B BOILER

OTHER SPECIAL REQUIREMENTS:
,

Ref. No.	Document/Drawing Number	DOCUMENT/DRAWING TITLE	REV	CHG NO.	CPY REQ	PARAGRAPH	SECT	PG	CHPT
1	NSI FY-25	NAVSEA Standard Items	-	ORG	N				
2	LI FY-25	Local Standard Items	-	ORG	N				
3	TM S9086-GY-STM-010/CH-221	Boilers	8		N				
4	DWG 1477 06MAR2017	BOILER VIEWPORT	-		Y			ALL	
5	PDD 303-ELM-091254	BOILER CASING LIGHT FIRE ROOM 8-76-0-E	-		Y			ALL	
6	DWG 3224445	BOILER INSPECTION LIGHT ARRANGEMENT & DETAILS	M		Y			ALL	

TASK NAME / TASK DESCRIPTION	SHOP/ TSD	TS	SF WC	CREW #	MHRS	RWRK
2.1 BLRM HRs	22/KE	PC				N
2.2 ELEC HRs, WELD HRs, INSL HRs, PNTR HRs, QA HRs	22/KE	PC				N
2.3 PNTR HRs , QA HRs	22/KE	PC				N
Boiler Work CFM for firewatch cost, welding rod, marine chemist cost, all paints, thinner and MISC such as covering material, plastic bags, and etc.	22/MQ	CS				N
Lagging Work CFM for asbestos sampler and analysis cost, all paints, thinner and MISC such as covering material, plastic bags, and etc.	22/MQ	CS				N
Electrical CFM for banding material, fasteners, insulation tape, plastic bags, and other consumable	22/MQ	CS				N
Process Funding Document	10/CT	OM				N

MATERIAL REFERENCES

REF NO.	DOCUMENT/DRAWING NUMBER	DOCUMENT/DRAWING TITLE	REV

ICN: 3819P22115	KEY OP: A04

MATERIAL LIST

ITEM NO.	PC NO.	REF NO.	M / C	DESCRIPTION	STOCK NUMBER	GENERIC MATL TYPE	LVL	QA	HAZ MAT	DOC NO.	QTY REQD/ UNIT	QTY USED/ UNIT

WebAIM Short Form TASK GROUP INSTRUCTION

05-MAR-2025 1607

20.14.15.2.9020 (September 2024) (Continued) ICN: 3819P22115 KeyOp: A04

TGI NO:	COMPONENT NAME:	TYPE:	PHASE:	REPEAT:	CHG/VER:
	1B BOILER VIEW AY	**AY**	**A**	**0**	**0/0**

SHIP/HULL NO:	SHIP/HULL NAME:	PROJECT:	SYSTEM:	PLANT ID:	CASREP CAT:
LCC-19	**USS BLUE RIDGE**	**19P**			

CU PHASE TITLE: *(D-8) - F/O - REPLACE VIEW PORT GASKET AND LIGHT OF 1B BOILER

MATERIAL LIST

ITEM NO.	PC NO.	REF NO.	M / C	DESCRIPTION	STOCK NUMBER	GENERIC MATL TYPE	LVL	QA	HAZ MAT	DOC NO.	QTY REQD/ UNIT	QTY USED/ UNIT
001			M	CLOTH,PLAIN WEAVE, H/W GLASS CLOTH, COLOR IS NATURAL C234 H.TAKEMOTO 243-4479 ORDERED FOR KTR	9B 8305 001487364		NA	4	N	50595050	1/RO	
001			M	CLOTH,PLAIN WEAVE, H/W GLASS CLOTH, COLOR IS NATURAL C234 H.TAKEMOTO 243-4479 ORDERED FOR KTR	9B 8305 001487364		NA	4	N	50595309	1/RO	
002			M	INSULATI, INSULATION, FIBROUS GLASS, THERMAL, BLANKET WITHOUT BINDER, UNFACED, SIZE: 5FT W X 45FT L X 1"THK, MIL-DTL-32585, TYPE I, FORM 3, NSN: 5640-00-173-6591 (NSN MISTAKENLY INDICATES FACING D, BUT CORRECT ITEM IN THIS NSN IS UNFACED.) C234 H.TAKEMOTO 243-4479 ORDERED FOR KTR	9Q 5640 LL9607458		NA	4	N	50597400	1/RO	
003			M	ADHESIVE, ADHESIVE FOR CLOTH ORDERED FOR KTR C234 H,TAKEMOTO 243-4479	9B 8040 002738708		NA	4	Y	50595122	2/GL	
004			M	CHIKEN NET, WIRE, MESH, CHICKEN NET, #20 X 16 MESH NO.20G, HEXAGONAL WIRE NETTING, GALVANIZED STEEL, 1RLL=30METER [ORDERED FOR KTR C234 H,TAKEMOTO 243-4479	9Q 5670 LL4651079		NA	4	N	50597807	1/RL	
005			M	CEMENT,INSULATION,, CEMENT, 45 LB, ORDERED FOR KTR C234 H.TAKEMOTO	9Q 5640 002264540		NA	4	Y	50595113	1/BG	
006			M	GASKET, GARLOCK 3200, 1/8" THK. ORDER FOR KTR C234 H.TAKEMOTO 243-4479	9B 5330 013865379		NA	4	N	50595045	1/SH	
300			M	STANDOFF,THREADED,S, ORDERED FOR KTR ORIG: C233 M. TAKEMURA, 080-9350-1458	9B 5340 002829526		NA	4	N	50495075	15/EA	
301			M	LAMP,INCANDESCENT, ORDERED FOR KTR ORIG: C233 M. TAKEMURA, 080-9350-1458	9B 6240 002465052		NA	4	N	50495040	4/EA	

ATTACHMENT LIST

WebAIM Short Form TASK GROUP INSTRUCTION

05-MAR-2025 1607

20.14.15.2.9020 (September 2024) (Continued) ICN: 3819P22115 KeyOp: A04

TGI NO:	COMPONENT NAME:	TYPE:	PHASE:	REPEAT:	CHG/VER:
	1B BOILER VIEW AY	**AY**	**A**	**0**	**0/0**

SHIP/HULL NO:	SHIP/HULL NAME:	PROJECT:	SYSTEM:	PLANT ID:	CASREP CAT:
LCC-19	**USS BLUE RIDGE**	**19P**			

CU PHASE TITLE: *(D-8) - F/O - REPLACE VIEW PORT GASKET AND LIGHT OF 1B BOILER

TITLE	FILE NAME	SAVED DATE
ENCLOSURE-01	3819P22115A04-Engrg Inst.pdf	22-FEB-2025 0000

REFERENCES: ASTERISKED (*) REFERENCES ARE NOT REQUIRED FOR PRODUCTION WORK

*(a). LCC19-ELM-303-091254 "-": BOILER CASING LIGHT FIRE ROOM 8-76-0-E

(b). NAVSEA S9AA0-AB-GOS-010/GSO REV 11: GENERAL SPECIFICATIONS FOR OVERHAUL OF SURFACE SHIPS

NOTES:

1. EQUIPMENT SHOWN SOLID (———) ARE NEW OR RELOCATED AND SHOWN HATCHED (////////) ARE TO BE REMOVED UNLESS OTHERWISE NOTED.
2. ALL ABBREVIATIONS ARE IN ACCORDANCE WITH ASME Y14.38.
3. LOCATION OF MOUNTING PADS FOR TERMINAL BOX ARE APPROXIMATE. EXACT LOCATION SHALL BE DETERMINED AT THE TIME OF INSTALLATION.
4. LOCATION AND QUANTITY OF CABLE WAY ARE APPROXIMATE. EXACT LOCATION AND QUANTITY SHALL BE DETERMINED AT THE TIME OF INSTALLATION.
5. WELDING FOR STEEL MATERIALS SHALL BE CONDUCTED IN ACCORDANCE WITH SRF-JRMC PROCESS INSTRUCTION NO. 100-2 OR NAVSEA STD ITEM NO. 009-12. AFTER ALL WELDING, VT SHALL BE REQUIRED IN ACCORDANCE WITH PARAGRAPH 6.4 OF MIL-STD-1689.
6. EQUIPMENT AND CABLE WAY SHALL BE INSTALLED IN ACCORDANCE WITH MIL-STD-2003B(SH).
7. ALL EQUIPMENT SHALL BE BONDED/GROUNDED IN ACCORDANCE WITH MIL-STD-1310H(NAVY).

MATERIAL LIST

ITEM NO	DESCRIPTION	QTY	SPEC/MATERIAL	NSN	REMARKS
1	STUD, 3/8"-16UNC x 1-3/4" TOTAL LENGTH	15 EA	STEEL	5307-00-282-9526	

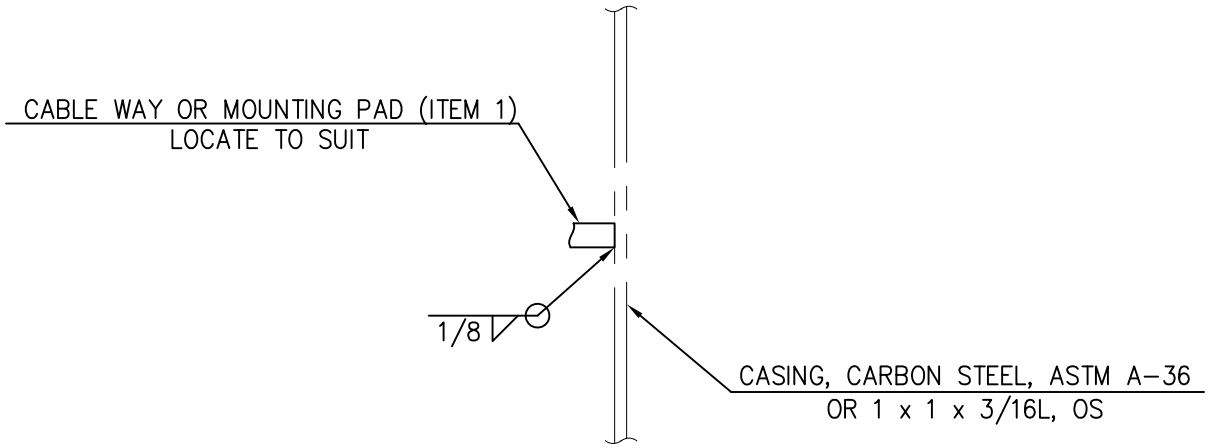

DET 1-A (TYP)

INSTALLATION
-SCALE: NONE-

ENGRG INST

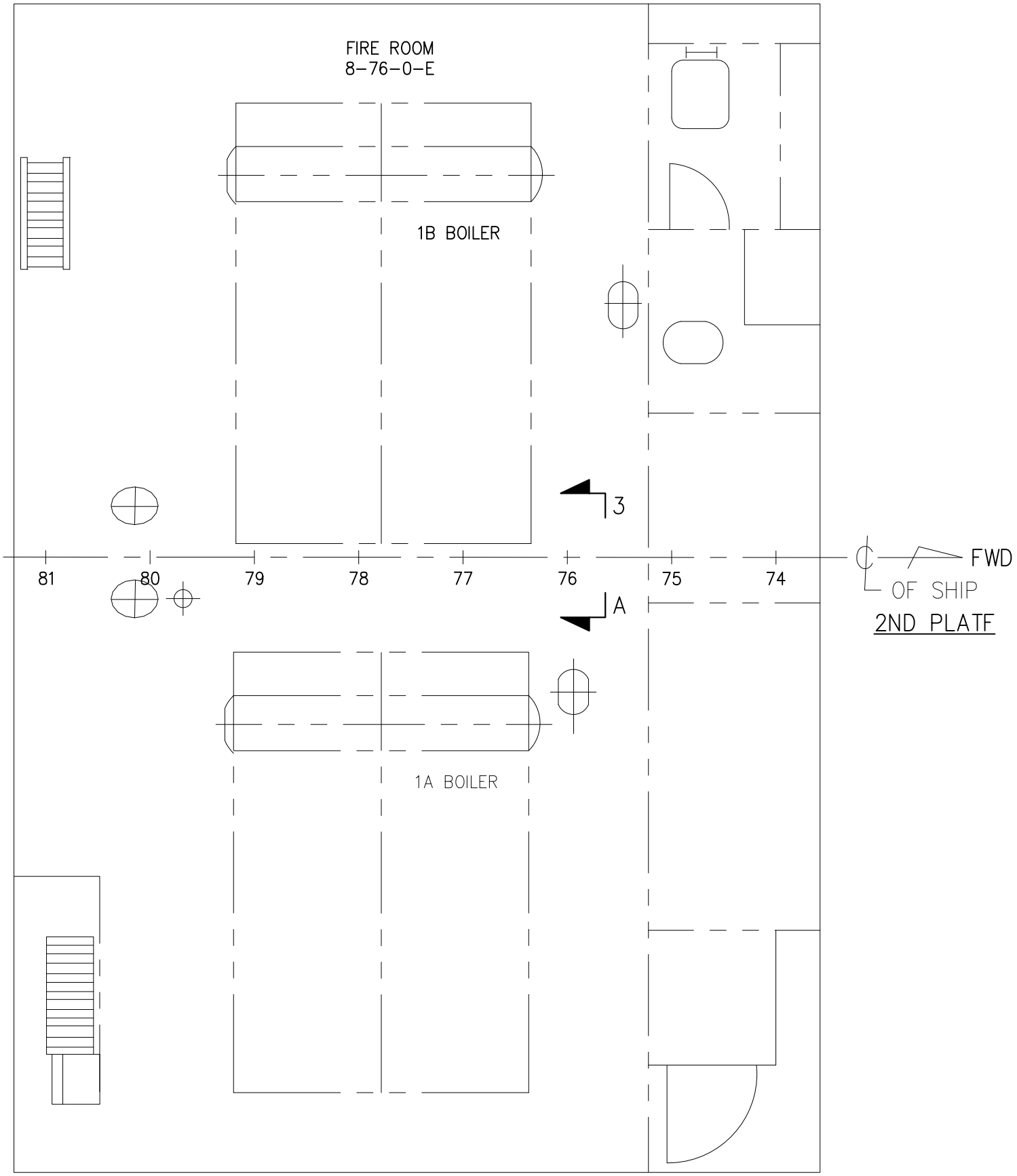

KEY PLAN

2ND PLATF

-SCALE: NONE-

ENGRG INST



SECT 3-A

FIRE ROOM (8-76-0-E) LOWER LEVEL, LKG AFT

-SCALE: NONE-

ENGRG INST