**Federal Agency:** Army
**Office:** Army Contracting Command-Anniston Army Depot (ACC-ANAD)
**AoI Title:** Oil Pump Test Stand
**CSO AoI Number:** AoI 0001
**AoI Release Date:** 28 May 2025
**Subject:** Answers to Industry Questions

Question 1: Your current test stand uses Allen Bradley PLC. Is this a requirement in the new stand? We typically use Siemens.
**Answer 1: The government currently utilizes Allen Bradley on all other similar equipment. If another software option is offered, then the software, cables, and one seat of training would need to be included.**

Question 2: Are you looking for a manually operated stand (knobs and gauges) or semi-automatic (can set up test programs and move through test procedures at operators' pace).
**Answer 2: For basic pass/fail testing it to be automatic. For diagnostic testing of the pumps such as diagnosing at what RPM they fail, exactly how much hp they need to meet the necessary flow rate, etc., we would need manually operated stand which is ok if it is software controlled and parameters can be adjusting by a potentiometer, keyboard, touch screen, etc.**

Question 3: Do you have photos that you can share of the current test stand?
**Answer 3: Photos can be found below.**

Question 4: Can you provide photos of the oil pump?
**Answer 4: Photos can be found below.**

Question 5: Does this bid require that we provide tooling or test adapters? If so are drawings available of the current designs?
**Answer 5: We do not have drawings of current tooling or test adapters. Based on the basic requirements listed in the CSO, it would be our understanding that the offeror of the new test equipment would be building and/or procuring all necessary tooling, fixtures, adapters to test the oil pumps. The requirements listed in the CSO are as follows: *The test stand sought will be replacing an existing test stand at Anniston Army Depot, and the new stand to mimic the user functionality of the current stand (loading/unloading of unit under test, method of submerging the unit under test, and driving of unit under test). The current stand allows the pump(s) to be mounted above the tank with fluid and mechanical drive connects made at that time, and then the pump(s) are fully submerged into the oil tank for testing.***

Question 6: Will the test document for the UUT be provided or is the outlined test procedure in the RFQ all that will be available?

**Answer 6: Only the test procedures in the AoI document are available to share at this time, more information can be provided later in the process.**

Question 7: Would an onsite visit prior to quoting be a possibility?
**Answer 7: Yes, a site visit is scheduled for July 15, 2025 at 10:00 AM CST**

**Federal Agency:** Army
**Office:** Army Contracting Command-Anniston Army Depot (ACC-ANAD)
**AoI Title:** Oil Test Stand
**1CSO AoI Number:** AoI 0001
**AoI Release Date:** 28 May 2025
**Responses:** See W911KF-25-S-C0002-A001 for Procedure Details

## 1. General Information

### 1.1 Introduction

This announcement is for an Oil Test Stand (AoI) under the ACC-ANAD Commercial Solutions Opening W911KF-25-S-C0001-0002. Interested parties are highly encouraged to visit the Government Point of Entry (www.sam.gov) to review the ACC-ANAD CSO special posting in its entirety to obtain more information on the process for submission evaluation of the CSO AoI Responses.

This CSO AoI seeks to solicit innovative solutions that meet the objectives detailed inSections 1.2 and 1.3. The term innovative is defined as any technology, process, or method, including research and development that is new as of the date of proposal submission, or any new application of an existing technology, process or method as of the proposal date.

ACC-ANAD is not obligated to extend a request for proposal or make an award as a result of this CSO AoI; all awards are subject to the availability of funds and successful negotiations. This CSO AoI is not an authorization to begin performance, and in no way obligates the Government for any costs incurred by the Offeror associated with developing a Response. Prior to commencement of any activities associated with performance under this CSO AoI, the Government will issue a written directive or contractual document signed by the Contracting Officer with appropriate consideration established. ACC-ANAD reserves the right to modify the requirements of this CSO AoI.

The authority to issue this CSO AoI is derived from ACC-ANAD Commercial Solutions Opening W911KF-25-S-C0002-0001, dated 14 May 2025. The CSO authority is Section 803 of the National Defense Authorization Act for FY2022, Public Law 117-807, and Class Deviation 2022-O0007.

### 1.2 AoI Background

Anniston Army Depot is the designated Center of Industrial and Technical Excellence (CITE) for tracked and wheeled ground combat vehicles (minus Bradley), towed and self-propelled artillery, assault bridging systems, individual and crew served small caliber weapons and locomotives, rail equipment and non-tactical generators.

ANAD performs depot level maintenance on vehicle systems such as the M1 Abrams tank, M88 Recovery Vehicle, Stryker, M113 M9 Ace Combat Earthmover and the Assault Breacher Vehicle. Major components of each vehicle are also overhauled and returned to stock.

The functional testing of oil pumps is a requirement in the overhaul of the X1100 transmission, which is a critical component of ANAD's core mission. The current oil pump test stand is a piece of legacy equipment lacking a reliable source of spare parts and approaching obsolescence. ANAD is interested in replacing our current oil pump test stand with a modern, robust, simple to operate, and ergonomic piece of test equipment that is durable and capable of being operational in a demanding production environment.

### 1.3 Identify AoI Solution

This AoI establishes the requirement for one (1) X1100 Oil Pump Test Stand hereafter referred to as the "Equipment," "Test Stand" and "machine", to be provided to Anniston Army Depot (ANAD), Anniston, Alabama. The intended application is for the final acceptance testing of X1100 Oil Pumps per the applicable National Maintenance Work Requirements (NMWR), NMWR 9-2520-276. The test stand sought will be replacing an existing test stand at Anniston Army Depot, and the new stand to mimic the user functionality of the current stand (loading/unloading of unit under test, method of submerging the unit under test, and driving of unit under test). The current stand allows the pump(s) to be mounted above the tank with fluid and mechanical drive connects made at that time, and then the pump(s) are fully submerged into the oil tank for testing. See below for description of specific test requirements. The Equipment shall be designed and fabricated by the contractor with all functionalities, capabilities and features as described herein. The contractor shall provide all resources necessary to design, manufacture, deliver, transport, install, demonstrate the functional operation of and provide operator and maintenance training for the equipment. We encourage vendors to explore innovative approaches that push the boundaries of test stand application and system reliability, while ensuring the highest levels of operator safety.

**Test Stand Utility and Dimensional Requirements**. The Test Stand dimensions shall be no greater than 115 inches in width x 108 inches in depth. So that clearance is sufficient for an existing overhead crane system, the test stand height shall not exceed 132 inches.

**Test Requirements**

Performance Test Requirements
Rotary Pump Assembly (Main and Scavenge), Part Number 12267855

**Scope.** This document is representative of the performance test requirements for the Rotary pump assembly, P/N 12267855. The official requirements shall come from drawing 12267855 and NMWR 9-2520-276 WP 0010

**Test conditions.** The following test conditions shall be verified before testing the rotary pump:

a. Oil shall conform to engine lubricating oil, 10 grade per MIL-L-21260
b. Rotary Pump Assembly shall be submerged in accordance with manufacturer's manual.
c. Oil shall be heated to 100 ±5 °F (38 ±3 °C) and maintain temperature range during entire test.

d. Ensure oil outlets are unrestricted during start-up of test to minimize pressure buildup and damage to the components.

**Performance Test**

a. Adjust pump speed to between 800 and 900 rpm.
b. Adjust scavenge pressure to 40 ±5 psi (276 ±34 kPa).
c. Adjust the main pressure to 300 ±20 psi (2069 ±138 kPa).
d. Ensure horsepower required to operate pump at above settings does not exceed 27.0 hp (20 Kw) maximum.
e. Observe scavenge oil flow. Refer to scavenge flow range listed in Transmission Oil Pump Performance Reference Table 1.
f. Observe main oil flow. Refer to main flow range listed in Transmission Oil Pump Performance Reference Table 1.
g. Adjust the pump speed to between 1700 and 1800 rpm.
h. Adjust scavenge pressure to 40 ±5 psi (276 ±34 kPa).
i. Adjust the main pressure to 300 ±20 psi (2069 ±138 kPa).
j. Ensure horsepower required to operate pump at above settings does not exceed 49.0 hp (37 Kw) maximum.
k. Observe scavenge oil flow. Refer to scavenge flow range listed in Transmission Oil Pump Performance Reference Table 1.
l. Observe main oil flow. Refer to main flow range listed in Transmission Oil Pump Performance Reference Table 1.
m. Reduce pump speed to 0 rpm.
n. End of Test. Remove pump from test stand.

**Test Requirements**

Performance Test Requirements
Rotary Pump, Part Number 12267838

**Scope.** This document is representative of the performance test requirements for the Rotary pump assembly, P/N 12267838. The official requirements shall come from drawing 12267838 and NMWR 9-2520-276 WP 0043

**Test conditions.** The following test conditions shall be verified before testing the rotary pump:

a. Oil shall conform to engine lubricating oil, 10 grade per MIL-L-21260
b. Rotary Pump Assembly shall be submerged in accordance with manufacturer's manual.
c. Oil shall be heated to 100 ±5 °F (38 ±3 °C) and maintain temperature range during entire test.
d. Ensure oil outlets are unrestricted during start-up of test to minimize pressure buildup and damage to the components.

**Performance Test.**

a. Adjust the rotary pump speed to 1800 ±20 rpm.
b. Adjust the output oil pressure to 80 ±2 psi (552 ±14 kPa).
c. Check that output flow is 40.4 gpm (153 Lpm) minimum.
d. Check that input power does not exceed 6.3 hp (4.7 kw).
e. Reduce rotary pump speed to 0 rpm.
f. Test End. Remove rotary pump from test stand.

**Transmission Oil Pump Performance Reference.**

**Table 1.**

| Part Number | Part Name | Oil Specification | Temp | Input Speed | Pressure | Flow | Input Power, Max |
|---|---|---|---|---|---|---|---|
| 12267855 | Rotary Pump Assembly (Main and Scavenge)* | MS-L-21260 Grade 10 | 100F | 800-900 RPM | 300 PSI (Port 1), 40 PSI (Port 2) | 50-80 GPM (Port 1), 40-59 (Port 2) | 27 HP |
| | | | | 1700-1800 RPM | 300 PSI (Port 1), 40 PSI (Port 2) | 123-160 GPM (Port 1), 89-116 (Port 2) | 49 HP |
| 12267838 | Rotary Pump | MS-L-21260 Grade 10 | 100F | 1820 RPM | 80 PSI | 40.4 GPM | 6.3 HP |

** Note Port 1 = Main, and Port 2 = Scavenge*

**2. AoI Constraints**

1. Any selected company/companies will be required to be registered in the System for Award Maintenance (sam.gov).

**3. Requirements**

**Site Visit:**

In order to participate in the scheduled site visit, the following process must be followed:

1.All visitors must notify the Contracting Points of Contact (POC(s)) of your intent to attend the event at least three (3) working days prior to the date stated below.

2. On the day of the visit:

a. Visitors without a current access badge shall present a Star ID at the Main Gate Access Control Point (ACP). Security personnel will direct visitors to the Visitor Control Center (VCC) to obtain a one-day visitor pass. The contract specialist will meet visitors at the VCC.

b. Visitors with a current access badge shall meet at the VCC and remain with the group for the duration of the site visit. Otherwise, participation will be denied.

An organized site visit is scheduled for:

Date: 25 June 2025

Time: 10:00A.M. CST

A written solution must be sent via e-mail submission by 5:00 P.M (CDT); August 6, 2025 with subject line stating **INNOVATIVE SOLUTION for Specific AoI001 Oil Test Stand** to the below points of contact.

Solutions received after the specified due date and time will be discarded and not be evaluated by the Government.

**AoI Open Period** – This AoI shall close at 5:00P.M (CDT); August 6, 2025.

**Point of contacts:**

AoI questions can be sent to:

Contracting Officer: larry.d.stephney.civ.civ@army.mil

CSO AoI Contracting Officer: amber.e.burdett.civ@army.mil

CSO AoI POC: diana.m.pritchettponder.civ@army.mil







































9207 ASSY 12
1412

12238072E
M I

6/27/78
DAX 11594
M1-B
12267109