MARMC / SWRMC / SERMC / NWRMC / HRMC / FDRMC
Total Private Sector Workload Estimate
including MOD estimates (no AIT)
FY18 - FY25
as of 01 NOV 2017

Industry Version Q1 M2

"Intent of this information is to provide U.S. DoD industry contractors a general schedule for information and planning purposes for upcoming surface ship maintenance periods- It does not constitute any request for information or request for proposals or any commitment to contract for work in accordance with this plan. This information is to assist U.S. DoD industry contractors by providing a broad overview of frequently changing (driven by U.S. Navy operations) maintenance schedules and is not a guarantee of workload or exact ship schedules"

"Distribution Statement A: Approved for Public Release; Distribution is unlimited."

MARMC Private Sector
Workload Forecast with MOD estimates (no AIT) FY18 - FY21
Industry Forecast - as of 01 NOV 2017

Workload Color Legend: CM, CG, DDG, LHD, LSD, CVN, LPD, SMCR, CG / LSD Modernization Program, CG / LSD MOD Availability (CWB), PC, AFDL, Estimated NNSY Contracting Plan

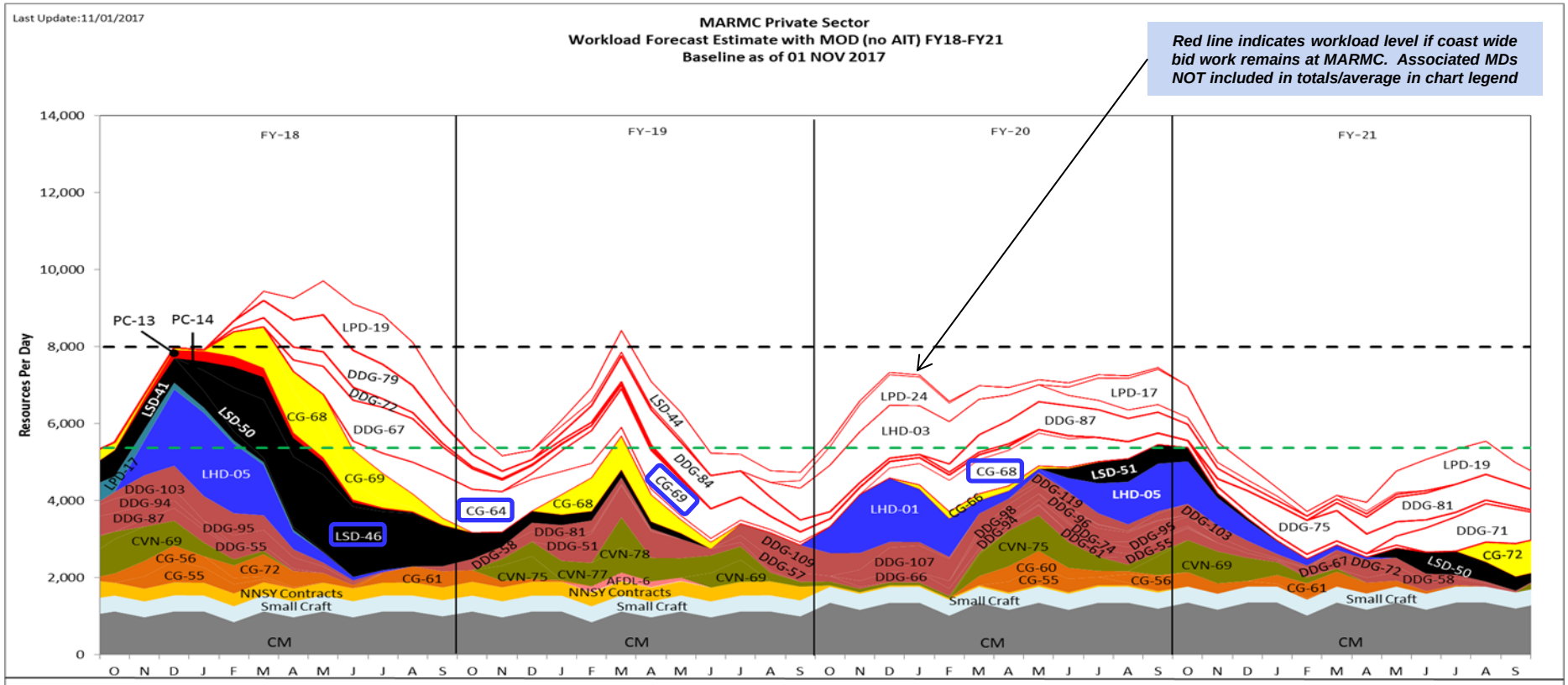

	FY-18	FY-19	FY-20	FY-21
Total TYCOM, CM & MOD FY Mandays	1,605,025	936,202	1,144,984	788,749
Average TYCOM, CM & MOD FY Mandays	6,416	3,715	4,515	3,164

Green Dash Line: 3-Year Historical Workload Average = 5368 RPD

Black Dash Line: Industry Provided SURGE Capacity = 8000 RPD

"Intent of this information is to provide U.S. DoD industry contractors a general schedule for information and planning purposes for upcoming surface ship maintenance periods- It does not constitute any request for information or request for proposals or any commitment to contract for work in accordance with this plan. This information is to assist U.S. DoD industry contractors by providing a broad overview of frequently changing (driven by U.S. Navy operations) maintenance schedules and is not a guarantee of workload or exact ship schedules"

"Distribution Statement A: Approved for Public Release; Distribution is unlimited."

MARMC Private Sector
Workload Forecast with MOD estimates (no AIT) FY18 - FY19
Industry Forecast - as of 01 NOV 2017

CG / LSD Modernization | Coast Wide Bid (Duration > 10 Months) | DDG 1000 Ship

FY18

Class	Hull	Ship Name	TYCOM	NSA	Fiscal Year	Assigned Avail Number	Start Date	End Date	Duration
CG	56	USS SAN JACINTO	CNSL	SPORT	2018	SRA4-1	10/9/2017	4/13/2018	186
DDG	103	USS TRUXTUN	CNSL	SPORT	2018	DSRA1	10/9/2017	7/20/2018	284
LHD	5	USS BATAAN	CNSL	SPORT	2018	PMA3-1	11/6/2017	7/13/2018	249
CG	55	USS LEYTE GULF	CNSL	SPORT	2018	SRA4-1	11/6/2017	3/9/2018	123
PC	13	USS SHAMAL	CNSL	SPORT	2018	DPMA	11/13/2017	9/7/2018	298
PC	14	USS TORNADO	CNSL	SPORT	2018	EDMAV	11/13/2017	6/8/2018	207
DDG	55	USS STOUT	CNSL	SPORT	2018	SRA3-2	11/13/2017	4/20/2018	158
LSD	46	USS TORTUGA	SEA 21	SPORT	2018	MODPRD / SRA	1/8/2018	5/10/2019	487
LSD	50	USS CARTER HALL	CNSL	SPORT	2018	SRA3-1	1/22/2018	8/24/2018	214
CG	68	USS ANZIO	SEA 21	SPORT	2018	SSRA1	2/5/2018	8/3/2018	179
DDG	79	USS OSCAR AUSTIN	CNSL	SPORT	2018	DMP	2/19/2018	5/17/2019	452
CG	72	USS VELLA GULF	CNSL	SPORT	2018	SRA3-2	2/19/2018	6/29/2018	130
DDG	95	USS JAMES E. WILLIAMS	CNSL	SPORT	2018	SRA2-1	2/19/2018	6/29/2018	130
DDG	72	USS MAHAN	CNSL	SPORT	2018	SRA	2/19/2018	1/25/2019	340
LPD	19	USS MESA VERDE	CNSL	SPORT	2018	DPMA	3/5/2018	5/3/2019	424
CG	69	USS VICKSBURG	SEA 21	SPORT	2018	SSRA2	4/2/2018	9/28/2018	179
DDG	67	USS COLE	CNSL	SPORT	2018	EDSRA	4/9/2018	4/5/2019	361
CG	64	USS GETTYSBURG	SEA 21	SPORT	2018	MODPRD	6/11/2018	9/27/2019	473
CG	61	USS MONTEREY	CNSL	SPORT	2018	SRA3-1	7/9/2018	1/25/2019	200
DDG	58	USS LABOON	CNSL	SPORT	2018	SRA3-2	9/17/2018	4/5/2019	200

FY Total Manday Estimate **1,605,025**

FY19

Class	Hull	Ship Name	TYCOM	NSA	Fiscal Year	Assigned Avail Number	Start Date	End Date	Duration
CVN	77	USS GEORGE H.W. BUSH	CNAL	SPORT	2019	DPIA	11/6/2018	3/7/2020	487
CVN	75	USS HARRY S. TRUMAN	CNAL	SPORT	2019	CIA	11/15/2018	12/29/2018	44
CVN	78	USS GERALD R. FORD	CNAL	SPORT	2019	CIA 1	3/1/2019	3/30/2019	29
CVN	69	USS DWIGHT D. EISENHOWER	CNAL	SPORT	2019	CIA	6/15/2019	7/29/2019	44
CG	69	USS VICKSBURG	SEA 21	STBDEC	2019	MODPRD	12/3/2018	6/5/2020	550
DDG	81	USS WINSTON S. CHURCHILL	CNSL	SPORT	2019	SRA2-2	12/17/2018	4/26/2019	130
CG	68	USS ANZIO	SEA 21	SPORT	2019	SSRA2	1/2/2019	6/28/2019	177
LSD	44	USS GUNSTON HALL	CNSL	SPORT	2019	DSRA3	1/7/2019	2/7/2020	396
DDG	51	USS ARLEIGH BURKE	CNSL	SPORT	2019	DSRA3	1/7/2019	8/2/2019	207
DDG	84	USS BULKELEY	CNSL	SPORT	2019	DMP	1/7/2019	4/3/2020	452
AFDL	6	USS DYNAMIC	CNSL	SPORT	2019	SCO	2/13/2019	5/15/2019	91
LSD	46	USS TORTUGA	SEA 21	SPORT	2019	REINT	7/1/2019	9/27/2019	88
DDG	109	USS JASON DUNHAM	CNSL	SPORT	2019	DSRA1	7/8/2019	2/7/2020	214
DDG	57	USS MITSCHER	CNSL	SPORT	2019	SRA3-1	7/15/2019	11/29/2019	137
LHD	3	USS KEARSARGE	CNSL	SPORT	2019	DPMA3	8/19/2019	1/22/2021	522
LPD	24	USS ARLINGTON	CNSL	SPORT	2019	SRA1-2	9/23/2019	9/25/2020	368
CG	64	USS GETTYSBURG	SEA 21	SPORT	2019	REINT	9/30/2019	1/31/2020	123

FY Total Manday Estimate **936,202**

"Intent of this information is to provide U.S. DoD industry contractors a general schedule for information and planning purposes for upcoming surface ship maintenance periods- It does not constitute any request for information or request for proposals or any commitment to contract for work in accordance with this plan. This information is to assist U.S. DoD industry contractors by providing a broad overview of frequently changing (driven by U.S. Navy operations) maintenance schedules and is not a guarantee of workload or exact ship schedules"

"Distribution Statement A: Approved for Public Release; Distribution is unlimited."

MARMC Private Sector
Workload Forecast with MOD estimates (no AIT) FY20 - FY21
Industry Forecast - as of 01 NOV 2017

CG / LSD Modernization | Coast Wide Bid (Duration > 10 Months) | DDG 1000 Ship

FY20

Class	Hull	Ship Name	TYCOM	NSA	Fiscal Year	Assigned Avail Number	Start Date	End Date	Duration
CVN	75	USS HARRY S. TRUMAN	CNAL	SPORT	2020	PIA 3	3/18/2020	9/21/2020	187
CVN	69	USS DWIGHT D. EISENHOWER	CNAL	SPORT	2020	PIA 3	9/17/2020	3/18/2021	182
LHD	1	USS WASP	CNSL	SPORT	2020	PMA4-1	10/28/2019	5/29/2020	214
DDG	107	USS GRAVELY	CNSL	SPORT	2020	DSRA1	11/11/2019	7/31/2020	263
DDG	66	USS GONZALEZ	CNSL	SPORT	2020	SRA3-1	11/18/2019	5/1/2020	165
CG	68	USS ANZIO	SEA 21	SPORT	2020	MODPRD	12/2/2019	5/31/2021	546
CG	66	USS HUE CITY	SEA 21	SPORT	2020	SSRA1	1/6/2020	7/3/2020	179
DDG	87	USS MASON	CNSL	SPORT	2020	DMP	2/3/2020	6/25/2021	508
DDG	94	USS NITZE	CNSL	SPORT	2020	SRA2-2	2/17/2020	6/26/2020	130
CG	60	USS NORMANDY	CNSL	SPORT	2020	SRA3-2	3/23/2020	9/18/2020	179
DDG	98	USS FORREST SHERMAN	CNSL	SPORT	2020	SRA2-1	3/30/2020	9/11/2020	165
CG	55	USS LEYTE GULF	CNSL	SPORT	2020	SRA4-2	4/6/2020	8/28/2020	144
DDG	61	USS RAMAGE	CNSL	SPORT	2020	SRA3-2	4/27/2020	10/9/2020	165
DDG	74	USS MCFAUL	CNSL	SPORT	2020	SRA3-1	5/11/2020	10/23/2020	165
DDG	119	USS DELBERT BLACK	CNSL	SPORT	2020	PSA	5/25/2020	9/4/2020	102
DDG	96	USS BAINBRIDGE	CNSL	SPORT	2020	SRA2-2	6/1/2020	10/9/2020	130
LHD	5	USS BATAAN	CNSL	SPORT	2020	PMA3-2	6/8/2020	4/2/2021	298
CG	69	USS VICKSBURG	SEA 21	SPORT	2020	REINT	6/8/2020	10/2/2020	116
LSD	51	USS OAK HILL	CNSL	SPORT	2020	SRA3-2	6/15/2020	2/12/2021	242
LPD	17	USS SAN ANTONIO	CNSL	SPORT	2020	SRA2-1	6/15/2020	5/7/2021	326
DDG	55	USS STOUT	CNSL	SPORT	2020	SRA3-2	8/3/2020	2/19/2021	200
CG	56	USS SAN JACINTO	CNSL	SPORT	2020	SRA4-2	8/17/2020	02/12/2021	179
DDG	95	USS JAMES E. WILLIAMS	CNSL	SPORT	2020	SRA2-2	8/31/2020	2/12/2021	165
DDG	103	USS TRUXTUN	CNSL	SPORT	2020	SRA2-1	9/14/2020	2/19/2021	158

FY Total Manday Estimate **1,144,984**

FY21

Class	Hull	Ship Name	TYCOM	NSA	Fiscal Year	Assigned Avail Number	Start Date	End Date	Duration
DDG	75	USS DONALD COOK	CNSL	SPORT	2021	EDSRA	11/2/2020	10/8/2021	340
CG	61	USS MONTEREY	CNSL	SPORT	2021	SRA3-2	1/25/2021	7/9/2021	165
DDG	67	USS COLE	CNSL	SPORT	2021	SRA3-1	2/1/2021	6/11/2021	130
DDG	72	USS MAHAN	CNSL	SPORT	2021	SRA3-2	3/8/2021	8/20/2021	165
DDG	81	USS WINSTON S. CHURCHILL	CNSL	SPORT	2021	DMP	3/29/2021	8/12/2022	501
LPD	19	USS MESA VERDE	CNSL	SPORT	2021	SRA2-1	4/5/2021	4/8/2022	368
DDG	58	USS LABOON	CNSL	SPORT	2021	SRA3-2	4/12/2021	9/24/2021	165
LSD	50	USS CARTER HALL	CNSL	SPORT	2021	SRA3-2	5/3/2021	12/3/2021	214
DDG	71	USS ROSS	CNSL	SPORT	2021	EDSRA	5/3/2021	4/15/2022	347
CG	68	USS ANZIO	SEA 21	SPORT	2021	REINT	6/7/2021	10/1/2021	116
CG	72	USS VELLA GULF	SEA 21	SPORT	2021	DSRA2	8/23/2021	02/18/2022	179

FY Total Manday Estimate **788,749**

"Intent of this information is to provide U.S. DoD industry contractors a general schedule for information and planning purposes for upcoming surface ship maintenance periods- It does not constitute any request for information or request for proposals or any commitment to contract for work in accordance with this plan. This information is to assist U.S. DoD industry contractors by providing a broad overview of frequently changing (driven by U.S. Navy operations) maintenance schedules and is not a guarantee of workload or exact ship schedules"

"Distribution Statement A: Approved for Public Release; Distribution is unlimited."

MARMC Private Sector
Workload Forecast with MOD estimates (no AIT) FY22 - FY25
Industry Forecast - as of 01 NOV 2017

Workload Color Legend: CM, CG, DDG, LHD, LSD, CVN, LPD, SMCR, CG / LSD Modernization Program, CG / LSD MOD Availability (CWB), PC, AFDL, Estimated NNSY Contracting Plan

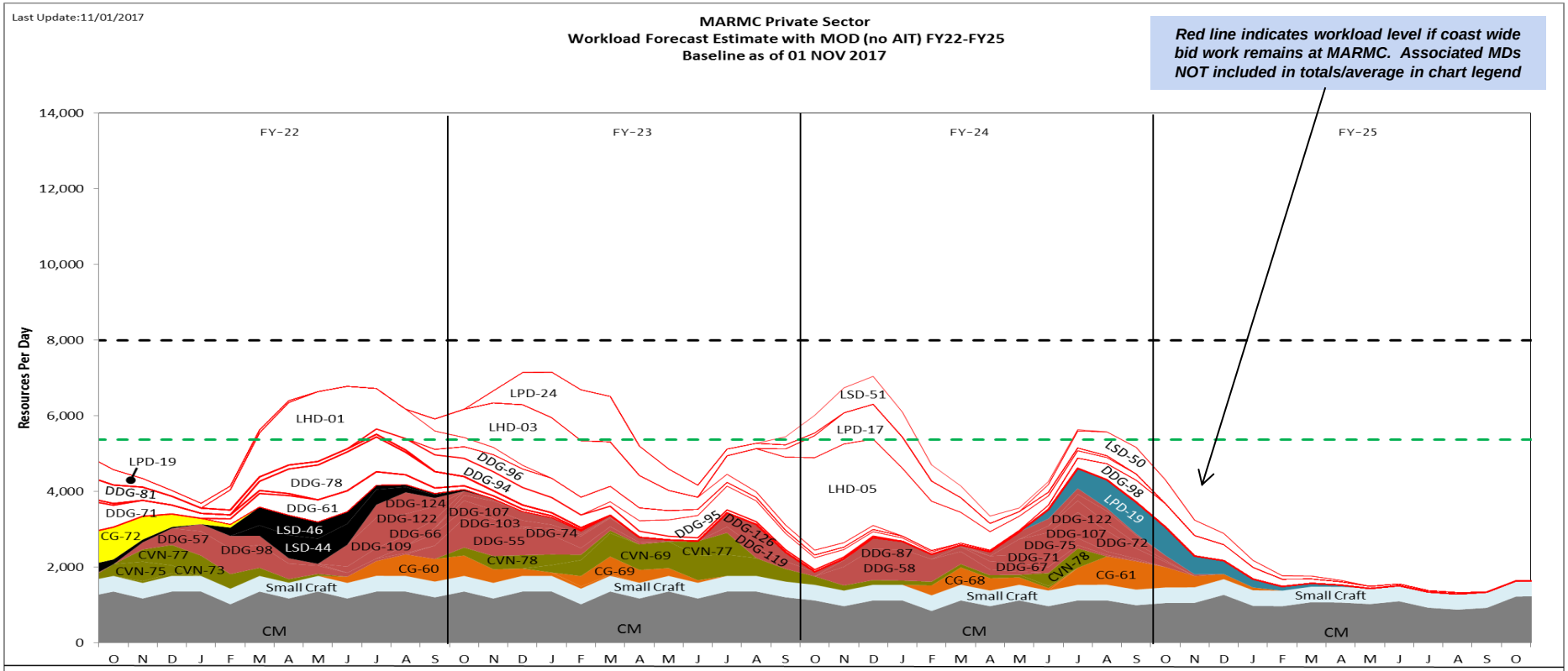

	FY-22	FY-23	FY-24	FY-25
Total TYCOM, CM & MOD FY Mandays	887,065	790,044	759,916	430,169
Average TYCOM, CM & MOD FY Mandays	3,517	3,182	3,005	1,732

Green Dash Line: 3-Year Historical Workload Average = 5368 RPD

Black Dash Line: Industry Provided SURGE Capacity = 8000 RPD

"Intent of this information is to provide U.S. DoD industry contractors a general schedule for information and planning purposes for upcoming surface ship maintenance periods- It does not constitute any request for information or request for proposals or any commitment to contract for work in accordance with this plan. This information is to assist U.S. DoD industry contractors by providing a broad overview of frequently changing (driven by U.S. Navy operations) maintenance schedules and is not a guarantee of workload or exact ship schedules"

"Distribution Statement A: Approved for Public Release; Distribution is unlimited."

MARMC Private Sector
Workload Forecast with MOD estimates (no AIT) FY22 - FY23
Industry Forecast - as of 01 NOV 2017

CG / LSD Modernization | Coast Wide Bid (Duration > 10 Months) | DDG 1000 Ship

FY22

Class	Hull	Ship Name	TYCOM	NSA	Fiscal Year	Assigned Avail Number	Start Date	End Date	Duration
CVN	75	USS HARRY S. TRUMAN	CNAL	SPORT	2022	CIA	10/21/2021	12/5/2021	45
CVN	73	USS GEORGE WASHINGTON	CNAL	SPORT	2022	CIA (R)	11/1/2021	12/30/2021	59
CVN	77	USS GEORGE H.W. BUSH	CNAL	SPORT	2022	PIA 2	11/15/2021	5/21/2022	187
DDG	57	USS MITSCHER	CNSL	SPORT	2022	DSRA3	11/8/2021	8/12/2022	277
DDG	98	USS FORREST SHERMAN	CNSL	SPORT	2022	SRA2-2	1/10/2022	5/20/2022	130
DDG	61	USS RAMAGE	CNSL	SPORT	2022	DSRA3	2/7/2022	2/24/2023	382
LSD	46	USS TORTUGA	CNSL	SPORT	2022	SRA3-1	2/14/2022	9/30/2022	228
LHD	1	USS WASP	CNSL	SPORT	2022	DPMA3	2/14/2022	12/16/2022	305
LSD	44	USS GUNSTON HALL	CNSL	SPORT	2022	SRA4-1	3/14/2022	10/14/2022	214
DDG	78	USS PORTER	CNSL	SPORT	2022	EDSRA	3/14/2022	2/17/2023	340
DDG	109	USS JASON DUNHAM	CNSL	SPORT	2022	SRA2-1	6/6/2022	11/18/2022	165
DDG	122	USS JOHN BASILONE	CNSL	SPORT	2022	PSA	6/6/2022	9/16/2022	10
CG	60	USS NORMANDY	CNSL	SPORT	2022	DSRA3	6/27/2022	3/24/2023	27
DDG	124	USS HARVEY C BARNUM JR	CNSL	SPORT	2022	PSA	7/11/2022	9/23/2022	74
DDG	94	USS NITZE	CNSL	SPORT	2022	DMP	7/18/2022	12/8/2023	508
DDG	66	USS GONZALEZ	CNSL	SPORT	2022	SRA3-2	8/1/2022	12/9/2022	130
DDG	96	USS BAINBRIDGE	CNSL	SPORT	2022	DMP	9/19/2022	2/9/2024	508
DDG	103	USS TRUXTUN	CNSL	SPORT	2022	SRA2-2	9/19/2022	3/3/2023	165
LHD	3	USS KEARSARGE	CNSL	SPORT	2022	PMA4-1	9/26/2022	12/15/2023	445
DDG	55	USS STOUT	CNSL	SPORT	2022	DSRA3	9/26/2022	4/21/2023	207

FY Total Manday Estimate **887,065**

FY23

Class	Hull	Ship Name	TYCOM	NSA	Fiscal Year	Assigned Avail Number	Start Date	End Date	Duration
CVN	78	USS GERALD R. FORD	CNAL	SPORT	2023	PIA 1	10/1/2022	3/31/2023	181
CVN	69	USS DWIGHT D. EISENHOWER	CNAL	SPORT	2023	DPIA3	1/30/2023	6/1/2024	488
CVN	77	USS GEORGE H.W. BUSH	CNAL	SPORT	2023	CIA	6/20/2023	7/15/2023	25
DDG	107	USS GRAVELY	CNSL	SPORT	2023	SRA2-1	10/24/2022	3/3/2023	130
LPD	24	USS ARLINGTON	CNSL	SPORT	2023	DSRA1	11/28/2022	10/27/2023	333
DDG	74	USS MCFAUL	CNSL	SPORT	2023	SRA3-2	1/16/2023	5/26/2023	130
CG	69	USS VICKSBURG	CNSL	SPORT	2023	SRA4-1	2/13/2023	6/23/2023	130
DDG	95	USS JAMES E. WILLIAMS	CNSL	SPORT	2023	DMP	3/6/2023	5/31/2024	452
DDG	126	USS LOUIS H WILSON JR	CNSL	SPORT	2023	PSA	7/10/2023	9/22/2023	74
DDG	119	USS DELBERT D. BLACK	CNSL	SPORT	2023	SRA1-1	7/10/2023	11/17/2023	130
LHD	5	USS BATAAN	CNSL	SPORT	2023	DPMA3	7/17/2023	9/6/2024	417
LSD	51	USS OAK HILL	CNSL	SPORT	2023	DSRA3	9/11/2023	7/19/2024	312
LPD	17	USS SAN ANTONIO	CNSL	SPORT	2023	SRA2-2	9/18/2023	8/9/2024	326

FY Total Manday Estimate **790,044**

"Intent of this information is to provide U.S. DoD industry contractors a general schedule for information and planning purposes for upcoming surface ship maintenance periods- It does not constitute any request for information or request for proposals or any commitment to contract for work in accordance with this plan. This information is to assist U.S. DoD industry contractors by providing a broad overview of frequently changing (driven by U.S. Navy operations) maintenance schedules and is not a guarantee of workload or exact ship schedules"

"Distribution Statement A: Approved for Public Release; Distribution is unlimited."

MARMC Private Sector
Workload Forecast with MOD estimates (no AIT) FY24 - FY25
Industry Forecast - as of 01 NOV 2017

CG / LSD Modernization | Coast Wide Bid (Duration > 10 Months) | DDG 1000 Ship

FY24

Class	Hull	Ship Name	TYCOM	NSA	Fiscal Year	Assigned Avail Number	Start Date	End Date	Duration
CVN	78	USS GERALD R. FORD	CNAL	SPORT	2024	CIA	6/1/2024	7/15/2024	44
DDG	58	USS LABOON	CNSL	SPORT	2024	DSRA3	11/13/2023	5/17/2024	186
DDG	87	USS MASON	CNSL	SPORT	2024	SRA3-1	11/13/2023	3/22/2024	130
CG	68	USS ANZIO	CNSL	SPORT	2024	SRA4-1	2/12/2024	6/21/2024	130
DDG	67	USS COLE	CNSL	SPORT	2024	SRA3-2	3/25/2024	9/6/2024	165
DDG	122	USS JOHN BASILONE	CNSL	SPORT	2024	SRA1-1	4/15/2024	9/20/2024	158
DDG	71	USS ROSS	CNSL	SPORT	2024	SRA3-1	4/15/2024	9/27/2024	165
DDG	72	USS MAHAN	CNSL	SPORT	2024	DSRA3	5/13/2024	10/11/2024	151
LSD	50	USS CARTER HALL	CNSL	SPORT	2024	DSRA3	6/3/2024	4/25/2025	326
DDG	98	USS FORREST SHERMAN	CNSL	SPORT	2024	DMP	6/3/2024	8/29/2025	452
DDG	75	USS DONALD COOK	CNSL	STBDEC	2024	SRA3-1	6/17/2024	10/25/2024	130
LPD	19	USS MESA VERDE	CNSL	SPORT	2024	SRA2-2	6/24/2024	4/11/2025	291
CG	61	USS MONTEREY	CNSL	SPORT	2024	DSRA3	7/8/2024	1/24/2025	200
DDG	107	USS GRAVELY	CNSL	SPORT	2024	SRA2-2	7/15/2024	11/1/2024	109

FY Total Manday Estimate **759,916**

FY25

Class	Hull	Ship Name	TYCOM	NSA	Fiscal Year	Assigned Avail Number	Start Date	End Date	Duration
DDG	103	USS TRUXTUN	CNSL	SPORT	2025	DMP	01/27/2025	04/24/2026	452
LHD	1	USS WASP	CNSL	SPORT	2025	PMA5-1	01/27/2025	08/29/2025	214
LSD	46	USS TORTUGA	CNSL	SPORT	2025	PMA4-2	02/10/2025	09/12/2025	214
LSD	44	GUNSTON HALL	CNSL	SPORT	2025	SRA4-2	03/10/2025	10/10/2025	214
DDG	81	USS WINSTON S. CHURCHILL	CNSL	SPORT	2025	SRA	03/17/2025	07/18/2025	123
DDG	57	USS MITSCHER	CNSL	SPORT	2025	SRA	04/07/2025	09/19/2025	165
DDG	109	USS JASON DUNHAM	CNSL	SPORT	2025	SRA	04/14/2025	08/22/2025	130
DDG	124	USS HARVEY C BARNUM JR	CNSL	SPORT	2025	SRA1-1	04/14/2025	09/19/2025	158
DDG	78	USS PORTER	CNSL	SPORT	2025	SRA3-1	08/25/2025	01/09/2026	137
DDG	55	USS STOUT	CNSL	SPORT	2025	SRA	09/01/2025	01/09/2026	130

FY Total Manday Estimate **430,169**

"Intent of this information is to provide U.S. DoD industry contractors a general schedule for information and planning purposes for upcoming surface ship maintenance periods- It does not constitute any request for information or request for proposals or any commitment to contract for work in accordance with this plan. This information is to assist U.S. DoD industry contractors by providing a broad overview of frequently changing (driven by U.S. Navy operations) maintenance schedules and is not a guarantee of workload or exact ship schedules"

"Distribution Statement A: Approved for Public Release; Distribution is unlimited."

SWRMC Private Sector
Workload Forecast with MOD estimates (no AIT) FY18 - FY21
Industry Forecast - as of 01 NOV 2017

Workload Color Legend: CM, CG, DDG, LHA, LHD, LPD, LSD, MCM, CG / LSD Modernization Program, CG / LSD MOD Availability (CWB), CVN, FF, LCS, DDG-1000 +

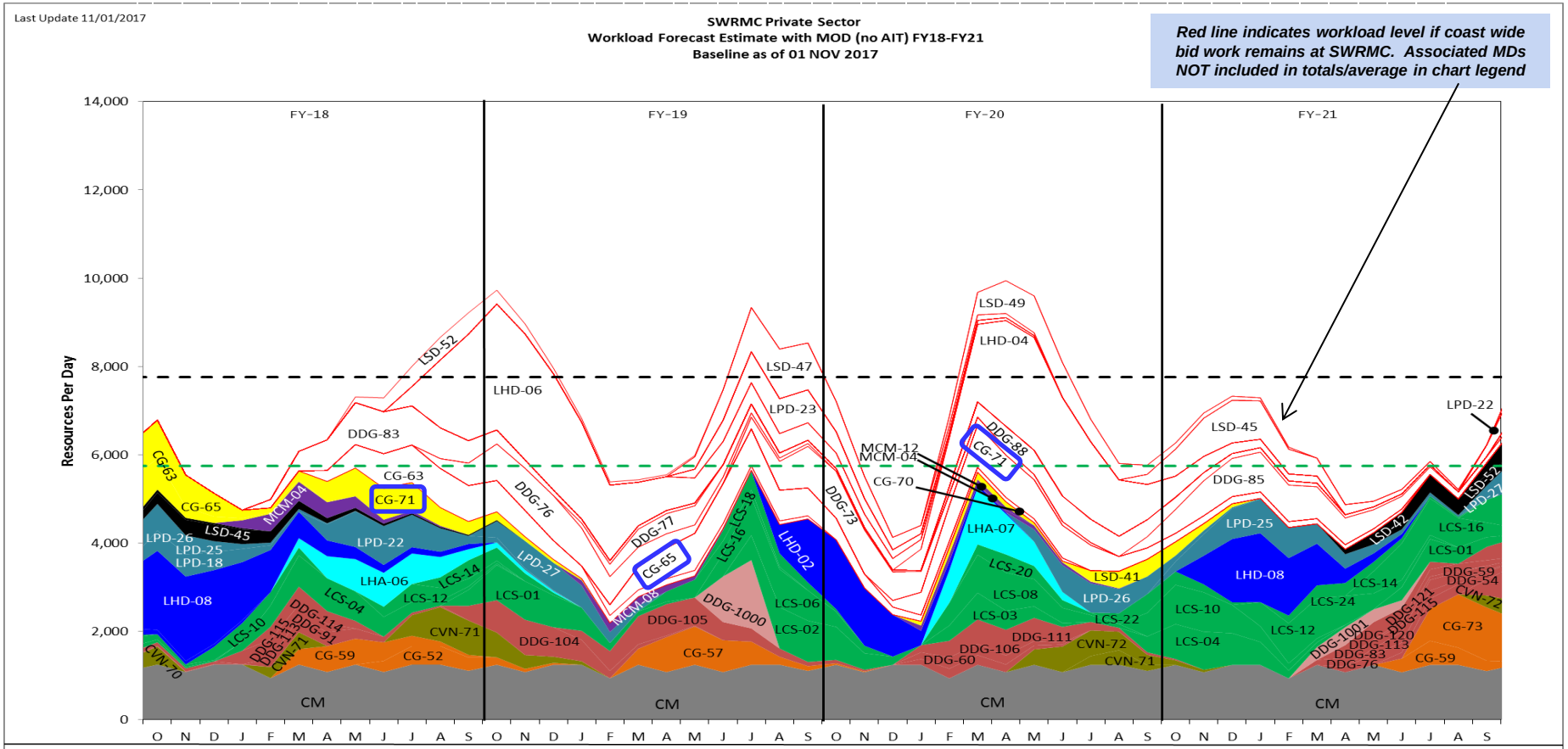

	FY-18	FY-19	FY-20	FY-21
Total TYCOM, CM & MOD FY Mandays	1,324,206	956,537	930,405	1,181,223
Average TYCOM, CM & MOD FY Mandays	5,302	3,824	3,711	4,692

Green Dash Line: 3-Year Historical Workload Average = 5743 RPD

Black Dash Line: (135% of Historical Workload Average) SURGE Capacity = 7752 RPD (Industry provided threshold under review)

"Intent of this information is to provide U.S. DoD industry contractors a general schedule for information and planning purposes for upcoming surface ship maintenance periods- It does not constitute any request for information or request for proposals or any commitment to contract for work in accordance with this plan. This information is to assist U.S. DoD industry contractors by providing a broad overview of frequently changing (driven by U.S. Navy operations) maintenance schedules and is not a guarantee of workload or exact ship schedules"

"Distribution Statement A: Approved for Public Release; Distribution is unlimited."

SWRMC Private Sector
Workload Forecast with MOD estimates (no AIT) FY18 - FY19
Industry Forecast - as of 01 NOV 2017

CG / LSD Modernization | Coast Wide Bid (Duration > 10 Months) | DDG 1000 Ship

FY18

Class	Hull	Ship Name	TYCOM	NSA	Fiscal Year	Assigned Avail Number	Start Date	End Date	Duration
CVN	71	USS THEODORE ROOSEVELT	CNAP	SSD	2018	CIA	2/5/2018	3/21/2018	44
CVN	71	USS THEODORE ROOSEVELT	CNAP	SSD	2018	PIA2	7/15/2018	1/16/2019	185
LCS	10	USS GABRIELLE GIFFORDS	CNSP	SSD	2018	PSA	12/1/2017	3/31/2018	120
DDG	113	USS JOHN FINN	CNSP	SSD	2018	PSA	1/22/2018	4/30/2018	98
LCS	4	USS CORONADO	CNSP	SSD	2018	DSRA1	1/29/2018	10/19/2018	263
MCM	4	USS CHAMPION	CNSP	SSD	2018	DSRA4	1/29/2018	8/11/2018	194
DDG	115	USS RAFAEL PERALTA	CNSP	SSD	2018	PSA	2/12/2018	5/21/2018	98
DDG	91	USS PINCKNEY	CNSP	SSD	2018	SRA2-1	2/12/2018	8/31/2018	200
DDG	83	USS HOWARD	CNSP	SSD	2018	DMP	2/26/2018	5/31/2019	459
CG	59	USS PRINCETON	CNSP	SSD	2018	SRA3-1	3/5/2018	9/27/2018	206
CG	71	USS CAPE ST. GEORGE	SEA 21	SSD	2018	SSRA1	3/19/2018	1/11/2019	298
LHA	6	USS AMERICA	CNSP	SSD	2018	PMA1-1	3/19/2018	12/7/2018	263
CG	63	USS COWPENS	SEA 21	SSD	2018	MODPRD	4/2/2018	9/30/2019	546
LPD	22	USS SAN DIEGO	CNSP	SSD	2018	SRA1-2	4/30/2018	12/14/2018	228
LSD	52	USS PEARL HARBOR	CNSP	SSD	2018	SRA3-1	5/7/2018	5/17/2019	375
LCS	12	USS OMAHA	CNSP	SSD	2018	PSA	6/1/2018	10/31/2018	152
CG	52	USS BUNKER HILL	CNSP	SSD	2018	SRA3-2	6/25/2018	12/14/2018	172
LHD	6	USS BONHOMME RICHARD	CNSP	SSD	2018	DPMA3	7/9/2018	1/17/2020	557
LCS	14	USS MANCHESTER	CNSP	SSD	2018	PSA	8/1/2018	12/31/2018	152
DDG	76	USS HIGGINS	CNSP	SSD	2018	EDSRA	8/13/2018	9/6/2019	389
DDG	104	USS STERETT	CNSP	SSD	2018	DSRA1	9/24/2018	5/10/2019	228
LCS	1	USS FREEDOM	CNSP	SSD	2018	DSRA1	9/24/2018	4/12/2019	200

FY Total Manday Estimate 1,324,206

FY19

Class	Hull	Ship Name	TYCOM	NSA	Fiscal Year	Assigned Avail Number	Start Date	End Date	Duration
LPD	27	USS PORTLAND	CNSP	SSD	2019	PSA	10/1/2018	3/22/2019	172
DDG	77	USS O'KANE	CNSP	SSD	2019	ESRA	1/14/2019	1/24/2020	375
MCM	8	USS SCOUT	CNSP	SSD	2019	DSRA4	1/14/2019	7/26/2019	193
DDG	105	USS DEWEY	CNSP	SSD	2019	DSRA1	1/28/2019	11/1/2019	277
CG	65	USS CHOSIN	SEA 21	SSD	2019	MODPRD	2/2/2019	6/2/2020	486
CG	57	USS LAKE CHAMPLAIN	CNSP	SSD	2019	DSRA3	3/4/2019	11/1/2019	242
LCS	16	USS TULSA	CNSP	SSD	2019	PSA	4/1/2019	8/31/2019	152
LPD	23	USS ANCHORAGE	CNSP	SSD	2019	SRA1-2	5/6/2019	5/15/2020	375
LSD	47	USS RUSHMORE	CNSP	SSD	2019	DSRA3	5/6/2019	5/1/2020	361
DDG	1000	USS ZUMWALT	CNSP	SSD	2019	PSA	6/1/2019	7/26/2019	55
LCS	18	USS CHARLESTON	CNSP	SSD	2019	PSA	6/1/2019	10/31/2019	152
LCS	6	USS JACKSON	CNSP	SSD	2019	DSRA1	6/3/2019	11/29/2019	179
LCS	2	USS INDEPENDENCE	CNSP	SSD	2019	DSRA1	7/1/2019	12/20/2019	172
DDG	73	USS DECATUR	CNSP	SSD	2019	EDSRA	7/8/2019	7/31/2020	389
LHD	2	USS ESSEX	CNSP	SSD	2019	PMA3-2	8/12/2019	4/10/2020	242

FY Total Manday Estimate 956,537

"Intent of this information is to provide U.S. DoD industry contractors a general schedule for information and planning purposes for upcoming surface ship maintenance periods- It does not constitute any request for information or request for proposals or any commitment to contract for work in accordance with this plan. This information is to assist U.S. DoD industry contractors by providing a broad overview of frequently changing (driven by U.S. Navy operations) maintenance schedules and is not a guarantee of workload or exact ship schedules"

"Distribution Statement A: Approved for Public Release; Distribution is unlimited."

SWRMC Private Sector
Workload Forecast with MOD estimates (no AIT) FY20
Industry Forecast - as of 01 NOV 2017

CG / LSD Modernization | Coast Wide Bid (Duration > 10 Months) | DDG 1000 Ship

FY20

Class	Hull	Ship Name	TYCOM	NSA	Fiscal Year	Assigned Avail Number	Start Date	End Date	Duration
CVN	72	USS ABRAHAM LINCOLN	CNAP	SSD	2020	PIA2	5/7/2020	11/7/2020	184
CVN	71	USS THEODORE ROOSEVELT	CNAP	SSD	2020	CIA	7/31/2020	9/13/2020	44
CG	63	USS COWPENS	SEA 21	SSD	2020	REINT	10/1/2019	1/28/2020	119
CG	71	USS CAPE ST. GEORGE	SEA 21	SSD	2020	MODPRD	12/4/2019	6/2/2021	546
LHD	4	USS BOXER	CNSP	SSD	2020	DPMA3	1/13/2020	3/12/2021	424
DDG	60	USS PAUL HAMILTON	CNSP	SSD	2020	SRA3-1	1/13/2020	6/26/2020	165
DDG	106	USS STOCKDALE	CNSP	SSD	2020	SRA2-1	1/13/2020	6/19/2020	158
MCM	12	USS ARDENT	CNSP	SSD	2020	SRA4-1	1/13/2020	4/21/2020	99
DDG	111	USS SPRUANCE	CNSP	SSD	2020	DSRA1	1/27/2020	10/16/2020	263
CG	70	USS LAKE ERIE	SEA 21	SSD	2020	SRA3-1	1/27/2020	7/24/2020	179
LHA	7	USS TRIPOLI	CNSP	SSD	2020	PSA	2/1/2020	6/30/2020	150
LSD	49	USS HARPERS FERRY	CNSP	SSD	2020	DSRA3	2/10/2020	2/5/2021	361
DDG	88	USS PREBLE	CNSP	SSD	2020	DMP	2/10/2020	7/2/2021	508
LCS	3	USS FORT WORTH	CNSP	SSD	2020	SRA1	2/3/2020	6/5/2020	123
LCS	8	USS MONTGOMERY	CNSP	SSD	2020	DSRA1	2/24/2020	8/21/2020	179
LCS	20	USS CINCINNATI	CNSP	SSD	2020	PSA	3/1/2020	7/31/2020	152
MCM	4	USS CHAMPION	CNSP	SSD	2020	SRA5-1	4/1/2020	8/11/2020	132
LPD	26	USS JOHN P MURTHA	CNSP	SSD	2020	SRA1-1	5/4/2020	1/8/2021	249
CG	65	USS CHOSIN	SEA 21	SSD	2020	REINT	6/3/2020	9/30/2020	119
LSD	41	USS WHIDBEY ISLAND	SEA 21	SSD	2020	SSRA	7/1/2020	12/30/2020	182
LCS	22	USS KANSAS CITY	CNSP	SSD	2020	PSA	8/1/2020	12/31/2020	152
DDG	85	USS MCCAMPBELL	CNSP	SSD	2020	DMP	9/14/2020	2/8/2022	512
LCS	10	USS GABRIELLE GIFFORDS	CNSP	SSD	2020	DSRA1	9/28/2020	3/26/2021	179
LSD	45	USS COMSTOCK	CNSP	SSD	2020	DSRA3	9/28/2020	9/24/2021	361
LCS	4	USS CORONADO	CNSP	SSD	2020	DSRA2	9/28/2020	4/23/2021	207

FY Total Manday Estimate 930,405

"Intent of this information is to provide U.S. DoD industry contractors a general schedule for information and planning purposes for upcoming surface ship maintenance periods- It does not constitute any request for information or request for proposals or any commitment to contract for work in accordance with this plan. This information is to assist U.S. DoD industry contractors by providing a broad overview of frequently changing (driven by U.S. Navy operations) maintenance schedules and is not a guarantee of workload or exact ship schedules"

"Distribution Statement A: Approved for Public Release; Distribution is unlimited."

SWRMC Private Sector
Workload Forecast with MOD estimates (no AIT) FY21
Industry Forecast - as of 01 NOV 2017

CG / LSD Modernization | Coast Wide Bid (Duration > 10 Months) | DDG 1000 Ship

FY21

Class	Hull	Ship Name	TYCOM	NSA	Fiscal Year	Assigned Avail Number	Start Date	End Date	Duration
CVN	72	USS ABRAHAM LINCOLN	CNSP	SSD	2021	CIA	9/11/2021	10/25/2021	44
LPD	25	USS SOMERSET	CNSP	SSD	2021	SRA1-2	10/19/2020	8/13/2021	298
LHD	8	USS MAKIN ISLAND	CNSP	SSD	2021	PMA2-1	11/2/2020	6/4/2021	214
LCS	12	USS OMAHA	CNSP	SSD	2021	DSRA1	1/4/2021	7/2/2021	179
LCS	24	USS OAKLAND	CNSP	SSD	2021	PSA	2/1/2021	8/31/2021	211
DDG	1001	MICHAEL MONSOOR	CNSP	SSD	2021	PSA	3/1/2021	6/30/2021	121
DDG	113	USS JOHN FINN	CNSP	SSD	2021	SRA1-1	3/15/2021	8/20/2021	158
LSD	42	USS GERMANTOWN	CNSP	SSD	2021	SRA4-2	4/5/2021	1/28/2022	298
DDG	76	USS HIGGINS	CNSP	SSD	2021	SRA3-1	4/14/2021	9/29/2021	168
DDG	121	USS FRANK E PETERSEN JR	CNSP	SSD	2021	PSA	4/16/2021	7/24/2021	99
LCS	14	USS MANCHESTER	CNSP	SSD	2021	DSRA1	5/3/2021	10/29/2021	179
DDG	83	USS HOWARD	CNSP	SSD	2021	SRA3-1	5/24/2021	11/5/2021	165
LCS	1	USS FREEDOM	CNSP	SSD	2021	SRA2	6/1/2021	10/1/2021	122
CG	71	USS CAPE ST. GEORGE	SEA 21	SSD	2021	REINT	6/3/2021	9/30/2021	119
CG	59	USS PRINCETON	CNSP	SSD	2021	SRA3-2	6/7/2021	10/15/2021	130
DDG	115	USS RAFAEL PERALTA	CNSP	SSD	2021	SRA1-1	6/14/2021	11/19/2021	158
DDG	59	USS RUSSELL	CNSP	SSD	2021	SRA3-2	6/21/2021	12/3/2021	165
CG	73	USS PORT ROYAL	CNSP	SSD	2021	DSRA	7/19/2021	12/17/2021	151
DDG	120	USS CARL M. LEVIN	CNSP	SSD	2021	PSA	9/6/2021	12/14/2021	99
LPD	27	USS PORTLAND	CNSP	SSD	2021	SRA1-1	9/13/2021	5/13/2022	242
LSD	52	USS PEARL HARBOR	CNSP	SSD	2021	SRA3-2	9/13/2021	4/8/2022	207
LPD	22	USS SAN DIEGO	CNSP	SSD	2021	DSRA1	9/13/2021	12/5/2022	448
DDG	54	USS CURTIS WILBUR	CNSP	SSD	2021	DSRA3	9/13/2021	5/20/2022	249
LCS	16	USS TULSA	CNSP	SSD	2021	DSRA1	9/13/2021	3/11/2022	179

FY Total Manday Estimate 1,181,223

"Intent of this information is to provide U.S. DoD industry contractors a general schedule for information and planning purposes for upcoming surface ship maintenance periods- It does not constitute any request for information or request for proposals or any commitment to contract for work in accordance with this plan. This information is to assist U.S. DoD industry contractors by providing a broad overview of frequently changing (driven by U.S. Navy operations) maintenance schedules and is not a guarantee of workload or exact ship schedules"

"Distribution Statement A: Approved for Public Release; Distribution is unlimited."

SWRMC Private Sector
Workload Forecast with MOD estimates (no AIT) FY22 - FY25
Industry Forecast - as of 01 NOV 2017

Workload Color Legend: CM, CG, DDG, LHA, LHD, LPD, LSD, MCM, CG / LSD Modernization Program, CG / LSD MOD Availability (CWB), CVN, FF, LCS, DDG-1000 +

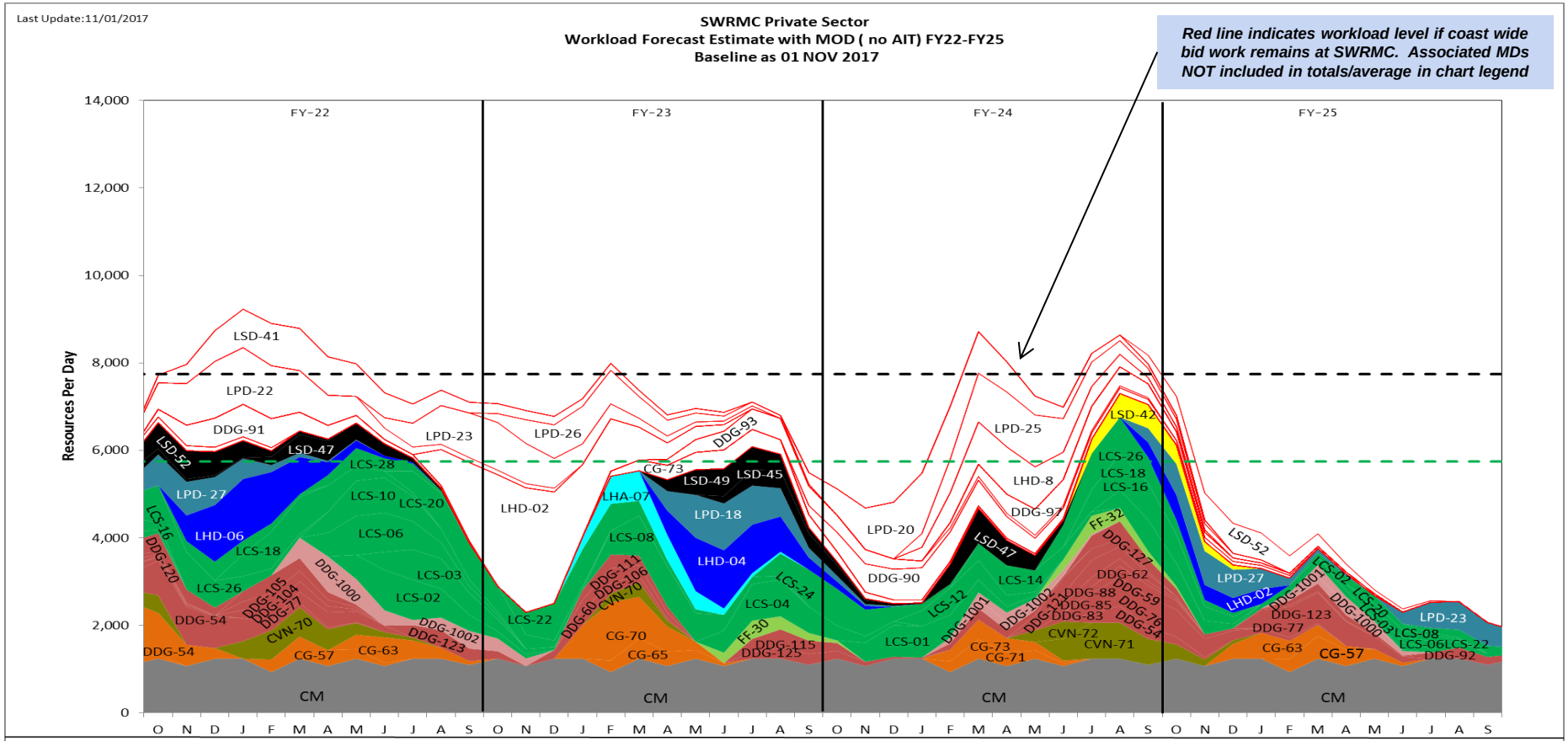

	FY-22	FY-23	FY-24	FY-25
Total TYCOM, CM & MOD FY Mandays	1,481,068	1,157,807	1,095,654	803,553
Average TYCOM, CM & MOD FY Mandays	5,931	4,616	4,311	3,240

Green Dash Line: 3-Year Historical Workload Average = 5743 RPD

Black Dash Line: (135% of Historical Workload Average) SURGE Capacity = 7752 RPD (Industry provided threshold under review)

"Intent of this information is to provide U.S. DoD industry contractors a general schedule for information and planning purposes for upcoming surface ship maintenance periods- It does not constitute any request for information or request for proposals or any commitment to contract for work in accordance with this plan. This information is to assist U.S. DoD industry contractors by providing a broad overview of frequently changing (driven by U.S. Navy operations) maintenance schedules and is not a guarantee of workload or exact ship schedules"

"Distribution Statement A: Approved for Public Release; Distribution is unlimited."

SWRMC Private Sector
Workload Forecast with MOD estimates (no AIT) FY22
Industry Forecast - as of 01 NOV 2017

CG / LSD Modernization | Coast Wide Bid (Duration > 10 Months) | DDG 1000 Ship

FY22

Class	Hull	Ship Name	TYCOM	NSA	Fiscal Year	Assigned Avail Number	Start Date	End Date	Duration
CVN	70	USS CARL VINSON	CNSP	SSD	2022	PIA3	1/15/2022	7/15/2022	181
LSD	41	USS WHIDBEY ISLAND	SEA 21	SSD	2022	MODPRD	10/1/2021	6/30/2023	637
DDG	91	USS PINCKNEY	CNSP	SSD	2022	DMP	10/18/2021	9/30/2022	347
LCS	26	USS MOBILE	CNSP	SSD	2022	PSA	11/1/2021	3/31/2022	150
LHD	6	USS BONHOMME RICHARD	CNSP	SSD	2022	PMA4-1	11/8/2021	7/29/2022	263
LCS	18	USS CHARLESTON	CNSP	SSD	2022	DSRA1	1/10/2022	7/8/2022	179
DDG	77	USS O'KANE	CNSP	SSD	2022	SRA3-2	1/17/2022	5/6/2022	109
DDG	104	USS STERETT	CNSP	SSD	2022	SRA2-1	1/17/2022	5/6/2022	109
DDG	105	USS DEWEY	CNSP	SSD	2022	SRA2-1	1/24/2022	5/13/2022	109
CG	57	USS LAKE CHAMPLAIN	CNSP	SSD	2022	SRA4-1	2/7/2022	6/10/2022	123
LSD	47	USS RUSHMORE	CNSP	SSD	2022	SRA4-1	2/14/2022	9/16/2022	214
DDG	62	USS FITZGERALD	CNSP	SSD	2022	SRA4-1	3/1/2022	6/28/2022	119
DDG	1000	USS ZUMWALT	CNSP	SSD	2022	DSRA	3/28/2022	7/15/2022	109
LCS	10	USS GABRIELLE GIFFORDS	CNSP	SSD	2022	DSRA2	4/11/2022	10/7/2022	179
LCS	28	NO NAME	CNSP	SSD	2022	PSA	4/18/2022	8/5/2022	109
LCS	6	USS JACKSON	CNSP	SSD	2022	DSRA2	4/18/2022	10/14/2022	179
LCS	2	USS INDEPENDENCE	CNSP	SSD	2022	DSRA2	5/9/2022	11/4/2022	179
CG	63	USS COWPENS	CNSP	SSD	2022	SRA4-1	5/23/2022	9/23/2022	123
LCS	3	USS FORT WORTH	CNSP	SSD	2022	DSRA1	6/20/2022	12/16/2022	179
LPD	23	USS ANCHORAGE	CNSP	SSD	2022	DSRA1	6/27/2022	7/7/2023	375
LCS	20	USS CINCINNATI	CNSP	SSD	2022	DSRA1	7/11/2022	1/6/2023	179
DDG	123	USS LENAH H SUTCLIFFE HIGBEE	CNSP	SSD	2022	PSA	7/15/2022	10/25/2022	102
LHD	2	USS ESSEX	CNSP	SSD	2022	DPMA3	8/1/2022	6/2/2023	305
DDG	1002	USS LYNDON B. JOHNSON	CNSP	SSD	2022	PSA	8/1/2022	11/30/2022	121
CG	63	USS COWPENS	CNSP	SSD	2022	SRA4-1	8/15/2022	12/16/2022	123

FY Total Manday Estimate 1,481,068

"Intent of this information is to provide U.S. DoD industry contractors a general schedule for information and planning purposes for upcoming surface ship maintenance periods- It does not constitute any request for information or request for proposals or any commitment to contract for work in accordance with this plan. This information is to assist U.S. DoD industry contractors by providing a broad overview of frequently changing (driven by U.S. Navy operations) maintenance schedules and is not a guarantee of workload or exact ship schedules"

"Distribution Statement A: Approved for Public Release; Distribution is unlimited."

SWRMC Private Sector
Workload Forecast with MOD estimates (no AIT) FY23
Industry Forecast - as of 01 NOV 2017

CG / LSD Modernization | Coast Wide Bid (Duration > 10 Months) | DDG 1000 Ship

FY23

Class	Hull	Ship Name	TYCOM	NSA	Fiscal Year	Assigned Avail Number	Start Date	End Date	Duration
CVN	70	USS CARL VINSON	CNSP	SSD	2023	CIA	2/28/2023	4/13/2023	44
LPD	26	USS JOHN P MURTHA	CNSP	SSD	2023	SRA1-2	10/24/2022	9/29/2023	340
LCS	22	USS KANSAS CITY	CNSP	SSD	2023	DSRA1	11/14/2022	5/12/2023	179
DDG	60	USS PAUL HAMILTON	CNSP	SSD	2023	SRA3-2	12/5/2022	4/14/2023	130
DDG	111	USS SPRUANCE	CNSP	SSD	2023	SRA2-1	1/9/2023	4/28/2023	109
DDG	106	USS STOCKDALE	CNSP	SSD	2023	SRA2-2	1/9/2023	4/28/2023	109
CG	53	USS MOBILE BAY	CNSP	SSD	2023	SRA4-1	1/16/2023	5/19/2023	123
LHA	7	USS TRIPOLI	CNSP	SSD	2023	PMA1-1	1/17/2023	8/31/2023	226
CG	70	USS LAKE ERIE	SEA 21	SSD	2023	SRA3-2	1/23/2023	5/26/2023	123
LCS	8	USS MONTGOMERY	CNSP	SSD	2023	DSRA2	2/6/2023	8/4/2023	179
CG	65	USS CHOSIN	CNSP	SSD	2023	SRA4-1	2/13/2023	6/16/2023	123
LSD	49	USS HARPERS FERRY	CNSP	SSD	2023	SRA4-1	4/10/2023	11/24/2023	228
LHD	4	USS BOXER	CNSP	SSD	2023	PMA4-1	4/17/2023	11/17/2023	214
DDG	93	USS CHUNG-HOON	CNSP	SSDPH	2023	DMP	4/24/2023	9/13/2024	508
LCS	4	USS CORONADO	CNSP	SSD	2023	DSRA2	6/5/2023	12/1/2023	179
LSD	45	USS COMSTOCK	CNSP	SSD	2023	SRA4-1	6/12/2023	1/26/2024	228
FF	30	NO NAME	CNSP	SSD	2023	PSA	6/20/2023	10/7/2023	109
LSD	41	USS WHIDBEY ISLAND	SEA 21	SSD	2023	REINT	7/1/2023	9/30/2023	91
DDG	125	USS JACK H LUCAS	CNSP	SSD	2023	PSA	7/15/2023	10/25/2023	102
DDG	115	USS RAFAEL PERALTA	CNSP	SSD	2023	SRA1-2	7/31/2023	1/12/2024	165
LCS	24	USS OAKLAND	CNSP	SSD	2023	DSRA1	8/21/2023	2/16/2024	179
LPD	20	USS GREEN BAY	CNSP	TBDWC	2023	DSRA2	9/11/2023	11/8/2024	424
DDG	90	USS CHAFEE	CNSP	SSD	2023	DMP	9/18/2023	2/7/2025	508

FY Total Manday Estimate **1,157,807**

"Intent of this information is to provide U.S. DoD industry contractors a general schedule for information and planning purposes for upcoming surface ship maintenance periods- It does not constitute any request for information or request for proposals or any commitment to contract for work in accordance with this plan. This information is to assist U.S. DoD industry contractors by providing a broad overview of frequently changing (driven by U.S. Navy operations) maintenance schedules and is not a guarantee of workload or exact ship schedules"

"Distribution Statement A: Approved for Public Release; Distribution is unlimited."

SWRMC Private Sector
Workload Forecast with MOD estimates (no AIT) FY24
Industry Forecast - as of 01 NOV 2017

CG / LSD Modernization | Coast Wide Bid (Duration > 10 Months) | DDG 1000 Ship

FY24

Class	Hull	Ship Name	TYCOM	NSA	Fiscal Year	Assigned Avail Number	Start Date	End Date	Duration
CVN	72	USS ABRAHAM LINCOLN	CNSP	SSD	2024	CIA	5/5/2024	6/18/2024	44
CVN	71	USS THEODORE ROOSEVELT	CNSP	SSD	2024	PIA3	6/15/2024	12/15/2024	183
LCS	1	USS FREEDOM	CNSP	SSD	2024	DSRA2	11/20/2023	5/17/2024	179
LHD	8	USS MAKIN ISLAND	CNSP	SSD	2024	PMA2-2	1/15/2024	11/15/2024	305
LPD	25	USS SOMERSET	CNSP	SSD	2024	DSRA1	1/15/2024	1/31/2025	382
LCS	12	USS OMAHA	CNSP	SSD	2024	SRA	1/22/2024	5/24/2024	123
CG	71	USS CAPE ST. GEORGE	CNSP	SSD	2024	SRA4-1	2/12/2024	6/21/2024	130
DDG	121	USS FRANK E. PETERSEN JR.	CNSP	SSD	2024	SRA1-1	2/19/2024	6/7/2024	109
DDG	1001	USS MICHAEL MONSOOR	CNSP	SSD	2024	SRA	2/21/2024	6/10/2024	110
LSD	47	USS RUSHMORE	CNSP	SSD	2024	SRA4-2	2/21/2024	6/12/2024	112
LCS	14	USS MANCHESTER	CNSP	SSD	2024	SRA	3/18/2024	7/19/2024	123
DDG	1002	USS LYNDON B JOHNSON	CNSP	SSD	2024	SRA	3/25/2024	7/12/2024	109
DDG	83	USS HOWARD	CNSP	SSD	2024	SRA4-2	5/6/2024	10/18/2024	165
DDG	88	USS PREBLE	CNSP	SSD	2024	SRA3-1	5/27/2024	9/13/2024	109
DDG	59	USS RUSSELL	CNSP	SSD	2024	DSRA3	6/10/2024	3/14/2025	277
LCS	26	USS MOBILE	CNSP	SSD	2024	DSRA1	6/10/2024	12/6/2024	179
DDG	85	USS MCCAMPBELL	CNSP	SSD	2024	SRA3-1	6/17/2024	10/4/2024	109
FF	32	NO NAME	CNSP	SSD	2024	PSA	6/20/2024	10/7/2024	109
LSD	42	USS GERMANTOWN	SEA 21	SSD	2024	SSRA1	7/1/2024	12/27/2024	179
DDG	62	USS FITZGERALD	CNSP	SSD	2024	SRA4-2	7/8/2024	12/17/2024	162
DDG	127	NO NAME	CNSP	SSD	2024	PSA	7/15/2024	10/25/2024	102
CG	73	USS PORT ROYAL	CNSP	SSD	2024	SRA4-1	7/22/2024	11/22/2024	123
DDG	54	USS CURTIS WILBUR	CNSP	SSD	2024	SRA4-1	7/22/2024	11/22/2024	123
LCS	18	USS CHARLESTON	CNSP	SSD	2024	DSRA2	7/28/2024	12/15/2024	140
LCS	16	USS TULSA	CNSP	SSD	2024	SRA	8/12/2024	12/13/2024	123
LSD	52	USS PEARL HARBOR	CNSP	SSD	2024	DSRA3	9/9/2024	7/18/2025	312
LPD	27	USS PORTLAND	CNSP	SSD	2024	SRA1-2	9/23/2024	4/25/2025	214

FY Total Manday Estimate 1,095,654

"Intent of this information is to provide U.S. DoD industry contractors a general schedule for information and planning purposes for upcoming surface ship maintenance periods- It does not constitute any request for information or request for proposals or any commitment to contract for work in accordance with this plan. This information is to assist U.S. DoD industry contractors by providing a broad overview of frequently changing (driven by U.S. Navy operations) maintenance schedules and is not a guarantee of workload or exact ship schedules"

"Distribution Statement A: Approved for Public Release; Distribution is unlimited."

SWRMC Private Sector
Workload Forecast with MOD estimates (no AIT) FY25
Industry Forecast - as of 01 NOV 2017

CG / LSD Modernization | Coast Wide Bid (Duration > 10 Months) | DDG 1000 Ship

FY25

Class	Hull	Ship Name	TYCOM	NSA	Fiscal Year	Assigned Avail Number	Start Date	End Date	Duration
CG	63	USS COWPENS	CNSP	SSD	2025	SRA4-2	12/2/2024	4/4/2025	123
DDG	105	USS DEWEY	CNSP	SSD	2025	SRA2-2	1/6/2025	4/25/2025	109
DDG	77	USS O'KANE	CNSP	SSD	2025	DSRA3	1/13/2025	6/6/2025	144
DDG	120	USS CARL M. LEVIN - DDG 0120	CNSP	SSD	2025	SRA1-1	1/13/2025	05/02/2025	109
LCS	28	NO NAME - LCS 0028	CNSP	SSD	2025	SRA(d)	1/13/2025	04/25/2025	102
LCS	2	USS INDEPENDENCE	CNSP	SSD	2025	DSRA	1/23/2025	6/10/2025	138
DDG	104	USS STERETT	CNSP	SSD	2025	SRA2-2	2/3/2025	7/18/2025	165
CG	57	USS LAKE CHAMPLAIN	CNSP	SSD	2025	SRA4-1	2/10/2025	6/13/2025	123
DDG	1001	USS MICHAEL MONSOOR	CNSP	SSD	2025	SRA	2/10/2025	5/30/2025	109
DDG	123	USS LENAH H. SUTCLIFFE HIGBEE	CNSP	SSD	2025	SRA1-1	2/24/2025	6/13/2025	109
DDG	1000	USS ZUMWALT	CNSP	SSD	2025	SRA	3/10/2025	6/27/2025	109
LCS	20	USS CINCINNATI	CNSP	SSD	2025	DSRA	3/24/2025	8/15/2025	144
LCS	3	USS FORT WORTH	CNSP	SSD	2025	SRA(d)	4/2/2025	7/10/2025	99
LCS	8	USS MONTGOMERY	CNSP	SSD	2025	DSRA1	5/9/2025	8/14/2025	97
LCS	6	USS JACKSON	CNSP	SSD	2025	SRA(d)	6/4/2025	9/8/2025	96
LPD	26	USS JOHN P MURTHA	CNSP	SSD	2025	DSRA1	6/16/2025	12/12/2025	179
LPD	23	USS ANCHORAGE	CNSP	SSD	2025	SRA2-1	6/23/2025	1/23/2026	214
LCS	22	USS KANSAS CITY	CNSP	SSD	2025	DSRA	7/21/2025	12/12/2025	144
LHD	2	USS ESSEX	CNSP	SSD	2025	PMA4-1	8/4/2025	3/6/2026	214

FY Total Manday Estimate 803,553

"Intent of this information is to provide U.S. DoD industry contractors a general schedule for information and planning purposes for upcoming surface ship maintenance periods- It does not constitute any request for information or request for proposals or any commitment to contract for work in accordance with this plan. This information is to assist U.S. DoD industry contractors by providing a broad overview of frequently changing (driven by U.S. Navy operations) maintenance schedules and is not a guarantee of workload or exact ship schedules"

"Distribution Statement A: Approved for Public Release; Distribution is unlimited."

SERMC Private Sector
Workload Forecast with MOD estimates (no AIT) FY18 - FY21
Industry Forecast - as of 01 NOV 2017

Workload Color Legend: CM, CG, DDG, FF, LCS, LHD, LPD, LSD, CG / LSD Modernization Program, PC, O Level

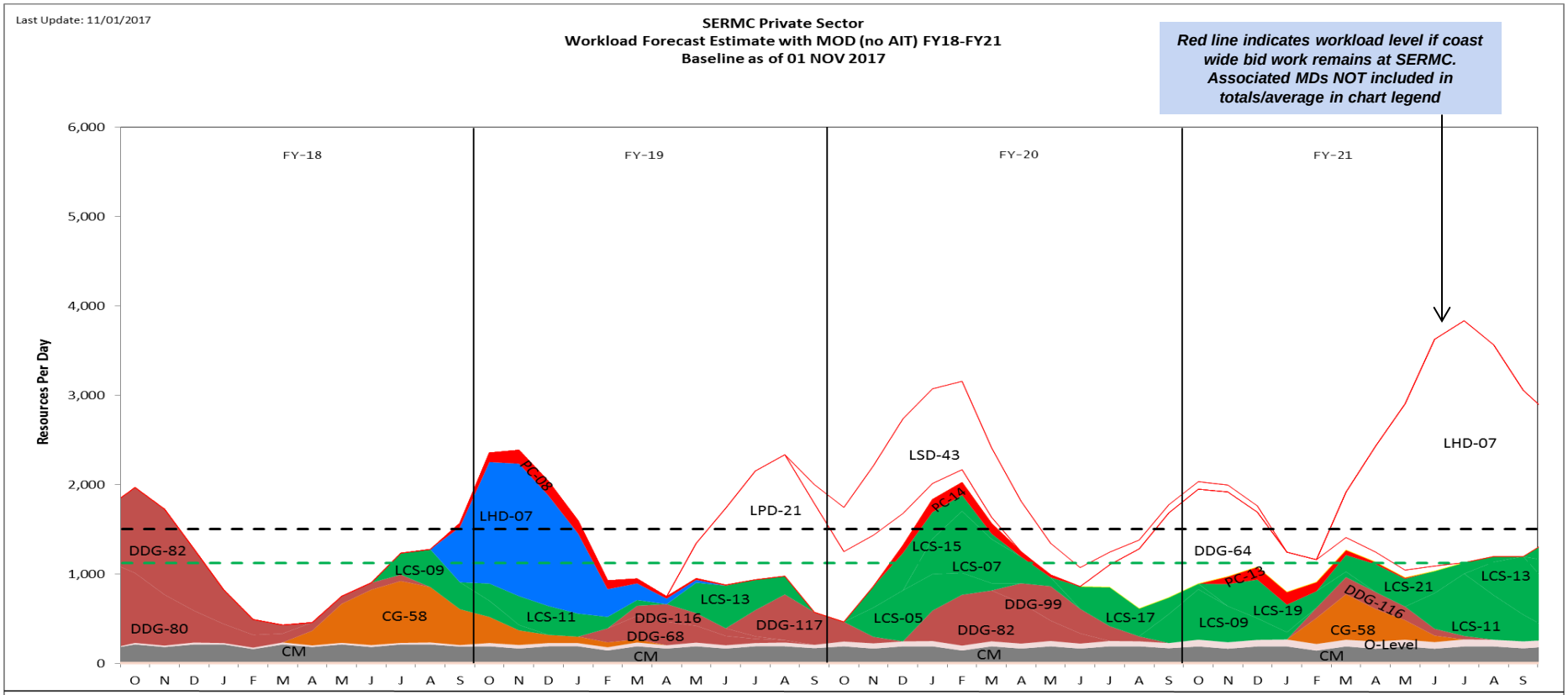

	FY-18	FY-19	FY-20	FY-21
Total TYCOM, CM & MOD FY Mandays	264,820	316,956	279,836	263,241
Average TYCOM, CM & MOD FY Mandays	1,075	1,274	1,113	1,046

Green Dash Line: 3-Year Historical Workload Average = 1121 RPD

Black Dash Line: Industry Provided SURGE Capacity = 1500 RPD

"Intent of this information is to provide U.S. DoD industry contractors a general schedule for information and planning purposes for upcoming surface ship maintenance periods- It does not constitute any request for information or request for proposals or any commitment to contract for work in accordance with this plan. This information is to assist U.S. DoD industry contractors by providing a broad overview of frequently changing (driven by U.S. Navy operations) maintenance schedules and is not a guarantee of workload or exact ship schedules"

"Distribution Statement A: Approved for Public Release; Distribution is unlimited."

SERMC Private Sector
Workload Forecast with MOD estimates (no AIT) FY18 - FY21
Industry Forecast - as of 01 NOV 2017

CG / LSD Modernization | Coast Wide Bid (Duration > 10 Months) | DDG 1000 Ship

FY18

Class	Hull	Ship Name	TYCOM	NSA	Fiscal Year	Assigned Avail Number	Start Date	End Date	Duration
CG	58	USS PHILIPPINE SEA	CNSL	SJACK	2018	DSRA3	4/9/2018	3/8/2019	333
LCS	9	USS LITTLE ROCK	CNSL	SJACK	2018	PSA	7/16/2018	11/16/2018	123
LHD	7	USS IWO JIMA	CNSL	SJACK	2018	PMA2-2	9/17/2018	5/17/2019	242
PC	8	USS ZEPHYR	CNSL	SJACK	2018	DSRA7	9/24/2018	6/21/2019	270

FY Total Manday Estimate **264,820**

FY19

Class	Hull	Ship Name	TYCOM	NSA	Fiscal Year	Assigned Avail Number	Start Date	End Date	Duration
LCS	11	USS SIOUX CITY	CNSL	SJACK	2019	PSA	10/29/2018	3/1/2019	123
DDG	68	USS THE SULLIVANS	CNSL	SJACK	2019	SRA3-2	2/4/2019	8/30/2019	207
DDG	116	USS THOMAS HUDNER	CNSL	SJACK	2019	PSA	3/25/2019	7/26/2019	123
LPD	21	USS NEW YORK	CNSL	SJACK	2019	SRA2-1	5/6/2019	3/13/2020	312
LCS	13	USS WICHITA	CNSL	SJACK	2019	PSA	5/6/2019	8/30/2019	116
DDG	117	USS PAUL IGNATIUS	CNSL	SJACK	2019	PSA	7/22/2019	11/1/2019	102
LSD	43	USS FORT MCHENRY	CNSL	SJACK	2019	DSRA3	9/9/2019	12/11/2020	459

FY Total Manday Estimate **316,956**

FY20

Class	Hull	Ship Name	TYCOM	NSA	Fiscal Year	Assigned Avail Number	Start Date	End Date	Duration
LCS	15	USS BILLINGS	CNSL	SJACK	2020	PSA	11/4/2019	3/6/2020	123
LCS	5	USS MILWAUKEE	CNSL	SJACK	2020	SRA	11/4/2019	3/6/2020	123
PC	14	USS TORNADO	CNSL	SJACK	2020	DSRA5	12/2/2019	5/8/2020	158
LCS	7	USS DETROIT	CNSL	SJACK	2020	SRA1	1/6/2020	5/8/2020	123
DDG	82	USS LASSEN	CNSL	SJACK	2020	SRA3-1	1/27/2020	6/5/2020	130
DDG	99	USS FARRAGUT	CNSL	SJACK	2020	SRA2-1	04/13/2020	08/21/2020	130
LCS	17	USS INDIANAPOLIS	CNSL	SJACK	2020	PSA	6/1/2020	10/2/2020	123
DDG	64	USS CARNEY	CNSL	SJACK	2020	EDSRA	7/13/2020	6/18/2021	340
LCS	9	USS LITTLE ROCK	CNSL	SJACK	2020	SRA1	9/21/2020	1/22/2021	123

FY Total Manday Estimate **279,836**

FY21

Class	Hull	Ship Name	TYCOM	NSA	Fiscal Year	Assigned Avail Number	Start Date	End Date	Duration
LCS	19	USS ST. LOUIS	CNSL	SJACK	2021	PSA	11/2/2020	3/5/2021	123
PC	13	USS SHAMAL	CNSL	SJACK	2021	DSRA8	11/9/2020	5/14/2021	186
CG	58	USS PHILIPPINE SEA	CNSL	SJACK	2021	SRA4-1	2/1/2021	6/11/2021	130
DDG	116	USS THOMAS HUDNER	CNSL	SJACK	2021	SRA1-1	2/1/2021	7/23/2021	172
LCS	21	USS MINNEAPOLIS ST PAUL	CNSL	SJACK	2021	PSA	3/1/2021	8/27/2021	179
LHD	7	USS IWO JIMA	CNSL	SJACK	2021	DPMA2	3/15/2021	5/13/2022	424
LCS	11	USS SIOUX CITY	CNSL	SJACK	2021	SRA1	6/7/2021	10/8/2021	123
LCS	13	USS WICHITA	CNSL	SJACK	2021	SRA1	8/16/2021	12/17/2021	123

FY Total Manday Estimate **263,241**

"Intent of this information is to provide U.S. DoD industry contractors a general schedule for information and planning purposes for upcoming surface ship maintenance periods- It does not constitute any request for information or request for proposals or any commitment to contract for work in accordance with this plan. This information is to assist U.S. DoD industry contractors by providing a broad overview of frequently changing (driven by U.S. Navy operations) maintenance schedules and is not a guarantee of workload or exact ship schedules"

"Distribution Statement A: Approved for Public Release; Distribution is unlimited."

SERMC Private Sector
Workload Forecast with MOD estimates (no AIT) FY22 - FY25
Industry Forecast - as of 01 NOV 2017

Workload Color Legend: CM, CG, DDG, FF, LCS, LHD, LPD, LSD, CG / LSD Modernization Program, PC, O Level

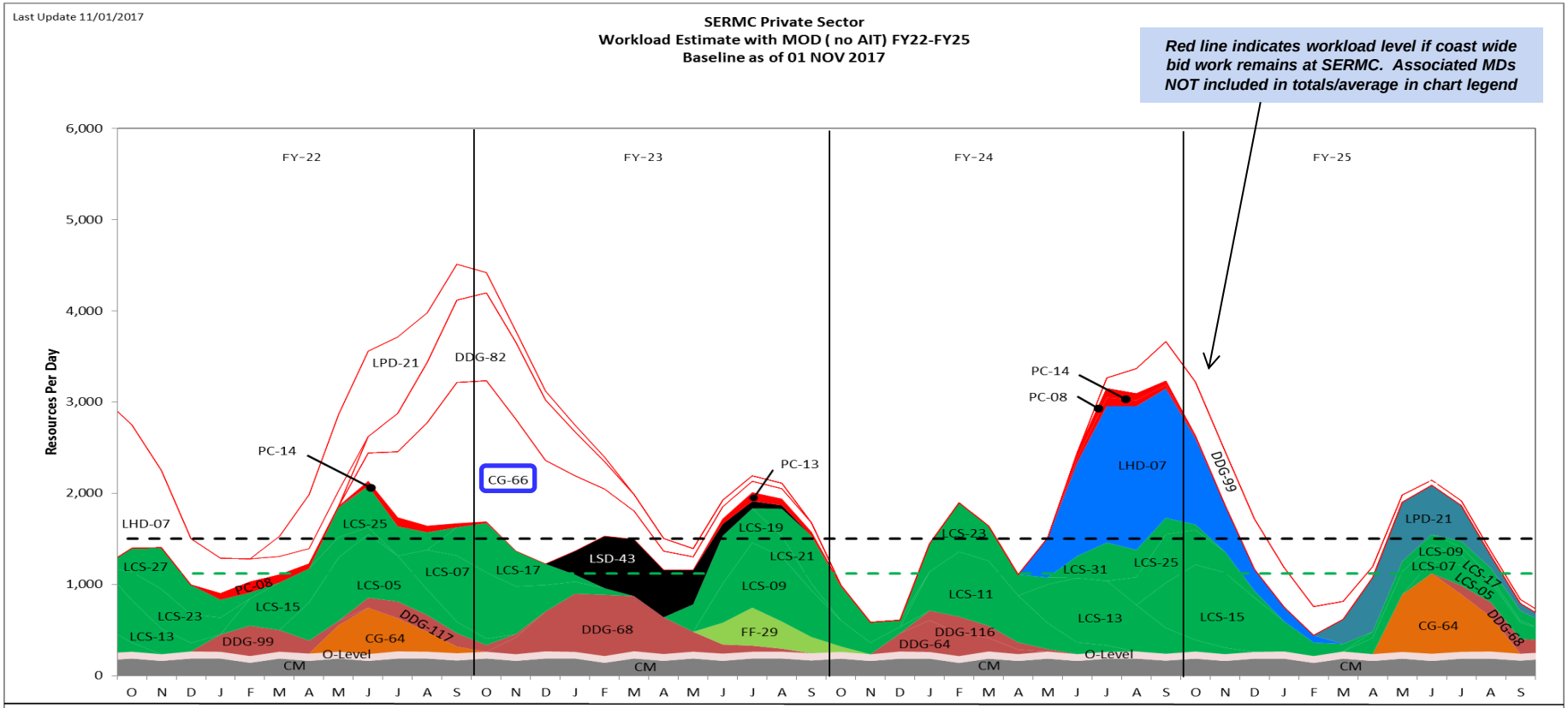

	FY-22	FY-23	FY-24	FY-25
Total TYCOM, CM & MOD FY Mandays	357,823	379,749	456,444	344,857
Average TYCOM, CM & MOD FY Mandays	1,425	1,520	1,810	1,378

Green Dash Line: 3-Year Historical Workload Average = 1121 RPD

Black Dash Line: Industry Provided SURGE Capacity = 1500 RPD

"Intent of this information is to provide U.S. DoD industry contractors a general schedule for information and planning purposes for upcoming surface ship maintenance periods- It does not constitute any request for information or request for proposals or any commitment to contract for work in accordance with this plan. This information is to assist U.S. DoD industry contractors by providing a broad overview of frequently changing (driven by U.S. Navy operations) maintenance schedules and is not a guarantee of workload or exact ship schedules"

"Distribution Statement A: Approved for Public Release; Distribution is unlimited."

SERMC Private Sector
Workload Forecast with MOD estimates (no AIT) FY22 - FY23
Industry Forecast - as of 01 NOV 2017

CG / LSD Modernization | Coast Wide Bid (Duration > 10 Months) | DDG 1000 Ship

FY22

Class	Hull	Ship Name	TYCOM	NSA	Fiscal Year	Assigned Avail Number	Start Date	End Date	Duration
LCS	23	USS COOPERSTOWN	CNSL	SJACK	2022	PSA	10/04/2021	01/28/2022	116
LCS	27	NO NAME	CNSL	SJACK	2022	PSA	10/18/2021	2/4/2022	109
DDG	99	USS FARRAGUT	CNSL	SJACK	2022	SRA2-2	1/10/2022	5/20/2022	130
PC	8	USS ZEPHYR	CNSL	SJACK	2022	DSRA8	1/10/2022	5/13/2022	123
LCS	15	USS BILLINGS	CNSL	SJACK	2022	SRA1	2/7/2022	6/10/2022	123
LPD	21	USS NEW YORK	CNSL	SJACK	2022	SRA2-1	3/21/2022	2/3/2023	319
LCS	5	USS MILWAUKEE	CNSL	SJACK	2022	DSRA1	4/11/2022	10/7/2022	179
LCS	25	USS MARINETTE	CNSL	SJACK	2022	PSA	5/2/2022	8/26/2022	116
CG	64	USS GETTYSBURG	CNSL	SJACK	2022	SRA4-1	5/16/2022	9/30/2022	137
CG	66	USS HUE CITY	SEA 21	SJACK	2022	MODPRD	6/6/2022	9/29/2023	480
DDG	82	USS LASSEN	CNSL	SJACK	2022	DMP	6/6/2022	8/25/2023	445
DDG	117	USS PAUL IGNATIUS	CNSL	SJACK	2022	SRA1-1	6/27/2022	11/4/2022	130
PC	14	USS TORNADO	CNSL	SJACK	2022	DSRA6	6/27/2022	10/28/2022	123
LCS	7	USS DETROIT	CNSL	SJACK	2022	DSRA1	8/15/2022	2/10/2023	179
LCS	17	USS INDIANAPOLIS	CNSL	SJACK	2022	SRA1	9/26/2022	1/27/2023	123

al Manday Estimate **357,823**

FY23

Class	Hull	Ship Name	TYCOM	NSA	Fiscal Year	Assigned Avail Number	Start Date	End Date	Duration
DDG	68	USS THE SULLIVANS	CNSL	SJACK	2023	DSRA3	11/14/2022	8/18/2023	277
LSD	43	USS FORT MCHENRY	CNSL	SJACK	2023	SRA4-1	1/9/2023	8/11/2023	214
LCS	19	USS ST LOUIS	CNSL	SJACK	2023	SRA1	5/1/2023	9/1/2023	123
FF	29	NO NAME	CNSL	SJACK	2023	PSA	6/19/2023	10/6/2023	109
LCS	9	USS LITTLE ROCK	CNSL	SJACK	2023	DSRA1	6/26/2023	12/22/2023	179
PC	13	USS SHAMAL	CNSL	SJACK	2023	DSRA9	6/26/2023	10/27/2023	123
LCS	21	USS MINNEAPOLIS-SAINT PAUL	CNSL	SJACK	2023	SRA1	8/14/2023	12/15/2023	123

FY Total Manday Estimate **379,749**

"Intent of this information is to provide U.S. DoD industry contractors a general schedule for information and planning purposes for upcoming surface ship maintenance periods- It does not constitute any request for information or request for proposals or any commitment to contract for work in accordance with this plan. This information is to assist U.S. DoD industry contractors by providing a broad overview of frequently changing (driven by U.S. Navy operations) maintenance schedules and is not a guarantee of workload or exact ship schedules"

"Distribution Statement A: Approved for Public Release; Distribution is unlimited."

SERMC Private Sector
Workload Forecast with MOD estimates (no AIT) FY24 - FY25
Industry Forecast - as of 01 NOV 2017

CG / LSD Modernization | Coast Wide Bid (Duration > 10 Months) | DDG 1000 Ship

FY24

Class	Hull	Ship Name	TYCOM	NSA	Fiscal Year	Assigned Avail Number	Start Date	End Date	Duration
CG	66	USS HUE CITY	CNSL	SJACK	2024	REINT	10/2/2023	1/26/2024	116
DDG	64	USS CARNEY	CNSL	SJACK	2024	SRA3-1	12/4/2023	4/12/2024	130
LCS	23	USS COOPERSTOWN	CNSL	SJACK	2024	SRA1	1/8/2024	5/10/2024	123
LCS	11	USS SIOUX CITY	CNSL	SJACK	2024	DSRA1	1/15/2024	7/12/2024	179
DDG	116	USS THOMAS HUDNER	CNSL	SJACK	2024	SRA1-2	1/22/2024	5/31/2024	130
LHD	7	USS IWO JIMA	CNSL	SJACK	2024	PMA3-1	5/20/2024	2/7/2025	263
LCS	13	USS WICHITA	CNSL	SJACK	2024	DSRA1	5/20/2024	11/15/2024	179
LCS	31	USS NO NAME	CNSL	SJACK	2024	PSA	6/17/2024	10/11/2024	116
PC	14	USS TORNADO	CNSL	SJACK	2024	DSRA7	6/24/2024	10/25/2024	123
PC	8	USS ZEPHYR	CNSL	SJACK	2024	DSRA9	6/24/2024	10/25/2024	123
DDG	99	USS FARRAGUT	CNSL	SJACK	2024	DMP	7/29/2024	10/24/2025	452
LCS	25	USS MARINETTE	CNSL	SJACK	2024	SRA1	8/5/2024	12/6/2024	123
LCS	15	USS BILLINGS	CNSL	SJACK	2024	DSRA1	9/23/2024	3/21/2025	179

FY Total Manday Estimate **456,444**

FY25

Class	Hull	Ship Name	TYCOM	NSA	Fiscal Year	Assigned Avail Number	Start Date	End Date	Duration
LCS	5	USS MILWAUKEE	CNSP	SJACK	2025	DSRA1	1/26/2025	6/15/2025	140
LPD	21	USS NEW YORK	CNSL	SJACK	2025	PMA2-1	3/24/2025	10/24/2025	214
LCS	7	USS DETROIT	CNSL	SJACK	2025	DSRA1	4/8/2025	8/25/2025	139
LCS	9	USS LITTLE ROCK	CNSL	SJACK	2025	DSRA	4/28/2025	9/12/2025	137
CG	64	USS GETTYSBURG	CNSL	SJACK	2025	SRA4-2	5/12/2025	9/19/2025	130
LCS	17	USS INDIANAPOLIS	CNSL	SJACK	2025	DSRA	7/28/2025	1/23/2026	179
DDG	68	USS THE SULLIVANS	CNSL	SJACK	2025	SRA	7/28/2025	12/5/2025	130

FY Total Manday Estimate **344,857**

"Intent of this information is to provide U.S. DoD industry contractors a general schedule for information and planning purposes for upcoming surface ship maintenance periods- It does not constitute any request for information or request for proposals or any commitment to contract for work in accordance with this plan. This information is to assist U.S. DoD industry contractors by providing a broad overview of frequently changing (driven by U.S. Navy operations) maintenance schedules and is not a guarantee of workload or exact ship schedules"

"Distribution Statement A: Approved for Public Release; Distribution is unlimited."

NWRMC Private Sector
Workload Forecast with MOD estimates (no AIT) FY18 - FY21
Industry Forecast - as of 01 NOV 2017

Workload Color Legend: DDG | CVN | CM | SMCR | S/Y Contracting Plan

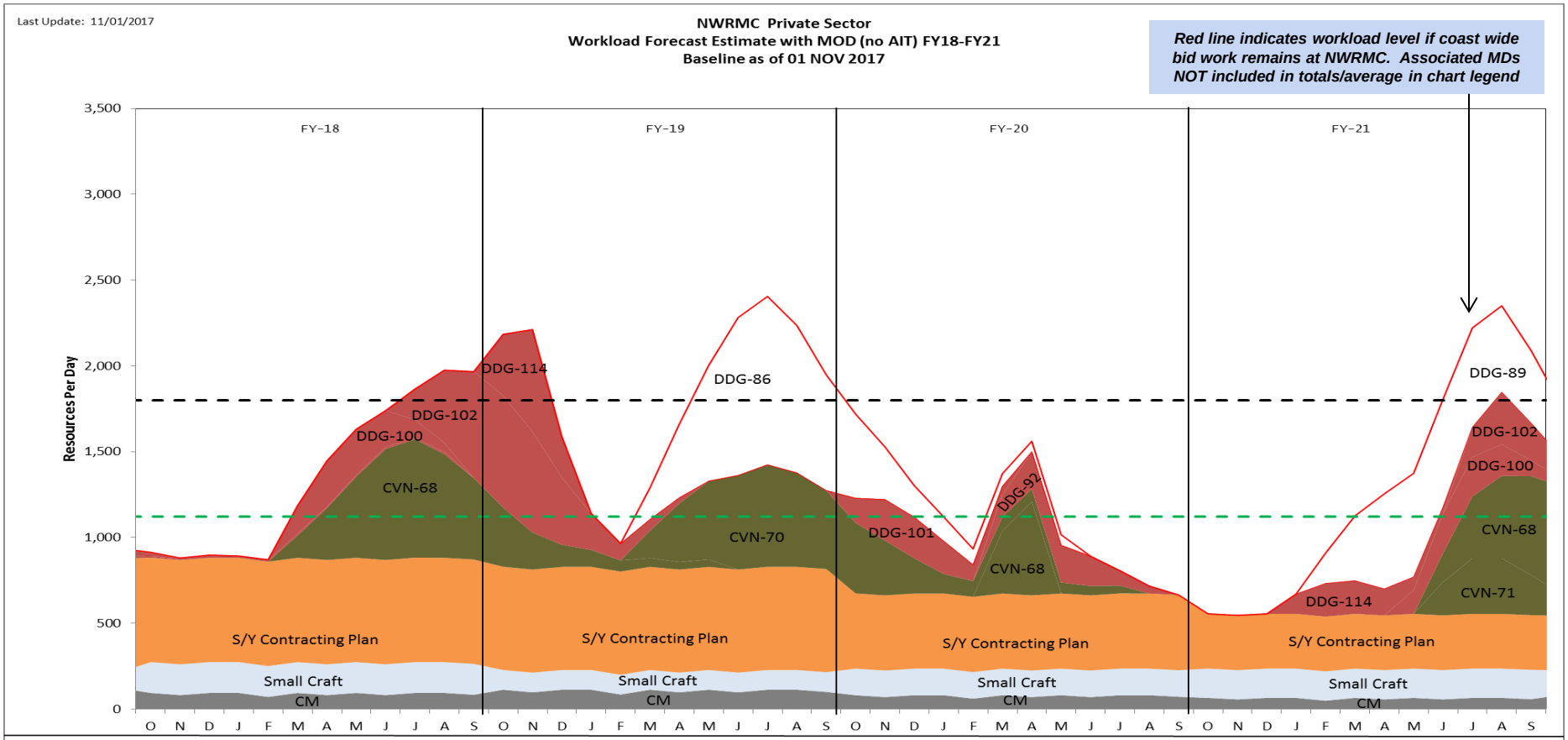

	FY-18	FY-19	FY-20	FY-21
Total TYCOM, CM & MOD FY Mandays	342,412	359,703	254,954	246,326
Average TYCOM, CM & MOD FY Mandays	1,355	1,432	1,018	968

Green Dash Line: 3-Year Historical Workload Average = 1124 RPD

Black Dash Line: Industry Provided SURGE Capacity = 1800 RPD

"Intent of this information is to provide U.S. DoD industry contractors a general schedule for information and planning purposes for upcoming surface ship maintenance periods- It does not constitute any request for information or request for proposals or any commitment to contract for work in accordance with this plan. This information is to assist U.S. DoD industry contractors by providing a broad overview of frequently changing (driven by U.S. Navy operations) maintenance schedules and is not a guarantee of workload or exact ship schedules"

"Distribution Statement A: Approved for Public Release; Distribution is unlimited."

NWRMC Private Sector
Workload Forecast with MOD estimates (no AIT) FY18 - FY21
Industry Forecast - as of 01 NOV 2017

CG / LSD Modernization | Coast Wide Bid (Duration > 10 Months) | DDG 1000 Ship

FY18

Class	Hull	Ship Name	TYCOM	NSA	Fiscal Year	Assigned Avail Number	Start Date	End Date	Duration
CVN	68	USS NIMITZ	CNAP	SPUGT	2018	DPIA3	3/1/2018	5/31/2019	456
DDG	100	USS KIDD	CNSP	SPUGT	2018	SRA2-1	3/19/2018	8/31/2018	165
DDG	102	USS SAMPSON	CNSP	SPUGT	2018	DSRA1	7/16/2018	4/12/2019	270

FY Total Manday Estimate **342,412**

FY19

Class	Hull	Ship Name	TYCOM	NSA	Fiscal Year	Assigned Avail Number	Start Date	End Date	Duration
CVN	70	USS CARL VINSON	CNAP	SPUGT	2019	DPIA3	3/1/2019	7/1/2020	488
DDG	114	USS RALPH JOHNSON	CNSP	SPUGT	2019	PSA	10/22/2018	12/17/2018	56
DDG	86	USS SHOUP	CNSP	SPUGT	2019	DMP	3/4/2019	5/22/2020	445

FY Total Manday Estimate **359,703**

FY20

Class	Hull	Ship Name	TYCOM	NSA	Fiscal Year	Assigned Avail Number	Start Date	End Date	Duration
CVN	68	USS NIMITZ	CNAP	SPUGT	2020	CIA	3/15/2020	4/28/2020	44
DDG	101	USS GRIDLEY	CNSP	SPUGT	2020	SRA2-1	10/14/2019	3/25/2020	163
DDG	92	USS MOMSEN	CNSP	SPUGT	2020	DMP	03/16/2020	08/28/2020	165

FY Total Manday Estimate **254,954**

FY21

Class	Hull	Ship Name	TYCOM	NSA	Fiscal Year	Assigned Avail Number	Start Date	End Date	Duration
CVN	68	USS NIMITZ	CNAP	SPUGT	2021	PIA3	6/1/2021	12/2/2021	184
CVN	71	USS THEODORE ROOSEVELT	CNAP	SPUGT	2021	DPIA3	6/13/2021	10/14/2022	488
DDG	114	USS RALPH JOHNSON	CNSP	SPUGT	2021	SRA1-1	1/8/2021	6/22/2021	165
DDG	89	USS MUSTIN	CNSP	SPUGT	2021	DMP	2/22/2021	7/22/2022	515
DDG	100	USS KIDD	CNSP	SPUGT	2021	SRA2-1	5/24/2021	10/22/2021	151
DDG	102	USS SAMPSON	CNSP	SPUGT	2021	SRA2-1	7/19/2021	11/5/2021	109

FY Total Manday Estimate **246,326**

"Intent of this information is to provide U.S. DoD industry contractors a general schedule for information and planning purposes for upcoming surface ship maintenance periods- It does not constitute any request for information or request for proposals or any commitment to contract for work in accordance with this plan. This information is to assist U.S. DoD industry contractors by providing a broad overview of frequently changing (driven by U.S. Navy operations) maintenance schedules and is not a guarantee of workload or exact ship schedules"

"Distribution Statement A: Approved for Public Release; Distribution is unlimited."

NWRMC Private Sector
Workload Forecast with MOD estimates (no AIT) FY22 - FY25
Industry Forecast - as of 01 NOV 2017

Workload Color Legend: DDG | CVN | CM | SMCR | S/Y Contracting Plan

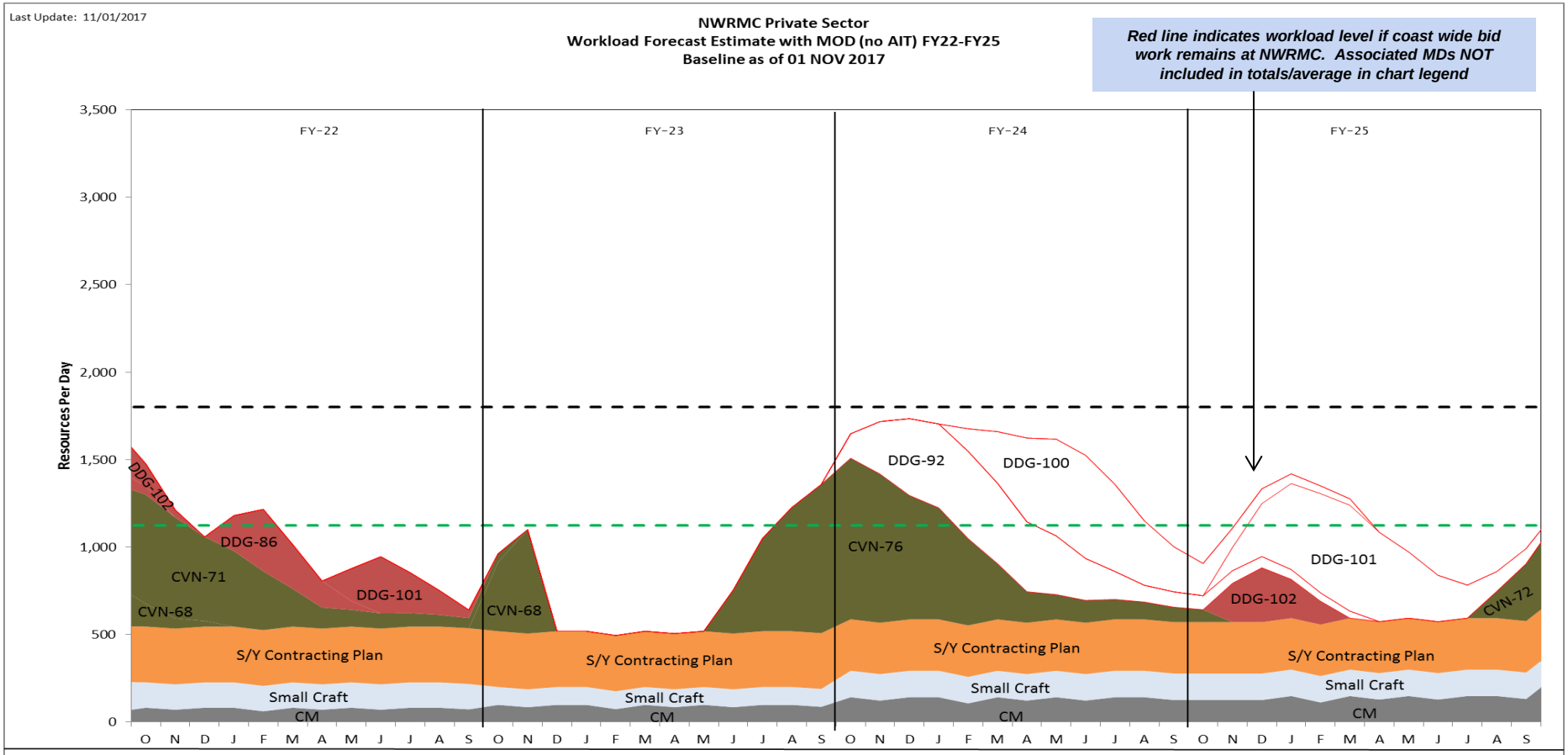

	FY22	FY23	FY24	FY25
Total TYCOM, CM & MOD FY Mandays	247,979	197,881	239,607	176,352
Average TYCOM, CM & MOD FY Mandays	1,002	794	967	700

Green Dash Line: 3-Year Historical Workload Average = 1124 RPD

Black Dash Line: Industry Provided SURGE Capacity = 1800 RPD

"Intent of this information is to provide U.S. DoD industry contractors a general schedule for information and planning purposes for upcoming surface ship maintenance periods- It does not constitute any request for information or request for proposals or any commitment to contract for work in accordance with this plan. This information is to assist U.S. DoD industry contractors by providing a broad overview of frequently changing (driven by U.S. Navy operations) maintenance schedules and is not a guarantee of workload or exact ship schedules"

"Distribution Statement A: Approved for Public Release; Distribution is unlimited."

NWRMC Private Sector
Workload Forecast with MOD estimates (no AIT) FY22 - FY25
Industry Forecast - as of 01 NOV 2017

CG / LSD Modernization | Coast Wide Bid (Duration > 10 Months) | DDG 1000 Ship

FY22

Class	Hull	Ship Name	TYCOM	NSA	Fiscal Year	Assigned Avail Number	Start Date	End Date	Duration
DDG	86	USS SHOUP	CNSP	SPUGT	2022	SRA3-1	1/17/2022	5/16/2022	119
DDG	101	USS GRIDLEY	CNSP	SPUGT	2022	SRA2-2	05/16/2022	09/09/2022	116

FY Total Manday Estimate **247,979**

FY23

Class	Hull	Ship Name	TYCOM	NSA	Fiscal Year	Assigned Avail Number	Start Date	End Date	Duration
CVN	68	USS NIMITZ	CNAP	SPUGT	2023	CIA	10/15/2022	11/28/2022	44
CVN	76	USS RONALD REAGAN	CNAP	SPUGT	2023	DPIA3& IDIQ	6/16/2023	10/14/2024	486

FY Total Manday Estimate **197,881**

FY24

Class	Hull	Ship Name	TYCOM	NSA	Fiscal Year	Assigned Avail Number	Start Date	End Date	Duration
DDG	92	USS MOMSEN	CNSP	SPUGT	2024	DMP	10/23/2023	3/14/2025	508
DDG	100	USS KIDD	CNSP	SPUGT	2024	DMP	2/5/2024	3/7/2025	396

FY Total Manday Estimate **239,607**

FY25

Class	Hull	Ship Name	TYCOM	NSA	Fiscal Year	Assigned Avail Number	Start Date	End Date	Duration
CVN	72	USS ABRAHAM LINCOLN	CNAP	SPUGT	2025	DPIA3	8/1/2025	12/2/2026	488
DDG	101	USS GRIDLEY	CNSP	SPUGT	2025	DMP	11/4/2024	12/5/2025	396
DDG	102	USS SAMPSON	CNSP	SPUGT	2025	SRA2-2	11/11/2024	2/28/2025	109

FY Total Manday Estimate **176,352**

"Intent of this information is to provide U.S. DoD industry contractors a general schedule for information and planning purposes for upcoming surface ship maintenance periods- It does not constitute any request for information or request for proposals or any commitment to contract for work in accordance with this plan. This information is to assist U.S. DoD industry contractors by providing a broad overview of frequently changing (driven by U.S. Navy operations) maintenance schedules and is not a guarantee of workload or exact ship schedules"

"Distribution Statement A: Approved for Public Release; Distribution is unlimited."

HRMC Private Sector
Workload Forecast with MOD estimates (no AIT) FY18 - FY21
Industry Forecast - as of 01 NOV 2017

Workload Color Legend: CM, CG, DDG

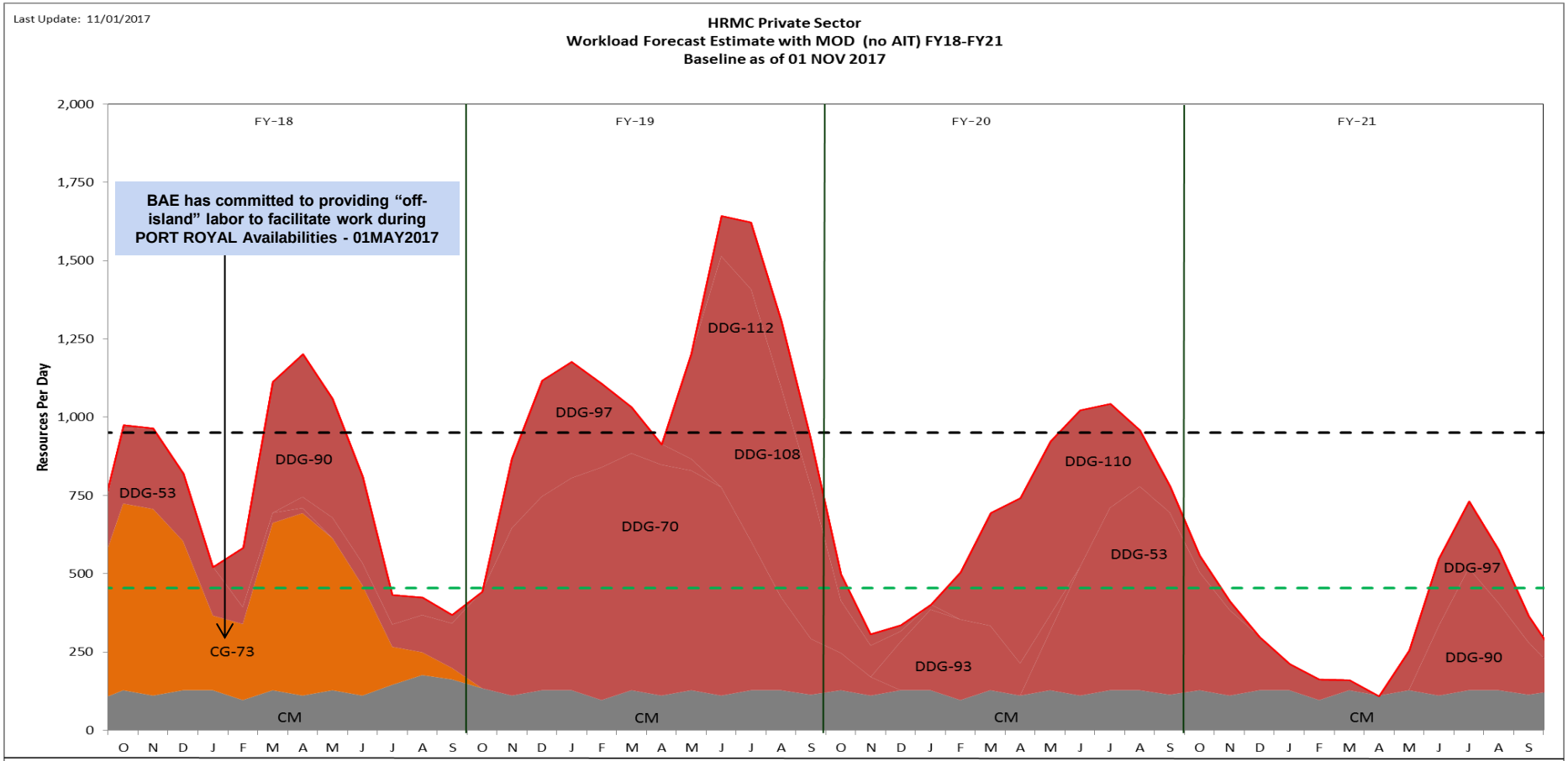

	FY-18	FY-19	FY-20	FY-21
Total TYCOM, CM & MOD FY Mandays	194,535	279,844	174,113	92,034
Average TYCOM, CM & MOD FY Mandays	774	1,114	685	367

Green Dash Line: 3-Year Historical Workload Average = 454 RPD

Black Dash Line: Industry Provided SURGE Capacity = 950 RPD

"Intent of this information is to provide U.S. DoD industry contractors a general schedule for information and planning purposes for upcoming surface ship maintenance periods- It does not constitute any request for information or request for proposals or any commitment to contract for work in accordance with this plan. This information is to assist U.S. DoD industry contractors by providing a broad overview of frequently changing (driven by U.S. Navy operations) maintenance schedules and is not a guarantee of workload or exact ship schedules"

"Distribution Statement A: Approved for Public Release; Distribution is unlimited."

HRMC Private Sector
Workload Forecast with MOD estimates (no AIT) FY18 - FY21
Industry Forecast - as of 01 NOV 2017

CG / LSD Modernization | Coast Wide Bid (Duration > 10 Months) | DDG 1000 Ship

FY18

Class	Hull	Ship Name	TYCOM	NSA	Fiscal Year	Assigned Avail Number	Start Date	End Date	Duration
CG	73	USS PORT ROYAL	CNSP	SSDPH	2018	SRA(d)	2/20/2018	9/28/2018	220
DDG	90	USS CHAFEE	CNSP	SSDPH	2018	SRA2-1	2/26/2018	9/20/2018	206
DDG	70	USS HOPPER	CNSP	SSDPH	2018	EDSRA	4/2/2018	11/22/2019	599

FY Total Manday Estimate: 194,535

FY19

Class	Hull	Ship Name	TYCOM	NSA	Fiscal Year	Assigned Avail Number	Start Date	End Date	Duration
DDG	97	USS HALSEY	CNSP	SSDPH	2019	SRA2-1	11/13/2018	5/24/2019	192
DDG	108	USS WAYNE E. MEYER	CNSP	SSDPH	2019	DSRA1	5/6/2019	1/24/2020	263
DDG	112	USS MICHAEL MURPHY	CNSP	SSDPH	2019	SRA1-2	6/24/2019	12/6/2019	165

FY Total Manday Estimate: 279,844

FY20

Class	Hull	Ship Name	TYCOM	NSA	Fiscal Year	Assigned Avail Number	Start Date	End Date	Duration
DDG	93	USS CHUNG-HOON	CNSP	SSDPH	2020	SRA2-2	12/9/2019	5/22/2020	165
DDG	110	USS WILLIAM P. LAWRENCE	CNSP	SSDPH	2020	DSRA1	2/17/2020	11/20/2020	277
DDG	53	USS JOHN PAUL JONES	CNSP	SSDPH	2020	DSRA3	5/25/2020	3/5/2021	284

FY Total Manday Estimate: 174,113

FY21

Class	Hull	Ship Name	TYCOM	NSA	Fiscal Year	Assigned Avail Number	Start Date	End Date	Duration
DDG	118	USS DANIEL INOUYE	CNSP	SSDPH	2021	PSA	11/4/2020	2/11/2021	99
DDG	97	USS HALSEY	CNSP	SSDPH	2021	SRA2-2	5/17/2021	10/22/2021	158
DDG	90	USS CHAFEE	CNSP	SSDPH	2021	SRA2-2	6/14/2021	10/1/2021	109

FY Total Manday Estimate: 92,034

"Intent of this information is to provide U.S. DoD industry contractors a general schedule for information and planning purposes for upcoming surface ship maintenance periods- It does not constitute any request for information or request for proposals or any commitment to contract for work in accordance with this plan. This information is to assist U.S. DoD industry contractors by providing a broad overview of frequently changing (driven by U.S. Navy operations) maintenance schedules and is not a guarantee of workload or exact ship schedules"

"Distribution Statement A: Approved for Public Release; Distribution is unlimited."

HRMC Private Sector
Workload Forecast with MOD estimates (no AIT) FY22 - FY25
Industry Forecast - as of 01 NOV 2017

Workload Color Legend: CM, CG, DDG

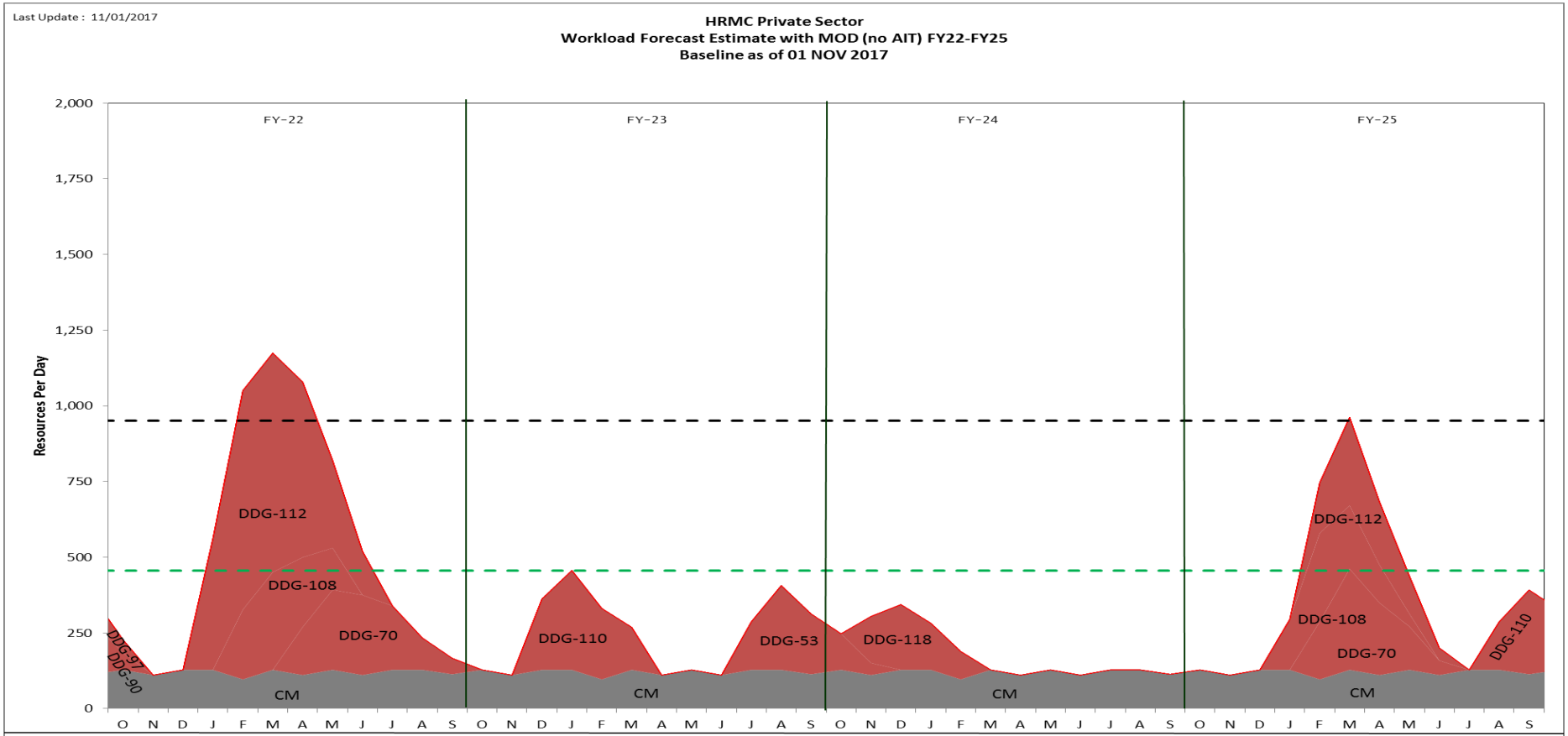

	FY-22	FY-23	FY-24	FY-25
Total TYCOM, CM & MOD FY Mandays	133,620	62,832	45,656	93,457
Average TYCOM, CM & MOD FY Mandays	534	251	184	375

Green Dash Line: 3-Year Historical Workload Average = 454 RPD

Black Dash Line: Industry Provided SURGE Capacity = 950 RPD

"Intent of this information is to provide U.S. DoD industry contractors a general schedule for information and planning purposes for upcoming surface ship maintenance periods- It does not constitute any request for information or request for proposals or any commitment to contract for work in accordance with this plan. This information is to assist U.S. DoD industry contractors by providing a broad overview of frequently changing (driven by U.S. Navy operations) maintenance schedules and is not a guarantee of workload or exact ship schedules"

"Distribution Statement A: Approved for Public Release; Distribution is unlimited."

HRMC Private Sector
Workload Forecast with MOD estimates (no AIT) FY22 - FY25
Industry Forecast - as of 01 NOV 2017

CG / LSD Modernization | Coast Wide Bid (Duration > 10 Months) | DDG 1000 Ship

FY22

Class	Hull	Ship Name	TYCOM	NSA	Fiscal Year	Assigned Avail Number	Start Date	End Date	Duration
DDG	112	USS MICHAEL MURPHY	CNSP	SSDPH	2022	DSRA1	1/10/2022	6/3/2022	144
DDG	108	USS WAYNE E. MEYER	CNSP	SSDPH	2022	SRA2-1	2/7/2022	5/27/2022	109
DDG	70	USS HOPPER	CNSP	SSDPH	2022	SRA3-1	4/11/2022	9/23/2022	165

FY Total Manday Estimate: 133,620

FY23

Class	Hull	Ship Name	TYCOM	NSA	Fiscal Year	Assigned Avail Number	Start Date	End Date	Duration
DDG	110	USS WILLIAM P. LAWRENCE	CNSP	SSDPH	2023	SRA2-1	12/5/2022	3/24/2023	109
DDG	53	USS JOHN PAUL JONES	CNSP	SSDPH	2023	SRA4-1	7/10/2023	11/17/2023	130

FY Total Manday Estimate: 62,832

FY24

Class	Hull	Ship Name	TYCOM	NSA	Fiscal Year	Assigned Avail Number	Start Date	End Date	Duration
DDG	118	USS DANIEL INOUYE	CNSP	SSDPH	2024	SRA1-1	11/6/2023	2/23/2024	109
DDG	97	USS HALSEY	CNSP	SSDPH	2024	DRA2-2	2/12/2024	8/9/2024	179

FY Total Manday Estimate: 45,656

FY25

Class	Hull	Ship Name	TYCOM	NSA	Fiscal Year	Assigned Avail Number	Start Date	End Date	Duration
DDG	108	USS WAYNE E. MEYER	CNSP	SSDPH	2025	SRA2-2	01/27/2025	05/16/2025	109
DDG	70	USS HOPPER	CNSP	SSDPH	2025	SRA3-2	2/10/2025	6/13/2025	123
DDG	112	USS MICHAEL MURPHY	CNSP	SSDPH	2025	SRA2-1	02/24/2025	06/13/2025	109
DDG	110	USS WILLIAM P. LAWRENCE	CNSP	SSDPH	2025	SRA2-2	08/18/2025	12/05/2025	109

FY Total Manday Estimate: 93,457

"Intent of this information is to provide U.S. DoD industry contractors a general schedule for information and planning purposes for upcoming surface ship maintenance periods- It does not constitute any request for information or request for proposals or any commitment to contract for work in accordance with this plan. This information is to assist U.S. DoD industry contractors by providing a broad overview of frequently changing (driven by U.S. Navy operations) maintenance schedules and is not a guarantee of workload or exact ship schedules"

"Distribution Statement A: Approved for Public Release; Distribution is unlimited."

FDRMC - ROTA
Workload Forecast with MOD estimates (no AIT) FY18 - FY21
Industry Forecast - as of 01 NOV 2017

Workload Color Legend CM DDG

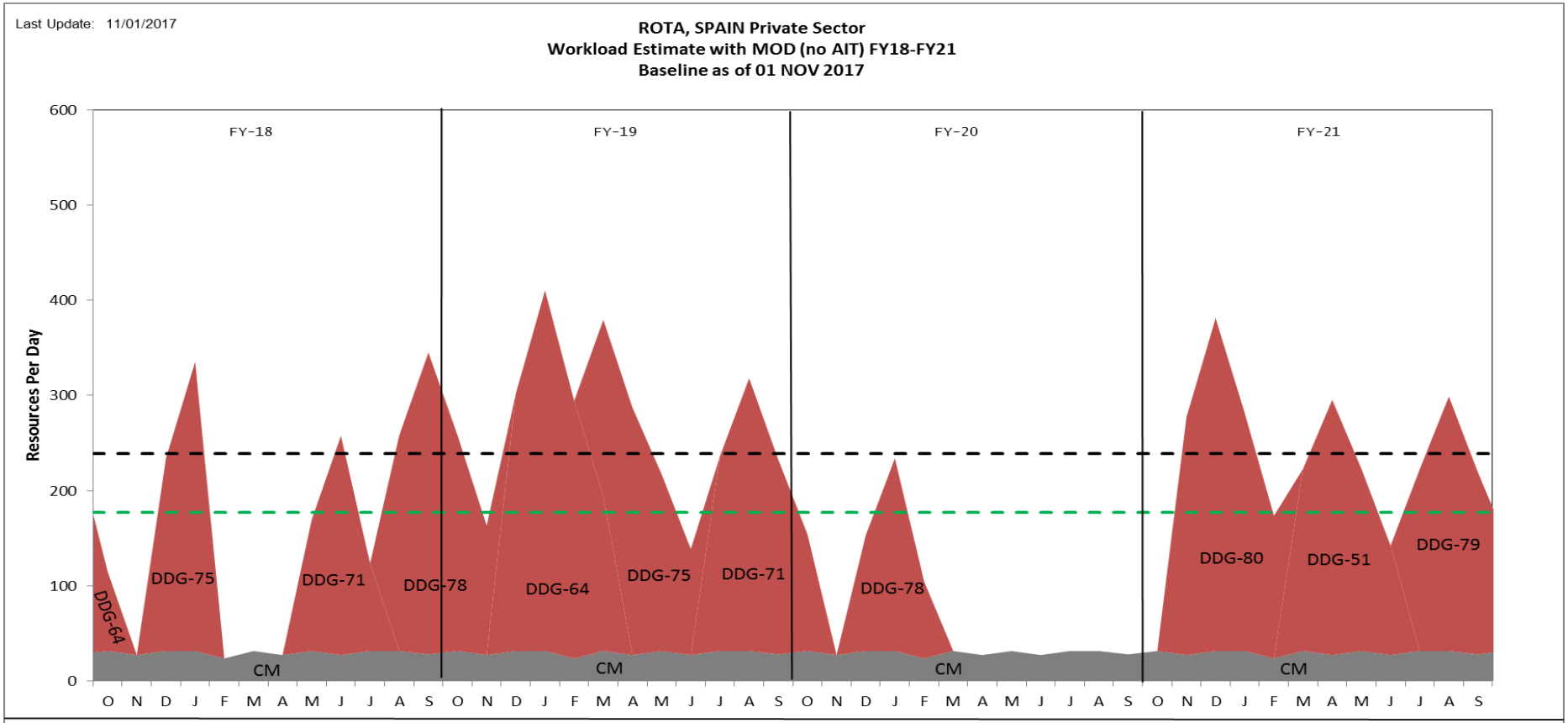

	FY18	FY19	FY20	FY21
Total TYCOM, CM & MOD FY Mandays	41,056	67,700	18,161	58,034
Average TYCOM, CM & MOD FY Mandays	162	270	73	231

Green Dash Line: FY16 Historical Workload Average = 246 RPD Black Dash Line : (135% of Historical Workload Average) SURGE Capacity = 332 RPD

"Intent of this information is to provide U.S. DoD industry contractors a general schedule for information and planning purposes for upcoming surface ship maintenance periods- It does not constitute any request for information or request for proposals or any commitment to contract for work in accordance with this plan. This information is to assist U.S. DoD industry contractors by providing a broad overview of frequently changing (driven by U.S. Navy operations) maintenance schedules and is not a guarantee of workload or exact ship schedules"

"Distribution Statement A: Approved for Public Release; Distribution is unlimited."

FDRMC - ROTA
Workload Forecast with MOD estimates (no AIT) FY18 - FY21
Industry Forecast - as of 01 NOV 2017

CG / LSD Modernization | Coast Wide Bid (Duration > 10 Months) | DDG 1000 Ship

FY18

Class	Hull	Ship Name	TYCOM	NSA	Fiscal Year	Assigned Avail Number	Start Date	End Date	Duration
DDG	75	USS DONALD COOK	CNSL	ROTA	2018	SIA	12/4/2017	1/26/2018	53
DDG	71	USS ROSS	CNSL	ROTA	2018	SIA	5/28/2018	7/27/2018	60
DDG	78	USS PORTER	CNSL	ROTA	2018	SRA	8/6/2018	11/15/2018	101

FY Total Manday Estimate: 41,056

FY19

Class	Hull	Ship Name	TYCOM	NSA	Fiscal Year	Assigned Avail Number	Start Date	End Date	Duration
DDG	64	USS CARNEY	CNSL	ROTA	2019	SRA	12/3/2018	3/14/2019	101
DDG	75	USS DONALD COOK	CNSL	ROTA	2019	SRA	3/18/2019	6/27/2019	101
DDG	71	USS ROSS	CNSL	ROTA	2019	SRA	7/22/2019	10/31/2019	101

FY Total Manday Estimate: 67,700

FY20

Class	Hull	Ship Name	TYCOM	NSA	Fiscal Year	Assigned Avail Number	Start Date	End Date	Duration
DDG	78	USS PORTER	CNSL	ROTA	2020	SIA	12/2/2019	2/7/2020	67

FY Total Manday Estimate: 18,161

FY21

Class	Hull	Ship Name	TYCOM	NSA	Fiscal Year	Assigned Avail Number	Start Date	End Date	Duration
DDG	80	USS ROOSEVELT	CNSL	ROTA	2021	SRA2-3	11/2/2020	2/11/2021	101
DDG	51	USS ARLEIGH BURKE	CNSL	ROTA	2021	SRA	3/8/2021	6/17/2021	101
DDG	79	USS OSCAR AUSTIN	CNSL	ROTA	2021	SRA	7/6/2021	10/14/2021	100

FY Total Manday Estimate: 58,034

"Intent of this information is to provide U.S. DoD industry contractors a general schedule for information and planning purposes for upcoming surface ship maintenance periods- It does not constitute any request for information or request for proposals or any commitment to contract for work in accordance with this plan. This information is to assist U.S. DoD industry contractors by providing a broad overview of frequently changing (driven by U.S. Navy operations) maintenance schedules and is not a guarantee of workload or exact ship schedules"

"Distribution Statement A: Approved for Public Release; Distribution is unlimited."

FDRMC - ROTA
Workload Forecast with MOD estimates (no AIT) FY22 - FY25
Industry Forecast - as of 01 NOV 2017

Workload Color Legend CM DDG

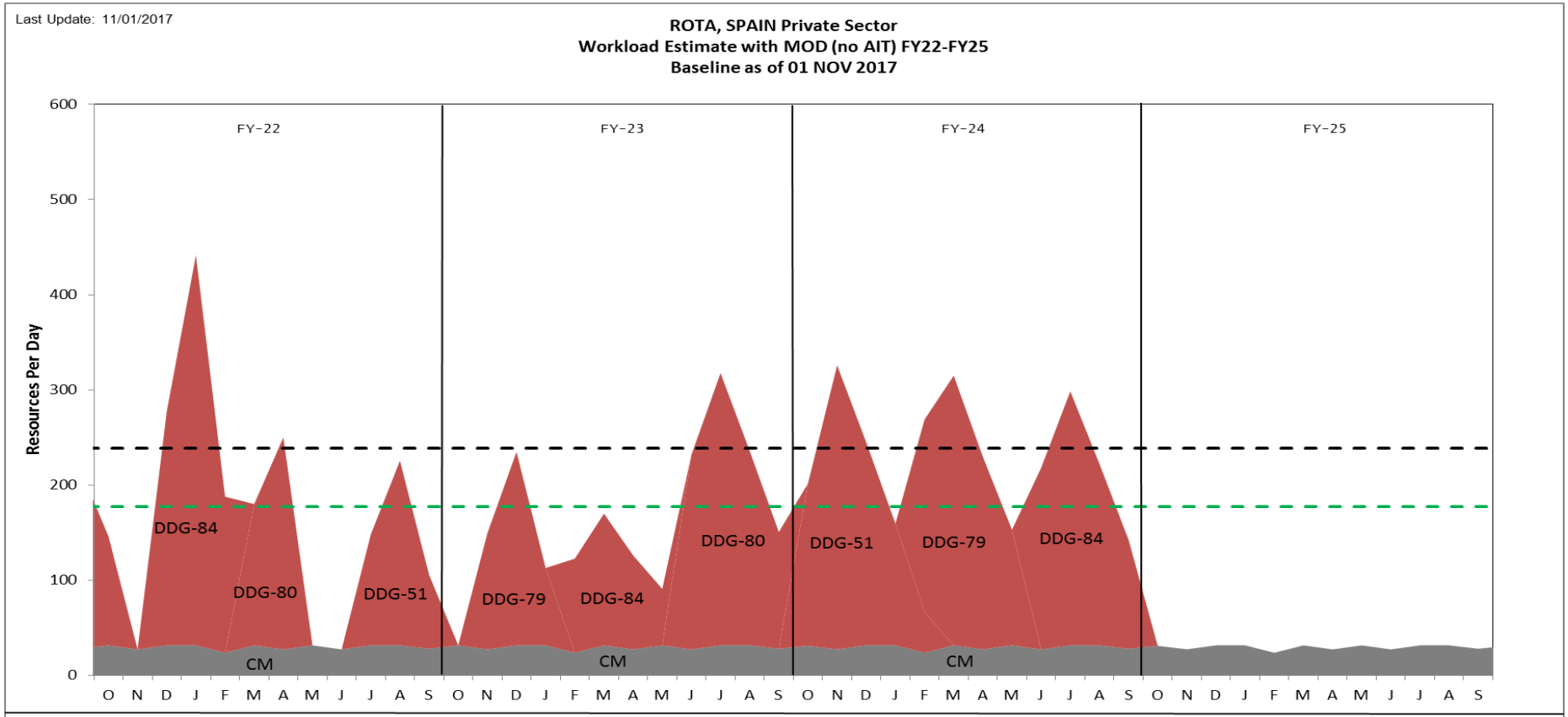

	FY-22	FY-23	FY-24	FY-25
Total TYCOM, CM & MOD FY Mandays	43,351	40,917	57,795	7,424
Average TYCOM, CM & MOD FY Mandays	171	164	232	29

Green Dash Line: FY16 Historical Workload Average = 246 RPD Black Dash Line : (135% of Historical Workload Average) SURGE Capacity = 332 RPD

"Intent of this information is to provide U.S. DoD industry contractors a general schedule for information and planning purposes for upcoming surface ship maintenance periods- It does not constitute any request for information or request for proposals or any commitment to contract for work in accordance with this plan. This information is to assist U.S. DoD industry contractors by providing a broad overview of frequently changing (driven by U.S. Navy operations) maintenance schedules and is not a guarantee of workload or exact ship schedules"

"Distribution Statement A: Approved for Public Release; Distribution is unlimited."

FDRMC - ROTA
Workload Forecast with MOD estimates (no AIT) FY22 - FY25
Industry Forecast - as of 01 NOV 2017

CG / LSD Modernization | Coast Wide Bid (Duration > 10 Months) | DDG 1000 Ship

FY22

Class	Hull	Ship Name	TYCOM	NSA	Fiscal Year	Assigned Avail Number	Start Date	End Date	Duration
DDG	84	USS BULKELEY	CNSL	ROTA	2022	SRA	12/13/2021	2/11/2022	60
DDG	80	USS ROOSEVELT	CNSL	ROTA	2022	SIA	3/1/2022	4/29/2022	59
DDG	51	USS ARLEIGH BURKE	CNSL	ROTA	2022	SIA	7/11/2022	9/9/2022	60

FY Total Manday Estimate: 43,351

FY23

Class	Hull	Ship Name	TYCOM	NSA	Fiscal Year	Assigned Avail Number	Start Date	End Date	Duration
DDG	79	USS OSCAR AUSTIN	CNSL	ROTA	2023	SIA FDNF	11/7/2022	1/6/2023	60
DDG	84	USS BULKELEY	CNSL	ROTA	2023	SIA FDNF	2/20/2023	5/30/2023	99
DDG	80	USS ROOSEVELT	CNSL	ROTA	2023	SRA FDNF	6/19/2023	9/28/2023	101

FY Total Manday Estimate: 40,917

FY24

Class	Hull	Ship Name	TYCOM	NSA	Fiscal Year	Assigned Avail Number	Start Date	End Date	Duration
DDG	51	USS ARLEIGH BURKE	CNSL	ROTA	2024	SRA FDNF	10/23/2023	2/1/2024	101
DDG	79	USS OSCAR AUSTIN	CNSL	ROTA	2024	SRA FDNF	2/19/2024	5/30/2024	101
DDG	84	USS BULKELEY	CNSL	ROTA	2024	SRA FDNF	6/10/2024	9/19/2024	101

FY Total Manday Estimate: 57,795

FY25

Class	Hull	Ship Name	TYCOM	NSA	Fiscal Year	Assigned Avail Number	Start Date	End Date	Duration
DDG	80	USS ROOSEVELT	CNSL	ROTA	2025	DIA	10/14/2024	12/13/2024	60
DDG	51	USS ARLEIGH BURKE	CNSL	ROTA	2025	DIA	02/10/2025	4/11/2025	60
DDG	79	USS OSCAR AUSTIN	CNSL	ROTA	2025	DIA	06/16/2025	8/15/2025	60

FY Total Manday Estimate: 7,424

"Intent of this information is to provide U.S. DoD industry contractors a general schedule for information and planning purposes for upcoming surface ship maintenance periods- It does not constitute any request for information or request for proposals or any commitment to contract for work in accordance with this plan. This information is to assist U.S. DoD industry contractors by providing a broad overview of frequently changing (driven by U.S. Navy operations) maintenance schedules and is not a guarantee of workload or exact ship schedules"

"Distribution Statement A: Approved for Public Release; Distribution is unlimited."

FDRMC - BAHRAIN
Workload Forecast with MOD estimates (no AIT) FY18 - FY21
Industry Forecast - as of 01 NOV 2017

Workload Color Legend: CM, PC, MCM

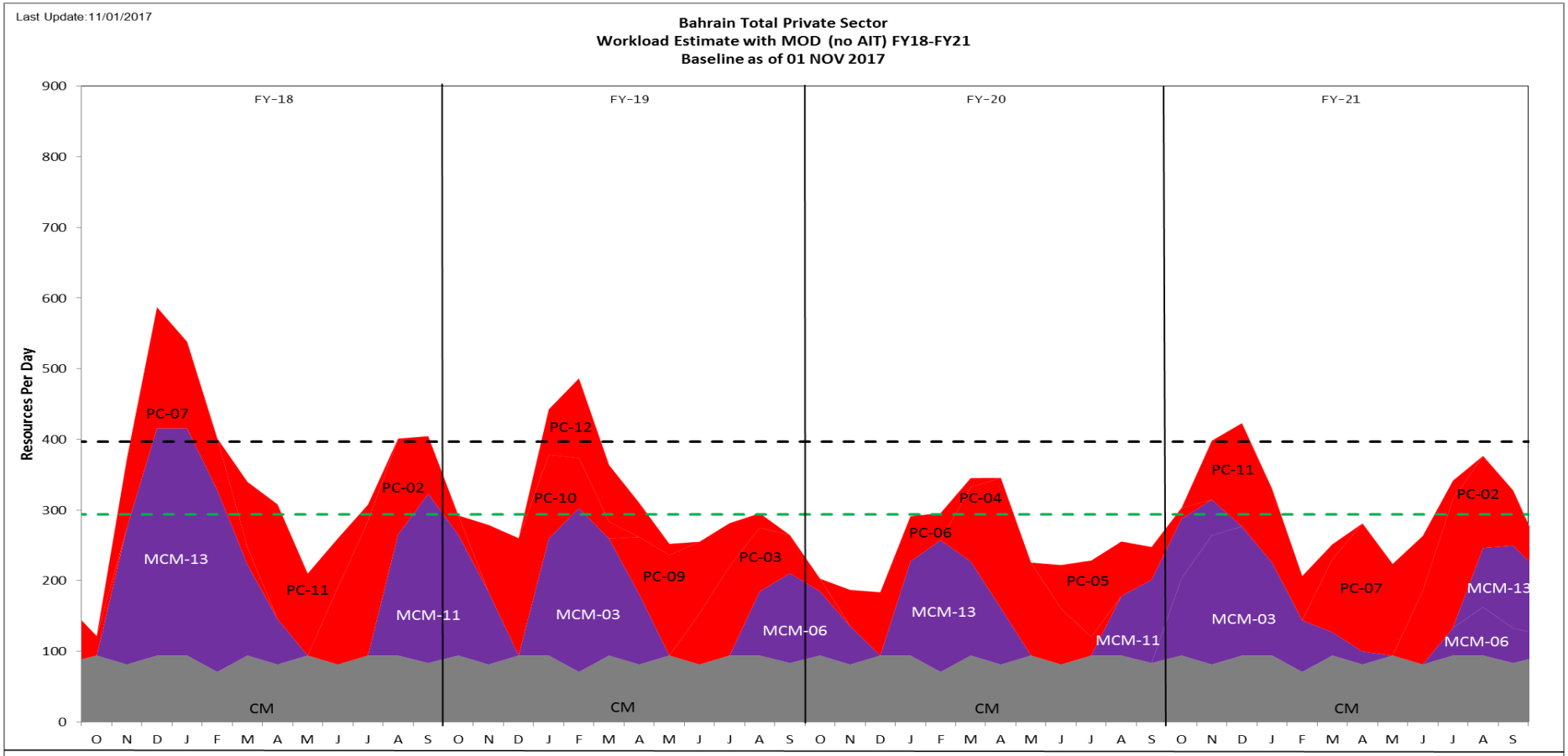

	FY18	FY19	FY20	FY21
Total TYCOM, CM & MOD FY Mandays	89,055	78,577	63,456	77,874
Average TYCOM, CM & MOD FY Mandays	354	315	252	310

Green Dash Line: FY16 Historical Workload Average = 297 RPD Black Dash Line : (135% of Historical Workload Average) SURGE Capacity = 401 RPD

"Intent of this information is to provide U.S. DoD industry contractors a general schedule for information and planning purposes for upcoming surface ship maintenance periods- It does not constitute any request for information or request for proposals or any commitment to contract for work in accordance with this plan. This information is to assist U.S. DoD industry contractors by providing a broad overview of frequently changing (driven by U.S. Navy operations) maintenance schedules and is not a guarantee of workload or exact ship schedules"

"Distribution Statement A: Approved for Public Release; Distribution is unlimited."

FDRMC - BAHRAIN
Workload Forecast with MOD estimates (no AIT) FY18 - FY21
Industry Forecast - as of 01 NOV 2017

CG / LSD Modernization | Coast Wide Bid (Duration > 10 Months) | DDG 1000 Ship

FY18

Class	Hull	Ship Name	TYCOM	NSA	Fiscal Year	Assigned Avail Number	Start Date	End Date	Duration
MCM	13	USS DEXTROUS	CNSP	BAHR	2018	DSRA3	11/5/2017	4/17/2018	163
PC	7	USS SQUALL	CNSL	BAHR	2018	DPMA	11/19/2017	3/31/2018	132
PC	11	USS WHIRLWIND	CNSL	BAHR	2018	DSRA8	3/11/2018	7/14/2018	125
PC	2	USS TEMPEST	CNSL	BAHR	2018	DSRA8	6/24/2018	10/27/2018	125
MCM	11	USS GLADIATOR	CNSP	BAHR	2018	SRA4-1	8/20/2018	11/27/2018	99

FY Total Manday Estimate: 89,055

FY19

Class	Hull	Ship Name	TYCOM	NSA	Fiscal Year	Assigned Avail Number	Start Date	End Date	Duration
PC	10	USS FIREBOLT	CNSL	BAHR	2019	DSRA8	11/11/2018	3/16/2019	125
MCM	3	USS SENTRY	CNSP	BAHR	2019	SRA5-2	1/14/2019	4/25/2019	101
PC	12	USS THUNDERBOLT	CNSL	BAHR	2019	DSRA7	1/20/2019	5/25/2019	125
PC	9	USS CHINOOK	CNSL	BAHR	2019	DSRA8	4/7/2019	8/10/2019	125
PC	3	USS HURRICANE	CNSL	BAHR	2019	DSRA8	6/16/2019	10/19/2019	125
MCM	6	USS DEVASTATOR	CNSP	BAHR	2019	SRA5-1	8/19/2019	11/28/2019	101

FY Total Manday Estimate: 78,577

FY20

Class	Hull	Ship Name	TYCOM	NSA	Fiscal Year	Assigned Avail Number	Start Date	End Date	Duration
PC	6	USS SIROCCO	CNSL	BAHR	2020	DSRA9	11/10/2019	3/14/2020	125
MCM	13	USS DEXTROUS	CNSP	BAHR	2020	SRA4-1 FDNF	1/13/2020	4/21/2020	99
PC	4	USS MONSOON	CNSL	BAHR	2020	DSRA9	3/8/2020	7/11/2020	125
PC	5	USS TYPHOON	CNSL	BAHR	2020	DSRA8	6/14/2020	10/17/2020	125
MCM	11	USS GLADIATOR	CNSP	BAHR	2020	SRA4-2	8/23/2020	11/11/2020	80

FY Total Manday Estimate: 63,456

FY21

Class	Hull	Ship Name	TYCOM	NSA	Fiscal Year	Assigned Avail Number	Start Date	End Date	Duration
MCM	3	USS SENTRY	CNSP	BAHR	2021	DSRA5	10/10/2020	4/25/2021	197
PC	11	USS WHIRLWIND	CNSL	BAHR	2021	DSRA9	11/15/2020	3/20/2021	125
PC	7	USS SQUALL	CNSL	BAHR	2021	DSRA9	3/7/2021	7/10/2021	125
PC	2	USS TEMPEST	CNSL	BAHR	2021	DSRA9	6/27/2021	10/30/2021	125
MCM	6	USS DEVASTATOR	CNSP	BAHR	2021	SRA 5-2	7/10/2021	11/28/2021	141
MCM	13	USS DEXTROUS	CNSP	BAHR	2021	SRA4-2	8/16/2021	11/23/2021	99

FY Total Manday Estimate: 77,874

"Intent of this information is to provide U.S. DoD industry contractors a general schedule for information and planning purposes for upcoming surface ship maintenance periods- It does not constitute any request for information or request for proposals or any commitment to contract for work in accordance with this plan. This information is to assist U.S. DoD industry contractors by providing a broad overview of frequently changing (driven by U.S. Navy operations) maintenance schedules and is not a guarantee of workload or exact ship schedules"

"Distribution Statement A: Approved for Public Release; Distribution is unlimited."

FDRMC - BAHRAIN
Workload Forecast with MOD estimates (no AIT) FY22 - FY25
Industry Forecast - as of 01 NOV 2017

Workload Color Legend: CM, PC, MCM

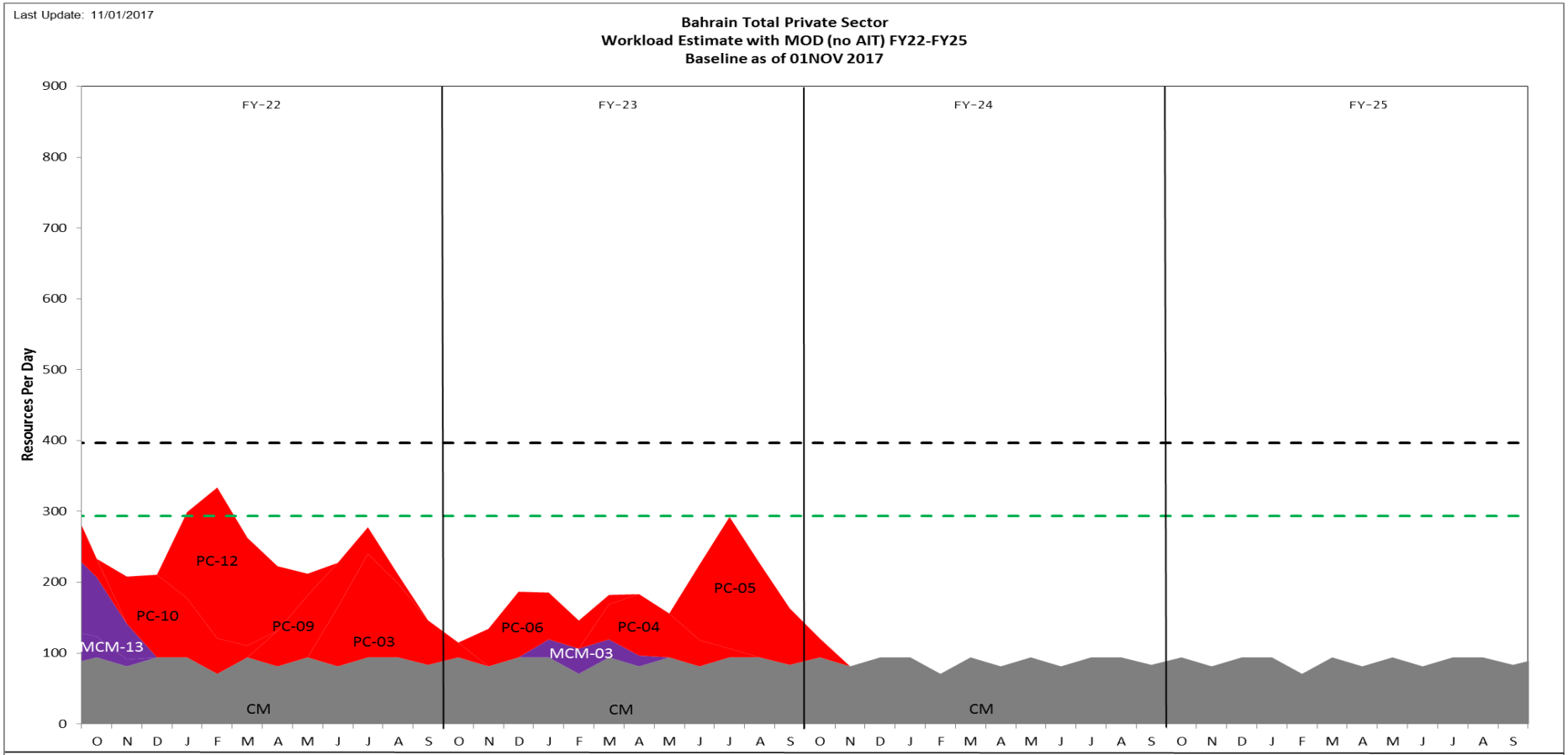

	FY22	FY23	FY24	FY25
Total TYCOM, CM & MOD FY Mandays	59,051	45,921	22,709	22,111
Average TYCOM, CM & MOD FY Mandays	237	183	90	88

Green Dash Line: FY16 Historical Workload Average = 297 RPD Black Dash Line : (135% of Historical Workload Average) SURGE Capacity = 401 RPD

"Intent of this information is to provide U.S. DoD industry contractors a general schedule for information and planning purposes for upcoming surface ship maintenance periods- It does not constitute any request for information or request for proposals or any commitment to contract for work in accordance with this plan. This information is to assist U.S. DoD industry contractors by providing a broad overview of frequently changing (driven by U.S. Navy operations) maintenance schedules and is not a guarantee of workload or exact ship schedules"

"Distribution Statement A: Approved for Public Release; Distribution is unlimited."

FDRMC - BAHRAIN
Workload Forecast with MOD estimates (no AIT) FY22 - FY25
Industry Forecast - as of 01 NOV 2017

CG / LSD Modernization | Coast Wide Bid (Duration > 10 Months) | DDG 1000 Ship

FY22

Class	Hull	Ship Name	TYCOM	NSA	Fiscal Year	Assigned Avail Number	Start Date	End Date	Duration
PC	10	USS FIREBOLT	CNSL	BAHR	2022	DSRA9	11/7/2021	3/12/2022	125
PC	12	USS THUNDERBOLT	CNSL	BAHR	2022	DSRA8	1/23/2022	5/28/2022	125
PC	9	USS CHINOOK	CNSL	BAHR	2022	DSRA9	4/10/2022	8/13/2022	125
PC	3	USS HURRICANE	CNSL	BAHR	2022	DSRA9	6/26/2022	10/29/2022	125

FY Total Manday Estimate: 59,051

FY23

Class	Hull	Ship Name	TYCOM	NSA	Fiscal Year	Assigned Avail Number	Start Date	End Date	Duration
PC	6	USS SIROCCO	CNSL	BAHR	2023	DSRA9	11/13/2022	3/18/2023	125
MCM	3	USS SENTRY	CNSP	BAHR	2023	SRA 6-1	1/10/2023	4/25/2023	105
PC	4	USS MONSOON	CNSL	BAHR	2023	DSRA9	3/5/2023	7/8/2023	125
PC	5	USS TYPHOON	CNSL	BAHR	2023	DSRA9	6/18/2023	10/21/2023	125

FY Total Manday Estimate: 45,921

FY24

Class	Hull	Ship Name	TYCOM	NSA	Fiscal Year	Assigned Avail Number	Start Date	End Date	Duration

FY Total Manday Estimate: 22,709

FY25

Class	Hull	Ship Name	TYCOM	NSA	Fiscal Year	Assigned Avail Number	Start Date	End Date	Duration

FY Total Manday Estimate: 22,111

"Intent of this information is to provide U.S. DoD industry contractors a general schedule for information and planning purposes for upcoming surface ship maintenance periods- It does not constitute any request for information or request for proposals or any commitment to contract for work in accordance with this plan. This information is to assist U.S. DoD industry contractors by providing a broad overview of frequently changing (driven by U.S. Navy operations) maintenance schedules and is not a guarantee of workload or exact ship schedules"

"Distribution Statement A: Approved for Public Release; Distribution is unlimited."