MARMC / SWRMC / SERMC / NWRMC / HRMC
Total Private Sector Workload Estimate
including MOD estimates (no AIT)
FY19 - FY22
SMP 19-5 Modified as of 01 OCT 2019

Industry Version FY19 Q4 M1

"Intent of this information is to provide U.S. DoD industry contractors a general schedule for information and planning purposes for upcoming surface ship maintenance periods- It does not constitute any request for information or request for proposals or any commitment to contract for work in accordance with this plan. This information is to assist U.S. DoD industry contractors by providing a broad overview of frequently changing (driven by U.S. Navy operations) maintenance schedules and is not a guarantee of workload or exact ship schedules"

Distribution Statement A: Approved for Public Release; Distribution is unlimited.

MARMC Private Sector

Workload Color Legend: CM | Small Craft | S/Y Contracting | CG | CVN | DDG | LHD | LPD | LSD | PC

CG / LSD Modernization Program | PSA | Coast-Wide Contracting Strategy (CWB) | CG / LSD Mod Program (CWB)

Black Dash Line: Surge Capacity | 01MAY2019 WORKLOAD | Green Dash Line: Port Estimated Capacity

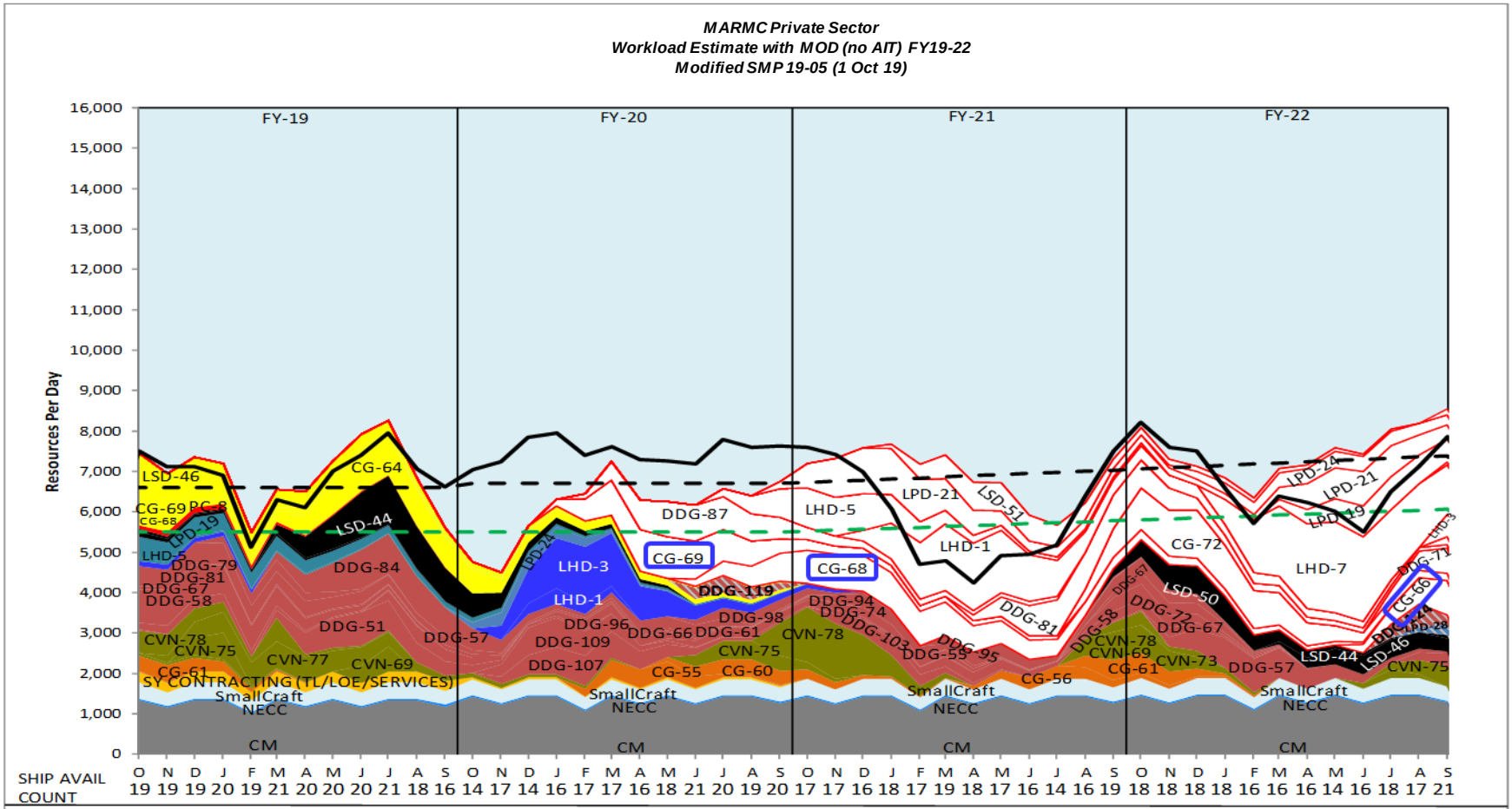

	FY-19	FY-20	FY-21	FY-22
Total FY Man-Days	1,742,500	1,542,956	1,731,834	1,882,474
Average FY Man-Days	6,952	6,114	6,911	7,476

Distribution Statement A: Approved for Public Release; Distribution is unlimited.

MARMC Private Sector
Workload Forecast with MOD estimates (no AIT) FY19 – FY20
Industry Forecast - as of 01 OCT 2019

CG / LSD Modernization Coast Wide Bid (Duration > 10 Months)

FY19

Class	Hull	Ship Name	TYCOM	NSA	Fiscal Year	Assigned Avail Number	Start Date	End Date	Duration
CVN	77	USS GEORGE H.W. BUSH	CNAL	SPORT	2019	DPIA	11/6/2018	3/7/2020	488
CVN	75	USS HARRY S. TRUMAN	CNAL	SPORT	2019	CIA	12/5/2018	1/18/2019	45
CVN	78	USS GERALD R. FORD	CNAL	SPORT	2019	CIA 1	3/1/2019	3/30/2019	30
CVN	69	USS DWIGHT D. EISENHOWER	CNAL	SPORT	2019	CIA	6/15/2019	7/29/2019	45
DDG	81	USS WINSTON S. CHURCHILL	CNSL	SPORT	2019	SRA2-2	1/14/2019	7/19/2019	187
DDG	51	USS ARLEIGH BURKE	CNSL	SPORT	2019	DSRA2	3/11/2019	2/21/2020	348
DDG	84	USS BULKELEY	CNSL	SPORT	2019	DMP	3/11/2019	6/5/2020	453
LSD	44	USS GUNSTON HALL	CNSL	SPORT	2019	DSRA3	3/11/2019	5/15/2020	432
CG	64	USS GETTYSBURG	SEA 21	SPORT	2019	MODPRD	3/14/2019	9/25/2020	562
DDG	57	USS MITSCHER	CNSL	SPORT	2019	SRA3-1	7/8/2019	11/22/2019	138
LHD	3	USS KEARSARGE	CNSL	SPORT	2019	PMA3-3	11/11/2019	11/20/2020	376

FY Total Man-Days Estimate 1,742,500

FY20

Class	Hull	Ship Name	TYCOM	NSA	Fiscal Year	Assigned Avail Number	Start Date	End Date	Duration
CVN	75	USS HARRY S. TRUMAN	CNAL	SPORT	2020	PIA 3	6/1/2020	11/30/2020	183
CVN	78	USS GERALD R. FORD	CNAL	SPORT	2020	PIA1	9/23/2020	3/25/2021	184
LPD	24	USS ARLINGTON	CNAL	SPORT	2020	CMAV	10/21/2019	5/1/2020	194
DDG	109	USS JASON DUNHAM	CNSL	SPORT	2020	DSRA1	11/11/2019	7/17/2020	250
LSD	46	USS TORTUGA	SEA 21	SPORT	2020	REINT	11/18/2019	2/14/2020	89
DDG	66	USS GONZALEZ	CNSL	SPORT	2020	SRA3-1	1/6/2020	8/28/2020	236
CG	69	USS VICKSBURG	SEA 21	SPORT	2019	MODPRD	1/21/2020	7/16/2021	656
LHD	1	USS WASP	CNAL	SPORT	2020	CMAV	12/2/2019	3/27/2020	117
CG	55	USS LEYTE GULF	CNSL	SPORT	2020	SRA4-2	2/3/2020	7/23/2021	537
DDG	87	USS MASON	CNSL	SPORT	2020	DMP	2/3/2020	7/23/2021	537
DDG	96	USS BAINBRIDGE	CNSL	SPORT	2020	SRA2-3	3/9/2020	10/9/2020	215
DDG	107	USS GRAVELY	CNSL	SPORT	2020	DSRA1	4/6/2020	2/26/2021	327
CG	60	USS NORMANDY	CNSL	SPORT	2020	SRA4-2	5/18/2020	3/26/2021	313
DDG	61	USS RAMAGE	CNSL	SPORT	2020	SRA3-3	5/18/2020	3/26/2021	313
CG	68	USS ANZIO	SEA 21	SPORT	2020	MODPRD	6/8/2020	6/3/2022	726
DDG	119	USS DELBERT D. BLACK	CNSL	SPORT	2020	PSA	6/8/2020	9/25/2020	110
DDG	98	USS FORREST SHERMAN	CNSL	SPORT	2020	SRA2-1	6/15/2020	1/15/2021	215
LHD	5	USS BATAAN	CNSL	SPORT	2020	PMA3-2	7/20/2020	10/22/2021	460
CG	64	USS GETTYSBURG	SEA 21	SPORT	2020	REINT	8/1/2020	12/4/2020	126
LPD	21	USS NEW YORK	CNSL	SPORT	2020	DSRA1	9/14/2020	12/10/2021	453
LSD	51	USS OAK HILL	CNSL	SPORT	2020	PMA3-3	1/4/2021	7/1/2022	544

FY Total Man-Days Estimate 1,542,956

"Intent of this information is to provide U.S. DoD industry contractors a general schedule for information and planning purposes for upcoming surface ship maintenance periods- It does not constitute any request for information or request for proposals or any commitment to contract for work in accordance with this plan. This information is to assist U.S. DoD industry contractors by providing a broad overview of frequently changing (driven by U.S. Navy operations) maintenance schedules and is not a guarantee of workload or exact ship schedules"

Distribution Statement A: Approved for Public Release; Distribution is unlimited.

MARMC Private Sector
Workload Forecast with MOD estimates (no AIT) FY21 - FY22
Industry Forecast - as of 01 OCT 2019

CG / LSD Modernization Coast Wide Bid (Duration > 10 Months)

FY21

Class	Hull	Ship Name	TYCOM	NSA	Fiscal Year	Assigned Avail Number	Start Date	End Date	Duration
CVN	69	USS DWIGHT D. EISENHOWER	CNAL	SPORT	2021	PIA 3	8/30/2021	2/27/2022	182
CVN	78	USS GERALD R. FORD	CNAL	SPORT	2021	CIA	9/7/2021	10/22/2021	46
DDG	74	USS MCFAUL	CNSL	SPORT	2021	SRA3-1	10/26/2020	6/18/2021	236
DDG	94	USS NITZE	CNSL	SPORT	2021	SRA2-2	11/9/2020	4/2/2021	145
DDG	103	USS TRUXTUN	CNSL	SPORT	2021	SRA2-1	11/16/2020	5/14/2021	180
LHD	1	USS WASP	CNSL	SPORT	2021	DPMA3	12/7/2020	7/15/2022	586
DDG	55	USS STOUT	CNSL	SPORT	2021	DSRA3	1/18/2021	10/15/2021	271
CG	69	USS VICKSBURG	SEA 21	SPORT	2021	REINT	3/13/2021	7/9/2021	119
DDG	95	USS JAMES E. WILLIAMS	CNSL	SPORT	2021	SRA2-2	3/15/2021	9/3/2021	173
CG	56	USS SAN JACINTO	CNSL	SPORT	2021	SRA4-2	4/19/2021	1/21/2022	278
DDG	81	USS WINSTON S. CHURCHILL	CNSL	SPORT	2021	DMP	4/26/2021	9/9/2022	502
DDG	58	USS LABOON	CNSL	SPORT	2021	SRA3-3	8/16/2021	3/18/2022	215
DDG	67	USS COLE	CNSL	SPORT	2021	SRA3-1	8/16/2021	3/18/2022	215
CG	61	USS MONTEREY	CNSL	SPORT	2021	SRA3-2	8/23/2021	2/18/2022	180
CG	72	USS VELLA GULF	CNSL	SPORT	2021	EDSRA	8/23/2021	1/13/2023	509
LSD	50	USS CARTER HALL	CNSL	SPORT	2021	SRA3-2	9/6/2021	7/22/2022	320
DDG	72	USS MAHAN	CNSL	SPORT	2021	SRA3-2	9/20/2021	4/29/2022	222
LHD	7	USS IWO JIMA	CNSL	SPORT	2021	DPMA2	1/17/2022	5/5/2023	474
LPD	17	USS SAN ANTONIO	CNSL	SPORT	2021	SRA2-1	9/26/2022	12/8/2023	439

FY Total Man-Days Estimate 1,731,834

FY22

Class	Hull	Ship Name	TYCOM	NSA	Fiscal Year	Assigned Avail Number	Start Date	End Date	Duration
CVN	73	USS GEORGE WASHINGTON	CNAL	SPORT	2022	CIA (R)	11/1/2021	12/30/2021	60
CVN	69	USS DWIGHT D. EISENHOWER	CNAL	SPORT	2022	CIA	6/27/2022	8/11/2022	46
CVN	75	USS HARRY S. TRUMAN	CNAL	SPORT	2022	CIA	7/21/2022	5/21/2023	305
LPD	24	USS ARLINGTON	CNSL	SPORT	2022	SRA1-2	11/1/2021	9/22/2023	691
DDG	57	USS MITSCHER	CNSL	SPORT	2022	DSRA3	11/8/2021	9/11/2022	308
LPD	19	USS MESA VERDE	CNSL	SPORT	2022	SRA2-1	3/14/2022	5/3/2023	416
LSD	44	USS GUNSTON HALL	CNSL	SPORT	2022	PMA4-1	3/14/2022	10/12/2023	578
CG	68	USS ANZIO	SEA 21	SPORT	2022	REINT	5/21/2022	9/16/2022	119
CG	66	USS HUE CITY	SEA 21	SPORT	2022	MODPRD	6/6/2022	5/12/2025	1072
DDG	124	USS HARVEY C BARNUM JR	CNSL	SPORT	2022	PSA	7/11/2022	9/23/2022	75
DDG	71	USS ROSS	CNSL	SPORT	2022	EDSRA	7/25/2022	11/10/2023	474
LPD	28	USS FORT LAUDERDALE	CNAL	SPORT	2022	PSA	8/1/2022	4/15/2023	258
DDG	107	USS GRAVELY	CNSL	SPORT	2022	SRA2-1	8/8/2022	1/20/2023	166
DDG	96	USS BAINBRIDGE	CNSL	SPORT	2022	DMP	9/5/2022	12/15/2023	467
LSD	46	USS TORTUGA	CNSL	SPORT	2022	PMA4-1	9/12/2022	12/2/2023	447
LSD	41	USS WHIDBEY ISLAND	CNSL	SPORT	2022	EDSRA	9/19/2022	1/17/2025	852
LHD	3	USS KEARSARGE	CNSL	SPORT	2022	PMA4-1	9/26/2022	12/15/2023	446

FY Total Man-Days Estimate 1,882,474

"Intent of this information is to provide U.S. DoD industry contractors a general schedule for information and planning purposes for upcoming surface ship maintenance periods- It does not constitute any request for information or request for proposals or any commitment to contract for work in accordance with this plan. This information is to assist U.S. DoD industry contractors by providing a broad overview of frequently changing (driven by U.S. Navy operations) maintenance schedules and is not a guarantee of workload or exact ship schedules"

Distribution Statement A: Approved for Public Release; Distribution is unlimited.

SWRMC Private Sector

Workload Color Legend: CM, CG, CVN, DDG 1000, DDG, FF, LCS, LHA, LHD, LPD, LSD, MCM, CG / LSD Modernization Program, Coast-Wide Contracting Strategy (CWB), CG / LSD Mod Program (CWB), PDA/PSA, Black Dash Line: Surge Capacity, 01MAY2019 WORKLOAD, Green Dash Line: Port Estimated Capacity

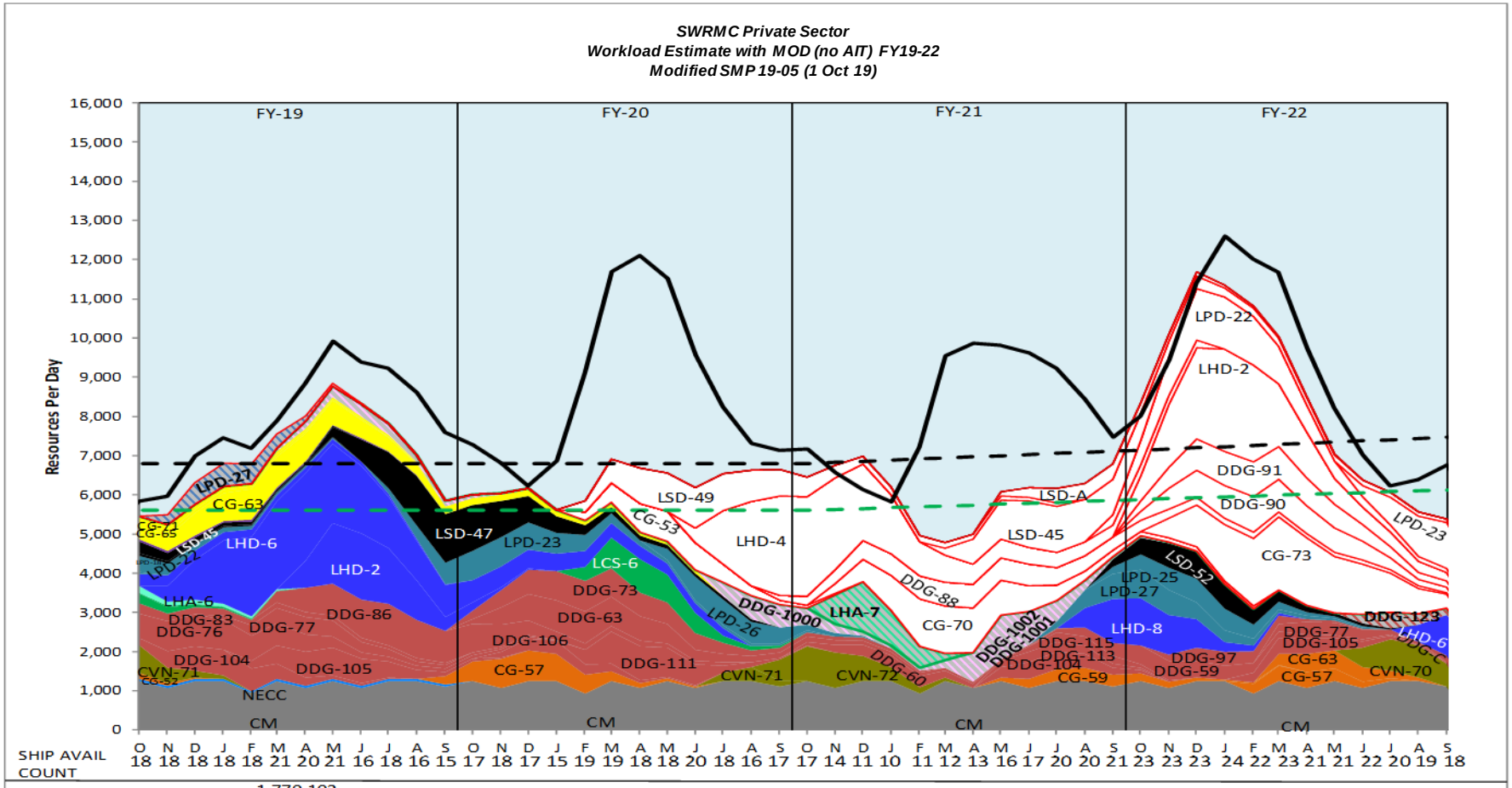

	FY-19	FY-20	FY-21	FY-22
Total FY Man-Days	1,770,102	1,592,530	1,515,928	2,100,464
Average FY Man-Days	7,022	6,316	6,052	8,441

Distribution Statement A: Approved for Public Release; Distribution is unlimited.

SWRMC Private Sector
Workload Forecast with MOD estimates (no AIT) FY19 – FY20
Industry Forecast - as of 01 OCT 2019

CG / LSD Modernization | Coast Wide Bid (Duration > 10 Months) | DDG 1000 Ship

FY19

Class	Hull	Ship Name	TYCOM	NSA	Fiscal Year	Assigned Avail Number	Start Date	End Date	Duration
CG	63	USS COWPENS	SEA 21	SSD	2019	MODPRD	10/1/2018	6/12/2020	621
DDG	104	USS STERETT	CNSP	SSD	2019	DSRA1	10/5/2018	7/6/2019	275
LHD	6	USS BONHOMME RICHARD	CNSP	SSD	2019	DPMA3	11/5/2018	7/12/2020	616
LPD	27	USS PORTLAND	CNSP	SSD	2019	PSA	11/13/2018	7/19/2019	249
DDG	77	USS O'KANE	CNSP	SSD	2019	ESRA	1/14/2019	1/24/2020	376
DDG	105	USS DEWEY	CNSP	SSD	2019	DSRA1	2/12/2019	11/29/2019	291
DDG	1001	USS MICHAEL MONSOOR	CNSP	SSD	2019	PDA	3/4/2019	1/31/2020	334
DDG	86	USS SHOUP	CNSP	SSD	2019	DMP	3/4/2019	7/21/2020	506
LHD	2	USS ESSEX	CNSP	SSD	2019	PMA3-2	4/8/2019	12/13/2019	250
LSD	47	USS RUSHMORE	CNSP	SSD	2019	DSRA3	5/6/2019	8/21/2020	474
LPD	23	USS ANCHORAGE	CNSP	SSD	2019	SRA1-2	7/8/2019	10/16/2020	467
CG	57	USS LAKE CHAMPLAIN	CNSP	SSD	2019	DSRA3	9/30/2019	6/3/2020	248
DDG	63	USS STETHEM	CNSP	SSD	2019	EDSRA	10/1/2019	4/2/2021	550
DDG	73	USS DECATUR	CNSP	SSD	2019	EDSRA	10/1/2019	2/5/2021	494

FY Total Man-Days Estimate 1,770,102

FY20

Class	Hull	Ship Name	TYCOM	NSA	Fiscal Year	Assigned Avail Number	Start Date	End Date	Duration
CVN	71	USS THEODORE ROOSEVELT	CNAP	SSD	2020	CIA	7/31/2020	9/13/2020	45
CVN	72	USS ABRAHAM LINCOLN	CNAP	SSD	2020	PIA2	9/30/2020	3/31/2021	183
DDG	106	USS STOCKDALE	CNSP	SSD	2020	SRA2-1	11/18/2019	6/29/2020	225
LHA	7	USS TRIPOLI	CNSP	SSD	2020	PSA	2/1/2020	6/30/2020	151
CG	53	USS MOBILE BAY	CNSP	SSD	2020	DSRA3	2/3/2020	11/20/2020	292
DDG	111	USS SPRUANCE	CNSP	SSD	2020	DSRA1	2/17/2020	10/30/2020	257
LCS	6	USS JACKSON	CNSP	SSD	2020	DSRA1	2/17/2020	9/14/2020	211
LSD	49	USS HARPERS FERRY	CNSP	SSD	2020	DPMA2	2/24/2020	7/23/2021	516
LPD	26	USS JOHN P. MURTHA	CNSP	SSD	2020	SRA1-1	5/4/2020	1/8/2021	250
CG	63	USS COWPENS	SEA 21	SSD	2020	REINT	6/15/2020	10/13/2020	121
LHD	4	USS BOXER	CNSP	SSD	2020	DPMA3	6/15/2020	12/15/2021	549
DDG	1000	USS ZUMWALT	CNSP	SSD	2020	PSA	7/15/2020	1/15/2021	185
DDG	88	USS PREBLE	CNSP	SSD	2020	DMP	9/14/2020	9/16/2022	733

FY Total Man-Days Estimate 1,592,530

"Intent of this information is to provide U.S. DoD industry contractors a general schedule for information and planning purposes for upcoming surface ship maintenance periods- It does not constitute any request for information or request for proposals or any commitment to contract for work in accordance with this plan. This information is to assist U.S. DoD industry contractors by providing a broad overview of frequently changing (driven by U.S. Navy operations) maintenance schedules and is not a guarantee of workload or exact ship schedules"

Distribution Statement A: Approved for Public Release; Distribution is unlimited.

SWRMC Private Sector
Workload Forecast with MOD estimates (no AIT) FY21
Industry Forecast - as of 01 OCT 2019

CG / LSD Modernization | Coast Wide Bid (Duration > 10 Months) | DDG 1000 Ship

FY21

Class	Hull	Ship Name	TYCOM	NSA	Fiscal Year	Assigned Avail Number	Start Date	End Date	Duration
DDG	60	USS PAUL HAMILTON	CNSP	SSD	2021	SRA3-1	10/26/2020	7/16/2021	264
CG	70	USS LAKE ERIE	CNSP	SSD	2021	SRA3-1	11/16/2020	2/18/2022	460
DDG	1002	USS LYNDON B. JOHNSON	CNSP	SSD	2021	PDA	2/1/2021	1/31/2022	365
LSD	45	USS COMSTOCK	CNSP	SSD	2021	DSRA3	3/22/2021	9/30/2022	558
DDG	1001	USS MICHAEL MONSOOR	CNSP	SSD	2021	PSA	4/1/2021	8/31/2021	153
CG	65	USS CHOSIN	SEA 21	SSD	2021	REINT	4/19/2021	8/16/2021	120
DDG	104	USS STERETT	CNSP	SSD	2021	SRA2-1	5/3/2021	10/22/2021	173
LSD	A	LSD-A	CNSP	SSD	2021	SRA	5/3/2021	5/20/2022	383
CG	59	USS PRINCETON	CNSP	SSD	2021	SRA4-2	5/10/2021	3/11/2022	306
DDG	113	USS JOHN FINN	CNSP	SSD	2021	SRA1-1	5/17/2021	10/15/2021	152
DDG	59	USS RUSSELL	CNSP	SSD	2021	SRA3-2	7/26/2021	9/30/2022	432
LPD	25	USS SOMERSET	CNSP	SSD	2021	SRA1-2	7/26/2021	6/24/2022	334
LHD	8	USS MAKIN ISLAND	CNSP	SSD	2021	PMA2-1	8/2/2021	3/25/2022	236
LPD	22	USS SAN DIEGO	CNSP	SSD	2021	DSRA1	9/13/2021	12/16/2022	460
LPD	27	USS PORTLAND	CNSP	SSD	2021	SRA1-1	9/13/2021	6/3/2022	264
LSD	52	USS PEARL HARBOR	CNSP	SSD	2021	SRA3-2	9/13/2021	7/8/2022	299

FY Total Man-Days Estimate **1,515,928**

"Intent of this information is to provide U.S. DoD industry contractors a general schedule for information and planning purposes for upcoming surface ship maintenance periods- It does not constitute any request for information or request for proposals or any commitment to contract for work in accordance with this plan. This information is to assist U.S. DoD industry contractors by providing a broad overview of frequently changing (driven by U.S. Navy operations) maintenance schedules and is not a guarantee of workload or exact ship schedules"

Distribution Statement A: Approved for Public Release; Distribution is unlimited.

SWRMC Private Sector
Workload Forecast with MOD estimates (no AIT) FY22
Industry Forecast - as of 01 OCT 2019

CG / LSD Modernization | Coast Wide Bid (Duration > 10 Months) | DDG 1000 Ship

FY22

Class	Hull	Ship Name	TYCOM	NSA	Fiscal Year	Assigned Avail Number	Start Date	End Date	Duration
CVN	70	USS CARL VINSON	CNAP	SSD	2022	PIA3	6/15/2022	12/15/2022	184
LHD	2	USS ESSEX	CNSP	SSD	2022	DPMA3	10/11/2021	10/28/2022	383
DDG	90	USS CHAFEE	CNSP	SSD	2022	DMP	10/18/2021	2/10/2023	481
DDG	91	USS PINCKNEY	CNSP	SSD	2022	DMP	10/18/2021	3/17/2023	516
CG	73	USS PORT ROYAL	CNSP	SSD	2022	DSRA3	11/15/2021	3/17/2023	488
CG	57	USS LAKE CHAMPLAIN	CNSP	SSD	2022	SRA4-1	2/7/2022	7/1/2022	145
DDG	105	USS DEWEY	CNSP	SSD	2022	SRA2-1	2/21/2022	7/15/2022	145
CG	63	USS COWPENS	CNSP	SSD	2022	SRA4-1	3/7/2022	8/12/2022	159
DDG	77	USS O'KANE	CNSP	SSD	2022	SRA3-1	3/14/2022	8/5/2022	145
DDG	123	USS LENAH H. SUTCLIFFE HIGBEE	CNSP	SSD	2022	PSA	6/27/2022	10/4/2022	100
LPD	23	USS ANCHORAGE	CNSP	SSD	2022	DSRA1	6/27/2022	6/9/2023	348
CG	71	USS CAPE ST. GEORGE	SEA 21	SSD	2022	REINT	8/8/2022	12/5/2022	120
LHD	6	USS BONHOMME RICHARD	CNSP	SSD	2022	PMA4-1	8/29/2022	5/19/2023	264
DDG	C	DDG-C	CNSP	SSD	2022	SRA	9/12/2022	3/3/2023	173

FY Total Man-Days Estimate 2,100,464

"Intent of this information is to provide U.S. DoD industry contractors a general schedule for information and planning purposes for upcoming surface ship maintenance periods- It does not constitute any request for information or request for proposals or any commitment to contract for work in accordance with this plan. This information is to assist U.S. DoD industry contractors by providing a broad overview of frequently changing (driven by U.S. Navy operations) maintenance schedules and is not a guarantee of workload or exact ship schedules"

Distribution Statement A: Approved for Public Release; Distribution is unlimited.

SERMC Private Sector

Workload Color Legend: CM, O Level, CG, DDG, FF, LCS, LHD, LPD, LSD, PC, CG / LSD Modernization Program, PSA, Coast-Wide Contracting Strategy (CWB), CG / LSD Mod Program (CWB)

Black Dash Line: Surge Capacity — 01MAY2019 WORKLOAD — Green Dash Line: Port Estimated Capacity

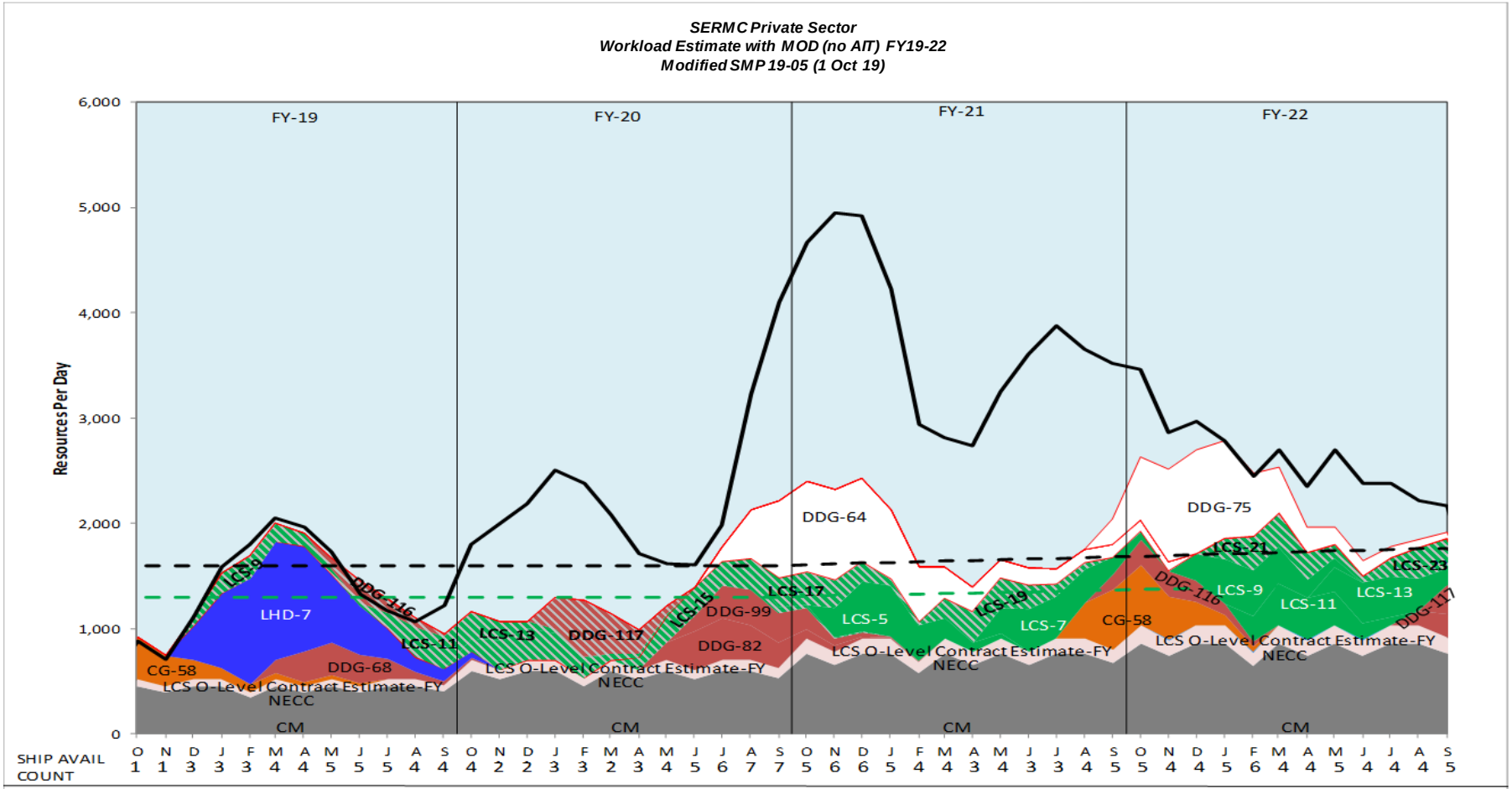

Total FY Man-Days	361,328	469,957	519,057	649,088
Average FY Man-Days	1,451	1,855	2,085	2,594

Distribution Statement A: Approved for Public Release; Distribution is unlimited.

SERMC Private Sector
Workload Forecast with MOD estimates (no AIT) FY19 - FY22
Industry Forecast - as of 01 OCT 2019

CG / LSD Modernization Coast Wide Bid (Duration > 10 Months)

FY19

Class	Hull	Ship Name	TYCOM	NSA	Fiscal Year	Assigned Avail Number	Start Date	End Date	Duration
LCS	9	USS LITTLE ROCK	CNSL	SJACK	2019	PSA	12/10/2018	7/13/2019	216
LHD	7	USS IWO JIMA	CNSL	SJACK	2019	PMA2-2	12/27/2018	8/23/2019	240
DDG	68	USS THE SULLIVANS	CNSL	SJACK	2019	SRA3-2	3/4/2019	12/20/2019	292
DDG	116	USS THOMAS HUDNER	CNSL	SJACK	2019	PSA	5/28/2019	9/17/2019	113
LCS	13	USS WICHITA	CNSL	SJACK	2019	PSA	7/29/2019	2/28/2020	215

FY Total Man-Days Estimate 361,328

FY20

Class	Hull	Ship Name	TYCOM	NSA	Fiscal Year	Assigned Avail Number	Start Date	End Date	Duration
LCS	11	USS SIOUX CITY	CNSL	SJACK	2020	PSA	10/14/2019	5/15/2020	215
DDG	117	USS PAUL IGNATIUS	CNSL	SJACK	2020	PSA	1/27/2020	5/15/2020	110
LCS	15	USS BILLINGS	CNSL	SJACK	2020	PSA	4/6/2020	12/4/2020	243
DDG	82	USS LASSEN	CNSL	SJACK	2020	SRA3-1	5/18/2020	1/1/2021	229
DDG	99	USS FARRAGUT	CNSL	SJACK	2020	SRA2-1	6/1/2020	2/5/2021	250
DDG	64	USS CARNEY	CNSL	SJACK	2020	EDSRA	7/13/2020	11/19/2021	495
LCS	17	USS INDIANAPOLIS	CNSL	SJACK	2020	PSA	8/3/2020	3/5/2021	215

FY Total Man-Days Estimate 469,957

FY21

Class	Hull	Ship Name	TYCOM	NSA	Fiscal Year	Assigned Avail Number	Start Date	End Date	Duration
LCS	5	USS MILWAUKEE	CNSL	SJACK	2021	SRA1	11/30/2020	4/23/2021	145
LCS	19	USS ST LOUIS	CNSL	SJACK	2021	PSA	3/1/2021	8/31/2021	184
LCS	7	USS DETROIT	CNSL	SJACK	2021	SRA1	5/24/2021	9/24/2021	124
CG	58	USS PHILIPPINE SEA	CNSL	SJACK	2021	SRA4-1	8/16/2021	2/4/2022	173
DDG	116	USS THOMAS HUDNER	CNSL	SJACK	2021	SRA1-1	9/13/2021	2/4/2022	145
DDG	75	USS DONALD COOK	CNSL	SJACK	2021	EDSRA	9/13/2021	9/16/2022	369

FY Total Man-Days Estimate 519,057

FY22

Class	Hull	Ship Name	TYCOM	NSA	Fiscal Year	Assigned Avail Number	Start Date	End Date	Duration
LCS	9	USS LITTLE ROCK	CNSL	SJACK	2022	SRA1	12/6/2021	5/13/2022	159
LCS	21	USS MINNEAPOLIS ST PAUL	CNSL	SJACK	2022	PSA	1/1/2022	6/30/2022	181
LCS	11	USS SIOUX CITY	CNSL	SJACK	2022	SRA1	2/21/2022	6/24/2022	124
LPD	21	USS NEW YORK	CNSL	SJACK	2022	SRA2-1	3/7/2022	2/3/2023	334
LCS	13	USS WICHITA	CNSL	SJACK	2022	SRA1	5/23/2022	9/23/2022	124
LCS	23	USS COOPERSTOWN	CNSL	SJACK	2022	PSA	7/1/2022	12/31/2022	184
DDG	117	USS PAUL IGNATIUS	CNSL	SJACK	2022	SRA1-1	8/29/2022	1/20/2023	145
DDG	68	USS THE SULLIVANS	CNSL	SJACK	2022	DSRA3	9/12/2022	6/9/2023	271

FY Total Man-Days Estimate 649,088

"Intent of this information is to provide U.S. DoD industry contractors a general schedule for information and planning purposes for upcoming surface ship maintenance periods- It does not constitute any request for information or request for proposals or any commitment to contract for work in accordance with this plan. This information is to assist U.S. DoD industry contractors by providing a broad overview of frequently changing (driven by U.S. Navy operations) maintenance schedules and is not a guarantee of workload or exact ship schedules"

Distribution Statement A: Approved for Public Release; Distribution is unlimited.

NWRMC Private Sector

Workload Color Legend: CM | Small Craft | S/Y Contracting | CVN | DDG | Coast-Wide Contracting Strategy (CWB) | CG / LSD Mod Program (CWB) | CG / LSD Modernization Program | PSA | Black Dash Line: Surge Capacity | 01MAY2019 WORKLOAD | Green Dash Line: Port Estimated Capacity

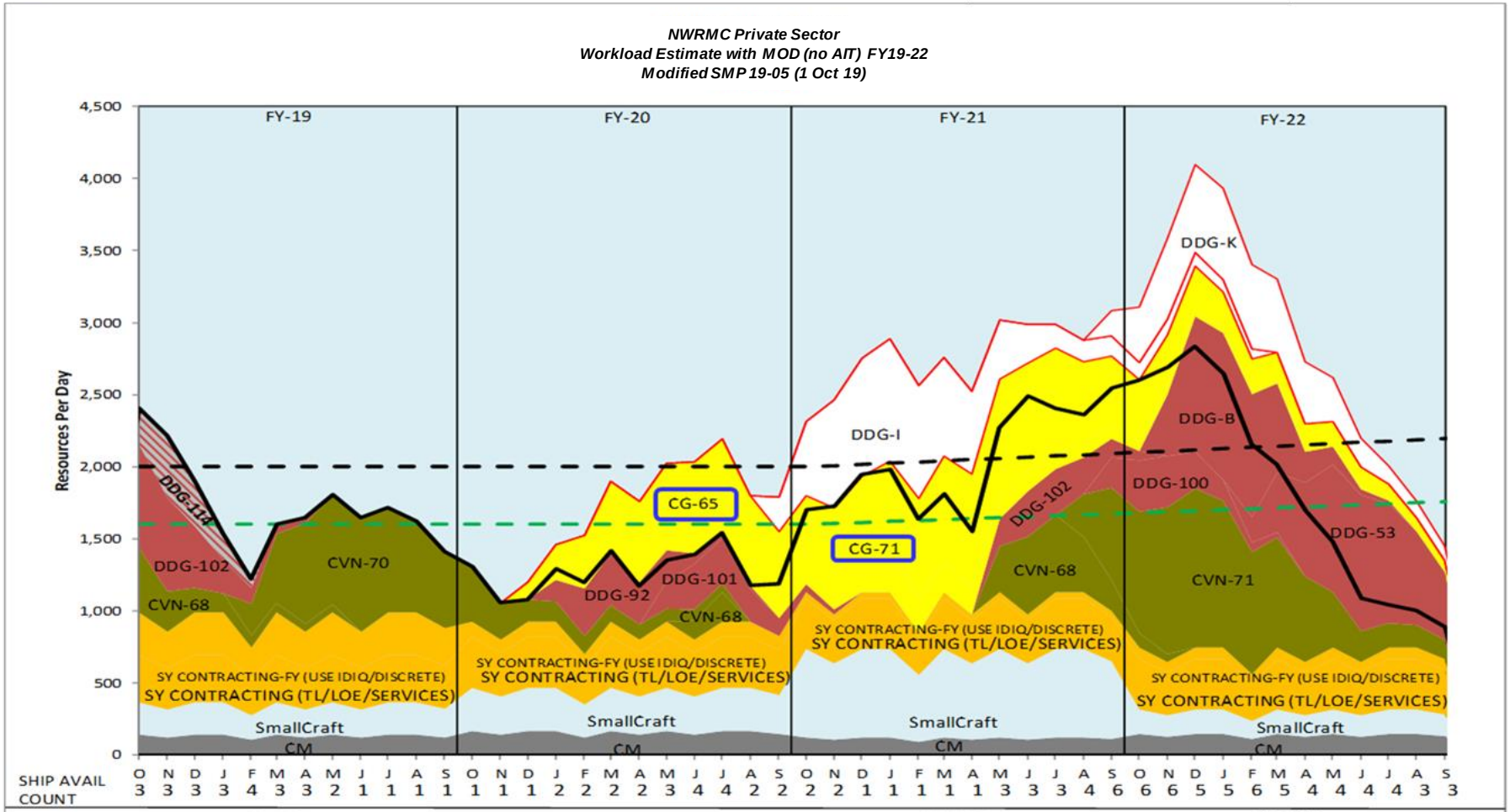

	FY19	FY20	FY21	FY22
Total FY Man-Days	434,407	423,529	696,093	706,614
Average FY Man-Days	1,728	1,670	2,769	2,848

Distribution Statement A: Approved for Public Release; Distribution is unlimited.

NWRMC Private Sector
Workload Forecast with MOD estimates (no AIT) FY19 - FY22
Industry Forecast - as of 01 OCT 2019

CG / LSD Modernization Coast Wide Bid (Duration > 10 Months)

FY19

Class	Hull	Ship Name	TYCOM	NSA	Fiscal Year	Assigned Avail Number	Start Date	End Date	Duration
CVN	70	USS CARL VINSON	CNAP	SPUGT	2019	DPIA3	2/28/2019	7/31/2020	520
DDG	114	USS RALPH JOHNSON	CNSP	SPUGT	2019	PSA	10/22/2018	2/28/2019	130

FY Total Man-Days Estimate 434,407

FY20

Class	Hull	Ship Name	TYCOM	NSA	Fiscal Year	Assigned Avail Number	Start Date	End Date	Duration
CVN	68	USS NIMITZ	CNAP	SPUGT	2020	CIA	6/9/2020	7/24/2020	46
CG	65	USS CHOSIN	SEA 21	SPUGT	2020	MODPRD	12/16/2019	6/17/2022	915
DDG	92	USS MOMSEN	CNSP	SPUGT	2020	SRA2-2	1/6/2020	8/14/2020	222
DDG	101	USS GRIDLEY	CNSP	SPUGT	2020	SRA2-1	5/4/2020	11/6/2020	187
DDG	I	DDG-I	CNSP	SPUGT	2020	DMP	9/14/2020	2/18/2022	523

FY Total Man-Days Estimate 423,529

FY21

Class	Hull	Ship Name	TYCOM	NSA	Fiscal Year	Assigned Avail Number	Start Date	End Date	Duration
CVN	68	USS NIMITZ	CNAP	SPUGT	2021	PIA3	5/1/2021	11/2/2021	186
CVN	71	USS THEODORE ROOSEVELT	CNAP	SPUGT	2021	DPIA3	8/21/2021	12/21/2022	488
CG	71	USS CAPE ST. GEORGE	SEA 21	SPUGT	2021	MODPRD	10/5/2020	1/13/2023	831
DDG	102	USS SAMPSON	CNSP	SPUGT	2021	SRA2-1	5/10/2021	10/22/2021	166
DDG	100	USS KIDD	CNSP	SPUGT	2021	SRA2-2	9/20/2021	3/18/2022	180
DDG	K	DDG-K	CNSP	SPUGT	2021	DMP	9/27/2021	2/24/2023	516

FY Total Man-Days Estimate 696,093

FY21

Class	Hull	Ship Name	TYCOM	NSA	Fiscal Year	Assigned Avail Number	Start Date	End Date	Duration
DDG	B	DDG-B	CNSP	SPUGT	2022	DSRA	11/1/2021	7/8/2022	250
DDG	53	USS JOHN PAUL JONES	CNSP	SPUGT	2022	DSRA3	2/7/2022	4/21/2023	439

FY Total Man-Days Estimate 706,614

"Intent of this information is to provide U.S. DoD industry contractors a general schedule for information and planning purposes for upcoming surface ship maintenance periods- It does not constitute any request for information or request for proposals or any commitment to contract for work in accordance with this plan. This information is to assist U.S. DoD industry contractors by providing a broad overview of frequently changing (driven by U.S. Navy operations) maintenance schedules and is not a guarantee of workload or exact ship schedules"

Distribution Statement A: Approved for Public Release; Distribution is unlimited.

HRMC Private Sector

Workload Color Legend: CM CG DDG PSA

Black Dash Line: Surge Capacity — 01MAY2019 WORKLOAD — Green Dash Line: Port Estimated Capacity

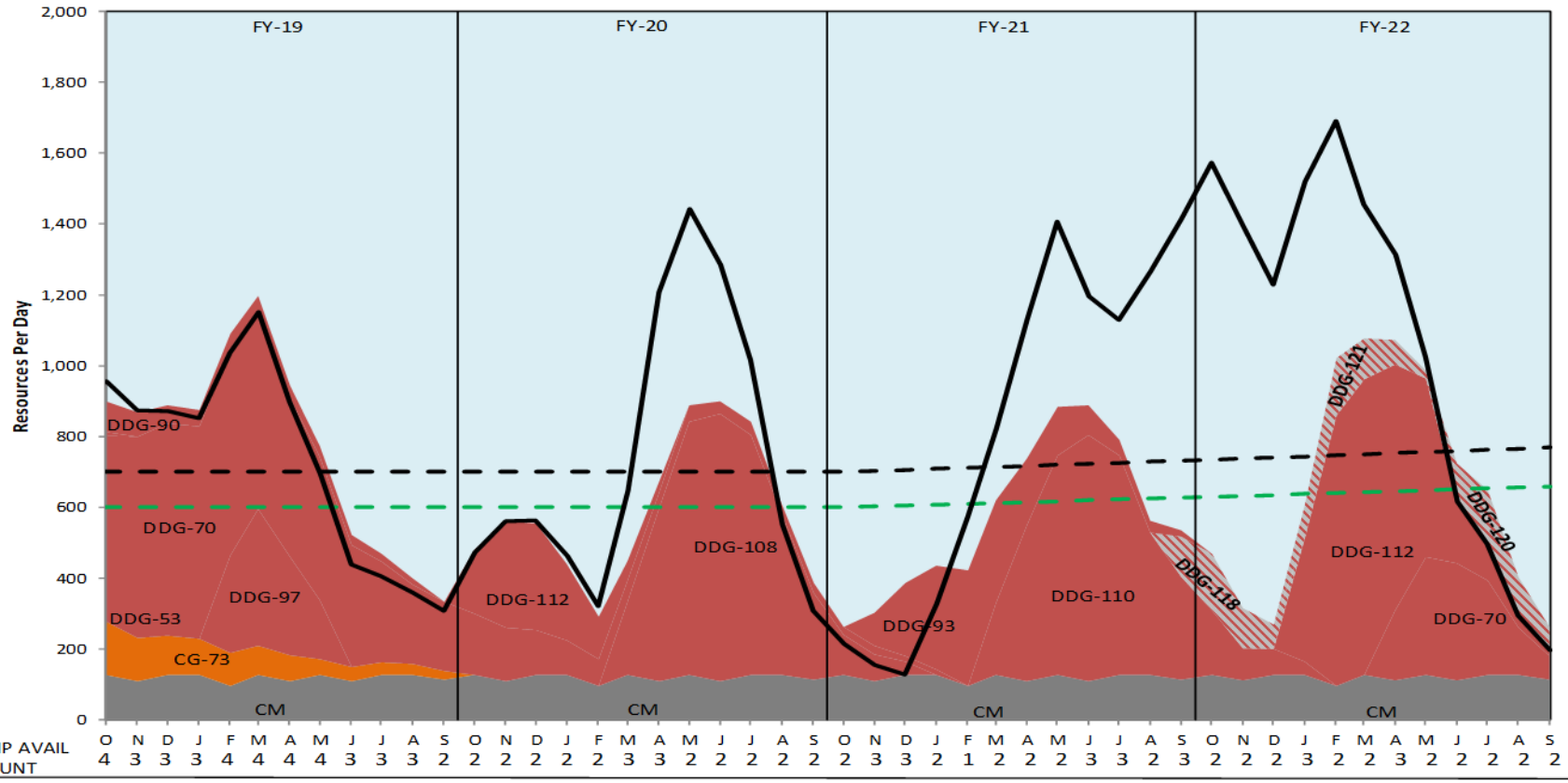

	FY19	FY20	FY21	FY22
Total FY Man-Days	193,715	150,376	144,302	163,828
Average FY Man-Days	771	590	569	654

Distribution Statement A: Approved for Public Release; Distribution is unlimited.

HRMC Private Sector
Workload Forecast with MOD estimates (no AIT) FY19 - FY22
Industry Forecast - as of 01 OCT 2019

CG / LSD Modernization Coast Wide Bid (Duration > 10 Months)

FY19

Class	Hull	Ship Name	TYCOM	NSA	Fiscal Year	Assigned Avail Number	Start Date	End Date	Duration
DDG	97	USS HALSEY	CNSP	SSDPH	2019	SIA	2/18/2019	5/24/2019	96

FY Total Man-Days Estimate **193,715**

FY20

Class	Hull	Ship Name	TYCOM	NSA	Fiscal Year	Assigned Avail Number	Start Date	End Date	Duration
DDG	112	USS MICHAEL MURPHY	CNSP	SSDPH	2020	SRA1-2	10/30/2019	4/26/2020	180
DDG	108	USS WAYNE E. MEYER	CNSP	SSDPH	2020	DSRA1	3/16/2020	12/4/2020	264

FY Total Man-Days Estimate **150,376**

FY21

Class	Hull	Ship Name	TYCOM	NSA	Fiscal Year	Assigned Avail Number	Start Date	End Date	Duration
DDG	93	USS CHUNG-HOON	CNSP	SSDPH	2021	SRA2-2	11/30/2020	9/24/2021	299
DDG	110	USS WILLIAM P. LAWRENCE	CNSP	SSDPH	2021	DSRA1	3/1/2021	1/21/2022	327
DDG	118	USS DANIEL INOUYE	CNSP	SSDPH	2021	PSA	9/7/2021	12/15/2021	100
DDG	97	USS HALSEY	CNSP	SSDPH	2021	SRA2-2	11/1/2021	6/17/2022	229

FY Total Man-Days Estimate **144,302**

FY22

Class	Hull	Ship Name	TYCOM	NSA	Fiscal Year	Assigned Avail Number	Start Date	End Date	Duration
DDG	112	USS MICHAEL MURPHY	CNSP	SSDPH	2022	DSRA1	1/10/2022	9/30/2022	264
DDG	121	USS FRANK E. PETERSEN JR	CNSP	SSDPH	2022	PSA	1/24/2022	5/2/2022	99
DDG	70	USS HOPPER	CNSP	SSDPH	2022	SRA3-1	4/11/2022	9/23/2022	166
DDG	120	USS CARL M. LEVIN	CNSP	SSDPH	2022	PSA	6/20/2022	9/27/2022	100

FY Total Man-Days Estimate **163,828**

"Intent of this information is to provide U.S. DoD industry contractors a general schedule for information and planning purposes for upcoming surface ship maintenance periods- It does not constitute any request for information or request for proposals or any commitment to contract for work in accordance with this plan. This information is to assist U.S. DoD industry contractors by providing a broad overview of frequently changing (driven by U.S. Navy operations) maintenance schedules and is not a guarantee of workload or exact ship schedules"

Distribution Statement A: Approved for Public Release; Distribution is unlimited.