MARMC / SWRMC / SERMC / NWRMC / HRMC / FDRMC/ Total Private Sector Workload Estimate including MOD estimates (no AIT) FY18 - FY25 as of 01 SEP 2018

Industry Version Q4 M3

"Intent of this information is to provide U.S. DoD industry contractors a general schedule for information and planning purposes for upcoming surface ship maintenance periods- It does not constitute any request for information or request for proposals or any commitment to contract for work in accordance with this plan. This information is to assist U.S. DoD industry contractors by providing a broad overview of frequently changing (driven by U.S. Navy operations) maintenance schedules and is not a guarantee of workload or exact ship schedules"

"Distribution Statement A: Approved for Public Release; Distribution is unlimited."

MARMC Private Sector
Workload Forecast with MOD estimates (no AIT) FY18 - FY21
Industry Forecast - as of 01 SEP 2018

Workload Color Legend: CM, Small Craft, NECC, S/Y Contracting, AFDL, CG, CVN, DDG, LHD, LPD, LSD, PC, CG / LSD Modernization Program, Coast-Wide Contracting Strategy (CWB), CG / LSD Mod Program (CWB)

Green Dash Line 3-Year Historical Worklaod Average=5,368 RPD — Black Dash Line: Industry Provided SURGE Capacity = 8,000 RPD — 01AUG2018 WORKLOAD

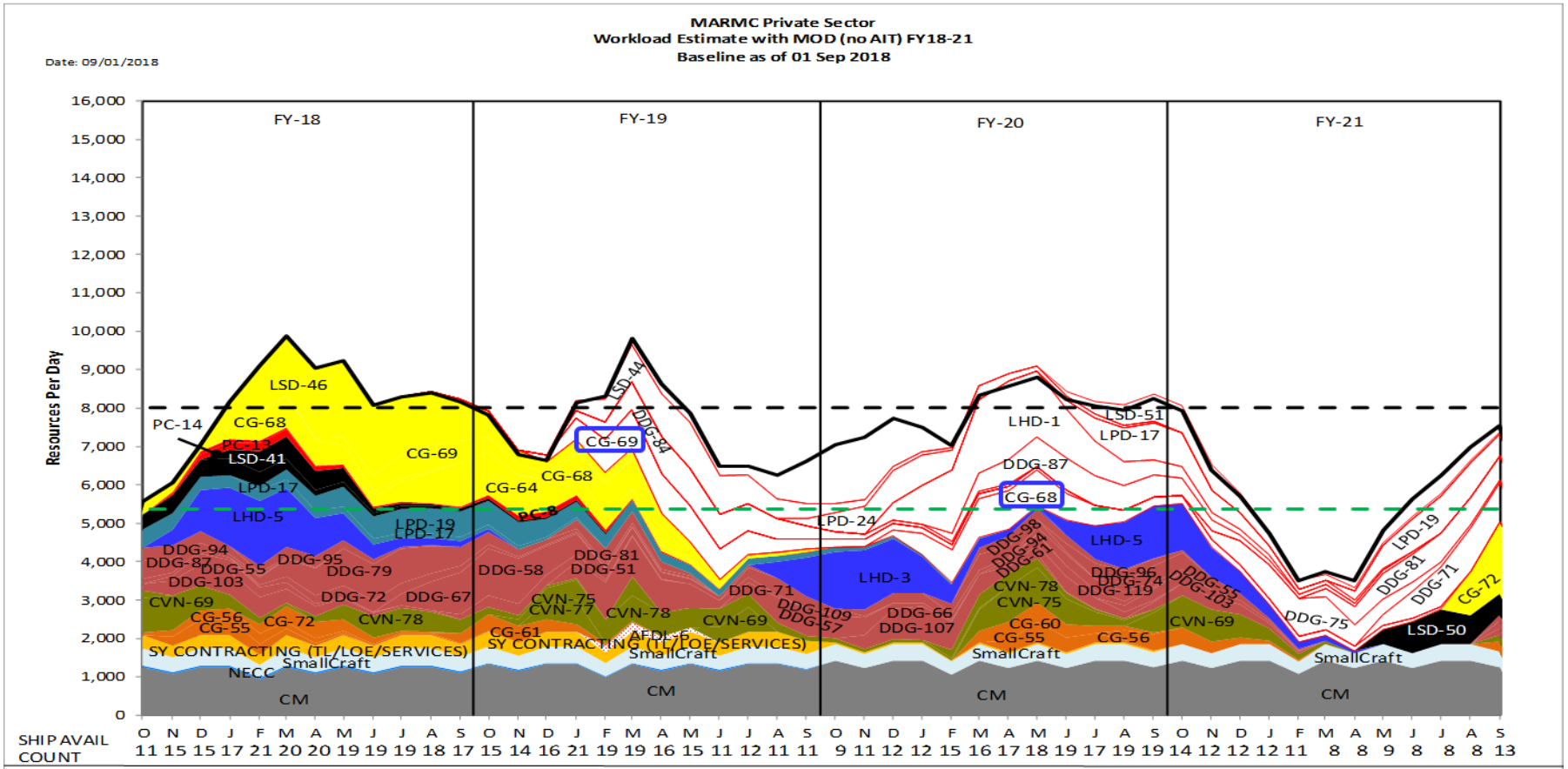

"Intent of this information is to provide U.S. DoD industry contractors a general schedule for information and planning purposes for upcoming surface ship maintenance periods- It does not constitute any request for information or request for proposals or any commitment to contract for work in accordance with this plan. This information is to assist U.S. DoD industry contractors by providing a broad overview of frequently changing (driven by U.S. Navy operations) maintenance schedules and is not a guarantee of workload or exact ship schedules"

"Distribution Statement A: Approved for Public Release; Distribution is unlimited."

MARMC Private Sector
Workload Forecast with MOD estimates (no AIT) FY18 - FY19
Industry Forecast - as of 01 SEP 2018

CG / LSD Modernization Coast Wide Bid (Duration > 10 Months)

FY18

Class	Hull	Ship Name	TYCOM	NSA	Fiscal Year	Assigned Avail Number	Start Date	End Date	Duration
CVN	78	USS GERALD R. FORD	CNAL	SPORT	2018	SRA	4/28/2018	1/13/2019	261
CG	56	USS SAN JACINTO	CNSL	SPORT	2018	SRA4-1	10/9/2017	10/12/2018	369
DDG	103	USS TRUXTUN	CNSL	SPORT	2018	DSRA1	10/9/2017	8/31/2018	327
CG	55	USS LEYTE GULF	CNSL	SPORT	2018	SRA4-1	11/6/2017	5/18/2018	194
LHD	5	USS BATAAN	CNSL	SPORT	2018	PMA3-1	11/6/2017	10/15/2018	344
DDG	55	USS STOUT	CNSL	SPORT	2018	SRA3-2	11/13/2017	6/15/2018	215
PC	14	USS TORNADO	CNSL	SPORT	2018	EDMAV	11/13/2017	7/18/2018	248
PC	13	USS SHAMAL	CNSL	SPORT	2018	DPMA	11/13/2017	9/22/2018	314
LSD	46	USS TORTUGA	SEA 21	SPORT	2018	MODPRD / SRA	1/8/2018	5/10/2019	488
LSD	50	USS CARTER HALL	CNSL	SPORT	2018	SRA3-1	1/22/2018	9/24/2018	246
CG	68	USS ANZIO	SEA 21	SPORT	2018	SSRA1	1/29/2018	8/3/2018	187
LPD	19	USS MESA VERDE	CNSL	SPORT	2018	DPMA	2/12/2018	5/15/2020	824
CG	72	USS VELLA GULF	CNSL	SPORT	2018	SRA3-2	2/19/2018	8/3/2018	166
DDG	95	USS JAMES E. WILLIAMS	CNSL	SPORT	2018	SRA2-1	2/19/2018	8/31/2018	194
DDG	72	USS MAHAN	CNSL	SPORT	2018	SRA	2/19/2018	5/10/2019	446
DDG	79	USS OSCAR AUSTIN	CNSL	SPORT	2018	DMP	2/19/2018	5/17/2019	453
CG	69	USS VICKSBURG	SEA 21	SPORT	2018	SSRA2	5/8/2018	3/4/2019	301
CG	64	USS GETTYSBURG	SEA 21	SPORT	2018	MODPRD	6/11/2018	9/27/2019	474
DDG	67	USS COLE	CNSL	SPORT	2018	EDSRA	7/30/2018	7/26/2019	362
CG	61	USS MONTEREY	CNSL	SPORT	2018	SRA3-1	9/10/2018	3/29/2019	201
DDG	58	USS LABOON	CNSL	SPORT	2018	SRA3-2	9/17/2018	4/5/2019	201
PC	8	USS ZEPHYR	CNSL	SPORT	2018	DPMA	9/24/2018	9/20/2019	362

FY Total Man-Days Estimate 2,031,859

FY19

Class	Hull	Ship Name	TYCOM	NSA	Fiscal Year	Assigned Avail Number	Start Date	End Date	Duration
CVN	77	USS GEORGE H.W. BUSH	CNAL	SPORT	2019	DPIA	11/6/2018	3/7/2020	488
CVN	75	USS HARRY S. TRUMAN	CNAL	SPORT	2019	CIA	12/5/2018	1/18/2019	45
CVN	78	USS GERALD R. FORD	CNAL	SPORT	2019	CIA 1	3/1/2019	3/30/2019	30
CVN	69	USS DWIGHT D. EISENHOWER	CNAL	SPORT	2019	CIA	6/15/2019	7/29/2019	45
CG	69	USS VICKSBURG	SEA 21	SPORT	2019	MODPRD	12/3/2018	6/5/2020	551
CG	68	USS ANZIO	SEA 21	SPORT	2019	SSRA2	1/2/2019	6/28/2019	178
DDG	84	USS BULKELEY	CNSL	SPORT	2019	DMP	1/7/2019	4/3/2020	453
DDG	51	USS ARLEIGH BURKE	CNSL	SPORT	2019	DSRA3	1/7/2019	8/2/2019	208
LSD	44	USS GUNSTON HALL	CNSL	SPORT	2019	DSRA3	1/7/2019	2/7/2020	397
DDG	81	USS WINSTON S. CHURCHILL	CNSL	SPORT	2019	SRA2-2	1/14/2019	5/24/2019	131
AFDL	6	USS DYNAMIC	CNSL	SPORT	2019	SCO	2/13/2019	5/15/2019	92
LSD	46	USS TORTUGA	SEA 21	SPORT	2019	REINT	7/1/2019	9/27/2019	89
DDG	109	USS JASON DUNHAM	CNSL	SPORT	2019	DSRA1	7/8/2019	2/7/2020	215
DDG	57	USS MITSCHER	CNSL	SPORT	2019	SRA3-1	7/15/2019	11/29/2019	138
LHD	3	USS KEARSARGE	CNSL	SPORT	2019	DPMA3	8/19/2019	5/1/2020	257
LPD	24	USS ARLINGTON	CNSL	SPORT	2019	SRA1-2	9/23/2019	9/25/2020	369
CG	64	USS GETTYSBURG	SEA 21	SPORT	2019	REINT	9/30/2019	1/31/2020	124

FY Total Man-Days Estimate 1,827,827

"Intent of this information is to provide U.S. DoD industry contractors a general schedule for information and planning purposes for upcoming surface ship maintenance periods- It does not constitute any request for information or request for proposals or any commitment to contract for work in accordance with this plan. This information is to assist U.S. DoD industry contractors by providing a broad overview of frequently changing (driven by U.S. Navy operations) maintenance schedules and is not a guarantee of workload or exact ship schedules"

"Distribution Statement A: Approved for Public Release; Distribution is unlimited."

MARMC Private Sector
Workload Forecast with MOD estimates (no AIT) FY20 - FY21
Industry Forecast - as of 01 SEP 2018

CG / LSD Modernization Coast Wide Bid (Duration > 10 Months)

FY20

Class	Hull	Ship Name	TYCOM	NSA	Fiscal Year	Assigned Avail Number	Start Date	End Date	Duration
CVN	78	USS GERALD R. FORD	CNAL	SPORT	2020	PIA1	2/7/2020	8/8/2020	184
CVN	75	USS HARRY S. TRUMAN	CNAL	SPORT	2020	PIA 3	3/18/2020	9/21/2020	188
CVN	69	USS DWIGHT D. EISENHOWER	CNAL	SPORT	2020	PIA 3	9/17/2020	3/18/2021	183
DDG	107	USS GRAVELY	CNSL	SPORT	2020	DSRA1	11/11/2019	7/31/2020	264
DDG	66	USS GONZALEZ	CNSL	SPORT	2020	SRA3-1	11/18/2019	5/1/2020	166
CG	68	USS ANZIO	SEA 21	SPORT	2020	MODPRD	12/2/2019	7/23/2021	600
LHD	1	USS WASP	CNSL	SPORT	2020	PMA	12/2/2019	1/8/2021	404
DDG	87	USS MASON	CNSL	SPORT	2020	DMP	2/3/2020	6/25/2021	509
DDG	94	USS NITZE	CNSL	SPORT	2020	SRA2-2	2/17/2020	6/26/2020	131
CG	60	USS NORMANDY	CNSL	SPORT	2020	SRA3-2	3/23/2020	9/18/2020	180
DDG	98	USS FORREST SHERMAN	CNSL	SPORT	2020	SRA2-1	3/30/2020	9/11/2020	166
CG	55	USS LEYTE GULF	CNSL	SPORT	2020	SRA4-2	4/6/2020	8/28/2020	145
DDG	61	USS RAMAGE	CNSL	SPORT	2020	SRA3-2	4/27/2020	10/9/2020	166
DDG	74	USS MCFAUL	CNSL	SPORT	2020	SRA3-1	5/11/2020	10/23/2020	166
DDG	119	USS DELBERT D. BLACK	CNSL	SPORT	2020	PSA	5/25/2020	9/4/2020	103
DDG	96	USS BAINBRIDGE	CNSL	SPORT	2020	SRA2-2	6/1/2020	10/9/2020	131
CG	69	USS VICKSBURG	SEA 21	SPORT	2020	REINT	6/8/2020	10/2/2020	117
LHD	5	USS BATAAN	CNSL	SPORT	2020	PMA3-2	6/8/2020	4/2/2021	299
LPD	17	USS SAN ANTONIO	CNSL	SPORT	2020	SRA2-1	6/15/2020	5/7/2021	327
LSD	51	USS OAK HILL	CNSL	SPORT	2020	SRA3-2	6/15/2020	9/3/2021	446
DDG	55	USS STOUT	CNSL	SPORT	2020	SRA3-2	8/3/2020	2/19/2021	201
CG	56	USS SAN JACINTO	CNSL	SPORT	2020	SRA4-2	8/17/2020	2/12/2021	180
DDG	95	USS JAMES E. WILLIAMS	CNSL	SPORT	2020	SRA2-2	8/31/2020	2/12/2021	166
DDG	103	USS TRUXTUN	CNSL	SPORT	2020	SRA2-1	9/14/2020	2/19/2021	159

FY Total Man-Days Estimate 1,920,200

FY21

Class	Hull	Ship Name	TYCOM	NSA	Fiscal Year	Assigned Avail Number	Start Date	End Date	Duration
CVN	78	USS GERALD R. FORD	CNAL	SPORT	2021	CIA	9/7/2021	10/22/2021	46
DDG	75	USS DONALD COOK	CNSL	SPORT	2021	EDSRA	11/2/2020	10/8/2021	341
DDG	81	USS WINSTON S. CHURCHILL	CNSL	SPORT	2021	DMP	3/29/2021	8/12/2022	502
LPD	19	USS MESA VERDE	CNSL	SPORT	2021	DSRA1	4/5/2021	4/8/2022	369
DDG	71	USS ROSS	CNSL	SPORT	2021	EDSRA	5/3/2021	4/15/2022	348
LSD	50	USS CARTER HALL	CNSL	SPORT	2021	SRA3-2	5/3/2021	12/3/2021	215
CG	68	USS ANZIO	SEA 21	SPORT	2021	REINT	7/26/2021	11/19/2021	117
CG	72	USS VELLA GULF	CNSL	SPORT	2021	DSRA2	8/23/2021	2/18/2022	180
DDG	72	USS MAHAN	CNSL	SPORT	2021	SRA3-2	9/13/2021	2/25/2022	166
DDG	58	USS LABOON	CNSL	SPORT	2021	SRA3-2	9/20/2021	2/4/2022	138
CG	61	USS MONTEREY	CNSL	SPORT	2021	SRA3-2	9/27/2021	3/11/2022	166
DDG	67	USS COLE	CNSL	SPORT	2021	SRA3-1	9/27/2021	2/25/2022	152

FY Total Man-Days Estimate 1,358,094

"Intent of this information is to provide U.S. DoD industry contractors a general schedule for information and planning purposes for upcoming surface ship maintenance periods- It does not constitute any request for information or request for proposals or any commitment to contract for work in accordance with this plan. This information is to assist U.S. DoD industry contractors by providing a broad overview of frequently changing (driven by U.S. Navy operations) maintenance schedules and is not a guarantee of workload or exact ship schedules"

"Distribution Statement A: Approved for Public Release; Distribution is unlimited."

MARMC Private Sector
Workload Forecast with MOD estimates (no AIT) FY22 - FY25
Industry Forecast - as of 01 SEP 2018

Workload Color Legend: CM | Small Craft | NECC | S/Y Contracting | AFDL | CG | CVN | DDG | LHD | LPD | LSD | PC | CG / LSD Modernization Program | Coast-Wide Contracting Strategy (CWB) | CG / LSD Mod Program (CWB)

Green Dash Line 3-Year Historical Worklaod Average=5,368 RPD | Black Dash Line: Industry Provided SURGE Capacity = 8,000 RPD | 01AUG2018 WORKLOAD

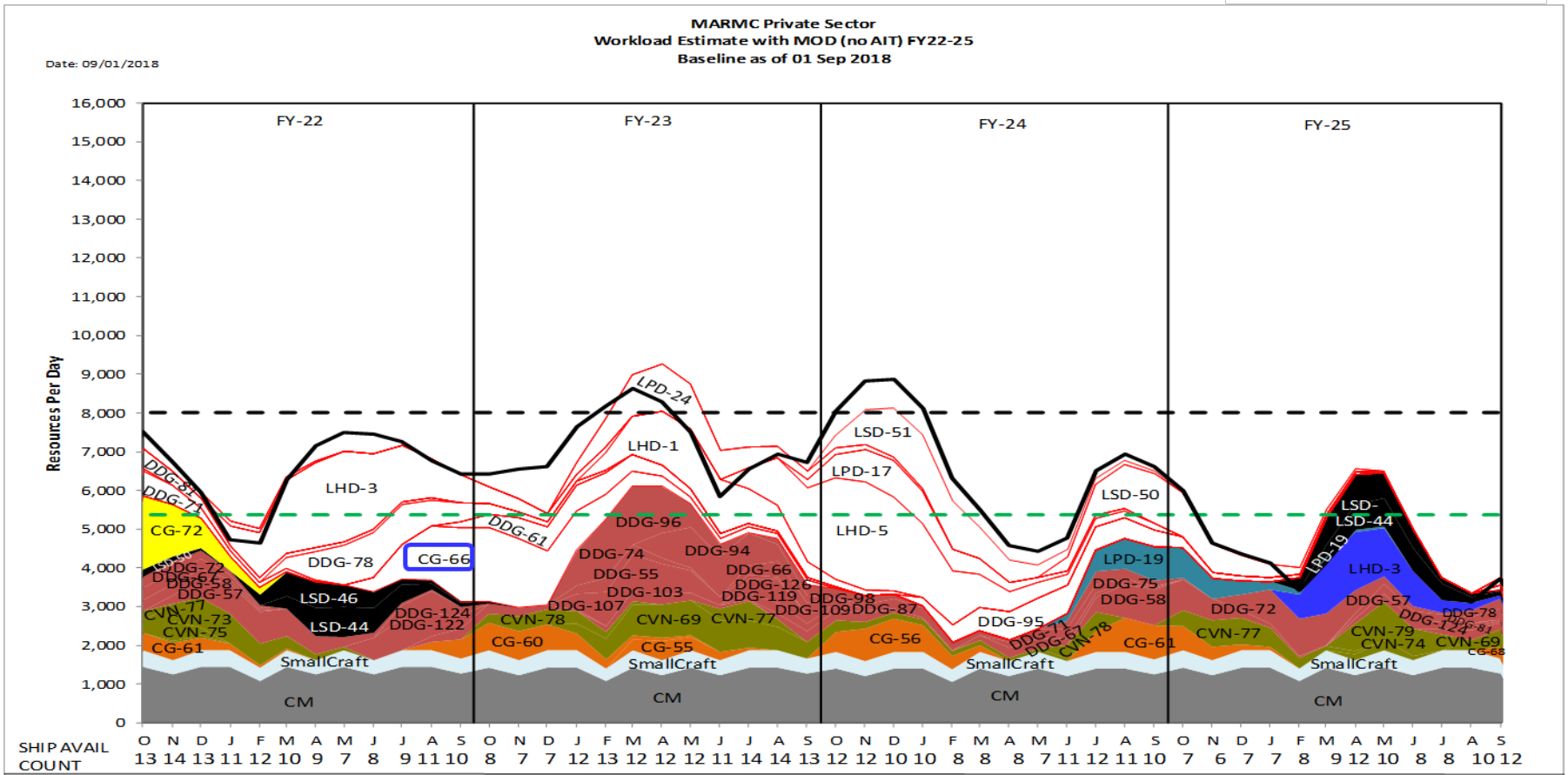

	FY-22	FY-23	FY-24	FY-25
Total FY Man-Days	1,631,923	1,807,088	1,541,094	1,195,790
Average FY Man-Days	6,486	7,219	6,182	4,780

"Intent of this information is to provide U.S. DoD industry contractors a general schedule for information and planning purposes for upcoming surface ship maintenance periods- It does not constitute any request for information or request for proposals or any commitment to contract for work in accordance with this plan. This information is to assist U.S. DoD industry contractors by providing a broad overview of frequently changing (driven by U.S. Navy operations) maintenance schedules and is not a guarantee of workload or exact ship schedules"

"Distribution Statement A: Approved for Public Release; Distribution is unlimited."

MARMC Private Sector
Workload Forecast with MOD estimates (no AIT) FY22 - FY23
Industry Forecast - as of 01 SEP 2018

CG / LSD Modernization Coast Wide Bid (Duration > 10 Months)

FY22

Class	Hull	Ship Name	TYCOM	NSA	Fiscal Year	Assigned Avail Number	Start Date	End Date	Duration
CVN	75	USS HARRY S. TRUMAN	CNAL	SPORT	2022	CIA	10/21/2021	12/5/2021	46
CVN	73	USS GEORGE WASHINGTON	CNAL	SPORT	2022	CIA (R)	11/1/2021	12/30/2021	60
CVN	77	USS GEORGE H.W. BUSH	CNAL	SPORT	2022	PIA 2	11/15/2021	5/21/2022	188
DDG	57	USS MITSCHER	CNSL	SPORT	2022	DSRA3	11/8/2021	8/12/2022	278
LHD	3	USS KEARSARGE	CNSL	SPORT	2022	DPMA3	1/10/2022	2/13/2023	400
LSD	46	USS TORTUGA	CNSL	SPORT	2022	SRA3-1	2/14/2022	9/30/2022	229
DDG	78	USS PORTER	CNSL	SPORT	2022	EDSRA	3/14/2022	2/17/2023	341
LSD	44	USS GUNSTON HALL	CNSL	SPORT	2022	SRA4-1	3/14/2022	10/14/2022	215
CG	66	USS HUE CITY	SEA 21	SPORT	2022	MODPRD	6/6/2022	9/29/2023	481
DDG	122	USS JOHN BASILONE	CNSL	SPORT	2022	PSA	6/6/2022	9/16/2022	103
DDG	124	USS HARVEY C BARNUM JR	CNSL	SPORT	2022	PSA	7/11/2022	9/23/2022	75
CG	60	USS NORMANDY	CNSL	SPORT	2022	DSRA3	8/22/2022	5/12/2023	264
DDG	107	USS GRAVELY	CNSL	SPORT	2022	SRA	8/22/2022	1/6/2023	138
DDG	61	USS RAMAGE	CNSL	SPORT	2022	DSRA3	9/19/2022	10/6/2023	383

FY Total Man-Days Estimate **1,631,923**

FY23

Class	Hull	Ship Name	TYCOM	NSA	Fiscal Year	Assigned Avail Number	Start Date	End Date	Duration
CVN	78	USS GERALD R. FORD	CNAL	SPORT	2023	PIA 1	10/1/2022	3/31/2023	182
CVN	69	USS DWIGHT D. EISENHOWER	CNAL	SPORT	2023	DPIA3	1/30/2023	6/1/2024	489
CVN	77	USS GEORGE H.W. BUSH	CNAL	SPORT	2023	CIA	6/20/2023	8/4/2023	46
DDG	74	USS MCFAUL	CNSL	SPORT	2023	SRA3-2	1/16/2023	5/26/2023	131
DDG	96	USS BAINBRIDGE	CNSL	SPORT	2023	DSRA2	1/23/2023	6/23/2023	152
DDG	55	USS STOUT	CNSL	SPORT	2023	DSRA3	1/23/2023	8/18/2023	208
LPD	24	USS ARLINGTON	CNSL	SPORT	2023	DSRA1	1/23/2023	1/12/2024	355
DDG	103	USS TRUXTUN	CNSL	SPORT	2023	SRA2-2	2/6/2023	7/21/2023	166
LHD	1	USS WASP	CNSL	SPORT	2023	PMA4-1	2/6/2023	12/8/2023	306
CG	55	USS LEYTE GULF	CNSL	SPORT	2023	SRA4-2	3/13/2023	7/21/2023	131
DDG	94	USS NITZE	CNSL	SPORT	2023	DSRA2	4/10/2023	9/8/2023	152
DDG	66	USS GONZALEZ	CNSL	SPORT	2023	SRA3-2	7/10/2023	11/17/2023	131
DDG	126	USS LOUIS H WILSON JR	CNSL	SPORT	2023	PSA	7/10/2023	9/22/2023	75
DDG	119	USS DELBERT D. BLACK	CNSL	SPORT	2023	SRA1-1	7/10/2023	11/17/2023	131
LHD	5	USS BATAAN	CNSL	SPORT	2023	DPMA3	7/17/2023	9/6/2024	418
DDG	109	USS JASON DUNHAM	CNSL	SPORT	2023	SRA2-1	8/21/2023	2/9/2024	173
DDG	98	USS FORREST SHERMAN	CNSL	SPORT	2023	SRA2-2	8/28/2023	1/12/2024	138
LPD	17	USS SAN ANTONIO	CNSL	SPORT	2023	SRA2-2	9/18/2023	8/9/2024	327

FY Total Man-Days Estimate **1,807,088**

"Intent of this information is to provide U.S. DoD industry contractors a general schedule for information and planning purposes for upcoming surface ship maintenance periods- It does not constitute any request for information or request for proposals or any commitment to contract for work in accordance with this plan. This information is to assist U.S. DoD industry contractors by providing a broad overview of frequently changing (driven by U.S. Navy operations) maintenance schedules and is not a guarantee of workload or exact ship schedules"

"Distribution Statement A: Approved for Public Release; Distribution is unlimited."

MARMC Private Sector
Workload Forecast with MOD estimates (no AIT) FY24 - FY25
Industry Forecast - as of 01 SEP 2018

CG / LSD Modernization Coast Wide Bid (Duration > 10 Months)

FY24

Class	Hull	Ship Name	TYCOM	NSA	Fiscal Year	Assigned Avail Number	Start Date	End Date	Duration
CVN	78	USS GERALD R. FORD	CNAL	SPORT	2024	CIA	6/1/2024	7/15/2024	45
CG	56	USS SAN JACINTO	CNSL	SPORT	2024	DSRA4	10/16/2023	3/15/2024	152
LSD	51	USS OAK HILL	CNSL	SPORT	2024	DSRA3	10/30/2023	9/6/2024	313
DDG	87	USS MASON	CNSL	SPORT	2024	SRA3-1	11/13/2023	4/5/2024	145
DDG	95	USS JAMES E. WILLIAMS	CNSL	SPORT	2024	DMP	1/29/2024	5/16/2025	474
DDG	67	USS COLE	CNSL	SPORT	2024	SRA3-2	3/25/2024	9/6/2024	166
DDG	71	USS ROSS	CNSL	SPORT	2024	SRA3-1	4/15/2024	9/27/2024	166
LSD	50	USS CARTER HALL	CNSL	SPORT	2024	DSRA3	6/3/2024	4/25/2025	327
DDG	75	USS DONALD COOK	CNSL	SPORT	2024	SRA3-1	6/17/2024	10/25/2024	131
LPD	19	USS MESA VERDE	CNSL	SPORT	2024	SRA2-2	6/24/2024	5/9/2025	320
CG	61	USS MONTEREY	CNSL	SPORT	2024	DSRA3	7/8/2024	1/24/2025	201
DDG	58	USS LABOON	CNSL	SPORT	2024	DSRA3	7/8/2024	3/14/2025	250

FY Total Man-Days Estimate **1,541,094**

FY25

Class	Hull	Ship Name	TYCOM	NSA	Fiscal Year	Assigned Avail Number	Start Date	End Date	Duration
CVN	77	USS GEORGE H.W. BUSH	CNSL	SPORT	2025	PIA	10/1/2024	4/2/2025	184
CVN	74	USS JOHN C. STENNIS	CNSL	SPORT	2025	CIA	4/15/2025	6/13/2025	60
CVN	79	USS JOHN F. KENNEDY	CNSL	SPORT	2025	SRA	4/21/2025	7/20/2025	91
CVN	69	USS DWIGHT D. EISENHOWER	CNSL	SPORT	2025	CIA	8/31/2025	10/15/2025	46
DDG	72	USS MAHAN	CNSL	SPORT	2025	DSRA3	12/2/2024	8/29/2025	271
LHD	3	USS KEARSARGE	CNSL	SPORT	2025	PMA4-2	2/3/2025	9/5/2025	215
LSD	46	USS TORTUGA	CNSL	SPORT	2025	PMA4-2	2/10/2025	9/12/2025	215
LSD	44	USS GUNSTON HALL	CNSL	SPORT	2025	SRA4-2	3/10/2025	10/10/2025	215
DDG	57	USS MITSCHER	CNSL	SPORT	2025	SRA	4/7/2025	9/19/2025	166
DDG	124	USS HARVEY C BARNUM JR	CNSL	SPORT	2025	SRA1-1	4/14/2025	9/19/2025	159
DDG	122	USS JOHN BASILONE	CNSL	SPORT	2025	SRA1-1	7/14/2025	11/21/2025	131
DDG	81	USS WINSTON S. CHURCHILL	CNSL	SPORT	2025	SRA	8/11/2025	1/30/2026	173
DDG	78	USS PORTER	CNSL	SPORT	2025	SRA3-1	8/25/2025	1/9/2026	138
CG	68	USS ANZIO	CNSL	SPORT	2025	SRA4-1	9/8/2025	1/16/2026	131
DDG	98	USS FORREST SHERMAN	CNSL	SPORT	2025	DMP	9/8/2025	12/4/2026	453
DDG	103	USS TRUXTUN	CNSL	SPORT	2025	DMP	9/15/2025	3/26/2027	558

FY Total Man-Days Estimate **1,195,790**

"Intent of this information is to provide U.S. DoD industry contractors a general schedule for information and planning purposes for upcoming surface ship maintenance periods- It does not constitute any request for information or request for proposals or any commitment to contract for work in accordance with this plan. This information is to assist U.S. DoD industry contractors by providing a broad overview of frequently changing (driven by U.S. Navy operations) maintenance schedules and is not a guarantee of workload or exact ship schedules"

"Distribution Statement A: Approved for Public Release; Distribution is unlimited."

SWRMC Private Sector
Workload Forecast with MOD estimates (no AIT) FY18 - FY21
Industry Forecast - as of 01 SEP 2018

Workload Color Legend: CM, NECC, CG, CVN, DDG 1000, DDG, FFG, LCS, LHA, LHD, LPD, LSD, MCM, CG / LSD Modernization Program, Coast-Wide Contracting Strategy (CWB), CG / LSD Mod Program (CWB)

Green Dash Line 3-Year Historical Workload Average= 5,743 RPD — Black Dash Line: (135% of Historical Workload Average) Surge Capacity= 7,752 RPD (Industry provided threshold under review) — 01AUG2018 WORKLOAD

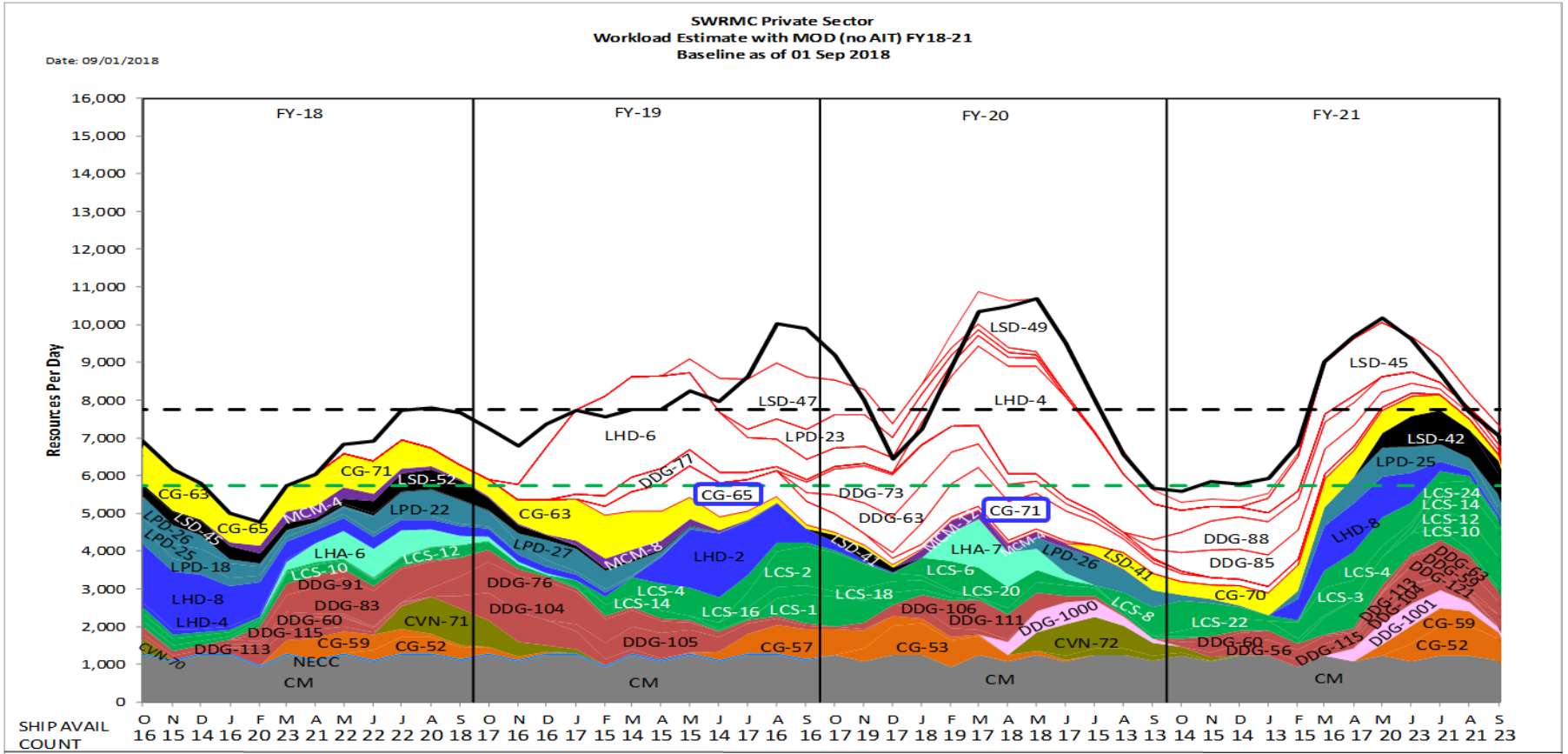

"Intent of this information is to provide U.S. DoD industry contractors a general schedule for information and planning purposes for upcoming surface ship maintenance periods- It does not constitute any request for information or request for proposals or any commitment to contract for work in accordance with this plan. This information is to assist U.S. DoD industry contractors by providing a broad overview of frequently changing (driven by U.S. Navy operations) maintenance schedules and is not a guarantee of workload or exact ship schedules"

"Distribution Statement A: Approved for Public Release; Distribution is unlimited."

SWRMC Private Sector
Workload Forecast with MOD estimates (no AIT) FY18 - FY19
Industry Forecast - as of 01 SEP 2018

CG / LSD Modernization | Coast Wide Bid (Duration > 10 Months) | DDG 1000 Ship

FY18

Class	Hull	Ship Name	TYCOM	NSA	Fiscal Year	Assigned Avail Number	Start Date	End Date	Duration
CVN	71	USS THEODORE ROOSEVELT	CNAP	SSD	2018	PIA3	7/15/2018	1/16/2019	186
DDG	113	USS JOHN FINN	CNSP	SSD	2018	PSA	1/22/2018	7/27/2018	187
MCM	4	USS CHAMPION	CNSP	SSD	2018	DSRA4	1/29/2018	1/25/2019	362
DDG	91	USS PINCKNEY	CNSP	SSD	2018	SRA2-1	2/12/2018	8/31/2018	201
DDG	83	USS HOWARD	CNSP	SSD	2018	DMP	2/26/2018	5/31/2019	460
DDG	115	USS RAFAEL PERALTA	CNSP	SSD	2018	PSA	2/26/2018	7/31/2018	156
LCS	10	USS GABRIELLE GIFFORDS	CNSP	SSD	2018	PSA	2/26/2018	9/30/2018	217
CG	59	USS PRINCETON	CNSP	SSD	2018	SRA3-1	3/5/2018	9/27/2018	207
CG	71	USS CAPE ST. GEORGE	SEA 21	SSD	2018	SSRA1	3/19/2018	1/11/2019	299
LHA	6	USS AMERICA	CNSP	SSD	2018	PMA1-1	3/19/2018	12/7/2018	264
LSD	52	USS PEARL HARBOR	CNSP	SSD	2018	SRA3-1	5/21/2018	5/31/2019	376
LPD	22	USS SAN DIEGO	CNSP	SSD	2018	SRA1-2	5/29/2018	4/1/2019	308
CG	52	USS BUNKER HILL	CNSP	SSD	2018	SRA3-2	6/25/2018	12/14/2018	173
LCS	12	USS OMAHA	CNSP	SSD	2018	PSA	7/1/2018	1/31/2019	215
DDG	76	USS HIGGINS	CNSP	SSD	2018	EDSRA	8/27/2018	9/20/2019	390
DDG	104	USS STERETT	CNSP	SSD	2018	DSRA1	9/24/2018	5/10/2019	229

FY Total Man-Days Estimate **1,530,098**

FY19

Class	Hull	Ship Name	TYCOM	NSA	Fiscal Year	Assigned Avail Number	Start Date	End Date	Duration
CG	63	USS COWPENS	SEA 21	SSD	2019	MODPRD	10/1/2018	12/28/2019	454
LHD	6	USS BONHOMME RICHARD	CNSP	SSD	2019	DPMA3	11/5/2018	5/15/2020	558
LPD	27	USS PORTLAND	CNSP	SSD	2019	PSA	11/13/2018	7/19/2019	249
LCS	14	USS MANCHESTER	CNSP	SSD	2019	PSA	1/7/2019	7/31/2019	206
DDG	77	USS O'KANE	CNSP	SSD	2019	ESRA	1/14/2019	1/24/2020	376
MCM	8	USS SCOUT	CNSP	SSD	2019	DSRA4	1/14/2019	8/17/2019	216
DDG	105	USS DEWEY	CNSP	SSD	2019	DSRA1	1/28/2019	11/15/2019	292
CG	65	USS CHOSIN	SEA 21	SSD	2019	MODPRD	2/2/2019	6/2/2020	487
LCS	4	USS CORONADO	CNSP	SSD	2019	DSRA1	2/9/2019	11/1/2019	266
LHD	2	USS ESSEX	CNSP	SSD	2019	PMA3-2	4/8/2019	12/6/2019	243
LSD	47	USS RUSHMORE	CNSP	SSD	2019	DSRA3	5/6/2019	5/1/2020	362
LCS	16	USS TULSA	CNSP	SSD	2019	PSA	6/1/2019	11/5/2019	158
CG	57	USS LAKE CHAMPLAIN	CNSP	SSD	2019	DSRA3	6/4/2019	3/24/2020	295
LCS	2	USS INDEPENDENCE	CNSP	SSD	2019	DSRA1	7/1/2019	2/27/2020	242
LPD	23	USS ANCHORAGE	CNSP	SSD	2019	SRA1-2	7/8/2019	7/17/2020	376
LCS	1	USS FREEDOM	CNSP	SSD	2019	DSRA1	8/5/2019	2/21/2020	201
DDG	73	USS DECATUR	CNSP	SSD	2019	EDSRA	9/3/2019	9/25/2020	389
DDG	63	USS STETHEM	CNAP	SSD	2019	EDSRA	9/16/2019	10/9/2020	390

FY Total Man-Days Estimate **2,005,454**

"Intent of this information is to provide U.S. DoD industry contractors a general schedule for information and planning purposes for upcoming surface ship maintenance periods- It does not constitute any request for information or request for proposals or any commitment to contract for work in accordance with this plan. This information is to assist U.S. DoD industry contractors by providing a broad overview of frequently changing (driven by U.S. Navy operations) maintenance schedules and is not a guarantee of workload or exact ship schedules"

"Distribution Statement A: Approved for Public Release; Distribution is unlimited."

SWRMC Private Sector
Workload Forecast with MOD estimates (no AIT) FY20
Industry Forecast - as of 01 SEP 2018

CG / LSD Modernization | Coast Wide Bid (Duration > 10 Months) | DDG 1000 Ship

FY20

Class	Hull	Ship Name	TYCOM	NSA	Fiscal Year	Assigned Avail Number	Start Date	End Date	Duration
CVN	72	USS ABRAHAM LINCOLN	CNAP	SSD	2020	PIA2	5/7/2020	11/7/2020	185
CVN	71	USS THEODORE ROOSEVELT	CNAP	SSD	2020	CIA	6/11/2020	12/12/2020	185
CG	63	USS COWPENS	SEA 21	SSD	2020	REINT	11/1/2019	2/28/2020	120
LCS	18	USS CHARLESTON	CNSP	SSD	2020	PSA	10/1/2019	3/31/2020	183
LSD	41	USS WHIDBEY ISLAND	SEA 21	SSD	2020	ICMAV	10/1/2019	12/30/2019	91
CG	53	USS MOBILE BAY	CNSP	SSD	2020	DSRA3	11/18/2019	6/5/2020	201
DDG	106	USS STOCKDALE	CNSP	SSD	2020	SRA2-1	11/18/2019	4/24/2020	159
CG	71	USS CAPE ST. GEORGE	SEA 21	SSD	2020	MODPRD	12/4/2019	6/2/2021	547
LCS	6	USS JACKSON	CNSP	SSD	2020	DSRA1	1/6/2020	7/2/2020	179
LHD	4	USS BOXER	CNSP	SSD	2020	DPMA3	1/13/2020	4/30/2021	474
MCM	12	USS ARDENT	CNSP	SSD	2020	SRA4-1	1/13/2020	4/21/2020	100
DDG	111	USS SPRUANCE	CNSP	SSD	2020	DSRA1	1/20/2020	8/21/2020	215
LHA	7	USS TRIPOLI	CNSP	SSD	2020	PSA	2/1/2020	6/30/2020	151
LSD	49	USS HARPERS FERRY	CNSP	SSD	2020	DSRA3	2/10/2020	2/5/2021	362
LCS	20	USS CINCINNATI	CNSP	SSD	2020	PSA	4/1/2020	10/31/2020	214
MCM	4	USS CHAMPION	CNSP	SSD	2020	SRA5-1	4/1/2020	8/11/2020	133
DDG	1000	USS ZUMWALT	CNSP	SSD	2020	PSA	4/6/2020	9/25/2020	173
LPD	26	USS JOHN P MURTHA	CNSP	SSD	2020	SRA1-1	5/4/2020	1/8/2021	250
CG	65	USS CHOSIN	SEA 21	SSD	2020	REINT	6/3/2020	9/30/2020	120
LSD	41	USS WHIDBEY ISLAND	SEA 21	SSD	2020	SSRA	7/1/2020	12/30/2020	183
LCS	8	USS MONTGOMERY	CNSP	SSD	2020	DSRA1	8/17/2020	2/12/2021	180
DDG	88	USS PREBLE	CNSP	SSD	2020	DMP	9/14/2020	2/4/2022	509
DDG	85	USS MCCAMPBELL	CNSP	SSD	2020	DMP	9/14/2020	2/4/2022	509

FY Total Man-Days Estimate **2,188,066**

"Intent of this information is to provide U.S. DoD industry contractors a general schedule for information and planning purposes for upcoming surface ship maintenance periods- It does not constitute any request for information or request for proposals or any commitment to contract for work in accordance with this plan. This information is to assist U.S. DoD industry contractors by providing a broad overview of frequently changing (driven by U.S. Navy operations) maintenance schedules and is not a guarantee of workload or exact ship schedules"

"Distribution Statement A: Approved for Public Release; Distribution is unlimited."

SWRMC Private Sector
Workload Forecast with MOD estimates (no AIT) FY21
Industry Forecast - as of 01 SEP 2018

CG / LSD Modernization | Coast Wide Bid (Duration > 10 Months) | DDG 1000 Ship

FY21

Class	Hull	Ship Name	TYCOM	NSA	Fiscal Year	Assigned Avail Number	Start Date	End Date	Duration
LCS	22	USS KANSAS CITY	CNSP	SSD	2021	PSA	10/1/2020	3/31/2021	182
DDG	83	USS HOWARD	CNSP	SSD	2021	SIA	10/14/2020	12/23/2020	71
DDG	60	USS PAUL HAMILTON	CNSP	SSD	2021	SRA3-1	10/26/2020	5/7/2021	194
DDG	56	USS JOHN S. MCCAIN	CNSP	SSD	2021	SRA4-1	11/9/2020	6/25/2021	229
CG	70	USS LAKE ERIE	SEA 21	SSD	2021	SRA3-1	11/16/2020	3/11/2022	481
DDG	115	USS RAFAEL PERALTA	CNSP	SSD	2021	SRA1-1	1/11/2021	6/25/2021	166
LSD	45	USS COMSTOCK	CNSP	SSD	2021	DSRA3	1/25/2021	1/21/2022	362
LCS	3	USS FORT WORTH	CNSP	SSD	2021	SRA1	2/15/2021	6/18/2021	124
LHD	8	USS MAKIN ISLAND	CNSP	SSD	2021	PMA2-1	2/15/2021	9/7/2021	205
LPD	25	USS SOMERSET	CNSP	SSD	2021	SRA1-2	2/15/2021	12/10/2021	299
DDG	113	USS JOHN FINN	CNSP	SSD	2021	SRA1-1	3/15/2021	8/20/2021	159
LCS	4	USS CORONADO	CNSP	SSD	2021	DSRA	3/15/2021	9/10/2021	180
LCS	10	USS GABRIELLE GIFFORDS	CNSP	SSD	2021	DSRA	3/15/2021	9/10/2021	180
DDG	1001	USS MICHAEL MONSOOR	CNSP	SSD	2021	PSA	4/5/2021	9/24/2021	173
DDG	76	USS HIGGINS	CNSP	SSD	2021	SIA	4/14/2021	6/23/2021	71
DDG	121	USS FRANK E PETERSEN JR	CNSP	SSD	2021	PSA	5/3/2021	8/23/2021	113
DDG	104	USS STERETT	CNSP	SSD	2021	SRA2-1	5/3/2021	9/24/2021	145
LSD	42	USS GERMANTOWN	CNSP	SSD	2021	SRA4-2	5/3/2021	12/10/2021	222
CG	59	USS PRINCETON	CNSP	SSD	2021	SRA3-2	5/10/2021	10/15/2021	159
LCS	24	USS OAKLAND	CNSP	SSD	2021	PSA	6/1/2021	11/30/2021	183
CG	71	USS CAPE ST. GEORGE	SEA 21	SSD	2021	REINT	6/3/2021	9/30/2021	120
CG	52	USS BUNKER HILL	CNSP	SSD	2021	DSRA3	6/14/2021	12/10/2021	180
DDG	59	USS RUSSELL	CNSP	SSD	2021	SRA3-2	6/21/2021	12/3/2021	166
LCS	12	USS OMAHA	CNSP	SSD	2021	DSRA1	7/12/2021	1/7/2022	180
LCS	14	USS MANCHESTER	CNSP	SSD	2021	DSRA1	7/12/2021	1/7/2022	180
DDG	63	USS STETHEM	CNSP	SSD	2021	SRA4-1	7/14/2021	11/17/2021	127
DDG	120	USS CARL M. LEVIN	CNSP	SSD	2021	PSA	9/6/2021	12/14/2021	100
LPD	22	USS SAN DIEGO	CNSP	SSD	2021	DSRA1	9/13/2021	12/5/2022	449
LPD	27	USS PORTLAND	CNSP	SSD	2021	SRA1-1	9/13/2021	4/22/2022	222
LSD	52	USS PEARL HARBOR	CNSP	SSD	2021	SRA3-2	9/13/2021	4/22/2022	222

FY Total Man-Days Estimate **1,918,955**

"Intent of this information is to provide U.S. DoD industry contractors a general schedule for information and planning purposes for upcoming surface ship maintenance periods- It does not constitute any request for information or request for proposals or any commitment to contract for work in accordance with this plan. This information is to assist U.S. DoD industry contractors by providing a broad overview of frequently changing (driven by U.S. Navy operations) maintenance schedules and is not a guarantee of workload or exact ship schedules"

"Distribution Statement A: Approved for Public Release; Distribution is unlimited."

SWRMC Private Sector
Workload Forecast with MOD estimates (no AIT) FY22 - FY25
Industry Forecast - as of 01 SEP 2018

Workload Color Legend: CM, NECC, CG, CVN, DDG 1000, DDG, FFG, LCS, LHA, LHD, LPD, LSD, MCM, CG / LSD Modernization Program, Coast-Wide Contracting Strategy (CWB), CG / LSD Mod Program (CWB)

Green Dash Line 3-Year Historical Workload Average= 5,743 RPD — Black Dash Line: (135% of Historical Workload Average) Surge Capacity = 7,752 RPD (Industry provided threshold under review) — 01AUG2018 WORKLOAD

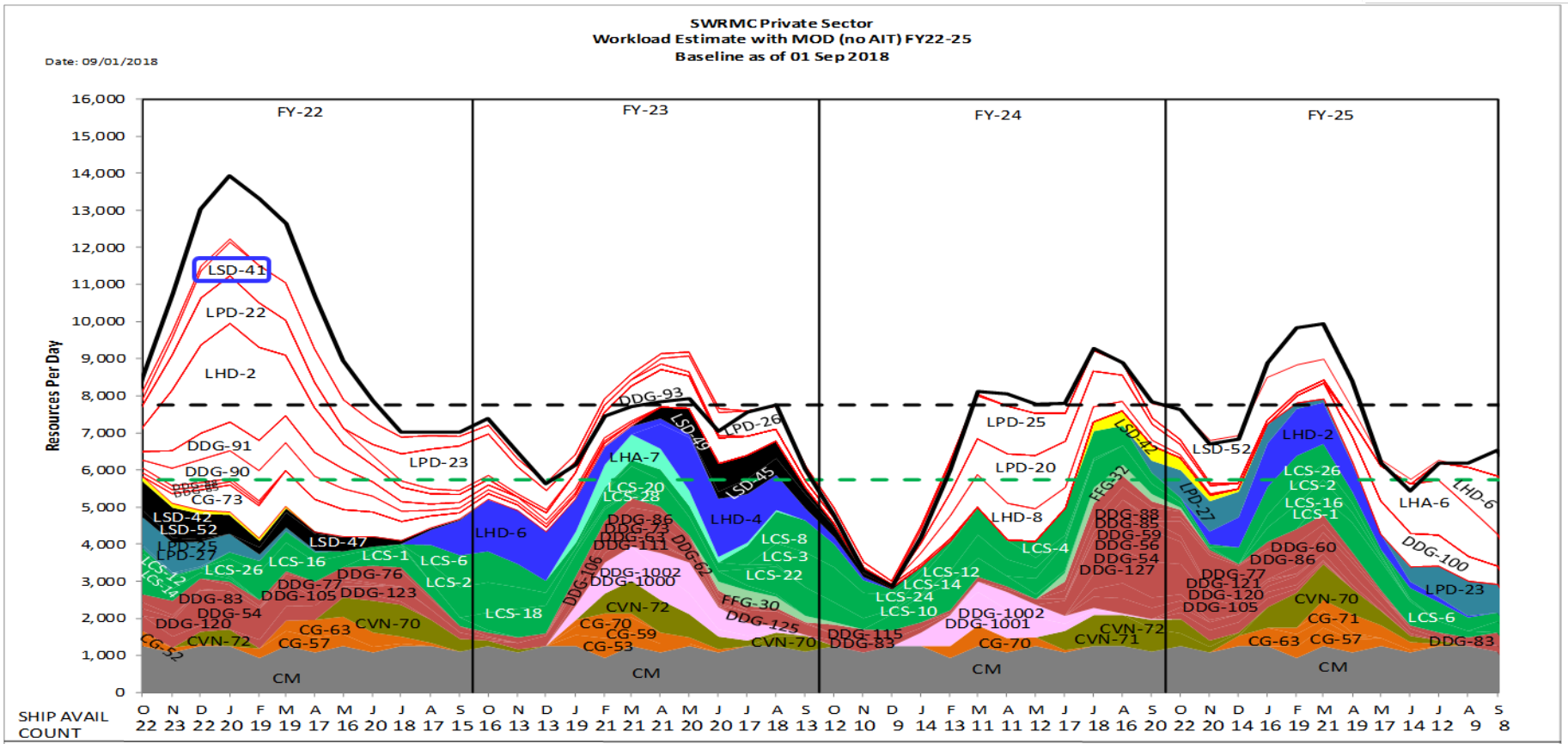

	FY-22	FY-23	FY-24	FY-25
Total FY Man-Days	2,271,595	1,861,264	1,669,443	1,778,961
Average FY Man-Days	9,109	7,454	6,580	7,121

"Intent of this information is to provide U.S. DoD industry contractors a general schedule for information and planning purposes for upcoming surface ship maintenance periods- It does not constitute any request for information or request for proposals or any commitment to contract for work in accordance with this plan. This information is to assist U.S. DoD industry contractors by providing a broad overview of frequently changing (driven by U.S. Navy operations) maintenance schedules and is not a guarantee of workload or exact ship schedules"

"Distribution Statement A: Approved for Public Release; Distribution is unlimited."

SWRMC Private Sector
Workload Forecast with MOD estimates (no AIT) FY22
Industry Forecast - as of 01 SEP 2018

CG / LSD Modernization | Coast Wide Bid (Duration > 10 Months) | DDG 1000 Ship

FY22

Class	Hull	Ship Name	TYCOM	NSA	Fiscal Year	Assigned Avail Number	Start Date	End Date	Duration
CVN	72	USS ABRAHAM LINCOLN	CNAP	SSD	2022	CIA	12/7/2021	1/21/2022	46
CVN	70	USS CARL VINSON	CNAP	SSD	2022	PIA3	5/6/2022	11/6/2022	185
LSD	41	USS WHIDBEY ISLAND	SEA 21	SSD	2022	MODPRD	10/1/2021	6/30/2023	638
LHD	2	USS ESSEX	CNSP	SSD	2022	DPMA3	10/11/2021	10/28/2022	383
DDG	91	USS PINCKNEY	CNSP	SSD	2022	DMP	10/18/2021	3/17/2023	516
DDG	90	USS CHAFEE	CNSP	SSD	2022	DMP	10/18/2021	2/10/2023	481
DDG	83	USS HOWARD	CNSP	SSD	2022	SRA3-1	10/20/2021	2/16/2022	120
DDG	54	USS CURTIS WILBUR	CNSP	SSD	2022	DSRA3	11/1/2021	7/8/2022	250
CG	73	USS PORT ROYAL	SEA 21	SSD	2022	DSRA	11/15/2021	3/17/2023	488
LCS	26	USS MOBILE	CNSP	SSD	2022	PSA	1/3/2022	6/30/2022	179
LCS	16	USS TULSA	CNSP	SSD	2022	DSRA1	1/10/2022	7/8/2022	180
DDG	86	USS SHOUP	CNSP	SSD	2022	SIA	1/12/2022	3/23/2022	71
CG	57	USS LAKE CHAMPLAIN	CNSP	SSD	2022	SRA4-1	2/7/2022	7/1/2022	145
LSD	47	USS RUSHMORE	CNSP	SSD	2022	SRA4-1	2/14/2022	9/16/2022	215
DDG	105	USS DEWEY	CNSP	SSD	2022	SRA2-1	2/21/2022	7/15/2022	145
CG	63	USS COWPENS	CNSP	SSD	2022	SRA4-1	3/7/2022	8/12/2022	159
DDG	77	USS O'KANE	CNSP	SSD	2022	SRA3-2	3/14/2022	8/5/2022	145
DDG	73	USS DECATUR	CNSP	SSD	2022	SIA	3/23/2022	6/1/2022	71
DDG	76	USS HIGGINS	CNSP	SSD	2022	SRA3-1	6/15/2022	10/12/2022	120
DDG	123	USS LENAH H SUTCLIFFE HIGBEE	CNSP	SSD	2022	PSA	6/27/2022	10/4/2022	100
LCS	1	USS FREEDOM	CNSP	SSD	2022	SRA2	6/27/2022	10/28/2022	124
LPD	23	USS ANCHORAGE	CNSP	SSD	2022	DSRA1	6/27/2022	6/9/2023	348
LCS	2	USS INDEPENDENCE	CNSP	SSD	2022	DSRA2	8/15/2022	2/10/2023	180
LCS	6	USS JACKSON	CNSP	SSD	2022	DSRA2	8/15/2022	2/10/2023	180
LHD	6	USS BONHOMME RICHARD	CNSP	SSD	2022	PMA4-1	8/29/2022	5/19/2023	264

FY Total Man-Days Estimate **2,271,595**

"Intent of this information is to provide U.S. DoD industry contractors a general schedule for information and planning purposes for upcoming surface ship maintenance periods- It does not constitute any request for information or request for proposals or any commitment to contract for work in accordance with this plan. This information is to assist U.S. DoD industry contractors by providing a broad overview of frequently changing (driven by U.S. Navy operations) maintenance schedules and is not a guarantee of workload or exact ship schedules"

"Distribution Statement A: Approved for Public Release; Distribution is unlimited."

SWRMC Private Sector
Workload Forecast with MOD estimates (no AIT) FY23
Industry Forecast - as of 01 SEP 2018

CG / LSD Modernization | Coast Wide Bid (Duration > 10 Months) | DDG 1000 Ship

FY23

Class	Hull	Ship Name	TYCOM	NSA	Fiscal Year	Assigned Avail Number	Start Date	End Date	Duration
CVN	72	USS ABRAHAM LINCOLN	CNAP	SSD	2023	PIA2	2/23/2023	8/23/2023	182
CVN	70	USS CARL VINSON	CNAP	SSD	2023	CIA	8/14/2023	9/28/2023	46
LCS	18	USS CHARLESTON	CNSP	SSD	2023	DSRA1	10/3/2022	3/31/2023	180
DDG	83	USS HOWARD	CNSP	SSD	2023	SIA	10/19/2022	12/18/2022	61
DDG	111	USS SPRUANCE	CNSP	SSD	2023	SRA2-1	11/28/2022	4/28/2023	152
DDG	93	USS CHUNG-HOON	CNSP	SSD	2023	DMP	12/5/2022	2/23/2024	446
CG	65	USS CHOSIN	CNSP	SSD	2023	SRA4-1	1/9/2023	6/16/2023	159
DDG	106	USS STOCKDALE	CNSP	SSD	2023	SRA2-2	1/9/2023	6/2/2023	145
DDG	62	USS FITZGERALD	CNSP	SSD	2023	SRA4-1	1/9/2023	6/2/2023	145
DDG	86	USS SHOUP	CNSP	SSD	2023	SRA3-1	1/11/2023	5/10/2023	120
CG	53	USS MOBILE BAY	CNSP	SSD	2023	SRA4-1	1/16/2023	5/19/2023	124
LHA	7	USS TRIPOLI	CNSP	SSD	2023	PMA1-1	1/17/2023	8/31/2023	227
CG	70	USS LAKE ERIE	SEA 21	SSD	2023	SIA	1/18/2023	3/29/2023	71
DDG	1000	USS ZUMWALT	CNSP	SSD	2023	DSRA	1/23/2023	9/15/2023	236
LCS	20	USS CINCINNATI	CNSP	SSD	2023	DSRA1	2/6/2023	8/4/2023	180
DDG	73	USS DECATUR	CNSP	SSD	2023	SRA3-1	3/1/2023	6/28/2023	120
LCS	28	USS SAVANNAH	CNSP	SSD	2023	PSA	3/1/2023	8/31/2023	184
DDG	63	USS STETHEM	CNSP	SSD	2023	SRA4-2	3/6/2023	7/7/2023	124
LPD	26	USS JOHN P MURTHA	CNSP	SSD	2023	SRA1-2	4/3/2023	3/22/2024	355
LSD	49	USS HARPERS FERRY	CNSP	SSD	2023	SRA4-1	4/10/2023	11/24/2023	229
DDG	1002	USS LYNDON B. JOHNSON	CNSP	SSD	2023	PSA	4/17/2023	8/11/2023	117
LHD	4	USS BOXER	CNSP	SSD	2023	PMA4-1	4/17/2023	11/17/2023	215
LSD	45	USS COMSTOCK	CNSP	SSD	2023	SRA4-1	6/12/2023	1/26/2024	229
FFG	30	USS NO NAME	CNSP	SSD	2023	PSA	6/20/2023	10/7/2023	110
DDG	76	USS HIGGINS	CNSP	SSD	2023	SIA	6/28/2023	9/6/2023	71
LSD	41	USS WHIDBEY ISLAND	SEA 21	SSD	2023	REINT	7/1/2023	9/30/2023	92
LCS	22	USS KANSAS CITY	CNSP	SSD	2023	DSRA1	7/10/2023	1/5/2024	180
LCS	8	USS MONTGOMERY	CNSP	SSD	2023	DSRA2	7/10/2023	1/5/2024	180
DDG	125	USS JACK H LUCAS	CNSP	SSD	2023	PSA	7/15/2023	10/25/2023	103
LCS	3	USS FORT WORTH	CNSP	SSD	2023	DSRA	8/28/2023	2/23/2024	180

FY Total Man-Days Estimate **1,861,264**

"Intent of this information is to provide U.S. DoD industry contractors a general schedule for information and planning purposes for upcoming surface ship maintenance periods- It does not constitute any request for information or request for proposals or any commitment to contract for work in accordance with this plan. This information is to assist U.S. DoD industry contractors by providing a broad overview of frequently changing (driven by U.S. Navy operations) maintenance schedules and is not a guarantee of workload or exact ship schedules"

"Distribution Statement A: Approved for Public Release; Distribution is unlimited."

SWRMC Private Sector
Workload Forecast with MOD estimates (no AIT) FY24
Industry Forecast - as of 01 SEP 2018

CG / LSD Modernization | Coast Wide Bid (Duration > 10 Months) | DDG 1000 Ship

FY24

Class	Hull	Ship Name	TYCOM	NSA	Fiscal Year	Assigned Avail Number	Start Date	End Date	Duration
CVN	71	USS THEODORE ROOSEVELT	CNAP	SSD	2024	PIA3	6/15/2024	12/15/2024	184
CVN	72	USS ABRAHAM LINCOLN	CNAP	SSD	2024	CIA	9/21/2024	11/5/2024	46
DDG	83	USS HOWARD	CNSP	SSD	2024	SRA4-2	10/4/2023	1/31/2024	120
DDG	115	USS RAFAEL PERALTA	CNSP	SSD	2024	SRA1-2	10/18/2023	2/14/2024	120
LCS	10	USS GABRIELLE GIFFORDS	CNSP	SSD	2024	DSRA	12/11/2023	6/7/2024	180
DDG	1001	USS MICHAEL MONSOOR	CNSP	SSD	2024	DSRA	1/8/2024	9/4/2024	241
LPD	20	USS GREEN BAY	CNSP	SSD	2024	DSRA2	1/8/2024	3/7/2025	425
LHD	8	USS MAKIN ISLAND	CNSP	SSD	2024	PMA2-2	1/15/2024	11/15/2024	306
LPD	25	USS SOMERSET	CNSP	SSD	2024	DSRA1	1/15/2024	11/22/2024	313
LCS	24	USS OAKLAND	CNSP	SSD	2024	DSRA1	1/29/2024	7/26/2024	180
CG	70	USS LAKE ERIE	CNSP	SSD	2024	SRA	2/7/2024	6/5/2024	120
DDG	86	USS SHOUP	CNSP	SSD	2024	SIA	2/14/2024	4/24/2024	71
LCS	14	USS MANCHESTER	CNSP	SSD	2024	SRA	2/19/2024	6/21/2024	124
DDG	1002	USS LYNDON B. JOHNSON	CNSP	SSD	2024	SRA	3/25/2024	7/12/2024	110
DDG	73	USS DECATUR	CNSP	SSD	2024	SIA	4/10/2024	6/18/2024	70
LCS	4	USS CORONADO	CNSP	SSD	2024	DSRA2	5/13/2024	11/8/2024	180
LCS	12	USS OMAHA	CNSP	SSD	2024	SRA	5/13/2024	11/8/2024	180
DDG	88	USS PREBLE	CNSP	SSD	2024	SRA3-1	6/10/2024	10/18/2024	131
DDG	59	USS RUSSELL	CNSP	SSD	2024	DSRA3	6/17/2024	1/31/2025	229
DDG	85	USS MCCAMPBELL	CNSP	SSD	2024	SRA3-1	6/17/2024	11/8/2024	145
FFG	32	USS JOHN L HALL	CNSP	SSD	2024	PSA	6/20/2024	10/7/2024	110
DDG	54	USS CURTIS WILBUR	CNSP	SSD	2024	SRA4-1	7/1/2024	11/22/2024	145
LSD	42	USS GERMANTOWN	SEA 21	SSD	2024	SSRA1	7/1/2024	12/27/2024	180
DDG	127	USS PATRICK GALLAGHER	CNSP	SSD	2024	PSA	7/15/2024	10/25/2024	103
DDG	76	USS HIGGINS	CNSP	SSD	2024	SRA3-2	7/17/2024	11/13/2024	120
DDG	56	USS JOHN S. MCCAIN	CNSP	SSD	2024	DSRA4	7/22/2024	2/21/2025	215
LSD	52	USS PEARL HARBOR	CNSP	SSD	2024	DSRA3	9/9/2024	7/18/2025	313
LPD	27	USS PORTLAND	CNSP	SSD	2024	SRA1-2	9/23/2024	5/9/2025	229
DDG	83	USS HOWARD	CNSP	SSD	2024	SIA	9/25/2024	12/4/2024	71

FY Total Man-Days Estimate **1,669,443**

"Intent of this information is to provide U.S. DoD industry contractors a general schedule for information and planning purposes for upcoming surface ship maintenance periods- It does not constitute any request for information or request for proposals or any commitment to contract for work in accordance with this plan. This information is to assist U.S. DoD industry contractors by providing a broad overview of frequently changing (driven by U.S. Navy operations) maintenance schedules and is not a guarantee of workload or exact ship schedules"

"Distribution Statement A: Approved for Public Release; Distribution is unlimited."

SWRMC Private Sector
Workload Forecast with MOD estimates (no AIT) FY25
Industry Forecast - as of 01 SEP 2018

CG / LSD Modernization | Coast Wide Bid (Duration > 10 Months) | DDG 1000 Ship

FY25

Class	Hull	Ship Name	TYCOM	NSA	Fiscal Year	Assigned Avail Number	Start Date	End Date	Duration
CVN	70	USS CARL VINSON	CNAP	SSD	2025	PIA3	1/15/2025	7/15/2025	182
DDG	105	USS DEWEY	CNSP	SSD	2025	SRA2-2	10/7/2024	3/7/2025	152
DDG	77	USS O'KANE	CNSP	SSD	2025	DSRA3	10/14/2024	5/23/2025	222
DDG	120	USS CARL M. LEVIN	CNSP	SSD	2025	SRA1-1	10/28/2024	3/21/2025	145
LHD	2	USS ESSEX	CNSP	SSD	2025	PMA4-1	11/11/2024	8/15/2025	278
CG	63	USS COWPENS	CNSP	SSD	2025	SRA4-2	12/2/2024	4/4/2025	124
LCS	26	USS MOBILE	CNSP	SSD	2025	DSRA1	12/9/2024	6/6/2025	180
LCS	16	USS TULSA	CNSP	SSD	2025	SRA	1/6/2025	5/9/2025	124
DDG	86	USS SHOUP	CNSP	SSD	2025	SRA3-2	1/8/2025	5/7/2025	120
DDG	121	USS FRANK E PETERSEN JR	CNSP	SSD	2025	SRA1-1	1/13/2025	5/9/2025	117
LCS	2	USS INDEPENDENCE	CNSP	SSD	2025	DSRA	1/20/2025	5/23/2025	124
DDG	60	USS PAUL HAMILTON	CNAP	SSD	2025	SRA3-2	2/3/2025	6/13/2025	131
CG	57	USS LAKE CHAMPLAIN	CNSP	SSD	2025	SRA4-2	2/10/2025	6/20/2025	131
CG	70	USS LAKE ERIE	CNSP	SSD	2025	SIA	2/12/2025	4/23/2025	71
DDG	100	USS KIDD	CNAP	SSD	2025	DMP	2/17/2025	5/15/2026	453
CG	71	USS CAPE ST. GEORGE	CNSP	SSD	2025	SRA4-1	3/3/2025	7/11/2025	131
LCS	1	USS FREEDOM	CNSP	SSD	2025	DSRA2	3/3/2025	8/29/2025	180
DDG	73	USS DECATUR	CNSP	SSD	2025	SRA3-2	3/26/2025	7/23/2025	120
LHA	6	USS AMERICA	CNSP	SSD	2025	DPMA1	4/21/2025	2/20/2026	306
LCS	6	USS JACKSON	CNSP	SSD	2025	SRA(d)	6/2/2025	10/3/2025	124
DDG	76	USS HIGGINS	CNSP	SSD	2025	SIA	6/18/2025	8/27/2025	71
LPD	23	USS ANCHORAGE	CNSP	SSD	2025	SRA2-1	6/23/2025	2/6/2026	229
LHD	6	USS BONHOMME RICHARD	CNSP	SSD	2025	PMA4-2	7/14/2025	4/3/2026	264
DDG	83	USS HOWARD	CNSP	SSD	2025	SRA3-3	8/13/2025	12/10/2025	120
LCS	18	USS CHARLESTON	CNSP	SSD	2025	SRA	9/8/2025	1/9/2026	124
DDG	123	USS LENAH H SUTCLIFFE HIGBEE	CNSP	SSD	2025	SRA1-1	9/29/2025	1/30/2026	124

FY Total Man-Days Estimate **1,778,961**

"Intent of this information is to provide U.S. DoD industry contractors a general schedule for information and planning purposes for upcoming surface ship maintenance periods- It does not constitute any request for information or request for proposals or any commitment to contract for work in accordance with this plan. This information is to assist U.S. DoD industry contractors by providing a broad overview of frequently changing (driven by U.S. Navy operations) maintenance schedules and is not a guarantee of workload or exact ship schedules"

"Distribution Statement A: Approved for Public Release; Distribution is unlimited."

SERMC Private Sector
Workload Forecast with MOD estimates (no AIT) FY18 - FY21
Industry Forecast - as of 01 SEP 2018

Workload Color Legend: CM | NECC | O Level | CG | DDG | FFG | LCS | LHD | LPD | LSD

PC | CG / LSD Modernization Program | Coast-Wide Contracting Strategy (CWB) | CG / LSD Mod Program (CWB)

Green Dash Line 3-Year Historical Workload Average = 1,121 RPD | Black Dash Line: Industry Provided SURGE Capacity = 1,500 RPD | 01AUG2018 WORKLOAD

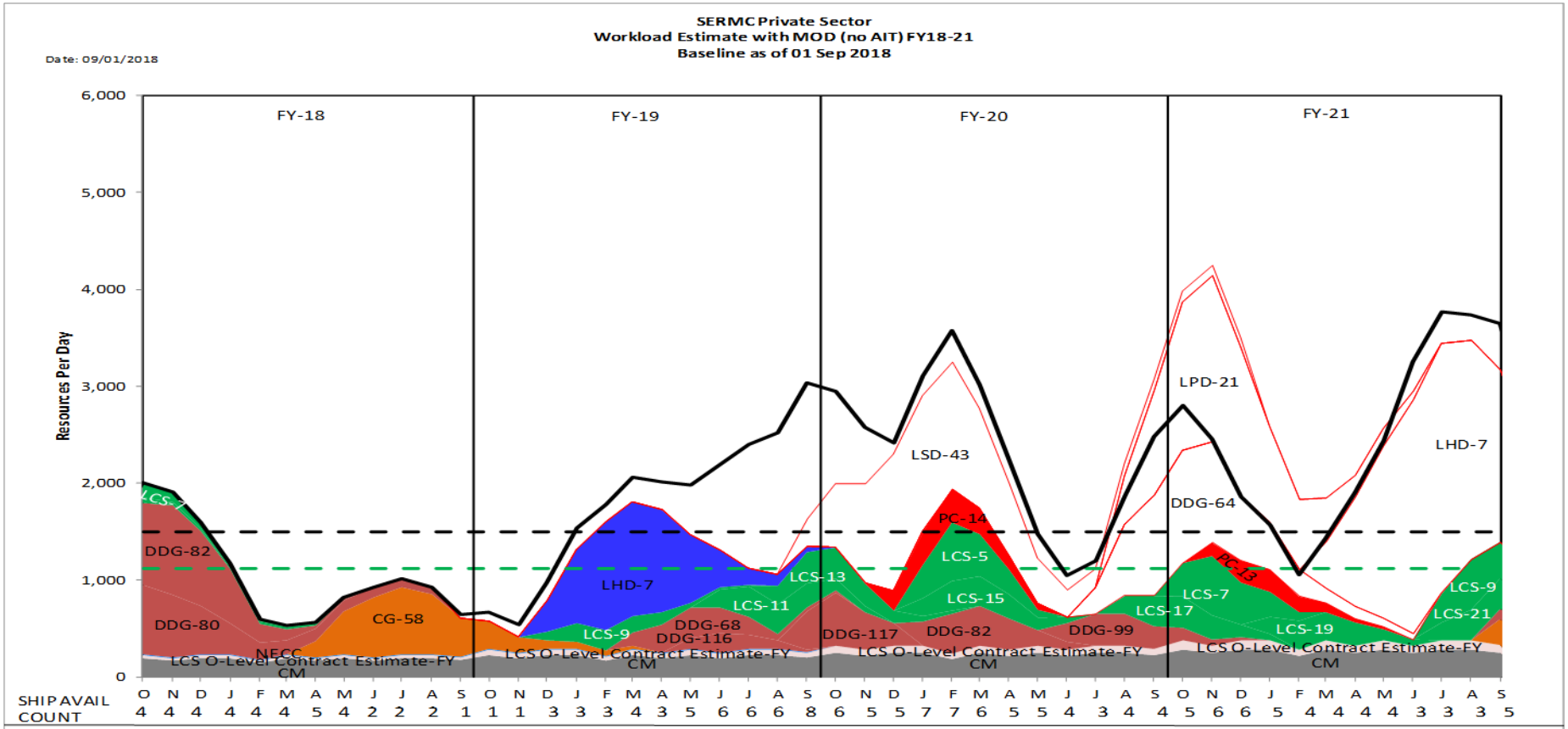

Total FY Man-Days	260,651	311,549	535,720	742,257
Average FY Man-Days	1,057	1,237	2,146	2,973

"Intent of this information is to provide U.S. DoD industry contractors a general schedule for information and planning purposes for upcoming surface ship maintenance periods- It does not constitute any request for information or request for proposals or any commitment to contract for work in accordance with this plan. This information is to assist U.S. DoD industry contractors by providing a broad overview of frequently changing (driven by U.S. Navy operations) maintenance schedules and is not a guarantee of workload or exact ship schedules"

"Distribution Statement A: Approved for Public Release; Distribution is unlimited."

SERMC Private Sector
Workload Forecast with MOD estimates (no AIT) FY18 - FY21
Industry Forecast - as of 01 SEP 2018

CG / LSD Modernization Coast Wide Bid (Duration > 10 Months)

FY18

Class	Hull	Ship Name	TYCOM	NSA	Fiscal Year	Assigned Avail Number	Start Date	End Date	Duration
CG	58	USS PHILIPPINE SEA	CNSL	SJACK	2018	DSRA	4/9/2018	3/8/2019	334

FY Total Man-Days Estimate 260,651

FY19

Class	Hull	Ship Name	TYCOM	NSA	Fiscal Year	Assigned Avail Number	Start Date	End Date	Duration
LCS	9	USS LITTLE ROCK	CNSL	SJACK	2019	PSA	12/10/2018	7/13/2019	216
LHD	7	USS IWO JIMA	CNSL	SJACK	2019	PMA2-2	12/27/2018	9/20/2019	268
DDG	68	USS THE SULLIVANS	CNSL	SJACK	2019	SRA3-2	3/4/2019	10/25/2019	236
DDG	116	USS THOMAS HUDNER	CNSL	SJACK	2019	PSA	5/28/2019	9/17/2019	113
LCS	11	USS SIOUX CITY	CNSL	SJACK	2019	PSA	6/1/2019	11/19/2019	172
LCS	13	USS WICHITA	CNSL	SJACK	2019	PSA	8/12/2019	2/24/2020	197
LSD	43	USS FORT MCHENRY	CNSL	SJACK	2019	DSRA3	9/9/2019	12/11/2020	460
DDG	117	USS PAUL IGNATIUS	CNSL	SJACK	2019	PSA	9/19/2019	12/17/2019	90

FY Total Man-Days Estimate 311,549

FY20

Class	Hull	Ship Name	TYCOM	NSA	Fiscal Year	Assigned Avail Number	Start Date	End Date	Duration
PC	14	USS TORNADO	CNSL	SJACK	2020	DSRA5	12/2/2019	5/8/2020	159
LCS	5	USS MILWAUKEE	CNSL	SJACK	2020	SRA1	1/6/2020	5/8/2020	124
LCS	15	USS BILLINGS	CNSL	SJACK	2020	PSA	1/13/2020	6/21/2020	161
DDG	82	USS LASSEN	CNSL	SJACK	2020	SRA3-1	1/27/2020	6/5/2020	131
DDG	99	USS FARRAGUT	CNSL	SJACK	2020	SRA2-1	6/1/2020	12/4/2020	187
DDG	64	USS CARNEY	CNSL	SJACK	2020	EDSRA	7/13/2020	6/18/2021	341
LPD	21	USS NEW YORK	CNSL	SJACK	2020	DSRA1	8/3/2020	6/18/2021	320
LCS	17	USS INDIANAPOLIS	CNSL	SJACK	2020	PSA	8/3/2020	1/24/2021	175

FY Total Man-Days Estimate 535,720

FY21

Class	Hull	Ship Name	TYCOM	NSA	Fiscal Year	Assigned Avail Number	Start Date	End Date	Duration
LCS	7	USS DETROIT	CNSL	SJACK	2021	SRA1	10/12/2020	2/12/2021	124
PC	13	USS SHAMAL	CNSL	SJACK	2021	DSRA8	11/9/2020	5/14/2021	187
LCS	19	USS ST LOUIS	CNSL	SJACK	2021	PSA	1/11/2021	6/27/2021	168
LHD	7	USS IWO JIMA	CNSL	SJACK	2021	DPMA-2	3/15/2021	5/13/2022	425
LCS	9	USS LITTLE ROCK	CNSL	SJACK	2021	SRA1	7/6/2021	11/5/2021	123
LCS	21	USS MINNEAPOLIS ST PAUL	CNSL	SJACK	2021	PSA	7/26/2021	1/9/2022	168
DDG	116	USS THOMAS HUDNER	CNSL	SJACK	2021	SRA1-1	9/20/2021	2/18/2022	152
CG	58	USS PHILIPPINE SEA	CNSL	SJACK	2021	SRA4-1	9/27/2021	2/4/2022	131

FY Total Man-Days Estimate 742,257

"Intent of this information is to provide U.S. DoD industry contractors a general schedule for information and planning purposes for upcoming surface ship maintenance periods- It does not constitute any request for information or request for proposals or any commitment to contract for work in accordance with this plan. This information is to assist U.S. DoD industry contractors by providing a broad overview of frequently changing (driven by U.S. Navy operations) maintenance schedules and is not a guarantee of workload or exact ship schedules"

"Distribution Statement A: Approved for Public Release; Distribution is unlimited."

SERMC Private Sector
Workload Forecast with MOD estimates (no AIT) FY22 - FY25
Industry Forecast - as of 01 SEP 2018

Workload Color Legend: CM, NECC, O Level, CG, DDG, FFG, LCS, LHD, LPD, LSD, PC, CG / LSD Modernization Program, Coast-Wide Contracting Strategy (CWB), CG / LSD Mod Program (CWB)

Green Dash Line 3-Year Historical Workload Average = 1,121 RPD — Black Dash Line: Industry Provided SURGE Capacity = 1,500 RPD — 01AUG2018 WORKLOAD

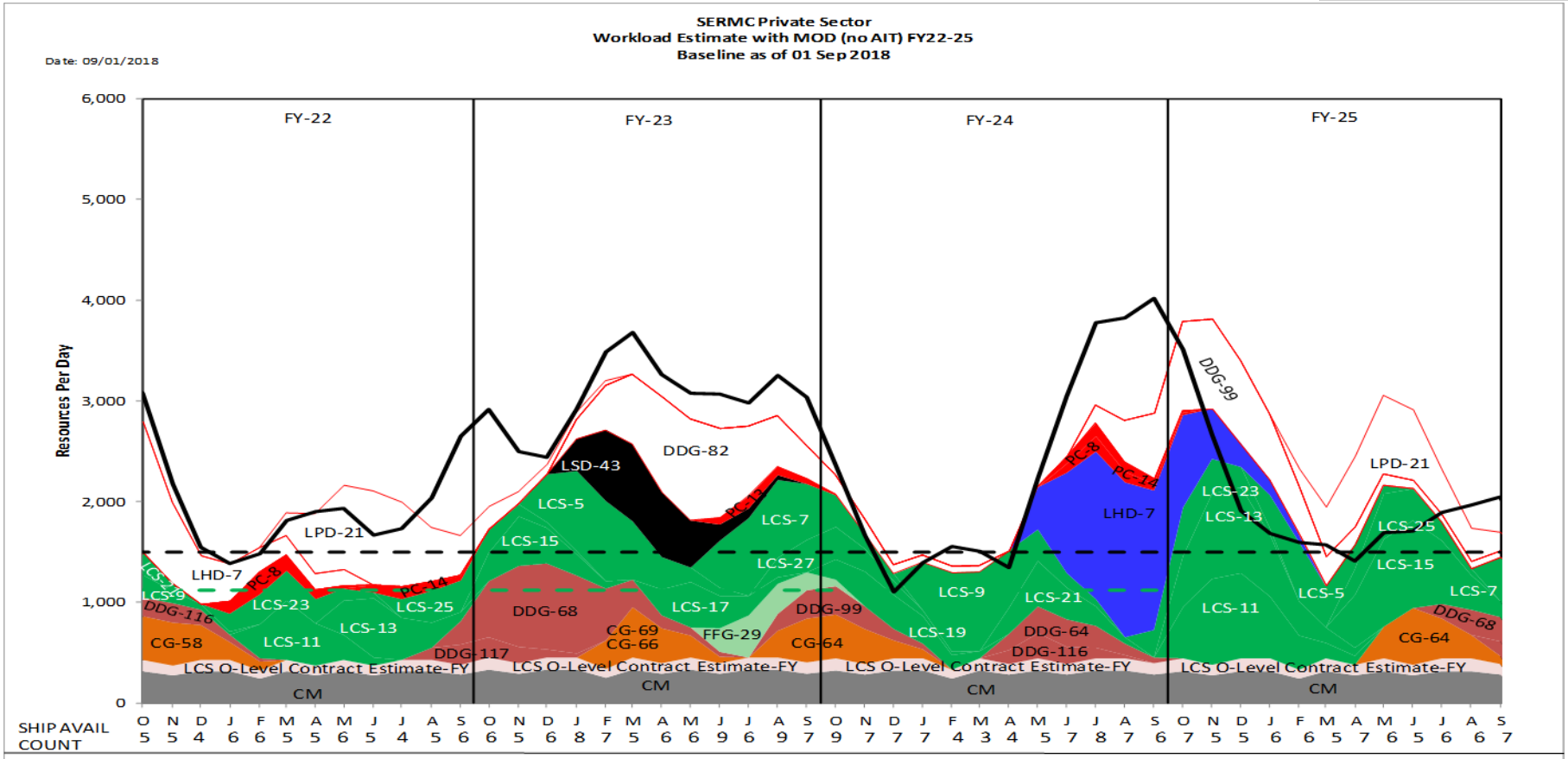

Total FY Man-Days	471,543	679,265	510,037	673,407
Average FY Man-Days	1,884	2,709	2,034	2,693

"Intent of this information is to provide U.S. DoD industry contractors a general schedule for information and planning purposes for upcoming surface ship maintenance periods- It does not constitute any request for information or request for proposals or any commitment to contract for work in accordance with this plan. This information is to assist U.S. DoD industry contractors by providing a broad overview of frequently changing (driven by U.S. Navy operations) maintenance schedules and is not a guarantee of workload or exact ship schedules"

"Distribution Statement A: Approved for Public Release; Distribution is unlimited."

SERMC Private Sector
Workload Forecast with MOD estimates (no AIT) FY22 - FY23
Industry Forecast - as of 01 SEP 2018

CG / LSD Modernization Coast Wide Bid (Duration > 10 Months)

FY22

Class	Hull	Ship Name	TYCOM	NSA	Fiscal Year	Assigned Avail Number	Start Date	End Date	Duration
LCS	23	USS COOPERSTOWN	CNSL	SJACK	2022	PSA	1/10/2022	6/26/2022	168
PC	8	USS ZEPHYR	CNSL	SJACK	2022	DSRA8	1/10/2022	5/13/2022	124
LCS	11	USS SIOUX CITY	CNSL	SJACK	2022	SRA1	2/21/2022	6/24/2022	124
LPD	21	USS NEW YORK	CNSL	SJACK	2022	SRA2-1	3/7/2022	2/3/2023	334
LCS	13	USS WICHITA	CNSL	SJACK	2022	SRA1	5/23/2022	9/23/2022	124
PC	14	USS TORNADO	CNSL	SJACK	2022	DSRA6	6/27/2022	10/28/2022	124
LCS	25	USS MARINETTE	CNSL	SJACK	2022	PSA	7/25/2022	1/8/2023	168
DDG	117	USS PAUL IGNATIUS	CNSL	SJACK	2022	SRA1-1	8/29/2022	1/20/2023	145
DDG	68	USS THE SULLIVANS	CNSL	SJACK	2022	DSRA3	9/12/2022	6/9/2023	271

FY Total Man-Days Estimate 471,543

FY23

Class	Hull	Ship Name	TYCOM	NSA	Fiscal Year	Assigned Avail Number	Start Date	End Date	Duration
LCS	15	USS BILLINGS	CNSL	SJACK	2023	SRA1	10/24/2022	2/24/2023	124
LCS	5	USS MILWAUKEE	CNSL	SJACK	2023	DSRA1	12/5/2022	6/2/2023	180
DDG	82	USS LASSEN	CNSL	SJACK	2023	DMP	1/9/2023	3/29/2024	446
LSD	43	USS FORT MCHENRY	CNSL	SJACK	2023	SRA4-1	1/9/2023	8/11/2023	215
CG	69	USS VICKSBURG	CNSL	SJACK	2023	SRA4-1	2/13/2023	6/23/2023	131
LCS	17	USS INDIANAPOLIS	CNSL	SJACK	2023	SRA1	4/24/2023	8/25/2023	124
FFG	29	USS NO NAME	CNSL	SJACK	2023	PSA	6/19/2023	10/6/2023	110
LCS	7	USS DETROIT	CNSL	SJACK	2023	DSRA1	6/19/2023	12/15/2023	180
PC	13	USS SHAMAL	CNSL	SJACK	2023	DSRA9	6/26/2023	10/27/2023	124
CG	64	USS GETTYSBURG	CNSL	SJACK	2023	SRA4-1	8/21/2023	1/26/2024	159
LCS	27	USS NANTUCKET	CNSL	SJACK	2023	PSA	8/21/2023	2/11/2024	175
DDG	99	USS FARRAGUT	CNSL	SJACK	2023	SRA2-2	8/28/2023	1/12/2024	138

FY Total Man-Days Estimate 679,265

"Intent of this information is to provide U.S. DoD industry contractors a general schedule for information and planning purposes for upcoming surface ship maintenance periods- It does not constitute any request for information or request for proposals or any commitment to contract for work in accordance with this plan. This information is to assist U.S. DoD industry contractors by providing a broad overview of frequently changing (driven by U.S. Navy operations) maintenance schedules and is not a guarantee of workload or exact ship schedules"

"Distribution Statement A: Approved for Public Release; Distribution is unlimited."

SERMC Private Sector
Workload Forecast with MOD estimates (no AIT) FY24 - FY25
Industry Forecast - as of 01 SEP 2018

CG / LSD Modernization Coast Wide Bid (Duration > 10 Months)

FY24

Class	Hull	Ship Name	TYCOM	NSA	Fiscal Year	Assigned Avail Number	Start Date	End Date	Duration
CG	66	USS HUE CITY	CNSL	SJACK	2024	REINT	10/2/2023	1/26/2024	117
LCS	19	USS ST LOUIS	CNSL	SJACK	2024	SRA1	10/30/2023	3/1/2024	124
LCS	9	USS LITTLE ROCK	CNSL	SJACK	2024	DSRA1	1/15/2024	7/12/2024	180
DDG	116	USS THOMAS HUDNER	CNSL	SJACK	2024	SRA1-2	4/8/2024	8/16/2024	131
LCS	21	USS MINNEAPOLIS ST PAUL	CNSL	SJACK	2024	SRA1	4/8/2024	8/9/2024	124
DDG	64	USS CARNEY	CNSL	SJACK	2024	SRA3-1	4/22/2024	9/6/2024	138
LHD	7	USS IWO JIMA	CNSL	SJACK	2024	PMA3-1	5/20/2024	2/7/2025	264
PC	8	USS ZEPHYR	CNSL	SJACK	2024	DSRA9	6/24/2024	10/25/2024	124
PC	14	USS TORNADO	CNSL	SJACK	2024	DSRA7	6/24/2024	10/25/2024	124
DDG	99	USS FARRAGUT	CNSL	SJACK	2024	DMP	7/29/2024	10/24/2025	453
LCS	23	USS COOPERSTOWN	CNSL	SJACK	2024	SRA1	9/23/2024	1/24/2025	124

FY Total Man-Days Estimate 510,037

FY25

Class	Hull	Ship Name	TYCOM	NSA	Fiscal Year	Assigned Avail Number	Start Date	End Date	Duration
LCS	13	USS WICHITA	CNSL	SJACK	2025	DSRA1	10/28/2024	4/25/2025	180
LCS	11	USS SIOUX CITY	CNSL	SJACK	2025	DSRA1	10/28/2024	4/25/2025	180
LCS	5	USS MILWAUKEE	CNSP	SJACK	2025	DSRA1	1/6/2025	5/9/2025	124
LPD	21	USS NEW YORK	CNSL	SJACK	2025	PMA2-1	2/24/2025	1/9/2026	320
LCS	25	USS MARINETTE	CNSL	SJACK	2025	SRA1	4/7/2025	8/8/2025	124
LCS	15	USS BILLINGS	CNSL	SJACK	2025	DSRA1	4/28/2025	10/24/2025	180
CG	64	USS GETTYSBURG	CNSL	SJACK	2025	SRA4-2	5/12/2025	9/19/2025	131
DDG	68	USS THE SULLIVANS	CNSL	SJACK	2025	SRA	7/28/2025	12/5/2025	131
DDG	117	USS PAUL IGNATIUS	CNSL	SJACK	2025	SRA1-2	9/8/2025	1/23/2026	138
LCS	7	USS DETROIT	CNSL	SJACK	2025	SRA2	9/15/2025	1/16/2026	124

FY Total Man-Days Estimate 673,407

"Intent of this information is to provide U.S. DoD industry contractors a general schedule for information and planning purposes for upcoming surface ship maintenance periods- It does not constitute any request for information or request for proposals or any commitment to contract for work in accordance with this plan. This information is to assist U.S. DoD industry contractors by providing a broad overview of frequently changing (driven by U.S. Navy operations) maintenance schedules and is not a guarantee of workload or exact ship schedules"

"Distribution Statement A: Approved for Public Release; Distribution is unlimited."

NWRMC Private Sector
Workload Forecast with MOD estimates (no AIT) FY18 - FY21
Industry Forecast - as of 01 SEP 2018

Workload Color Legend: CM | Small Craft | S/Y Contracting | CVN | DDG | Coast-Wide Contracting Strategy (CWB)

Green Dash Line 3-Year Historical Worklaod Average = 1,124 RPD — Black Dash Line: Industry Provided SURGE Capacity = 1,800 RPD — 01AUG2018 WORKLOAD

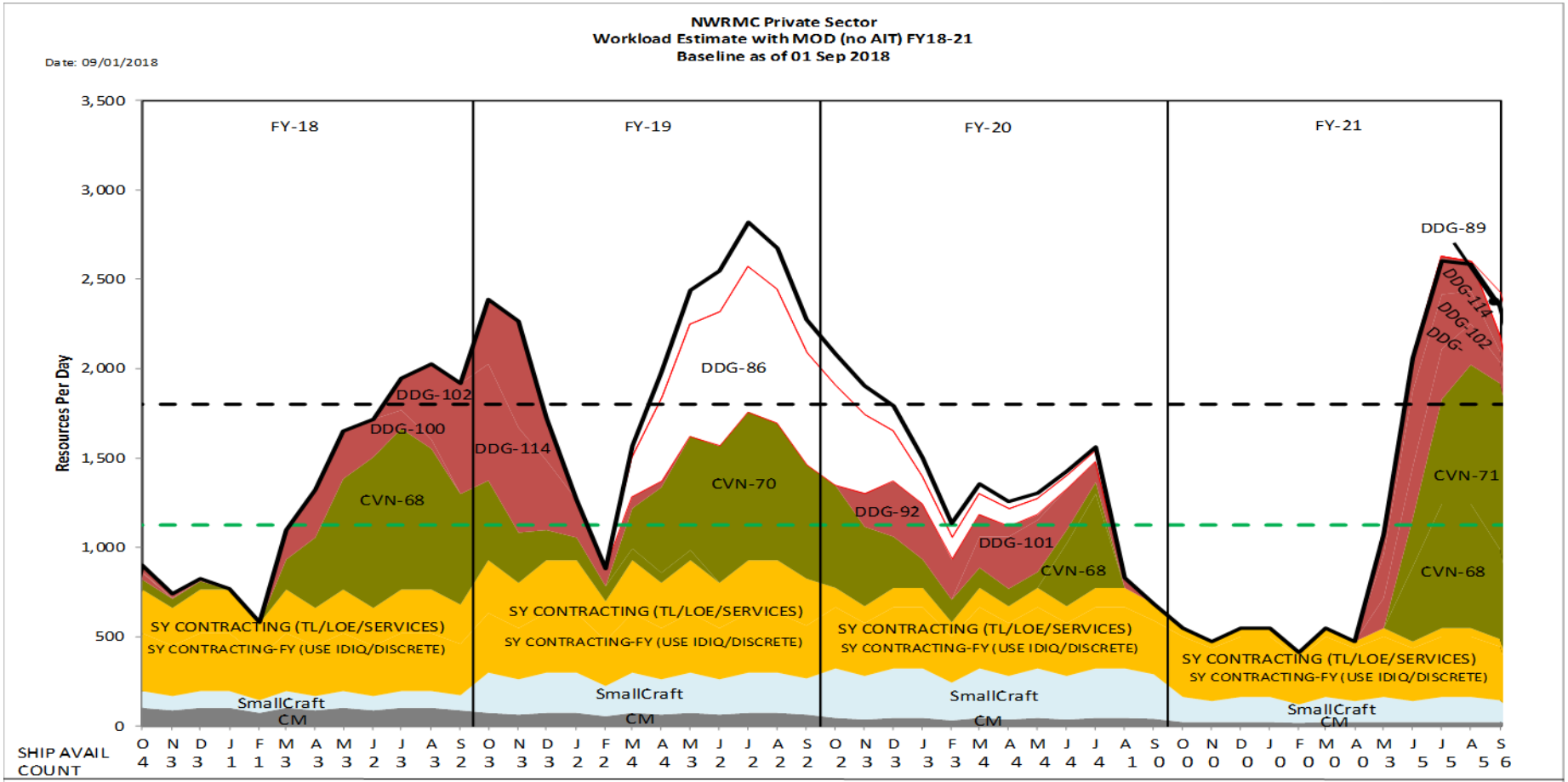

Total FY Man-Days	327,070	496,180	335,640	305,869
Average FY Man-Days	1,290	1,961	1,334	1,198

"Intent of this information is to provide U.S. DoD industry contractors a general schedule for information and planning purposes for upcoming surface ship maintenance periods- It does not constitute any request for information or request for proposals or any commitment to contract for work in accordance with this plan. This information is to assist U.S. DoD industry contractors by providing a broad overview of frequently changing (driven by U.S. Navy operations) maintenance schedules and is not a guarantee of workload or exact ship schedules"

"Distribution Statement A: Approved for Public Release; Distribution is unlimited."

NWRMC Private Sector
Workload Forecast with MOD estimates (no AIT) FY18 - FY21
Industry Forecast - as of 01 SEP 2018

CG / LSD Modernization Coast Wide Bid (Duration > 10 Months)

FY18

Class	Hull	Ship Name	TYCOM	NSA	Fiscal Year	Assigned Avail Number	Start Date	End Date	Duration
CVN	68	USS NIMITZ	CNAP	SPUGT	2018	DPIA3	3/1/2018	5/31/2019	457
DDG	100	USS KIDD	CNSP	SPUGT	2018	SRA2-1	3/19/2018	8/31/2018	166
DDG	102	USS SAMPSON	CNSP	SPUGT	2018	DSRA1	7/16/2018	4/12/2019	271

FY Total Man-Days Estimate 327,070

FY19

Class	Hull	Ship Name	TYCOM	NSA	Fiscal Year	Assigned Avail Number	Start Date	End Date	Duration
CVN	70	USS CARL VINSON	CNAP	SPUGT	2019	DPIA3	3/1/2019	7/1/2020	489
DDG	114	USS RALPH JOHNSON	CNSP	SPUGT	2019	PSA	10/22/2018	12/17/2018	57
DDG	86	USS SHOUP	CNSP	SPUGT	2019	DMP	3/4/2019	7/6/2020	491

FY Total Man-Days Estimate 496,180

FY20

Class	Hull	Ship Name	TYCOM	NSA	Fiscal Year	Assigned Avail Number	Start Date	End Date	Duration
CVN	68	USS NIMITZ	CNAP	SPUGT	2020	CIA	6/9/2020	7/24/2020	46
DDG	92	USS MOMSEN	CNSP	SPUGT	2020	SRA2-2	11/18/2019	5/1/2020	166
DDG	101	USS GRIDLEY	CNSP	SPUGT	2020	SRA2-1	3/23/2020	8/14/2020	145

FY Total Man-Days Estimate 335,640

FY21

Class	Hull	Ship Name	TYCOM	NSA	Fiscal Year	Assigned Avail Number	Start Date	End Date	Duration
CVN	68	USS NIMITZ	CNAP	SPUGT	2021	PIA3	6/1/2021	12/2/2021	185
CVN	71	USS THEODORE ROOSEVELT	CNAP	SPUGT	2021	DPIA3	6/13/2021	10/14/2022	489
DDG	102	USS SAMPSON	CNSP	SPUGT	2021	SRA2-1	5/10/2021	9/24/2021	138
DDG	114	USS RALPH JOHNSON	CNSP	SPUGT	2021	SRA1-1	5/24/2021	10/22/2021	152
DDG	100	USS KIDD	CNSP	SPUGT	2021	SRA2-1	5/24/2021	10/22/2021	152
DDG	89	USS MUSTIN	CNSP	SPUGT	2021	DMP	9/27/2021	1/20/2023	481

FY Total Man-Days Estimate 305,869

"Intent of this information is to provide U.S. DoD industry contractors a general schedule for information and planning purposes for upcoming surface ship maintenance periods- It does not constitute any request for information or request for proposals or any commitment to contract for work in accordance with this plan. This information is to assist U.S. DoD industry contractors by providing a broad overview of frequently changing (driven by U.S. Navy operations) maintenance schedules and is not a guarantee of workload or exact ship schedules"

"Distribution Statement A: Approved for Public Release; Distribution is unlimited."

NWRMC Private Sector
Workload Forecast with MOD estimates (no AIT) FY22 - FY25
Industry Forecast - as of 01 SEP 2018

Workload Color Legend: CM | Small Craft | S/Y Contracting | CVN | DDG | Coast-Wide Contracting Strategy (CWB)

Green Dash Line 3-Year Historical Worklaod Average = 1,124 RPD — Black Dash Line: Industry Provided SURGE Capacity = 1,800 RPD — 01AUG2018 WORKLOAD

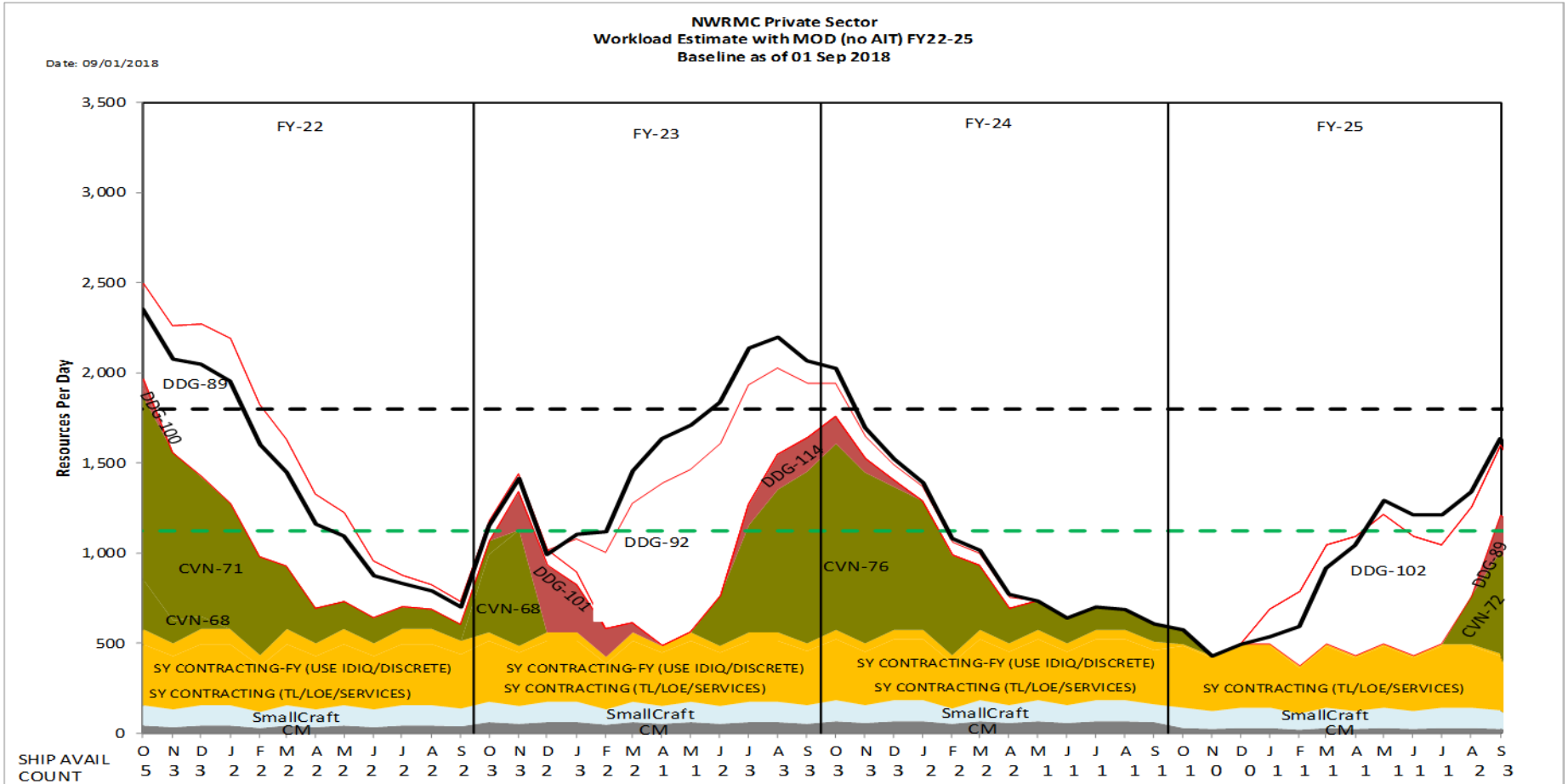

	FY-22	FY-23	FY-24	FY-25
Total FY Man-Days	382,673	362,626	260,126	239,042
Average FY Man-Days	1,551	1,446	1,052	943

"Intent of this information is to provide U.S. DoD industry contractors a general schedule for information and planning purposes for upcoming surface ship maintenance periods- It does not constitute any request for information or request for proposals or any commitment to contract for work in accordance with this plan. This information is to assist U.S. DoD industry contractors by providing a broad overview of frequently changing (driven by U.S. Navy operations) maintenance schedules and is not a guarantee of workload or exact ship schedules"

"Distribution Statement A: Approved for Public Release; Distribution is unlimited."

NWRMC Private Sector
Workload Forecast with MOD estimates (no AIT) FY22 - FY25
Industry Forecast - as of 01 SEP 2018

CG / LSD Modernization Coast Wide Bid (Duration > 10 Months)

FY22

Class	Hull	Ship Name	TYCOM	NSA	Fiscal Year	Assigned Avail Number	Start Date	End Date	Duration

FY Total Man-Days Estimate **382,673**

FY23

Class	Hull	Ship Name	TYCOM	NSA	Fiscal Year	Assigned Avail Number	Start Date	End Date	Duration
CVN	68	USS NIMITZ	CNAP	SPUGT	2023	CIA	10/15/2022	11/28/2022	45
CVN	76	USS RONALD REAGAN	CNAP	SPUGT	2023	DPIA3& IDIQ	6/16/2023	10/14/2024	487
DDG	101	USS GRIDLEY	CNSP	SPUGT	2023	SRA2-2	11/7/2022	3/3/2023	117
DDG	92	USS MOMSEN	CNSP	SPUGT	2023	DMP	1/9/2023	4/12/2024	460
DDG	114	USS RALPH JOHNSON	CNSP	SPUGT	2023	SRA1-2	7/31/2023	12/15/2023	138

FY Total Man-Days Estimate **362,626**

FY24

Class	Hull	Ship Name	TYCOM	NSA	Fiscal Year	Assigned Avail Number	Start Date	End Date	Duration

FY Total Man-Days Estimate **260,126**

FY25

Class	Hull	Ship Name	TYCOM	NSA	Fiscal Year	Assigned Avail Number	Start Date	End Date	Duration
CVN	72	USS ABRAHAM LINCOLN	CNAP	SPUGT	2025	DPIA3	8/1/2025	12/2/2026	489
DDG	102	USS SAMPSON	CNSP	SPUGT	2025	DMP	1/6/2025	5/29/2026	509
DDG	89	USS MUSTIN	CNSP	SPUGT	2025	SRA3-1	9/22/2025	3/6/2026	166

FY Total Man-Days Estimate **239,042**

"Intent of this information is to provide U.S. DoD industry contractors a general schedule for information and planning purposes for upcoming surface ship maintenance periods- It does not constitute any request for information or request for proposals or any commitment to contract for work in accordance with this plan. This information is to assist U.S. DoD industry contractors by providing a broad overview of frequently changing (driven by U.S. Navy operations) maintenance schedules and is not a guarantee of workload or exact ship schedules"

"Distribution Statement A: Approved for Public Release; Distribution is unlimited."

HRMC Private Sector
Workload Forecast with MOD estimates (no AIT) FY18 - FY21
Industry Forecast - as of 01 SEP 2018

Workload Color Legend: CM CG DDG

Green Dash Line: 3-Year Historical Workload Average = 455 RPD

Black Dash Line: Industry Provided SURGE Capacity = 700 RPD

01AUG2018 WORKLOAD

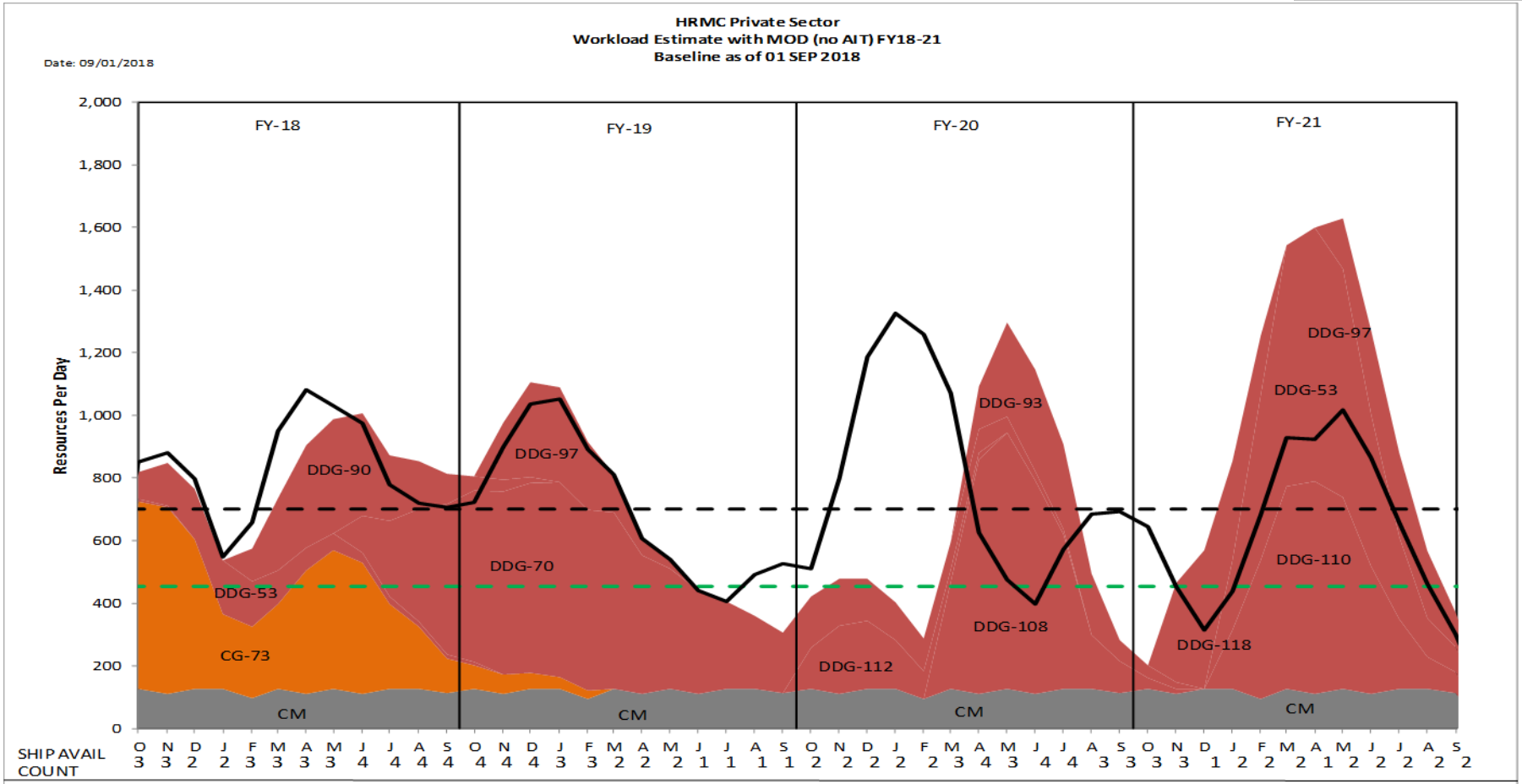

	FY-18	FY-19	FY-20	FY-21
Total FY Man-Days	203,533	172,705	168,059	235,448
Average FY Man-Days	810	697	657	934

"Intent of this information is to provide U.S. DoD industry contractors a general schedule for information and planning purposes for upcoming surface ship maintenance periods- It does not constitute any request for information or request for proposals or any commitment to contract for work in accordance with this plan. This information is to assist U.S. DoD industry contractors by providing a broad overview of frequently changing (driven by U.S. Navy operations) maintenance schedules and is not a guarantee of workload or exact ship schedules"

"Distribution Statement A: Approved for Public Release; Distribution is unlimited."

HRMC Private Sector
Workload Forecast with MOD estimates (no AIT) FY18 - FY21
Industry Forecast - as of 01 SEP 2018

CG / LSD Modernization Coast Wide Bid (Duration > 10 Months)

FY18

Class	Hull	Ship Name	TYCOM	NSA	Fiscal Year	Assigned Avail Number	Start Date	End Date	Duration
CG	73	USS PORT ROYAL	CNSP	SSDPH	2018	SRA(d)	2/20/2018	2/15/2019	361
DDG	90	USS CHAFEE	CNSP	SSDPH	2018	SRA2-1	2/26/2018	12/14/2018	292
DDG	70	USS HOPPER	CNSP	SSDPH	2018	EDSRA	6/11/2018	7/17/2020	768

FY Total Man-Days Estimate 203,533

FY19

Class	Hull	Ship Name	TYCOM	NSA	Fiscal Year	Assigned Avail Number	Start Date	End Date	Duration
DDG	97	USS HALSEY	CNSP	SSDPH	2019	SRA2-1	11/13/2018	5/24/2019	193

FY Total Man-Days Estimate 172,705

FY20

Class	Hull	Ship Name	TYCOM	NSA	Fiscal Year	Assigned Avail Number	Start Date	End Date	Duration
DDG	112	USS MICHAEL MURPHY	CNSP	SSDPH	2020	SRA1-2	10/14/2019	4/10/2020	180
DDG	108	USS WAYNE E. MEYER	CNSP	SSDPH	2020	DSRA1	3/17/2020	11/20/2020	249
DDG	93	USS CHUNG-HOON	CNSP	SSDPH	2020	SRA2-2	4/6/2020	11/20/2020	229

FY Total Man-Days Estimate 168,059

FY21

Class	Hull	Ship Name	TYCOM	NSA	Fiscal Year	Assigned Avail Number	Start Date	End Date	Duration
DDG	118	USS DANIEL INOUYE	CNSP	SSDPH	2021	PSA	11/4/2020	2/11/2021	100
DDG	53	USS JOHN PAUL JONES	CNSP	SSDPH	2021	DSRA3	1/11/2021	10/22/2021	285
DDG	97	USS HALSEY	CNSP	SSDPH	2021	SRA2-2	5/17/2021	10/22/2021	159
DDG	110	USS WILLIAM P. LAWRENCE	CNSP	SSDPH	2021	DSRA1	1/11/2021	10/15/2021	278

FY Total Man-Days Estimate 235,448

"Intent of this information is to provide U.S. DoD industry contractors a general schedule for information and planning purposes for upcoming surface ship maintenance periods- It does not constitute any request for information or request for proposals or any commitment to contract for work in accordance with this plan. This information is to assist U.S. DoD industry contractors by providing a broad overview of frequently changing (driven by U.S. Navy operations) maintenance schedules and is not a guarantee of workload or exact ship schedules"

"Distribution Statement A: Approved for Public Release; Distribution is unlimited."

HRMC Private Sector
Workload Forecast with MOD estimates (no AIT) FY22 - FY25
Industry Forecast - as of 01 SEP 2018

Workload Color Legend: CM CG DDG

Green Dash Line: 3-Year Historical Workload Average = 455 RPD

Black Dash Line: Industry Provided SURGE Capacity = 700 RPD

01AUG2018 WORKLOAD

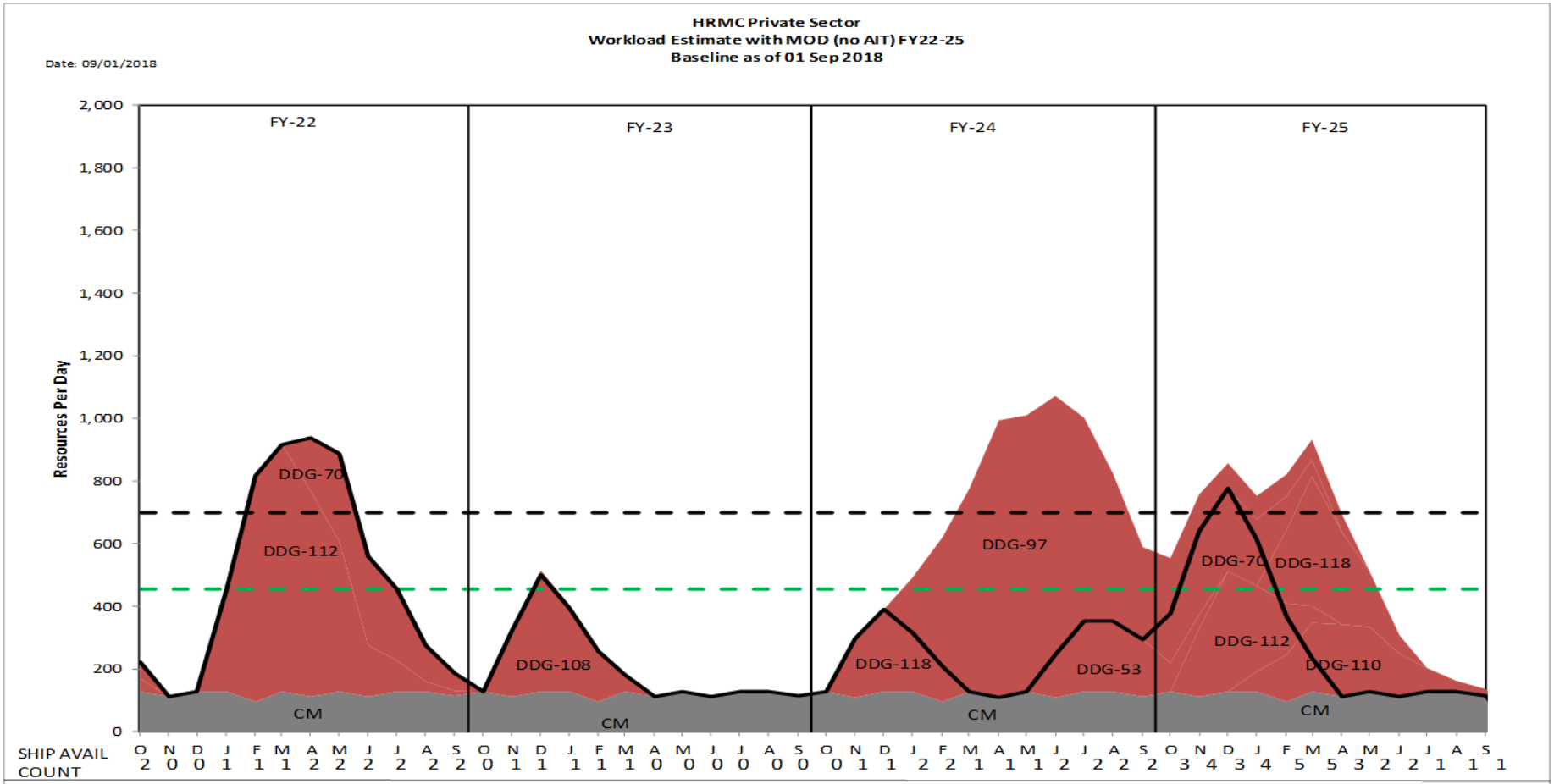

Total FY Man-Days	125,222	52,678	174,057	138,379
Average FY Man-Days	498	212	682	558

"Intent of this information is to provide U.S. DoD industry contractors a general schedule for information and planning purposes for upcoming surface ship maintenance periods- It does not constitute any request for information or request for proposals or any commitment to contract for work in accordance with this plan. This information is to assist U.S. DoD industry contractors by providing a broad overview of frequently changing (driven by U.S. Navy operations) maintenance schedules and is not a guarantee of workload or exact ship schedules"

"Distribution Statement A: Approved for Public Release; Distribution is unlimited."

HRMC Private Sector
Workload Forecast with MOD estimates (no AIT) FY22 - FY25
Industry Forecast - as of 01 SEP 2018

CG / LSD Modernization Coast Wide Bid (Duration > 10 Months)

FY22

Class	Hull	Ship Name	TYCOM	NSA	Fiscal Year	Assigned Avail Number	Start Date	End Date	Duration
DDG	112	USS MICHAEL MURPHY	CNSP	SSDPH	2022	DSRA1	1/10/2022	9/30/2022	264
DDG	70	USS HOPPER	CNSP	SSDPH	2022	SRA3-1	4/11/2022	9/23/2022	166

FY Total Man-Days Estimate 125,222

FY23

Class	Hull	Ship Name	TYCOM	NSA	Fiscal Year	Assigned Avail Number	Start Date	End Date	Duration
DDG	108	USS WAYNE E. MEYER	CNSP	SSDPH	2023	SRA2-1	11/7/2022	3/17/2023	131

FY Total Man-Days Estimate 52,678

FY24

Class	Hull	Ship Name	TYCOM	NSA	Fiscal Year	Assigned Avail Number	Start Date	End Date	Duration
DDG	118	USS DANIEL INOUYE	CNSP	SSDPH	2024	SRA1-1	11/6/2023	2/23/2024	110
DDG	97	USS HALSEY	CNSP	SSDPH	2024	DMP	1/15/2024	4/11/2025	453
DDG	53	USS JOHN PAUL JONES	CNSP	SSDPH	2024	SRA4-1	6/17/2024	11/8/2024	145

FY Total Man-Days Estimate 174,057

FY25

Class	Hull	Ship Name	TYCOM	NSA	Fiscal Year	Assigned Avail Number	Start Date	End Date	Duration
DDG	70	USS HOPPER	CNSP	SSDPH	2025	SRA3-2	10/14/2024	3/7/2025	145
DDG	112	USS MICHAEL MURPHY	CNSP	SSDPH	2025	SRA2-1	11/11/2024	3/28/2025	138
DDG	110	USS WILLIAM P. LAWRENCE	CNSP	SSDPH	2025	SRA1-1	1/20/2025	10/10/2025	264
DDG	118	USS DANIEL INOUYE	CNSP	SSDPH	2025	SRA1-1	2/3/2025	6/27/2025	145

FY Total Man-Days Estimate 138,379

"Intent of this information is to provide U.S. DoD industry contractors a general schedule for information and planning purposes for upcoming surface ship maintenance periods- It does not constitute any request for information or request for proposals or any commitment to contract for work in accordance with this plan. This information is to assist U.S. DoD industry contractors by providing a broad overview of frequently changing (driven by U.S. Navy operations) maintenance schedules and is not a guarantee of workload or exact ship schedules"

"Distribution Statement A: Approved for Public Release; Distribution is unlimited."

FDRMC - ROTA
Workload Forecast with MOD estimates (no AIT) FY18 - FY21
Industry Forecast - as of 01 SEP 2018

Workload Color Legend: CM DDG

Green Dash Line: 3-Year Historical Workload Average = 177 RPD

Black Dash Line: (135% of Historical Workload Average) SURGE Capacity = 239 RPD

01AUG2018 WORKLOAD

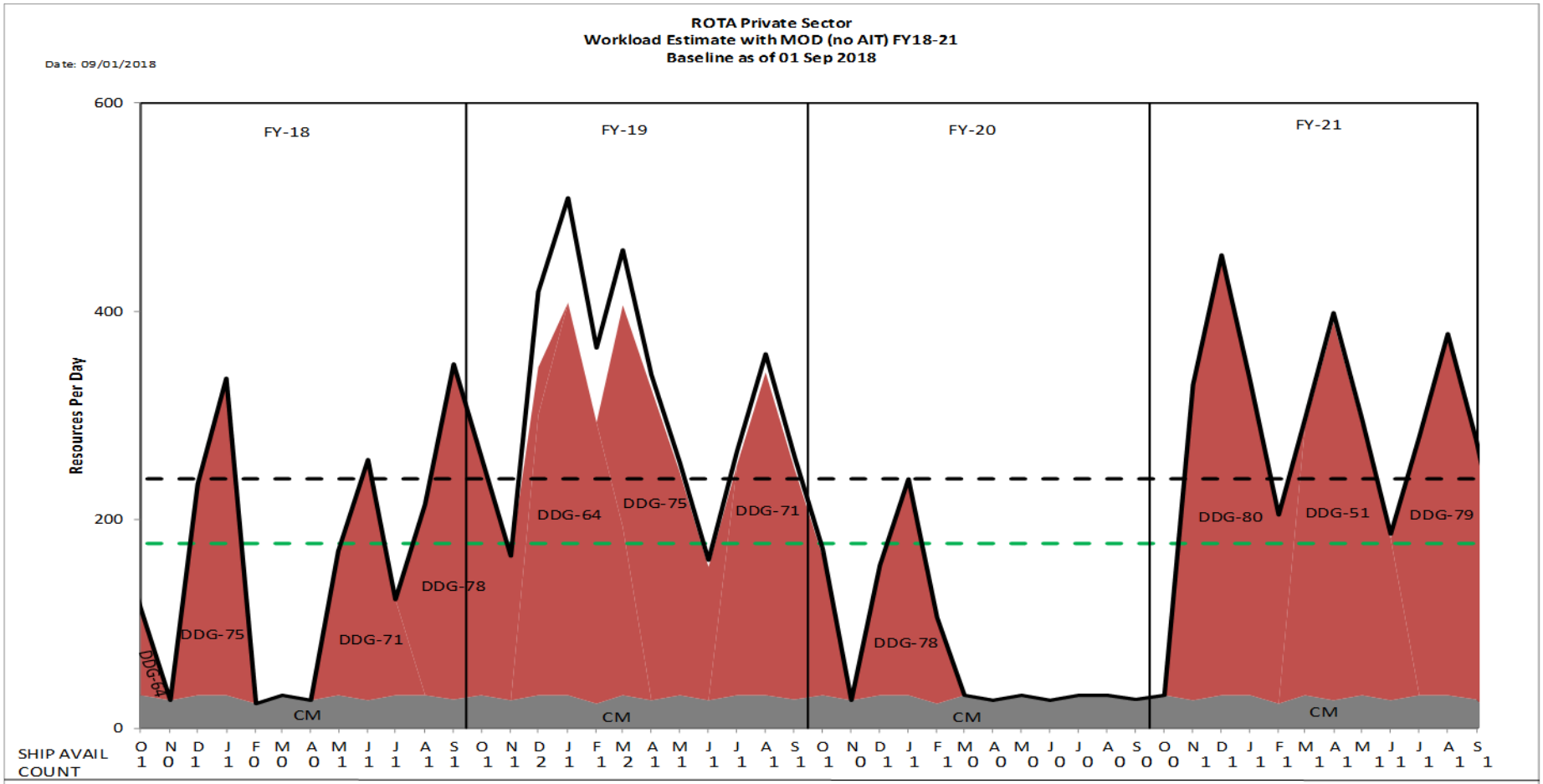

	FY-18	FY-19	FY-20	FY-21
Total FY Man-Days	40,057	72,205	18,503	72,103
Average FY Man-Days	159	287	75	287

"Intent of this information is to provide U.S. DoD industry contractors a general schedule for information and planning purposes for upcoming surface ship maintenance periods- It does not constitute any request for information or request for proposals or any commitment to contract for work in accordance with this plan. This information is to assist U.S. DoD industry contractors by providing a broad overview of frequently changing (driven by U.S. Navy operations) maintenance schedules and is not a guarantee of workload or exact ship schedules"

"Distribution Statement A: Approved for Public Release; Distribution is unlimited."

FDRMC - ROTA
Workload Forecast with MOD estimates (no AIT) FY18 - FY21
Industry Forecast - as of 01 SEP 2018

CG / LSD Modernization Coast Wide Bid (Duration > 10 Months)

FY18

Class	Hull	Ship Name	TYCOM	NSA	Fiscal Year	Assigned Avail Number	Start Date	End Date	Duration
DDG	75	USS DONALD COOK	CNSL	ROTA	2018	SIA	12/4/2017	1/26/2018	54
DDG	71	USS ROSS	CNSL	ROTA	2018	SIA	5/28/2018	7/27/2018	61
DDG	78	USS PORTER	CNSL	ROTA	2018	SRA	8/6/2018	12/7/2018	124

FY Total Man-Days Estimate 40,057

FY19

Class	Hull	Ship Name	TYCOM	NSA	Fiscal Year	Assigned Avail Number	Start Date	End Date	Duration
DDG	64	USS CARNEY	CNSL	ROTA	2019	SRA	12/3/2018	3/14/2019	102
DDG	75	USS DONALD COOK	CNSL	ROTA	2019	SRA	3/18/2019	6/27/2019	102
DDG	71	USS ROSS	CNSL	ROTA	2019	SRA	7/22/2019	10/31/2019	102

FY Total Man-Days Estimate 72,205

FY20

Class	Hull	Ship Name	TYCOM	NSA	Fiscal Year	Assigned Avail Number	Start Date	End Date	Duration
DDG	78	USS PORTER	CNSL	ROTA	2020	SIA	12/2/2019	2/7/2020	68

FY Total Man-Days Estimate 18,503

FY21

Class	Hull	Ship Name	TYCOM	NSA	Fiscal Year	Assigned Avail Number	Start Date	End Date	Duration
DDG	80	USS ROOSEVELT	CNSL	ROTA	2021	SRA	11/2/2020	2/11/2021	102
DDG	51	USS ARLEIGH BURKE	CNSL	ROTA	2021	SRA	3/8/2021	6/17/2021	102
DDG	79	USS OSCAR AUSTIN	CNSL	ROTA	2021	SRA	7/6/2021	10/14/2021	101

FY Total Man-Days Estimate 72,103

"Intent of this information is to provide U.S. DoD industry contractors a general schedule for information and planning purposes for upcoming surface ship maintenance periods- It does not constitute any request for information or request for proposals or any commitment to contract for work in accordance with this plan. This information is to assist U.S. DoD industry contractors by providing a broad overview of frequently changing (driven by U.S. Navy operations) maintenance schedules and is not a guarantee of workload or exact ship schedules"

"Distribution Statement A: Approved for Public Release; Distribution is unlimited."

FDRMC - ROTA
Workload Forecast with MOD estimates (no AIT) FY22 - FY25
Industry Forecast - as of 01 SEP 2018

Workload Color Legend: CM DDG

Green Dash Line: 3-Year Historical Workload Average = 177 RPD

Black Dash Line : (135% of Historical Workload Average) SURGE Capacity = 239 RPD

01AUG2018 WORKLOAD

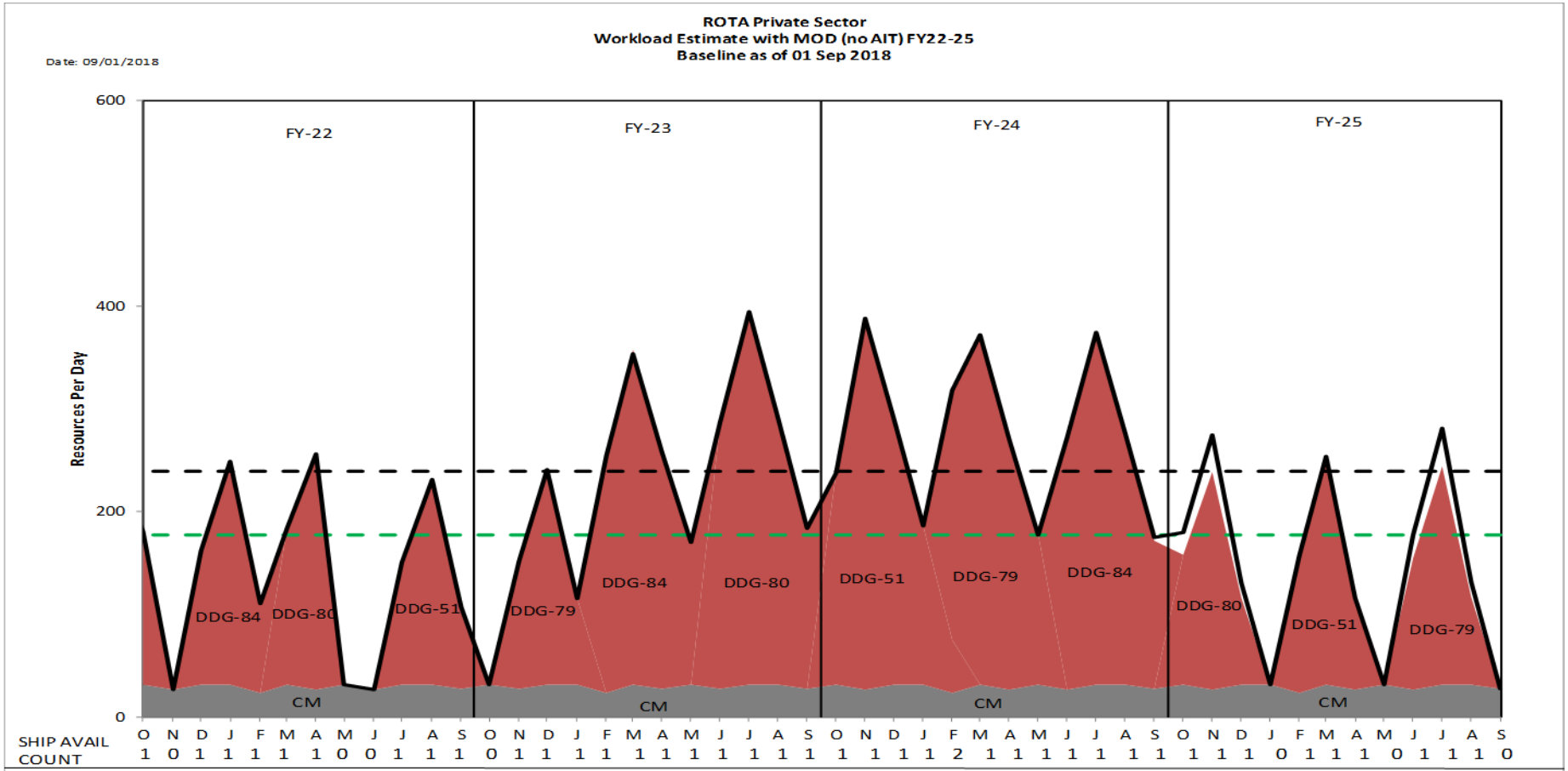

Total FY Man-Days	36,605	58,065	69,490	33,579
Average FY Man-Days	143	228	277	137

"Intent of this information is to provide U.S. DoD industry contractors a general schedule for information and planning purposes for upcoming surface ship maintenance periods- It does not constitute any request for information or request for proposals or any commitment to contract for work in accordance with this plan. This information is to assist U.S. DoD industry contractors by providing a broad overview of frequently changing (driven by U.S. Navy operations) maintenance schedules and is not a guarantee of workload or exact ship schedules"

"Distribution Statement A: Approved for Public Release; Distribution is unlimited."

FDRMC - ROTA
Workload Forecast with MOD estimates (no AIT) FY22 - FY25
Industry Forecast - as of 01 SEP 2018

CG / LSD Modernization Coast Wide Bid (Duration > 10 Months)

FY22

Class	Hull	Ship Name	TYCOM	NSA	Fiscal Year	Assigned Avail Number	Start Date	End Date	Duration
DDG	84	USS BULKELEY	CNSL	ROTA	2022	SIA	12/13/2021	2/11/2022	61
DDG	80	USS ROOSEVELT	CNSL	ROTA	2022	SIA	3/1/2022	4/29/2022	60
DDG	51	USS ARLEIGH BURKE	CNSL	ROTA	2022	SIA	7/11/2022	9/9/2022	61

FY Total Man-Days Estimate 36,605

FY23

Class	Hull	Ship Name	TYCOM	NSA	Fiscal Year	Assigned Avail Number	Start Date	End Date	Duration
DDG	79	USS OSCAR AUSTIN	CNSL	ROTA	2023	SIA	11/7/2022	1/6/2023	61
DDG	84	USS BULKELEY	CNSL	ROTA	2023	SRA	2/20/2023	5/30/2023	100
DDG	80	USS ROOSEVELT	CNSL	ROTA	2023	SRA	6/19/2023	9/28/2023	102

FY Total Man-Days Estimate 58,065

FY24

Class	Hull	Ship Name	TYCOM	NSA	Fiscal Year	Assigned Avail Number	Start Date	End Date	Duration
DDG	51	USS ARLEIGH BURKE	CNSL	ROTA	2024	SRA	10/23/2023	2/1/2024	102
DDG	79	USS OSCAR AUSTIN	CNSL	ROTA	2024	SRA	2/19/2024	5/30/2024	102
DDG	84	USS BULKELEY	CNSL	ROTA	2024	SRA	6/10/2024	9/19/2024	102

FY Total Man-Days Estimate 69,490

FY25

Class	Hull	Ship Name	TYCOM	NSA	Fiscal Year	Assigned Avail Number	Start Date	End Date	Duration
DDG	80	USS ROOSEVELT	CNSL	ROTA	2025	SIA	10/14/2024	12/13/2024	61
DDG	51	USS ARLEIGH BURKE	CNSL	ROTA	2025	SIA	2/10/2025	4/11/2025	61
DDG	79	USS OSCAR AUSTIN	CNSL	ROTA	2025	SIA	6/16/2025	8/15/2025	61

FY Total Man-Days Estimate 33,579

"Intent of this information is to provide U.S. DoD industry contractors a general schedule for information and planning purposes for upcoming surface ship maintenance periods- It does not constitute any request for information or request for proposals or any commitment to contract for work in accordance with this plan. This information is to assist U.S. DoD industry contractors by providing a broad overview of frequently changing (driven by U.S. Navy operations) maintenance schedules and is not a guarantee of workload or exact ship schedules"

"Distribution Statement A: Approved for Public Release; Distribution is unlimited."

FDRMC - BAHRAIN
Workload Forecast with MOD estimates (no AIT) FY18 - FY21
Industry Forecast - as of 01 SEP 2018

Workload Color Legend: CM NECC MCM PC

Green Dash Line 3-Year Historical Worklaod Average = 294 RPD — Black Dash Line: Industry Provided SURGE Capacity = 397 RPD — 01AUG2018 WORKLOAD

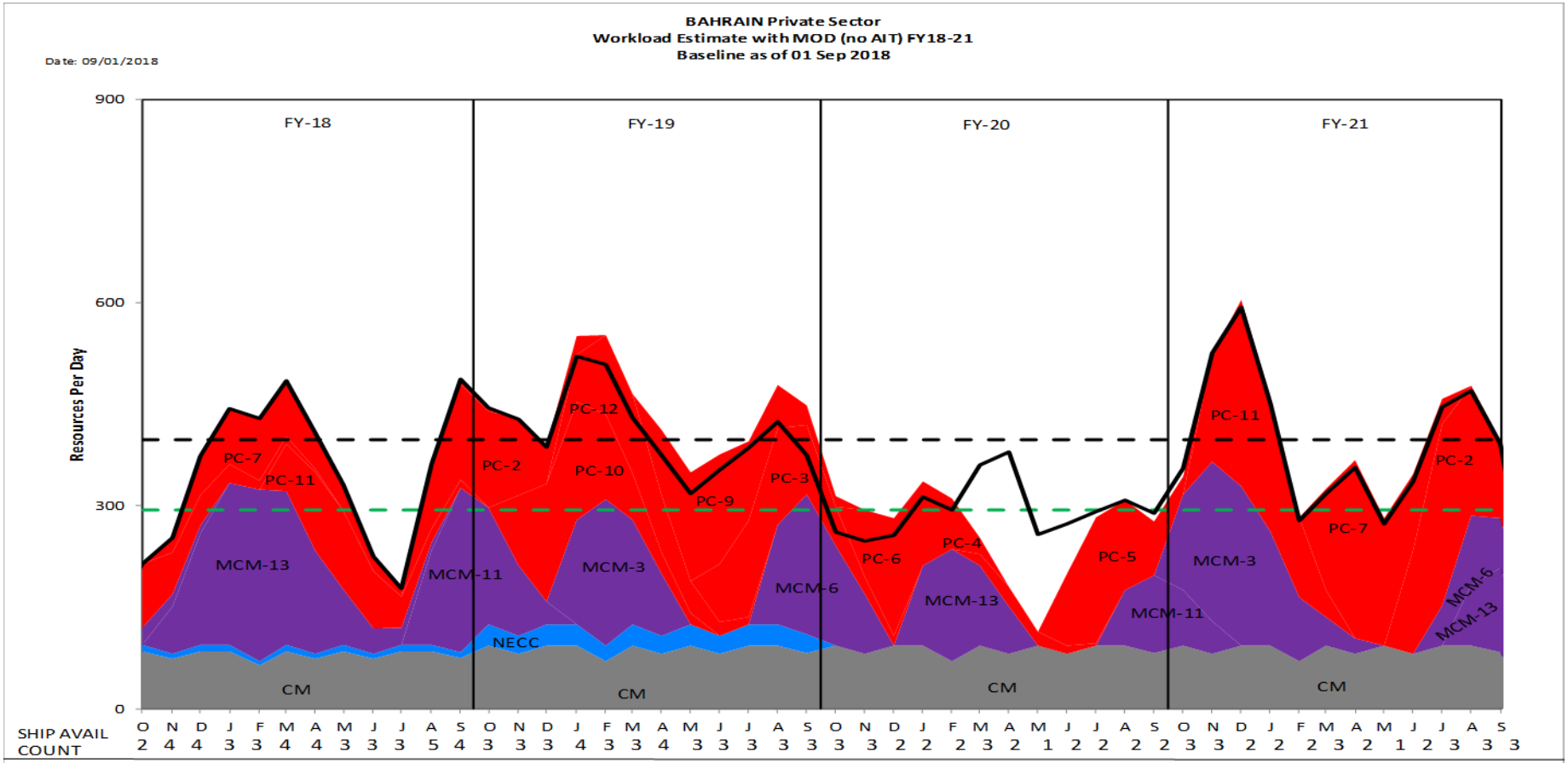

	FY-18	FY-19	FY-20	FY-21
Total FY Man-Days	87,591	110,305	65,802	101,570
Average FY Man-Days	349	441	262	405

"Intent of this information is to provide U.S. DoD industry contractors a general schedule for information and planning purposes for upcoming surface ship maintenance periods- It does not constitute any request for information or request for proposals or any commitment to contract for work in accordance with this plan. This information is to assist U.S. DoD industry contractors by providing a broad overview of frequently changing (driven by U.S. Navy operations) maintenance schedules and is not a guarantee of workload or exact ship schedules"

"Distribution Statement A: Approved for Public Release; Distribution is unlimited."

FDRMC - BAHRAIN
Workload Forecast with MOD estimates (no AIT) FY18 - FY21
Industry Forecast - as of 01 SEP 2018

CG / LSD Modernization Coast Wide Bid (Duration > 10 Months)

FY18

Class	Hull	Ship Name	TYCOM	NSA	Fiscal Year	Assigned Avail Number	Start Date	End Date	Duration
MCM	13	USS DEXTROUS	CNSP	BAHR	2018	DSRA3	11/5/2017	8/9/2018	278
PC	7	USS SQUALL	CNSL	BAHR	2018	DPMA	11/19/2017	10/4/2018	320
PC	11	USS WHIRLWIND	CNSL	BAHR	2018	DSRA8	3/11/2018	9/20/2018	194
PC	2	USS TEMPEST	CNSL	BAHR	2018	DSRA8	8/5/2018	1/31/2019	180
MCM	11	USS GLADIATOR	CNSP	BAHR	2018	SRA4-1	8/20/2018	12/15/2018	118

FY Total Man-Days Estimate 87,591

FY19

Class	Hull	Ship Name	TYCOM	NSA	Fiscal Year	Assigned Avail Number	Start Date	End Date	Duration
PC	10	USS FIREBOLT	CNSL	BAHR	2019	DSRA8	11/11/2018	5/9/2019	180
MCM	3	USS SENTRY	CNSP	BAHR	2019	SRA5-2	1/14/2019	4/25/2019	102
PC	12	USS THUNDERBOLT	CNSL	BAHR	2019	DSRA7	1/20/2019	7/18/2019	180
PC	9	USS CHINOOK	CNSL	BAHR	2019	DSRA8	4/7/2019	10/3/2019	180
PC	3	USS HURRICANE	CNSL	BAHR	2019	DSRA8	6/16/2019	12/12/2019	180
MCM	6	USS DEVASTATOR	CNSP	BAHR	2019	SRA5-1	8/19/2019	11/28/2019	102

FY Total Man-Days Estimate 110,305

FY20

Class	Hull	Ship Name	TYCOM	NSA	Fiscal Year	Assigned Avail Number	Start Date	End Date	Duration
PC	6	USS SIROCCO	CNSL	BAHR	2020	DSRA9	11/10/2019	3/14/2020	126
MCM	13	USS DEXTROUS	CNSP	BAHR	2020	SRA4-1 FDNF	1/13/2020	4/21/2020	100
PC	4	USS MONSOON	CNSL	BAHR	2020	DSRA9	3/8/2020	7/11/2020	126
PC	5	USS TYPHOON	CNSL	BAHR	2020	DSRA8	6/14/2020	10/17/2020	126
MCM	11	USS GLADIATOR	CNSP	BAHR	2020	SRA4-2	8/23/2020	11/11/2020	81

FY Total Man-Days Estimate 65,802

FY21

Class	Hull	Ship Name	TYCOM	NSA	Fiscal Year	Assigned Avail Number	Start Date	End Date	Duration
MCM	3	USS SENTRY	CNSL	BAHR	2021	DSRA5	10/10/2020	4/25/2021	198
PC	11	USS WHIRLWIND	CNSL	BAHR	2021	DSRA9	11/15/2020	3/20/2021	126
PC	7	USS SQUALL	CNSL	BAHR	2021	DSRA9	3/7/2021	7/10/2021	126
PC	2	USS TEMPEST	CNSL	BAHR	2021	DSRA9	6/27/2021	10/30/2021	126
MCM	6	USS DEVASTATOR	CNSP	BAHR	2021	SRA 5-2	7/10/2021	11/28/2021	142
MCM	13	USS DEXTROUS	CNSP	BAHR	2021	SRA4-2	8/16/2021	11/23/2021	100

FY Total Man-Days Estimate 101,570

"Intent of this information is to provide U.S. DoD industry contractors a general schedule for information and planning purposes for upcoming surface ship maintenance periods- It does not constitute any request for information or request for proposals or any commitment to contract for work in accordance with this plan. This information is to assist U.S. DoD industry contractors by providing a broad overview of frequently changing (driven by U.S. Navy operations) maintenance schedules and is not a guarantee of workload or exact ship schedules"

"Distribution Statement A: Approved for Public Release; Distribution is unlimited."

FDRMC - BAHRAIN
Workload Forecast with MOD estimates (no AIT) FY22 - FY25
Industry Forecast - as of 01 SEP 2018

Workload Color Legend: CM NECC MCM PC

Green Dash Line 3-Year Historical Worklaod Average = 294 RPD — Black Dash Line: Industry Provided SURGE Capacity = 397 RPD — 01AUG2018 WORKLOAD

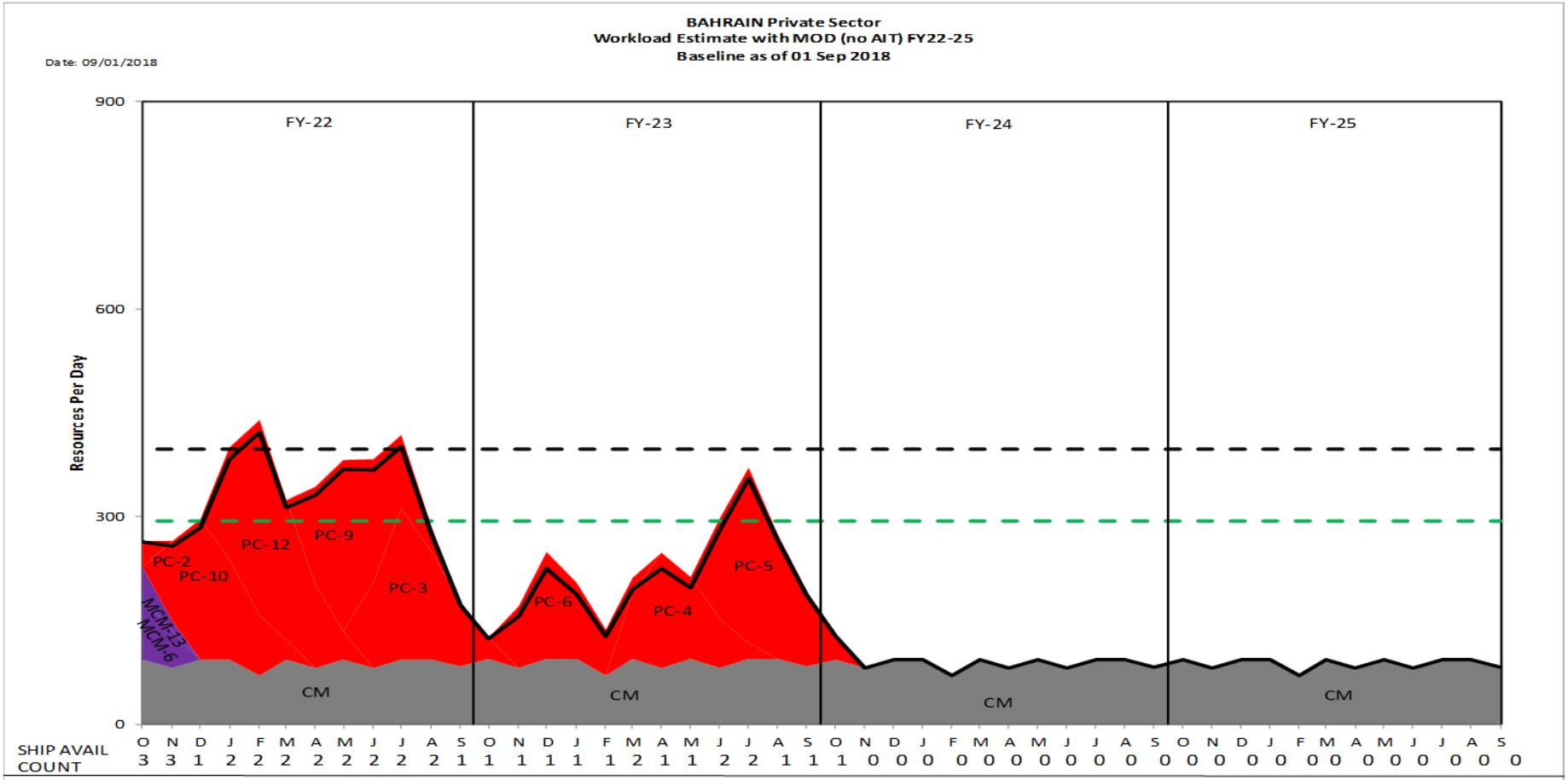
BAHRAIN Private Sector
Workload Estimate with MOD (no AIT) FY22-25
Baseline as of 01 Sep 2018
Date: 09/01/2018
Resources Per Day
900
600
300
0
FY-22
FY-23
FY-24
FY-25
PC-2
PC-10
PC-12
PC-9
PC-3
PC-6
PC-4
PC-5
MCM-13
MCM-6
CM
CM
CM
CM
SHIP AVAIL COUNT
O N D J F M A M J J A S O N D J F M A M J J A S O N D J F M A M J J A S O N D J F M A M J J A S
3 3 1 2 2 2 2 2 2 2 2 1 1 1 1 1 1 1 2 1 1 2 2 1 1 1 0 0 0

FDRMC - BAHRAIN
Workload Forecast with MOD estimates (no AIT) FY22 - FY25
Industry Forecast - as of 01 SEP 2018

CG / LSD Modernization Coast Wide Bid (Duration > 10 Months)

FY22

Class	Hull	Ship Name	TYCOM	NSA	Fiscal Year	Assigned Avail Number	Start Date	End Date	Duration
PC	10	USS FIREBOLT	CNSL	BAHR	2022	DSRA9	11/7/2021	3/12/2022	126
PC	12	USS THUNDERBOLT	CNSL	BAHR	2022	DSRA8	1/23/2022	5/28/2022	126
PC	9	USS CHINOOK	CNSL	BAHR	2022	DSRA9	4/10/2022	8/13/2022	126
PC	3	USS HURRICANE	CNSL	BAHR	2022	DSRA9	6/26/2022	10/29/2022	126

FY Total Man-Days Estimate 82,724

FY23

Class	Hull	Ship Name	TYCOM	NSA	Fiscal Year	Assigned Avail Number	Start Date	End Date	Duration
PC	6	USS SIROCCO	CNSL	BAHR	2023	DSRA9	11/13/2022	3/18/2023	126
PC	4	USS MONSOON	CNSL	BAHR	2023	DSRA9	3/5/2023	7/8/2023	126
PC	5	USS TYPHOON	CNSL	BAHR	2023	DSRA9	6/18/2023	10/21/2023	126

FY Total Man-Days Estimate 56,501

FY24

Class	Hull	Ship Name	TYCOM	NSA	Fiscal Year	Assigned Avail Number	Start Date	End Date	Duration

FY Total Man-Days Estimate 22,705

FY25

Class	Hull	Ship Name	TYCOM	NSA	Fiscal Year	Assigned Avail Number	Start Date	End Date	Duration

FY Total Man-Days Estimate 22,018

"Intent of this information is to provide U.S. DoD industry contractors a general schedule for information and planning purposes for upcoming surface ship maintenance periods- It does not constitute any request for information or request for proposals or any commitment to contract for work in accordance with this plan. This information is to assist U.S. DoD industry contractors by providing a broad overview of frequently changing (driven by U.S. Navy operations) maintenance schedules and is not a guarantee of workload or exact ship schedules"

"Distribution Statement A: Approved for Public Release; Distribution is unlimited."