MARMC / SWRMC / SERMC / NWRMC / HRMC / FDRMC
Total Private Sector Workload Estimate
including MOD estimates (no AIT)
FY18 - FY25
as of 01 JAN 2018

Industry Version Q2 M1

"Intent of this information is to provide U.S. DoD industry contractors a general schedule for information and planning purposes for upcoming surface ship maintenance periods- It does not constitute any request for information or request for proposals or any commitment to contract for work in accordance with this plan. This information is to assist U.S. DoD industry contractors by providing a broad overview of frequently changing (driven by U.S. Navy operations) maintenance schedules and is not a guarantee of workload or exact ship schedules"

"Distribution Statement A: Approved for Public Release; Distribution is unlimited."

MARMC Private Sector
Workload Forecast with MOD estimates (no AIT) FY18 - FY21
Industry Forecast - as of 01 JAN 2018

Workload Color Legend: CM | Small Craft | S/Y Contracting | AFDL | CG | CVN | DDG | LHD | LPD | LSD | PC | CG / LSD Modernization Program | Coast-Wide Contracting Strategy (CWB) | CG / LSD Mod Program (CWB)

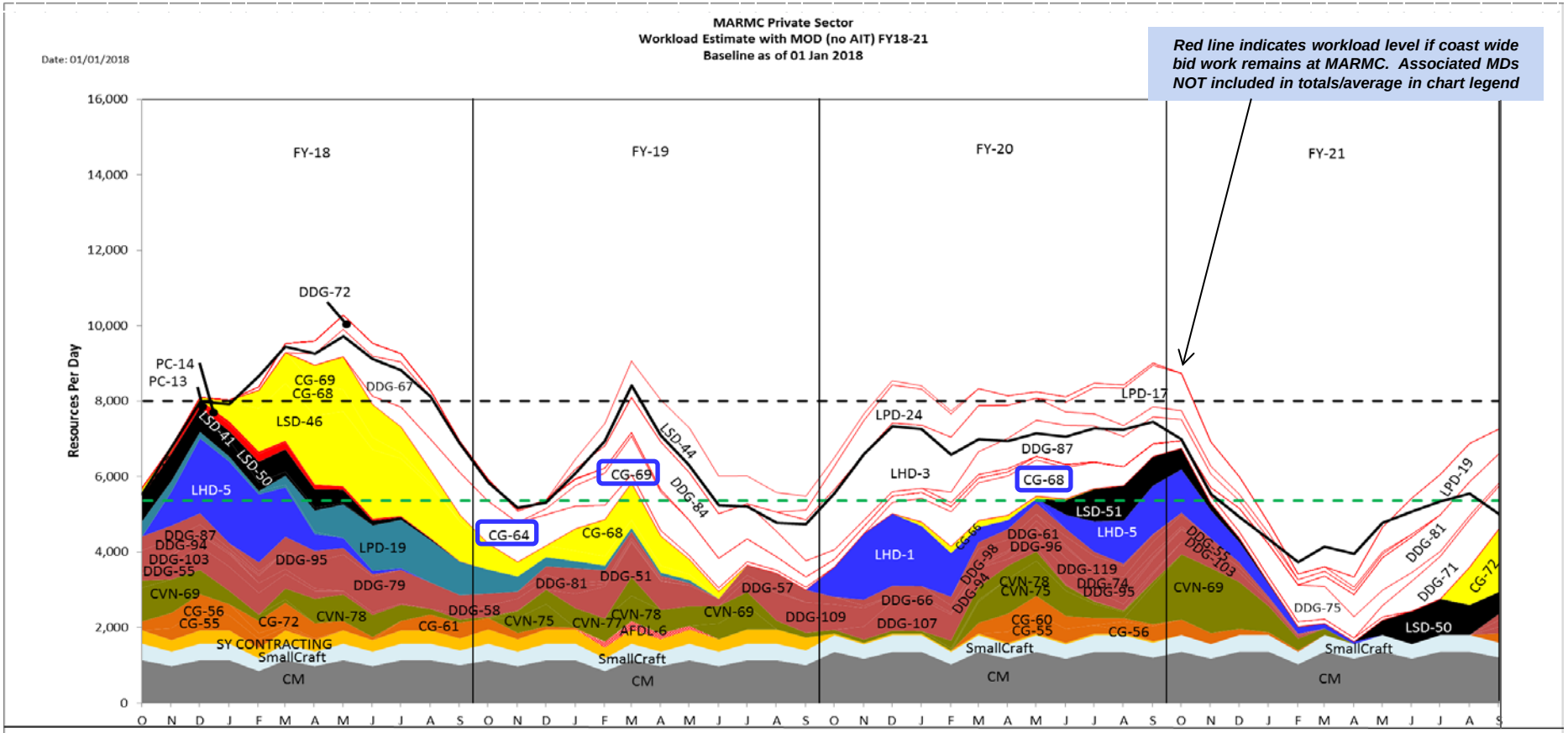

	FY-18	FY-19	FY-20	FY-21
Total TYCOM, CM & MOD FY Mandays	1,900,299	1,021,216	1,284,440	849,973
Average TYCOM, CM & MOD FY Mandays	7,562	4,061	5,063	3,417

Green Dash Line: 3-Year Historical Workload Average = 5368 RPD — Black Dash Line: Industry Provided SURGE Capacity = 8000 RPD — 01 NOV 2017 WORKLOAD

"Intent of this information is to provide U.S. DoD industry contractors a general schedule for information and planning purposes for upcoming surface ship maintenance periods- It does not constitute any request for information or request for proposals or any commitment to contract for work in accordance with this plan. This information is to assist U.S. DoD industry contractors by providing a broad overview of frequently changing (driven by U.S. Navy operations) maintenance schedules and is not a guarantee of workload or exact ship schedules"

"Distribution Statement A: Approved for Public Release; Distribution is unlimited."

MARMC Private Sector
Workload Forecast with MOD estimates (no AIT) FY18 - FY19
Industry Forecast - as of 01 JAN 2018

CG / LSD Modernization | Coast Wide Bid (Duration > 10 Months) | DDG 1000 Ship

FY18

Class	Hull	Ship Name	TYCOM	NSA	Fiscal Year	Assigned Avail Number	Start Date	End Date	Duration
CVN	78	USS GERALD R. FORD	CNAL	SPORT	2018	SRA	3/13/2018	11/20/2018	253
CG	56	USS SAN JACINTO	CNSL	SPORT	2018	SRA4-1	10/9/2017	4/13/2018	187
DDG	103	USS TRUXTUN	CNSL	SPORT	2018	DSRA1	10/9/2017	7/20/2018	285
CG	55	USS LEYTE GULF	CNSL	SPORT	2018	SRA4-1	11/6/2017	3/9/2018	124
LHD	5	USS BATAAN	CNSL	SPORT	2018	PMA3-1	11/6/2017	7/13/2018	250
DDG	55	USS STOUT	CNSL	SPORT	2018	SRA3-2	11/13/2017	4/20/2018	159
PC	14	USS TORNADO	CNSL	SPORT	2018	EDMAV	11/13/2017	6/8/2018	208
PC	13	USS SHAMAL	CNSL	SPORT	2018	DPMA	11/13/2017	9/7/2018	299
LSD	46	USS TORTUGA	SEA 21	SPORT	2018	MODPRD / SRA	1/8/2018	5/10/2019	488
LSD	50	USS CARTER HALL	CNSL	SPORT	2018	SRA3-1	1/22/2018	8/24/2018	215
CG	68	USS ANZIO	SEA 21	SPORT	2018	SSRA1	2/5/2018	8/3/2018	180
CG	72	USS VELLA GULF	CNSL	SPORT	2018	SRA3-2	2/19/2018	6/29/2018	131
DDG	72	USS MAHAN	CNSL	SPORT	2018	SRA	2/19/2018	1/25/2019	341
DDG	79	USS OSCAR AUSTIN	CNSL	SPORT	2018	DMP	2/19/2018	5/17/2019	453
DDG	95	USS JAMES E. WILLIAMS	CNSL	SPORT	2018	SRA2-1	2/19/2018	6/29/2018	131
LPD	19	USS MESA VERDE	CNSL	SPORT	2018	DPMA	3/5/2018	5/3/2019	425
CG	69	USS VICKSBURG	SEA 21	SPORT	2018	SSRA2	4/2/2018	9/28/2018	180
DDG	67	USS COLE	CNSL	SPORT	2018	EDSRA	4/9/2018	4/5/2019	362
CG	64	USS GETTYSBURG	SEA 21	SPORT	2018	MODPRD	6/11/2018	9/27/2019	474
CG	61	USS MONTEREY	CNSL	SPORT	2018	SRA3-1	7/9/2018	1/25/2019	201
DDG	58	USS LABOON	CNSL	SPORT	2018	SRA3-2	9/17/2018	4/5/2019	201

FY Total Manday Estimate **1,900,299**

FY19

Class	Hull	Ship Name	TYCOM	NSA	Fiscal Year	Assigned Avail Number	Start Date	End Date	Duration
CVN	77	USS GEORGE H.W. BUSH	CNAL	SPORT	2019	DPIA	11/6/2018	3/7/2020	488
CVN	75	USS HARRY S. TRUMAN	CNAL	SPORT	2019	CIA	11/15/2018	12/29/2018	45
CVN	78	USS GERALD R. FORD	CNAL	SPORT	2019	CIA 1	3/1/2019	3/30/2019	30
CVN	69	USS DWIGHT D. EISENHOWER	CNAL	SPORT	2019	CIA	6/15/2019	7/29/2019	45
CG	69	USS VICKSBURG	SEA 21	SPORT	2019	MODPRD	12/3/2018	6/5/2020	551
DDG	81	USS WINSTON S. CHURCHILL	CNSL	SPORT	2019	SRA2-2	12/17/2018	4/26/2019	131
CG	68	USS ANZIO	SEA 21	SPORT	2019	SSRA2	1/2/2019	6/28/2019	178
DDG	84	USS BULKELEY	CNSL	SPORT	2019	DMP	1/7/2019	4/3/2020	453
DDG	51	USS ARLEIGH BURKE	CNSL	SPORT	2019	DSRA3	1/7/2019	8/2/2019	208
LSD	44	USS GUNSTON HALL	CNSL	SPORT	2019	DSRA3	1/7/2019	2/7/2020	397
AFDL	6	USS DYNAMIC	CNSL	SPORT	2019	SCO	2/13/2019	5/15/2019	92
LSD	46	USS TORTUGA	SEA 21	SPORT	2019	REINT	7/1/2019	9/27/2019	89
DDG	109	USS JASON DUNHAM	CNSL	SPORT	2019	DSRA1	7/8/2019	2/7/2020	215
DDG	57	USS MITSCHER	CNSL	SPORT	2019	SRA3-1	7/15/2019	11/29/2019	138
LHD	3	USS KEARSARGE	CNSL	SPORT	2019	DPMA3	8/19/2019	1/22/2021	523
LPD	24	USS ARLINGTON	CNSL	SPORT	2019	SRA1-2	9/23/2019	9/25/2020	369
CG	64	USS GETTYSBURG	SEA 21	SPORT	2019	REINT	9/30/2019	1/31/2020	124

FY Total Manday Estimate **1,021,216**

"Intent of this information is to provide U.S. DoD industry contractors a general schedule for information and planning purposes for upcoming surface ship maintenance periods- It does not constitute any request for information or request for proposals or any commitment to contract for work in accordance with this plan. This information is to assist U.S. DoD industry contractors by providing a broad overview of frequently changing (driven by U.S. Navy operations) maintenance schedules and is not a guarantee of workload or exact ship schedules"

"Distribution Statement A: Approved for Public Release; Distribution is unlimited."

MARMC Private Sector
Workload Forecast with MOD estimates (no AIT) FY20 - FY21
Industry Forecast - as of 01 JAN 2018

CG / LSD Modernization | Coast Wide Bid (Duration > 10 Months) | DDG 1000 Ship

FY20

Class	Hull	Ship Name	TYCOM	NSA	Fiscal Year	Assigned Avail Number	Start Date	End Date	Duration
CVN	78	USS GERALD R. FORD	CNAL	SPORT	2020	PIA1	2/7/2020	8/8/2020	184
CVN	75	USS HARRY S. TRUMAN	CNAL	SPORT	2020	PIA 3	3/18/2020	9/21/2020	188
CVN	69	USS DWIGHT D. EISENHOWER	CNAL	SPORT	2020	PIA 3	9/17/2020	3/18/2021	183
LHD	1	USS WASP	CNSL	SPORT	2020	PMA4-1	10/28/2019	5/29/2020	215
DDG	107	USS GRAVELY	CNSL	SPORT	2020	DSRA1	11/11/2019	7/31/2020	264
DDG	66	USS GONZALEZ	CNSL	SPORT	2020	SRA3-1	11/18/2019	5/1/2020	166
CG	68	USS ANZIO	SEA 21	SPORT	2020	MODPRD	12/2/2019	5/31/2021	547
CG	66	USS HUE CITY	SEA 21	SPORT	2020	SSRA1	1/6/2020	7/3/2020	180
DDG	87	USS MASON	CNSL	SPORT	2020	DMP	2/3/2020	6/25/2021	509
DDG	94	USS NITZE	CNSL	SPORT	2020	SRA2-2	2/17/2020	6/26/2020	131
CG	60	USS NORMANDY	CNSL	SPORT	2020	SRA3-2	3/23/2020	9/18/2020	180
DDG	98	USS FORREST SHERMAN	CNSL	SPORT	2020	SRA2-1	3/30/2020	9/11/2020	166
CG	55	USS LEYTE GULF	CNSL	SPORT	2020	SRA4-2	4/6/2020	8/28/2020	145
DDG	61	USS RAMAGE	CNSL	SPORT	2020	SRA3-2	4/27/2020	10/9/2020	166
DDG	74	USS MCFAUL	CNSL	SPORT	2020	SRA3-1	5/11/2020	10/23/2020	166
DDG	119	USS DELBERT D. BLACK	CNSL	SPORT	2020	PSA	5/25/2020	9/4/2020	103
DDG	96	USS BAINBRIDGE	CNSL	SPORT	2020	SRA2-2	6/1/2020	10/9/2020	131
CG	69	USS VICKSBURG	SEA 21	SPORT	2020	REINT	6/8/2020	10/2/2020	117
LHD	5	USS BATAAN	CNSL	SPORT	2020	PMA3-2	6/8/2020	4/2/2021	299
LPD	17	USS SAN ANTONIO	CNSL	SPORT	2020	SRA2-1	6/15/2020	5/7/2021	327
LSD	51	USS OAK HILL	CNSL	SPORT	2020	SRA3-2	6/15/2020	2/12/2021	243
DDG	55	USS STOUT	CNSL	SPORT	2020	SRA3-2	8/3/2020	2/19/2021	201
CG	56	USS SAN JACINTO	CNSL	SPORT	2020	SRA4-2	8/17/2020	2/12/2021	180
DDG	95	USS JAMES E. WILLIAMS	CNSL	SPORT	2020	SRA2-2	8/31/2020	2/12/2021	166
DDG	103	USS TRUXTUN	CNSL	SPORT	2020	SRA2-1	9/14/2020	2/19/2021	159

FY Total Manday Estimate 1,284,440

FY21

Class	Hull	Ship Name	TYCOM	NSA	Fiscal Year	Assigned Avail Number	Start Date	End Date	Duration
DDG	75	USS DONALD COOK	CNSL	SPORT	2021	EDSRA	11/2/2020	10/8/2021	341
DDG	81	USS WINSTON S. CHURCHILL	CNSL	SPORT	2021	DMP	3/29/2021	8/12/2022	502
LPD	19	USS MESA VERDE	CNSL	SPORT	2021	SRA2-1	4/5/2021	4/8/2022	369
DDG	71	USS ROSS	CNSL	SPORT	2021	EDSRA	5/3/2021	4/15/2022	348
LSD	50	USS CARTER HALL	CNSL	SPORT	2021	SRA3-2	5/3/2021	12/3/2021	215
CG	68	USS ANZIO	SEA 21	SPORT	2021	REINT	6/7/2021	10/1/2021	117
CG	72	USS VELLA GULF	SEA 21	SPORT	2021	DSRA2	8/23/2021	2/18/2022	180
DDG	72	USS MAHAN	CNSL	SPORT	2021	SRA3-2	9/13/2021	2/25/2022	166
DDG	58	USS LABOON	CNSL	SPORT	2021	SRA3-2	9/20/2021	2/4/2022	138
CG	61	USS MONTEREY	CNSL	SPORT	2021	SRA3-2	9/27/2021	3/11/2022	166
DDG	67	USS COLE	CNSL	SPORT	2021	SRA3-1	9/27/2021	2/25/2022	152

FY Total Manday Estimate 849,973

"Intent of this information is to provide U.S. DoD industry contractors a general schedule for information and planning purposes for upcoming surface ship maintenance periods- It does not constitute any request for information or request for proposals or any commitment to contract for work in accordance with this plan. This information is to assist U.S. DoD industry contractors by providing a broad overview of frequently changing (driven by U.S. Navy operations) maintenance schedules and is not a guarantee of workload or exact ship schedules"

"Distribution Statement A: Approved for Public Release; Distribution is unlimited."

MARMC Private Sector
Workload Forecast with MOD estimates (no AIT) FY22 - FY25
Industry Forecast - as of 01 JAN 2018

Workload Color Legend: CM | Small Craft | S/Y Contracting | AFDL | CG | CVN | DDG | LHD | LPD | LSD | PC | CG / LSD Modernization Program | Coast-Wide Contracting Strategy (CWB) | CG / LSD Mod Program (CWB)

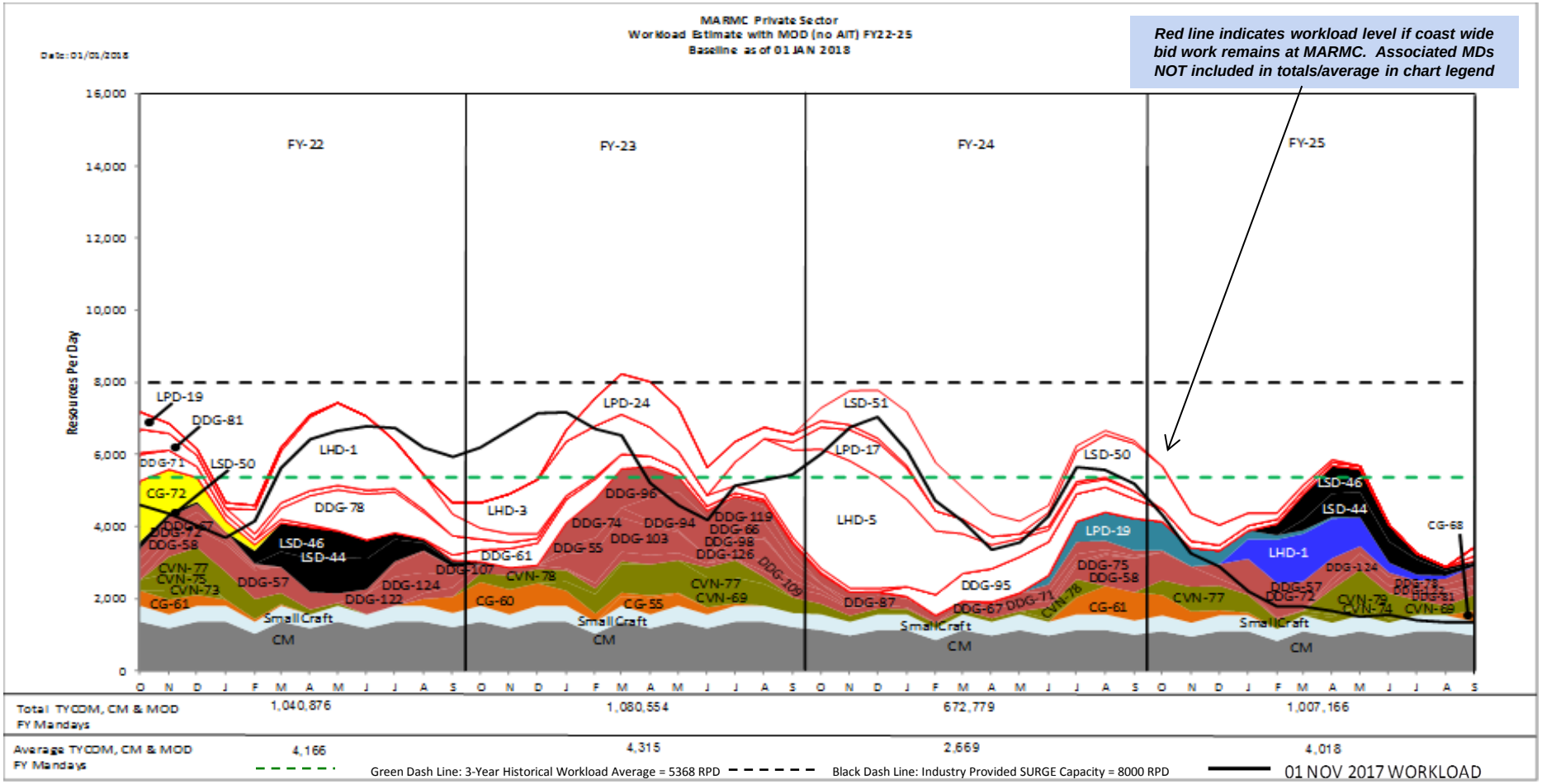

"Intent of this information is to provide U.S. DoD industry contractors a general schedule for information and planning purposes for upcoming surface ship maintenance periods- It does not constitute any request for information or request for proposals or any commitment to contract for work in accordance with this plan. This information is to assist U.S. DoD industry contractors by providing a broad overview of frequently changing (driven by U.S. Navy operations) maintenance schedules and is not a guarantee of workload or exact ship schedules"

"Distribution Statement A: Approved for Public Release; Distribution is unlimited."

MARMC Private Sector
Workload Forecast with MOD estimates (no AIT) FY22 - FY23
Industry Forecast - as of 01 JAN 2018

CG / LSD Modernization | Coast Wide Bid (Duration > 10 Months) | DDG 1000 Ship

FY22

Class	Hull	Ship Name	TYCOM	NSA	Fiscal Year	Assigned Avail Number	Start Date	End Date	Duration
CVN	75	USS HARRY S. TRUMAN	CNAL	SPORT	2022	CIA	10/21/2021	12/5/2021	46
CVN	73	USS GEORGE WASHINGTON	CNAL	SPORT	2022	CIA (R)	11/1/2021	12/30/2021	60
CVN	77	USS GEORGE H.W. BUSH	CNAL	SPORT	2022	PIA 2	11/15/2021	5/21/2022	188
DDG	57	USS MITSCHER	CNSL	SPORT	2022	DSRA3	11/8/2021	8/12/2022	278
LHD	1	USS WASP	CNSL	SPORT	2022	DPMA3	2/14/2022	12/16/2022	306
LSD	46	USS TORTUGA	CNSL	SPORT	2022	SRA3-1	2/14/2022	9/30/2022	229
DDG	78	USS PORTER	CNSL	SPORT	2022	EDSRA	3/14/2022	2/17/2023	341
LSD	44	USS GUNSTON HALL	CNSL	SPORT	2022	SRA4-1	3/14/2022	10/14/2022	215
DDG	122	USS JOHN BASILONE	CNSL	SPORT	2022	PSA	6/6/2022	9/16/2022	103
DDG	124	USS HARVEY C BARNUM JR	CNSL	SPORT	2022	PSA	7/11/2022	9/23/2022	75
CG	60	USS NORMANDY	CNSL	SPORT	2022	DSRA3	8/22/2022	5/12/2023	264
DDG	107	USS GRAVELY	CNSL	SPORT	2022	SRA	8/22/2022	1/6/2023	138
DDG	61	USS RAMAGE	CNSL	SPORT	2022	DSRA3	9/19/2022	10/6/2023	383
LHD	3	USS KEARSARGE	CNSL	SPORT	2022	PMA4-1	9/26/2022	12/15/2023	446

FY Total Manday Estimate 1,040,876

FY23

Class	Hull	Ship Name	TYCOM	NSA	Fiscal Year	Assigned Avail Number	Start Date	End Date	Duration
CVN	78	USS GERALD R. FORD	CNAL	SPORT	2023	PIA 1	10/1/2022	3/31/2023	182
CVN	69	USS DWIGHT D. EISENHOWER	CNAL	SPORT	2023	DPIA3	1/30/2023	6/1/2024	489
CVN	77	USS GEORGE H.W. BUSH	CNAL	SPORT	2023	CIA	6/20/2023	8/4/2023	46
DDG	74	USS MCFAUL	CNSL	SPORT	2023	SRA3-2	1/16/2023	5/26/2023	131
DDG	55	USS STOUT	CNSL	SPORT	2023	DSRA3	1/23/2023	8/18/2023	208
DDG	96	USS BAINBRIDGE	CNSL	SPORT	2023	DSRA2	1/23/2023	6/23/2023	152
LPD	24	USS ARLINGTON	CNSL	SPORT	2023	DSRA1	1/23/2023	1/12/2024	355
DDG	103	USS TRUXTUN	CNSL	SPORT	2023	SRA2-2	2/6/2023	7/21/2023	166
CG	55	USS LEYTE GULF	CNSL	SPORT	2023	SRA4-2	3/13/2023	7/21/2023	131
DDG	94	USS NITZE	CNSL	SPORT	2023	DSRA2	4/10/2023	9/8/2023	152
DDG	66	USS GONZALEZ	CNSL	SPORT	2023	SRA3-2	7/10/2023	11/17/2023	131
DDG	119	USS DELBERT D. BLACK	CNSL	SPORT	2023	SRA1-1	7/10/2023	11/17/2023	131
DDG	126	USS LOUIS H WILSON JR	CNSL	SPORT	2023	PSA	7/10/2023	9/22/2023	75
LHD	5	USS BATAAN	CNSL	SPORT	2023	DPMA3	7/17/2023	9/6/2024	418
DDG	109	USS JASON DUNHAM	CNSL	SPORT	2023	SRA2-1	8/21/2023	2/9/2024	173
DDG	98	USS FORREST SHERMAN	CNSL	SPORT	2023	SRA2-2	8/28/2023	1/12/2024	138
LPD	17	USS SAN ANTONIO	CNSL	SPORT	2023	SRA2-2	9/18/2023	8/9/2024	327

FY Total Manday Estimate 1,080,554

"Intent of this information is to provide U.S. DoD industry contractors a general schedule for information and planning purposes for upcoming surface ship maintenance periods- It does not constitute any request for information or request for proposals or any commitment to contract for work in accordance with this plan. This information is to assist U.S. DoD industry contractors by providing a broad overview of frequently changing (driven by U.S. Navy operations) maintenance schedules and is not a guarantee of workload or exact ship schedules"

"Distribution Statement A: Approved for Public Release; Distribution is unlimited."

MARMC Private Sector
Workload Forecast with MOD estimates (no AIT) FY24 - FY25
Industry Forecast - as of 01 JAN 2018

CG / LSD Modernization | Coast Wide Bid (Duration > 10 Months) | DDG 1000 Ship

FY24

Class	Hull	Ship Name	TYCOM	NSA	Fiscal Year	Assigned Avail Number	Start Date	End Date	Duration
CVN	78	USS GERALD R. FORD	CNAL	SPORT	2024	CIA	6/1/2024	7/15/2024	45
CG	66	USS HUE CITY	CNSL	SPORT	2024	REINT	10/2/2023	1/26/2024	117
LSD	51	USS OAK HILL	CNSL	SPORT	2024	DSRA3	10/30/2023	9/6/2024	313
DDG	87	USS MASON	CNSL	SPORT	2024	SRA3-1	11/13/2023	4/5/2024	145
DDG	95	USS JAMES E. WILLIAMS	CNSL	SPORT	2024	DMP	1/29/2024	5/16/2025	474
DDG	67	USS COLE	CNSL	SPORT	2024	SRA3-2	3/25/2024	9/6/2024	166
DDG	71	USS ROSS	CNSL	SPORT	2024	SRA3-1	4/15/2024	9/27/2024	166
LSD	50	USS CARTER HALL	CNSL	SPORT	2024	DSRA3	6/3/2024	4/25/2025	327
DDG	75	USS DONALD COOK	CNSL	SPORT	2024	SRA3-1	6/17/2024	10/25/2024	131
LPD	19	USS MESA VERDE	CNSL	SPORT	2024	SRA2-2	6/24/2024	4/11/2025	292
CG	61	USS MONTEREY	CNSL	SPORT	2024	DSRA3	7/8/2024	1/24/2025	201
DDG	58	USS LABOON	CNSL	SPORT	2024	DSRA3	7/8/2024	3/14/2025	250

FY Total Manday Estimate 672,779

FY25

Class	Hull	Ship Name	TYCOM	NSA	Fiscal Year	Assigned Avail Number	Start Date	End Date	Duration
CVN	77	USS GEORGE H.W. BUSH	CNSL	SPORT	2025	PIA	10/1/2024	4/2/2025	184
CVN	74	USS JOHN C. STENNIS	CNSL	SPORT	2025	CIA	4/15/2025	6/13/2025	60
CVN	79	USS JOHN F. KENNEDY	CNSL	SPORT	2025	SRA	4/21/2025	7/20/2025	91
CVN	69	USS DWIGHT D. EISENHOWER	CNSL	SPORT	2025	CIA	8/30/2025	10/15/2025	47
DDG	72	USS MAHAN	CNSL	SPORT	2025	DSRA3	12/2/2024	8/29/2025	271
LHD	1	USS WASP	CNSL	SPORT	2025	PMA5-1	1/27/2025	8/29/2025	215
LSD	46	USS TORTUGA	CNSL	SPORT	2025	PMA4-2	2/10/2025	9/12/2025	215
LSD	44	USS GUNSTON HALL	CNSL	SPORT	2025	SRA4-2	3/10/2025	10/10/2025	215
DDG	57	USS MITSCHER	CNSL	SPORT	2025	SRA	4/7/2025	9/19/2025	166
DDG	124	USS HARVEY C BARNUM JR	CNSL	SPORT	2025	SRA1-1	4/14/2025	9/19/2025	159
DDG	122	USS JOHN BASILONE	CNSL	SPORT	2025	SRA1-1	7/14/2025	11/21/2025	131
DDG	81	USS WINSTON S. CHURCHILL	CNSL	SPORT	2025	SRA	8/11/2025	1/30/2026	173
DDG	78	USS PORTER	CNSL	SPORT	2025	SRA3-1	8/25/2025	1/9/2026	138
CG	68	USS ANZIO	CNSL	SPORT	2025	SRA4-1	9/8/2025	1/16/2026	131
DDG	98	USS FORREST SHERMAN	CNSL	SPORT	2025	DMP	9/8/2025	12/4/2026	453
DDG	103	USS TRUXTUN	CNSL	SPORT	2025	DMP	9/15/2025	3/26/2027	558

FY Total Manday Estimate 1,007,166

"Intent of this information is to provide U.S. DoD industry contractors a general schedule for information and planning purposes for upcoming surface ship maintenance periods- It does not constitute any request for information or request for proposals or any commitment to contract for work in accordance with this plan. This information is to assist U.S. DoD industry contractors by providing a broad overview of frequently changing (driven by U.S. Navy operations) maintenance schedules and is not a guarantee of workload or exact ship schedules"

"Distribution Statement A: Approved for Public Release; Distribution is unlimited."

SWRMC Private Sector
Workload Forecast with MOD estimates (no AIT) FY18 - FY21
Industry Forecast - as of 01 JAN 2018

Workload Color Legend: CM, CG, CVN, DDG 1000, DDG, FFG, LCS, LHA, LHD, LPD, LSD, MCM, CG / LSD Modernization Program, Coast-Wide Contracting Strategy (CWB), CG / LSD Mod Program (CWB)

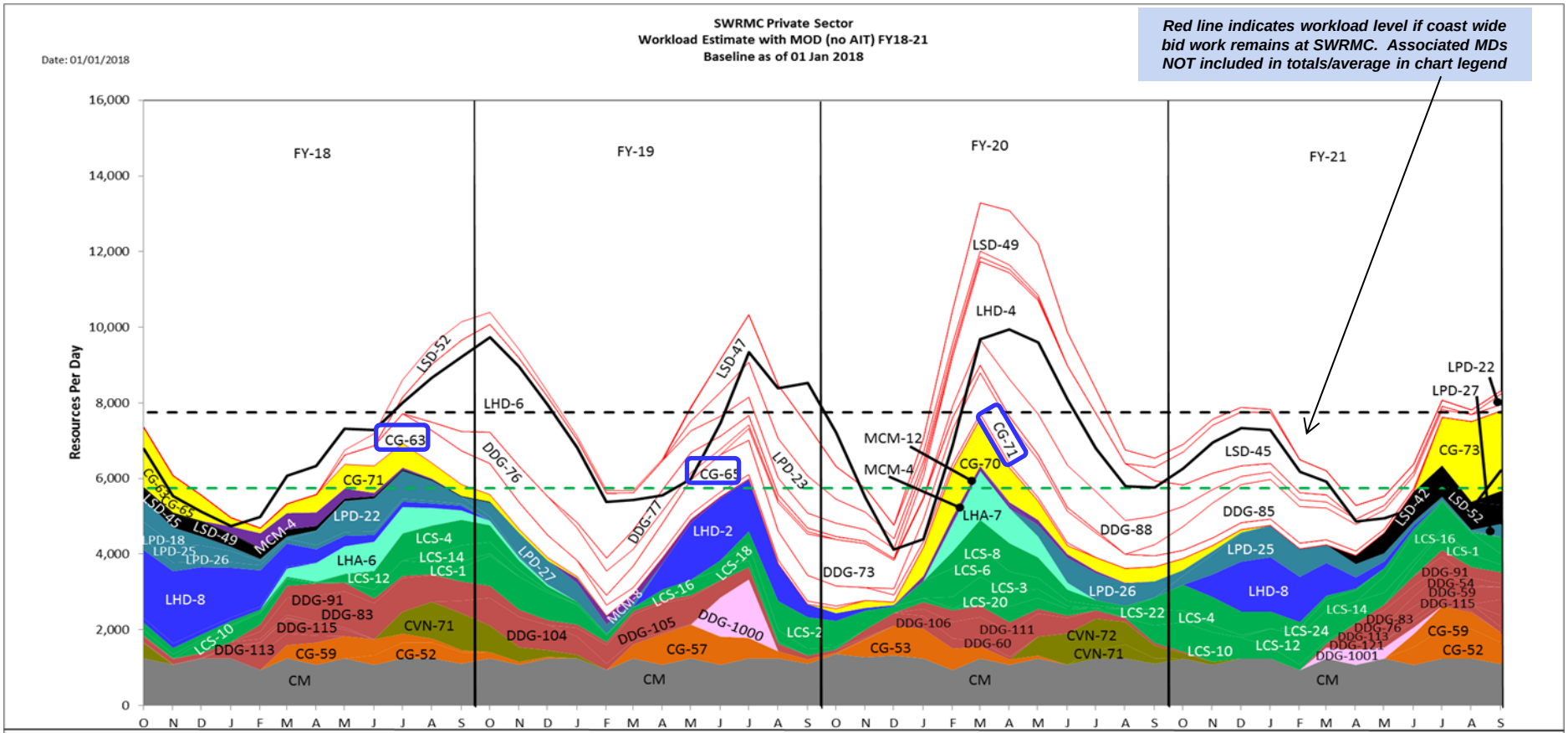

"Intent of this information is to provide U.S. DoD industry contractors a general schedule for information and planning purposes for upcoming surface ship maintenance periods- It does not constitute any request for information or request for proposals or any commitment to contract for work in accordance with this plan. This information is to assist U.S. DoD industry contractors by providing a broad overview of frequently changing (driven by U.S. Navy operations) maintenance schedules and is not a guarantee of workload or exact ship schedules"

"Distribution Statement A: Approved for Public Release; Distribution is unlimited."

SWRMC Private Sector
Workload Forecast with MOD estimates (no AIT) FY18 - FY19
Industry Forecast - as of 01 JAN 2018

CG / LSD Modernization | Coast Wide Bid (Duration > 10 Months) | DDG 1000 Ship

FY18

Class	Hull	Ship Name	TYCOM	NSA	Fiscal Year	Assigned Avail Number	Start Date	End Date	Duration
CVN	71	USS THEODORE ROOSEVELT	CNAP	SSD	2018	PIA3	7/15/2018	1/16/2019	186
LCS	10	USS GABRIELLE GIFFORDS	CNSP	SSD	2018	PSA	12/1/2017	3/31/2018	121
DDG	113	USS JOHN FINN	CNSP	SSD	2018	PSA	1/22/2018	4/30/2018	99
MCM	4	USS CHAMPION	CNSP	SSD	2018	DSRA4	1/29/2018	8/11/2018	195
DDG	115	USS RAFAEL PERALTA	CNSP	SSD	2018	PSA	2/12/2018	5/21/2018	99
DDG	91	USS PINCKNEY	CNSP	SSD	2018	SRA2-1	2/12/2018	8/31/2018	201
DDG	83	USS HOWARD	CNSP	SSD	2018	DMP	2/26/2018	5/31/2019	460
CG	59	USS PRINCETON	CNSP	SSD	2018	SRA3-1	3/5/2018	9/27/2018	207
CG	71	USS CAPE ST. GEORGE	SEA 21	SSD	2018	SSRA1	3/19/2018	1/11/2019	299
LHA	6	USS AMERICA	CNSP	SSD	2018	PMA1-1	3/19/2018	12/7/2018	264
LPD	22	USS SAN DIEGO	CNSP	SSD	2018	SRA1-2	4/30/2018	12/14/2018	229
CG	63	USS COWPENS	SEA 21	SSD	2018	MODPRD	5/2/2018	10/30/2019	547
LSD	52	USS PEARL HARBOR	CNSP	SSD	2018	SRA3-1	5/7/2018	5/17/2019	376
LCS	4	USS CORONADO	CNSP	SSD	2018	DSRA1	5/30/2018	2/17/2019	264
LCS	12	USS OMAHA	CNSP	SSD	2018	PSA	6/1/2018	10/31/2018	153
CG	52	USS BUNKER HILL	CNSP	SSD	2018	SRA3-2	6/25/2018	12/14/2018	173
LHD	6	USS BONHOMME RICHARD	CNSP	SSD	2018	DPMA3	7/9/2018	1/17/2020	558
LCS	14	USS MANCHESTER	CNSP	SSD	2018	PSA	8/1/2018	12/31/2018	153
DDG	76	USS HIGGINS	CNSP	SSD	2018	EDSRA	8/13/2018	9/6/2019	390
DDG	104	USS STERETT	CNSP	SSD	2018	DSRA1	9/24/2018	5/10/2019	229
LCS	1	USS FREEDOM	CNSP	SSD	2018	DSRA1	9/24/2018	4/12/2019	201

FY Total Manday Estimate 1,487,865

FY19

Class	Hull	Ship Name	TYCOM	NSA	Fiscal Year	Assigned Avail Number	Start Date	End Date	Duration
LPD	27	USS PORTLAND	CNSP	SSD	2019	PSA	10/1/2018	3/22/2019	173
DDG	77	USS O'KANE	CNSP	SSD	2019	ESRA	1/14/2019	1/24/2020	376
MCM	8	USS SCOUT	CNSP	SSD	2019	DSRA4	1/14/2019	7/26/2019	194
DDG	105	USS DEWEY	CNSP	SSD	2019	DSRA1	1/28/2019	11/15/2019	292
CG	65	USS CHOSIN	SEA 21	SSD	2019	MODPRD	2/2/2019	6/2/2020	487
CG	57	USS LAKE CHAMPLAIN	CNSP	SSD	2019	DSRA3	3/4/2019	11/1/2019	243
LCS	16	USS TULSA	CNSP	SSD	2019	PSA	4/1/2019	8/31/2019	153
LHD	2	USS ESSEX	CNSP	SSD	2019	PMA3-2	4/8/2019	12/6/2019	243
LPD	23	USS ANCHORAGE	CNSP	SSD	2019	SRA1-2	5/6/2019	5/15/2020	376
LSD	47	USS RUSHMORE	CNSP	SSD	2019	DSRA3	5/6/2019	5/1/2020	362
DDG	1000	USS ZUMWALT	CNSP	SSD	2019	PSA	6/1/2019	7/26/2019	56
LCS	18	USS CHARLESTON	CNSP	SSD	2019	PSA	6/1/2019	10/31/2019	153
LCS	2	USS INDEPENDENCE	CNSP	SSD	2019	DSRA1	7/1/2019	2/27/2020	242
DDG	73	USS DECATUR	CNSP	SSD	2019	EDSRA	7/8/2019	7/31/2020	390

FY Total Manday Estimate 1,034,577

"Intent of this information is to provide U.S. DoD industry contractors a general schedule for information and planning purposes for upcoming surface ship maintenance periods- It does not constitute any request for information or request for proposals or any commitment to contract for work in accordance with this plan. This information is to assist U.S. DoD industry contractors by providing a broad overview of frequently changing (driven by U.S. Navy operations) maintenance schedules and is not a guarantee of workload or exact ship schedules"

"Distribution Statement A: Approved for Public Release; Distribution is unlimited."

SWRMC Private Sector
Workload Forecast with MOD estimates (no AIT) FY20
Industry Forecast - as of 01 JAN 2018

CG / LSD Modernization | Coast Wide Bid (Duration > 10 Months) | DDG 1000 Ship

FY20

Class	Hull	Ship Name	TYCOM	NSA	Fiscal Year	Assigned Avail Number	Start Date	End Date	Duration
CVN	72	USS ABRAHAM LINCOLN	CNAP	SSD	2020	PIA2	5/7/2020	11/7/2020	185
CVN	71	USS THEODORE ROOSEVELT	CNAP	SSD	2020	CIA	7/31/2020	9/13/2020	45
LSD	41	USS WHIDBEY ISLAND	CNAL	SSD	2020	ICMAV	10/1/2019	12/30/2019	91
CG	63	USS COWPENS	SEA 21	SSD	2020	REINT	10/1/2019	1/28/2020	120
CG	53	USS MOBILE BAY	CNSP	SSD	2020	DSRA3	11/18/2019	5/1/2020	166
DDG	106	USS STOCKDALE	CNSP	SSD	2020	SRA2-1	11/18/2019	4/24/2020	159
CG	71	USS CAPE ST. GEORGE	SEA 21	SSD	2020	MODPRD	12/4/2019	6/2/2021	547
LCS	6	USS JACKSON	CNSP	SSD	2020	DSRA1	1/6/2020	7/20/2020	197
DDG	60	USS PAUL HAMILTON	CNSP	SSD	2020	SRA3-1	1/13/2020	6/26/2020	166
LHD	4	USS BOXER	CNSP	SSD	2020	DPMA3	1/13/2020	3/12/2021	425
MCM	12	USS ARDENT	CNSP	SSD	2020	SRA4-1	1/13/2020	4/21/2020	100
CG	70	USS LAKE ERIE	SEA 21	SSD	2020	SSRA3-1	1/27/2020	7/24/2020	180
DDG	111	USS SPRUANCE	CNSP	SSD	2020	DSRA1	1/27/2020	10/16/2020	264
LSD	49	USS HARPERS FERRY	CNSP	SSD	2020	DSRA3	1/27/2020	1/22/2021	362
LHA	7	USS TRIPOLI	CNSP	SSD	2020	PSA	2/1/2020	6/30/2020	151
LCS	3	USS FORT WORTH	CNSP	SSD	2020	SRA1	2/3/2020	6/5/2020	124
DDG	88	USS PREBLE	CNSP	SSD	2020	DMP	2/10/2020	7/2/2021	509
LCS	8	USS MONTGOMERY	CNSP	SSD	2020	DSRA1	2/24/2020	8/21/2020	180
LCS	20	USS CINCINNATI	CNSP	SSD	2020	PSA	3/1/2020	7/31/2020	153
MCM	4	USS CHAMPION	CNSP	SSD	2020	SRA5-1	4/1/2020	8/11/2020	133
LPD	26	USS JOHN P MURTHA	CNSP	SSD	2020	SRA1-1	5/4/2020	1/8/2021	250
CG	65	USS CHOSIN	SEA 21	SSD	2020	REINT	6/3/2020	9/30/2020	120
LSD	41	USS WHIDBEY ISLAND	SEA 21	SSD	2020	SSRA	7/1/2020	12/30/2020	183
LCS	22	USS KANSAS CITY	CNSP	SSD	2020	PSA	8/1/2020	12/31/2020	153
DDG	85	USS MCCAMPBELL	CNSP	SSD	2020	DMP	9/14/2020	2/8/2022	513
LCS	4	USS CORONADO	CNSP	SSD	2020	DSRA	9/28/2020	4/23/2021	208
LCS	10	USS GABRIELLE GIFFORDS	CNSP	SSD	2020	DSRA	9/28/2020	3/26/2021	180
LSD	45	USS COMSTOCK	CNSP	SSD	2020	DSRA3	9/28/2020	9/24/2021	362

FY Total Manday Estimate **1,115,725**

"Intent of this information is to provide U.S. DoD industry contractors a general schedule for information and planning purposes for upcoming surface ship maintenance periods- It does not constitute any request for information or request for proposals or any commitment to contract for work in accordance with this plan. This information is to assist U.S. DoD industry contractors by providing a broad overview of frequently changing (driven by U.S. Navy operations) maintenance schedules and is not a guarantee of workload or exact ship schedules"

"Distribution Statement A: Approved for Public Release; Distribution is unlimited."

SWRMC Private Sector
Workload Forecast with MOD estimates (no AIT) FY21
Industry Forecast - as of 01 JAN 2018

CG / LSD Modernization | Coast Wide Bid (Duration > 10 Months) | DDG 1000 Ship

FY21

Class	Hull	Ship Name	TYCOM	NSA	Fiscal Year	Assigned Avail Number	Start Date	End Date	Duration
LPD	25	USS SOMERSET	CNSP	SSD	2021	SRA1-2	10/19/2020	8/13/2021	299
LHD	8	USS MAKIN ISLAND	CNSP	SSD	2021	PMA2-1	11/2/2020	6/4/2021	215
LCS	12	USS OMAHA	CNSP	SSD	2021	DSRA1	1/4/2021	7/2/2021	180
LCS	24	USS OAKLAND	CNSP	SSD	2021	PSA	2/1/2021	8/31/2021	212
DDG	1001	USS MICHAEL MONSOOR	CNSP	SSD	2021	PSA	3/1/2021	6/30/2021	122
DDG	113	USS JOHN FINN	CNSP	SSD	2021	SRA1-1	3/15/2021	8/20/2021	159
LSD	42	USS GERMANTOWN	CNSP	SSD	2021	SRA4-2	4/5/2021	1/28/2022	299
DDG	76	USS HIGGINS	CNSP	SSD	2021	SRA3-1	4/14/2021	8/11/2021	120
DDG	121	USS FRANK E PETERSEN JR	CNSP	SSD	2021	PSA	4/16/2021	7/24/2021	100
LCS	14	USS MANCHESTER	CNSP	SSD	2021	DSRA1	5/3/2021	10/29/2021	180
DDG	83	USS HOWARD	CNSP	SSD	2021	SRA3-1	5/24/2021	11/5/2021	166
LCS	1	USS FREEDOM	CNSP	SSD	2021	SRA2	6/1/2021	10/1/2021	123
CG	71	USS CAPE ST. GEORGE	SEA 21	SSD	2021	REINT	6/3/2021	9/30/2021	120
CG	59	USS PRINCETON	CNSP	SSD	2021	SRA3-2	6/7/2021	10/15/2021	131
DDG	115	USS RAFAEL PERALTA	CNSP	SSD	2021	SRA1-1	6/14/2021	11/19/2021	159
DDG	59	USS RUSSELL	CNSP	SSD	2021	SRA3-2	6/21/2021	12/3/2021	166
CG	52	USS BUNKER HILL	CNSP	SSD	2021	DSRA3	6/28/2021	12/10/2021	166
DDG	91	USS PINCKNEY	CNSP	SSD	2021	SRA2-2	7/12/2021	12/10/2021	152
CG	73	USS PORT ROYAL	SEA 21	SSD	2021	DSRA	7/19/2021	12/17/2021	152
DDG	120	USS CARL M. LEVIN	CNSP	SSD	2021	PSA	9/6/2021	12/14/2021	100
DDG	54	USS CURTIS WILBUR	CNSP	SSD	2021	DSRA3	9/13/2021	5/20/2022	250
LCS	16	USS TULSA	CNSP	SSD	2021	DSRA1	9/13/2021	3/11/2022	180
LPD	22	USS SAN DIEGO	CNSP	SSD	2021	DSRA1	9/13/2021	12/5/2022	449
LPD	27	USS PORTLAND	CNSP	SSD	2021	SRA1-1	9/13/2021	5/13/2022	243
LSD	52	USS PEARL HARBOR	CNSP	SSD	2021	SRA3-2	9/13/2021	4/8/2022	208

FY Total Manday Estimate **1,329,540**

"Intent of this information is to provide U.S. DoD industry contractors a general schedule for information and planning purposes for upcoming surface ship maintenance periods- It does not constitute any request for information or request for proposals or any commitment to contract for work in accordance with this plan. This information is to assist U.S. DoD industry contractors by providing a broad overview of frequently changing (driven by U.S. Navy operations) maintenance schedules and is not a guarantee of workload or exact ship schedules"

"Distribution Statement A: Approved for Public Release; Distribution is unlimited."

SWRMC Private Sector
Workload Forecast with MOD estimates (no AIT) FY22 - FY25
Industry Forecast - as of 01 JAN 2018

Workload Color Legend: CM, CG, CVN, DDG 1000, DDG, FFG, LCS, LHA, LHD, LPD, LSD, MCM, CG / LSD Modernization Program, Coast-Wide Contracting Strategy (CWB), CG / LSD Mod Program (CWB)

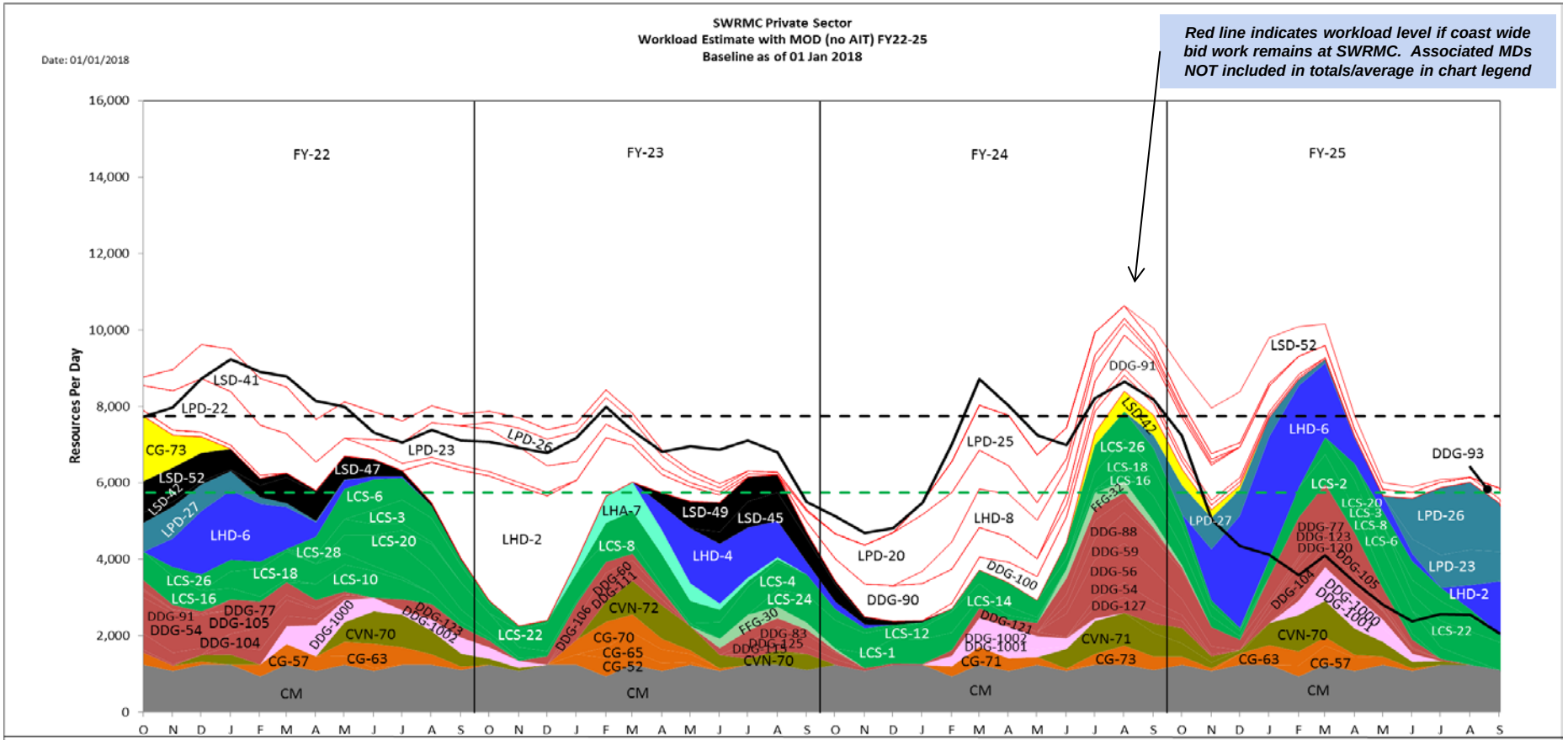

	FY-22	FY-23	FY-24	FY-25
Total TYCOM, CM & MOD FY Mandays	1,586,505	1,194,201	1,085,671	1,645,568
Average TYCOM, CM & MOD FY Mandays	6,369	4,754	4,280	6,590

Green Dash Line: 3-Year Historical Workload Average = 5743 RPD — Black Dash Line: (135% of Historical Workload Average) SURGE Capacity = 7752 RPD (Industry provided threshold under review) — 01 NOV 2017 WORKLOAD

"Intent of this information is to provide U.S. DoD industry contractors a general schedule for information and planning purposes for upcoming surface ship maintenance periods- It does not constitute any request for information or request for proposals or any commitment to contract for work in accordance with this plan. This information is to assist U.S. DoD industry contractors by providing a broad overview of frequently changing (driven by U.S. Navy operations) maintenance schedules and is not a guarantee of workload or exact ship schedules"

"Distribution Statement A: Approved for Public Release; Distribution is unlimited."

SWRMC Private Sector
Workload Forecast with MOD estimates (no AIT) FY22
Industry Forecast - as of 01 JAN 2018

CG / LSD Modernization | Coast Wide Bid (Duration > 10 Months) | DDG 1000 Ship

FY22

Class	Hull	Ship Name	TYCOM	NSA	Fiscal Year	Assigned Avail Number	Start Date	End Date	Duration
CVN	70	USS CARL VINSON	CNSP	SSD	2022	PIA3	5/6/2022	11/6/2022	185
LSD	41	USS WHIDBEY ISLAND	SEA 21	SSD	2022	MODPRD	10/1/2021	6/30/2023	638
LCS	26	USS MOBILE	CNSP	SSD	2022	PSA	11/1/2021	3/31/2022	151
LHD	6	USS BONHOMME RICHARD	CNSP	SSD	2022	PMA4-1	11/8/2021	7/29/2022	264
CVN	72	USS ABRAHAM LINCOLN	CNSP	SSD	2022	CIA	12/7/2021	1/21/2022	46
LCS	18	USS CHARLESTON	CNSP	SSD	2022	DSRA1	1/10/2022	7/8/2022	180
DDG	77	USS O'KANE	CNSP	SSD	2022	SRA3-2	1/17/2022	5/6/2022	110
DDG	104	USS STERETT	CNSP	SSD	2022	SRA2-1	1/17/2022	5/6/2022	110
DDG	105	USS DEWEY	CNSP	SSD	2022	SRA2-1	1/24/2022	5/13/2022	110
CG	57	USS LAKE CHAMPLAIN	CNSP	SSD	2022	SRA4-1	2/7/2022	6/10/2022	124
LSD	47	USS RUSHMORE	CNSP	SSD	2022	SRA4-1	2/14/2022	9/16/2022	215
DDG	1000	USS ZUMWALT	CNSP	SSD	2022	DSRA	3/28/2022	7/15/2022	110
LCS	10	USS GABRIELLE GIFFORDS	CNSP	SSD	2022	DSRA2	4/11/2022	10/7/2022	180
LCS	28	NO NAME	CNSP	SSD	2022	PSA	4/18/2022	8/5/2022	110
LCS	6	USS JACKSON	CNSP	SSD	2022	DSRA2	4/18/2022	10/14/2022	180
LCS	2	USS INDEPENDENCE	CNSP	SSD	2022	DSRA2	5/9/2022	11/4/2022	180
CG	63	USS COWPENS	CNSP	SSD	2022	SRA4-1	5/23/2022	9/23/2022	124
LCS	3	USS FORT WORTH	CNSP	SSD	2022	DSRA1	6/20/2022	12/16/2022	180
LPD	23	USS ANCHORAGE	CNSP	SSD	2022	DSRA1	6/27/2022	7/7/2023	376
LCS	20	USS CINCINNATI	CNSP	SSD	2022	DSRA1	7/11/2022	1/6/2023	180
DDG	123	USS LENAH H SUTCLIFFE HIGBEE	CNSP	SSD	2022	PSA	7/15/2022	10/25/2022	103
DDG	1002	USS LYNDON B. JOHNSON	CNSP	SSD	2022	PSA	8/1/2022	11/30/2022	122
LHD	2	USS ESSEX	CNSP	SSD	2022	DPMA3	8/1/2022	6/2/2023	306

FY Total Manday Estimate 1,586,505

"Intent of this information is to provide U.S. DoD industry contractors a general schedule for information and planning purposes for upcoming surface ship maintenance periods- It does not constitute any request for information or request for proposals or any commitment to contract for work in accordance with this plan. This information is to assist U.S. DoD industry contractors by providing a broad overview of frequently changing (driven by U.S. Navy operations) maintenance schedules and is not a guarantee of workload or exact ship schedules"

"Distribution Statement A: Approved for Public Release; Distribution is unlimited."

SWRMC Private Sector
Workload Forecast with MOD estimates (no AIT) FY23
Industry Forecast - as of 01 JAN 2018

CG / LSD Modernization | Coast Wide Bid (Duration > 10 Months) | DDG 1000 Ship

FY23

Class	Hull	Ship Name	TYCOM	NSA	Fiscal Year	Assigned Avail Number	Start Date	End Date	Duration
CVN	72	USS ABRAHAM LINCOLN	CNAP	SSD	2023	PIA2	2/23/2023	8/23/2023	182
CVN	70	USS CARL VINSON	CNSP	SSD	2023	CIA	8/14/2023	9/28/2023	46
LPD	26	USS JOHN P MURTHA	CNSP	SSD	2023	SRA1-2	10/24/2022	9/29/2023	341
LCS	22	USS KANSAS CITY	CNSP	SSD	2023	DSRA1	11/14/2022	5/12/2023	180
DDG	60	USS PAUL HAMILTON	CNSP	SSD	2023	SRA3-2	12/5/2022	4/14/2023	131
DDG	106	USS STOCKDALE	CNSP	SSD	2023	SRA2-2	1/9/2023	4/28/2023	110
DDG	111	USS SPRUANCE	CNSP	SSD	2023	SRA2-1	1/9/2023	4/28/2023	110
CG	53	USS MOBILE BAY	CNSP	SSD	2023	SRA4-1	1/16/2023	5/19/2023	124
LHA	7	USS TRIPOLI	CNSP	SSD	2023	PMA1-1	1/17/2023	8/31/2023	227
CG	70	USS LAKE ERIE	SEA 21	SSD	2023	SRA3-2	1/23/2023	5/26/2023	124
LCS	8	USS MONTGOMERY	CNSP	SSD	2023	DSRA2	2/6/2023	8/4/2023	180
CG	65	USS CHOSIN	CNSP	SSD	2023	SRA4-1	2/13/2023	6/16/2023	124
LSD	49	USS HARPERS FERRY	CNSP	SSD	2023	SRA4-1	4/10/2023	11/24/2023	229
LHD	4	USS BOXER	CNSP	SSD	2023	PMA4-1	4/17/2023	11/17/2023	215
LCS	4	USS CORONADO	CNSP	SSD	2023	DSRA2	6/5/2023	12/1/2023	180
DDG	83	USS HOWARD	CNSP	SSD	2023	SRA4-2	6/6/2023	10/3/2023	120
LSD	45	USS COMSTOCK	CNSP	SSD	2023	SRA4-1	6/12/2023	1/26/2024	229
FFG	30	NO NAME	CNSP	SSD	2023	PSA	6/20/2023	10/7/2023	110
LSD	41	USS WHIDBEY ISLAND	SEA 21	SSD	2023	REINT	7/1/2023	9/30/2023	92
DDG	125	USS JACK H LUCAS	CNSP	SSD	2023	PSA	7/15/2023	10/25/2023	103
DDG	115	USS RAFAEL PERALTA	CNSP	SSD	2023	SRA1-2	7/31/2023	1/12/2024	166
LCS	24	USS OAKLAND	CNSP	SSD	2023	DSRA1	8/21/2023	2/16/2024	180
LPD	20	USS GREEN BAY	CNSP	SSD	2023	DSRA2	9/11/2023	11/8/2024	425
DDG	90	USS CHAFEE	CNSP	SSD	2023	DMP	9/18/2023	2/7/2025	509

FY Total Manday Estimate **1,194,201**

"Intent of this information is to provide U.S. DoD industry contractors a general schedule for information and planning purposes for upcoming surface ship maintenance periods- It does not constitute any request for information or request for proposals or any commitment to contract for work in accordance with this plan. This information is to assist U.S. DoD industry contractors by providing a broad overview of frequently changing (driven by U.S. Navy operations) maintenance schedules and is not a guarantee of workload or exact ship schedules"

"Distribution Statement A: Approved for Public Release; Distribution is unlimited."

SWRMC Private Sector
Workload Forecast with MOD estimates (no AIT) FY24
Industry Forecast - as of 01 JAN 2018

CG / LSD Modernization | Coast Wide Bid (Duration > 10 Months) | DDG 1000 Ship

FY24

Class	Hull	Ship Name	TYCOM	NSA	Fiscal Year	Assigned Avail Number	Start Date	End Date	Duration
CVN	71	USS THEODORE ROOSEVELT	CNSP	SSD	2024	PIA3	6/15/2024	12/15/2024	184
CVN	72	USS ABRAHAM LINCOLN	CNSP	SSD	2024	CIA	9/21/2024	11/5/2024	46
LCS	1	USS FREEDOM	CNSP	SSD	2024	DSRA2	11/20/2023	5/17/2024	180
LHD	8	USS MAKIN ISLAND	CNSP	SSD	2024	PMA2-2	1/15/2024	11/15/2024	306
LPD	25	USS SOMERSET	CNSP	SSD	2024	DSRA1	1/15/2024	1/31/2025	383
LCS	12	USS OMAHA	CNSP	SSD	2024	SRA	1/22/2024	5/24/2024	124
DDG	100	USS KIDD	CNSP	SSD	2024	DMP	2/5/2024	3/7/2025	397
CG	71	USS CAPE ST. GEORGE	CNSP	SSD	2024	SRA4-1	2/12/2024	6/21/2024	131
DDG	121	USS FRANK E PETERSEN JR	CNSP	SSD	2024	SRA1-1	2/19/2024	6/7/2024	110
DDG	1001	USS MICHAEL MONSOOR	CNSP	SSD	2024	SRA	2/21/2024	6/10/2024	111
LCS	14	USS MANCHESTER	CNSP	SSD	2024	SRA	3/18/2024	7/19/2024	124
DDG	1002	USS LYNDON B. JOHNSON	CNSP	SSD	2024	SRA	3/25/2024	7/12/2024	110
DDG	88	USS PREBLE	CNSP	SSD	2024	SRA3-1	5/27/2024	9/13/2024	110
DDG	91	USS PINCKNEY	CNSP	SSD	2024	DMP	6/10/2024	11/7/2025	516
DDG	59	USS RUSSELL	CNSP	SSD	2024	DSRA3	6/10/2024	3/14/2025	278
DDG	56	USS JOHN S. MCCAIN	CNSP	SSD	2024	DSRA4	6/10/2024	11/15/2024	159
LCS	26	USS MOBILE	CNSP	SSD	2024	DSRA1	6/10/2024	12/6/2024	180
DDG	85	USS MCCAMPBELL	CNSP	SSD	2024	SRA3-1	6/17/2024	10/4/2024	110
FFG	32	NO NAME	CNSP	SSD	2024	PSA	6/20/2024	10/7/2024	110
LSD	42	USS GERMANTOWN	SEA 21	SSD	2024	SSRA1	7/1/2024	12/27/2024	180
DDG	127	NO NAME	CNSP	SSD	2024	PSA	7/15/2024	10/25/2024	103
CG	73	USS PORT ROYAL	CNSP	SSD	2024	SRA4-1	7/22/2024	11/22/2024	124
DDG	54	USS CURTIS WILBUR	CNSP	SSD	2024	SRA4-1	7/22/2024	11/22/2024	124
LCS	18	USS CHARLESTON	CNSP	SSD	2024	DSRA2	7/28/2024	12/15/2024	141
LCS	16	USS TULSA	CNSP	SSD	2024	SRA	8/12/2024	12/13/2024	124
LSD	52	USS PEARL HARBOR	CNSP	SSD	2024	DSRA3	9/9/2024	7/18/2025	313
LPD	27	USS PORTLAND	CNSP	SSD	2024	SRA1-2	9/23/2024	4/25/2025	215

FY Total Manday Estimate 1,085,671

"Intent of this information is to provide U.S. DoD industry contractors a general schedule for information and planning purposes for upcoming surface ship maintenance periods- It does not constitute any request for information or request for proposals or any commitment to contract for work in accordance with this plan. This information is to assist U.S. DoD industry contractors by providing a broad overview of frequently changing (driven by U.S. Navy operations) maintenance schedules and is not a guarantee of workload or exact ship schedules"

"Distribution Statement A: Approved for Public Release; Distribution is unlimited."

SWRMC Private Sector
Workload Forecast with MOD estimates (no AIT) FY25
Industry Forecast - as of 01 JAN 2018

CG / LSD Modernization | Coast Wide Bid (Duration > 10 Months) | DDG 1000 Ship

FY25

Class	Hull	Ship Name	TYCOM	NSA	Fiscal Year	Assigned Avail Number	Start Date	End Date	Duration
CVN	70	USS CARL VINSON	CNAP	SSD	2025	PIA3	1/15/2025	7/15/2025	182
LHD	6	USS BONHOMME RICHARD	CNSP	SSD	2025	PMA4-2	11/4/2024	6/6/2025	215
CG	63	USS COWPENS	CNSP	SSD	2025	SRA4-2	12/2/2024	4/4/2025	124
DDG	105	USS DEWEY	CNSP	SSD	2025	SRA2-2	1/6/2025	4/25/2025	110
DDG	77	USS O'KANE	CNSP	SSD	2025	DSRA3	1/13/2025	6/6/2025	145
DDG	120	USS CARL M. LEVIN	CNSP	SSD	2025	SRA1-1	1/13/2025	5/2/2025	110
LCS	28	NO NAME	CNSP	SSD	2025	SRA(d)	1/13/2025	4/25/2025	103
LCS	2	USS INDEPENDENCE	CNSP	SSD	2025	DSRA	1/23/2025	6/10/2025	139
DDG	104	USS STERETT	CNSP	SSD	2025	SRA2-2	2/3/2025	7/18/2025	166
CG	57	USS LAKE CHAMPLAIN	CNSP	SSD	2025	SRA4-2	2/10/2025	6/13/2025	124
DDG	1001	USS MICHAEL MONSOOR	CNSP	SSD	2025	SRA	2/10/2025	5/30/2025	110
DDG	123	USS LENAH H SUTCLIFFE HIGBEE	CNSP	SSD	2025	SRA1-1	2/24/2025	6/13/2025	110
DDG	1000	USS ZUMWALT	CNSP	SSD	2025	SRA	3/10/2025	6/27/2025	110
LCS	20	USS CINCINNATI	CNSP	SSD	2025	DSRA	3/24/2025	8/15/2025	145
LCS	3	USS FORT WORTH	CNSP	SSD	2025	SRA(d)	4/2/2025	7/10/2025	100
LCS	8	USS MONTGOMERY	CNSP	SSD	2025	DSRA1	5/9/2025	8/14/2025	98
LCS	6	USS JACKSON	CNSP	SSD	2025	SRA(d)	6/4/2025	9/8/2025	97
LPD	26	USS JOHN P MURTHA	CNSP	SSD	2025	DSRA1	6/16/2025	12/12/2025	180
LPD	23	USS ANCHORAGE	CNSP	SSD	2025	SRA2-1	6/23/2025	1/23/2026	215
LCS	22	USS KANSAS CITY	CNSP	SSD	2025	DSRA	7/21/2025	12/12/2025	145
LHD	2	USS ESSEX	CNSP	SSD	2025	PMA4-1	8/4/2025	3/6/2026	215
DDG	93	USS CHUNG-HOON	CNSP	SSD	2025	DMP	9/15/2025	2/5/2027	509

FY Total Manday Estimate **1,645,568**

"Intent of this information is to provide U.S. DoD industry contractors a general schedule for information and planning purposes for upcoming surface ship maintenance periods- It does not constitute any request for information or request for proposals or any commitment to contract for work in accordance with this plan. This information is to assist U.S. DoD industry contractors by providing a broad overview of frequently changing (driven by U.S. Navy operations) maintenance schedules and is not a guarantee of workload or exact ship schedules"

"Distribution Statement A: Approved for Public Release; Distribution is unlimited."

SERMC Private Sector
Workload Forecast with MOD estimates (no AIT) FY18 - FY21
Industry Forecast - as of 01 JAN 2018

Workload Color Legend: CM | O Level | CG | DDG | FFG | LCS | LHD | LPD | LSD | PC | CG / LSD Modernization Program | Coast-Wide Contracting Strategy (CWB) | CG / LSD Mod Program (CWB)

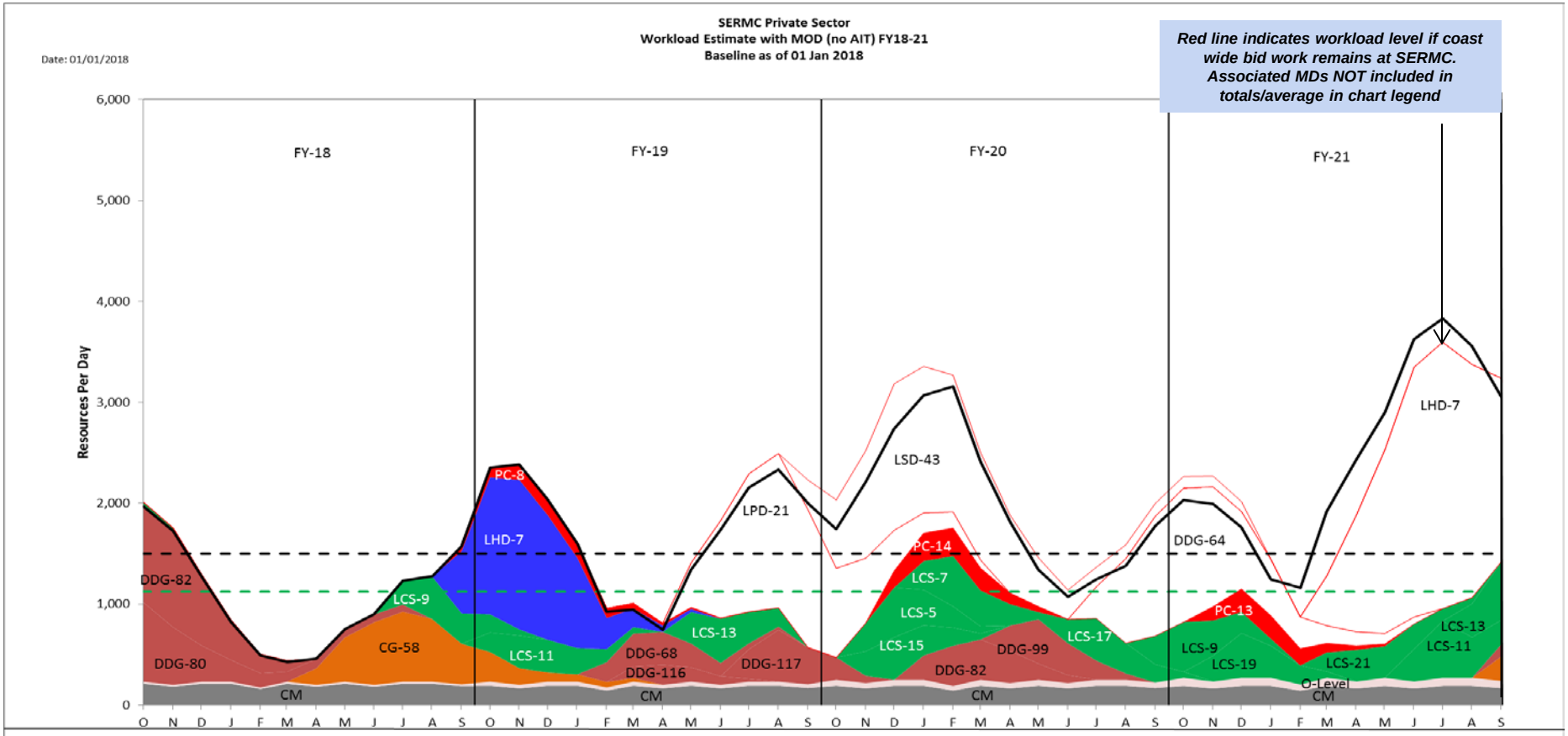

"Intent of this information is to provide U.S. DoD industry contractors a general schedule for information and planning purposes for upcoming surface ship maintenance periods- It does not constitute any request for information or request for proposals or any commitment to contract for work in accordance with this plan. This information is to assist U.S. DoD industry contractors by providing a broad overview of frequently changing (driven by U.S. Navy operations) maintenance schedules and is not a guarantee of workload or exact ship schedules"

"Distribution Statement A: Approved for Public Release; Distribution is unlimited."

SERMC Private Sector
Workload Forecast with MOD estimates (no AIT) FY18 - FY21
Industry Forecast - as of 01 JAN 2018

CG / LSD Modernization | Coast Wide Bid (Duration > 10 Months) | DDG 1000 Ship

FY18

Class	Hull	Ship Name	TYCOM	NSA	Fiscal Year	Assigned Avail Number	Start Date	End Date	Duration
CG	58	USS PHILIPPINE SEA	CNSL	SJACK	2018	DSRA	4/9/2018	3/8/2019	334
LCS	9	USS LITTLE ROCK	CNSL	SJACK	2018	PSA	7/16/2018	11/16/2018	124
LHD	7	USS IWO JIMA	CNSL	SJACK	2018	PMA2-2	9/17/2018	5/17/2019	243
PC	8	USS ZEPHYR	CNSL	SJACK	2018	DPMA	9/24/2018	6/21/2019	271

FY Total Manday Estimate 267,288

FY19

Class	Hull	Ship Name	TYCOM	NSA	Fiscal Year	Assigned Avail Number	Start Date	End Date	Duration
LCS	11	USS SIOUX CITY	CNSL	SJACK	2019	PSA	10/29/2018	3/1/2019	124
DDG	68	USS THE SULLIVANS	CNSL	SJACK	2019	SRA3-2	2/4/2019	8/30/2019	208
DDG	116	USS THOMAS HUDNER	CNSL	SJACK	2019	PSA	3/25/2019	7/26/2019	124
LCS	13	USS WICHITA	CNSL	SJACK	2019	PSA	5/6/2019	8/30/2019	117
LPD	21	USS NEW YORK	CNSL	SJACK	2019	DSRA1	5/6/2019	3/13/2020	313
DDG	117	USS PAUL IGNATIUS	CNSL	SJACK	2019	PSA	7/22/2019	11/1/2019	103
LSD	43	USS FORT MCHENRY	CNSL	SJACK	2019	DSRA3	9/9/2019	12/11/2020	460

FY Total Manday Estimate 320,131

FY20

Class	Hull	Ship Name	TYCOM	NSA	Fiscal Year	Assigned Avail Number	Start Date	End Date	Duration
LCS	5	USS MILWAUKEE	CNSL	SJACK	2020	SRA1	11/4/2019	3/6/2020	124
LCS	15	USS BILLINGS	CNSL	SJACK	2020	PSA	11/4/2019	3/6/2020	124
PC	14	USS TORNADO	CNSL	SJACK	2020	DSRA5	12/2/2019	5/8/2020	159
LCS	7	USS DETROIT	CNSL	SJACK	2020	SRA1	1/6/2020	5/8/2020	124
DDG	82	USS LASSEN	CNSL	SJACK	2020	SRA3-1	1/27/2020	6/5/2020	131
DDG	99	USS FARRAGUT	CNSL	SJACK	2020	SRA2-1	4/13/2020	8/21/2020	131
LCS	17	USS INDIANAPOLIS	CNSL	SJACK	2020	PSA	6/1/2020	10/2/2020	124
DDG	64	USS CARNEY	CNSL	SJACK	2020	EDSRA	7/13/2020	6/18/2021	341
LCS	9	USS LITTLE ROCK	CNSL	SJACK	2020	SRA1	9/21/2020	1/22/2021	124

FY Total Manday Estimate 262,460

FY21

Class	Hull	Ship Name	TYCOM	NSA	Fiscal Year	Assigned Avail Number	Start Date	End Date	Duration
LCS	19	USS ST LOUIS	CNSL	SJACK	2021	PSA	11/2/2020	3/5/2021	124
PC	13	USS SHAMAL	CNSL	SJACK	2021	DSRA8	11/9/2020	5/14/2021	187
LCS	21	USS MINNEAPOLIS ST PAUL	CNSL	SJACK	2021	PSA	3/1/2021	8/27/2021	180
LHD	7	USS IWO JIMA	CNSL	SJACK	2021	DPMA-2	3/15/2021	5/13/2022	425
LCS	11	USS SIOUX CITY	CNSL	SJACK	2021	SRA1	6/7/2021	10/8/2021	124
LCS	13	USS WICHITA	CNSL	SJACK	2021	SRA1	8/16/2021	12/17/2021	124
DDG	116	USS THOMAS HUDNER	CNSL	SJACK	2021	SRA1-1	9/20/2021	2/18/2022	152
CG	58	USS PHILIPPINE SEA	CNSL	SJACK	2021	SRA4-1	9/27/2021	2/4/2022	131

FY Total Manday Estimate 218,536

"Intent of this information is to provide U.S. DoD industry contractors a general schedule for information and planning purposes for upcoming surface ship maintenance periods- It does not constitute any request for information or request for proposals or any commitment to contract for work in accordance with this plan. This information is to assist U.S. DoD industry contractors by providing a broad overview of frequently changing (driven by U.S. Navy operations) maintenance schedules and is not a guarantee of workload or exact ship schedules"

"Distribution Statement A: Approved for Public Release; Distribution is unlimited."

SERMC Private Sector
Workload Forecast with MOD estimates (no AIT) FY22 - FY25
Industry Forecast - as of 01 JAN 2018

Workload Color Legend: CM, CG, DDG, FF, LCS, LHD, LPD, LSD, CG / LSD Modernization Program, PC, O Level

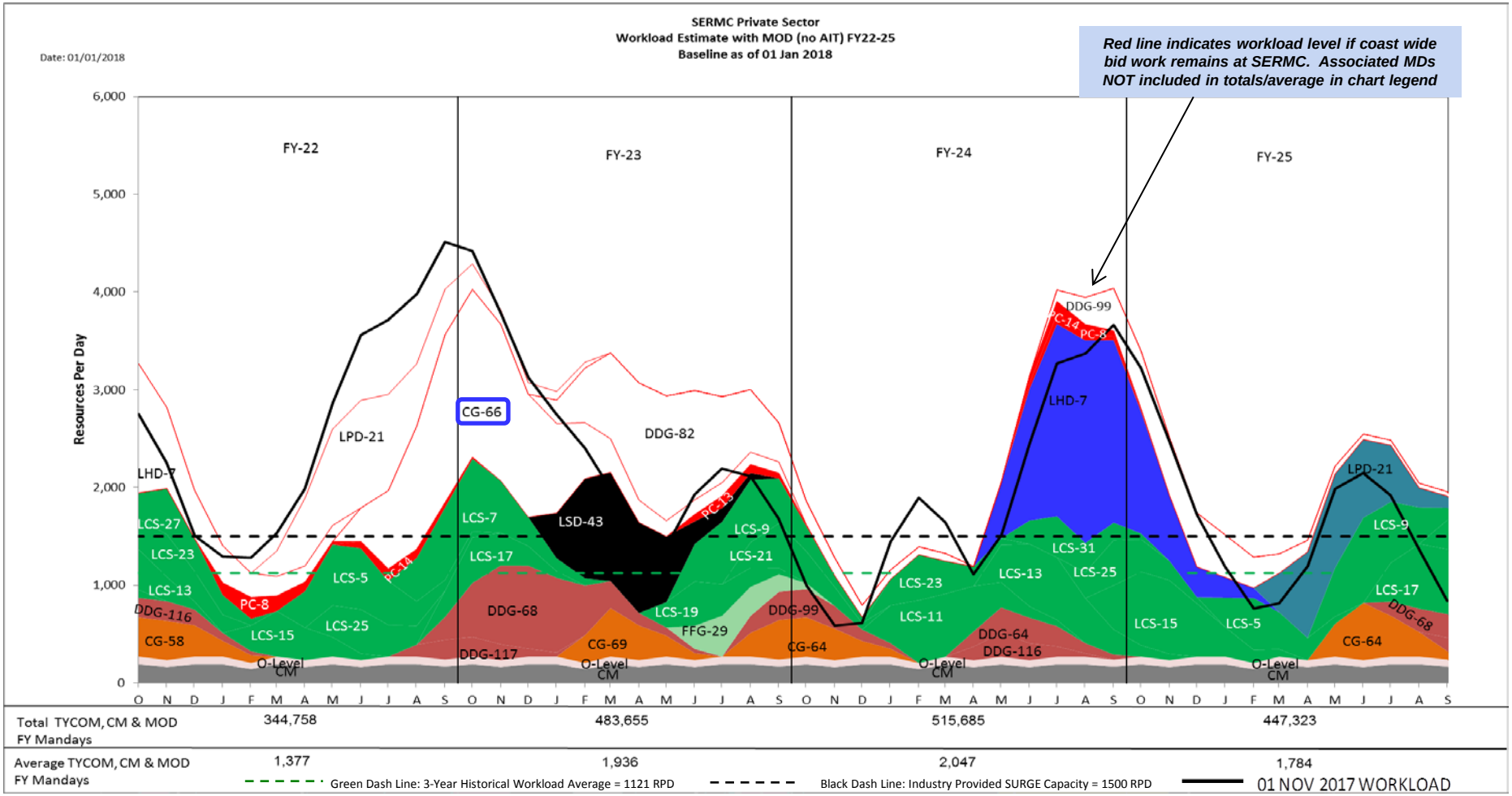

"Intent of this information is to provide U.S. DoD industry contractors a general schedule for information and planning purposes for upcoming surface ship maintenance periods- It does not constitute any request for information or request for proposals or any commitment to contract for work in accordance with this plan. This information is to assist U.S. DoD industry contractors by providing a broad overview of frequently changing (driven by U.S. Navy operations) maintenance schedules and is not a guarantee of workload or exact ship schedules"

"Distribution Statement A: Approved for Public Release; Distribution is unlimited."

SERMC Private Sector
Workload Forecast with MOD estimates (no AIT) FY22 - FY23
Industry Forecast - as of 01 JAN 2018

CG / LSD Modernization | Coast Wide Bid (Duration > 10 Months) | DDG 1000 Ship

FY22

Class	Hull	Ship Name	TYCOM	NSA	Fiscal Year	Assigned Avail Number	Start Date	End Date	Duration
LCS	23	USS COOPERSTOWN	CNSL	SJACK	2022	PSA	10/4/2021	1/28/2022	117
LCS	27	NO NAME	CNSL	SJACK	2022	PSA	10/18/2021	2/4/2022	110
PC	8	USS ZEPHYR	CNSL	SJACK	2022	DSRA8	1/10/2022	5/13/2022	124
LCS	15	USS BILLINGS	CNSL	SJACK	2022	SRA1	2/7/2022	6/10/2022	124
LPD	21	USS NEW YORK	CNSL	SJACK	2022	SRA2-1	3/21/2022	2/3/2023	320
LCS	5	USS MILWAUKEE	CNSL	SJACK	2022	DSRA1	4/11/2022	10/7/2022	180
LCS	25	USS MARINETTE	CNSL	SJACK	2022	PSA	5/2/2022	8/26/2022	117
CG	66	USS HUE CITY	SEA 21	SJACK	2022	MODPRD	6/6/2022	9/29/2023	481
PC	14	USS TORNADO	CNSL	SJACK	2022	DSRA6	6/27/2022	10/28/2022	124
LCS	7	USS DETROIT	CNSL	SJACK	2022	DSRA1	8/15/2022	2/10/2023	180
DDG	117	USS PAUL IGNATIUS	CNSL	SJACK	2022	SRA1-1	8/29/2022	1/20/2023	145
DDG	68	USS THE SULLIVANS	CNSL	SJACK	2022	DSRA3	9/12/2022	6/9/2023	271
LCS	17	USS INDIANAPOLIS	CNSL	SJACK	2022	SRA1	9/26/2022	1/27/2023	124

FY Total Manday Estimate 344,758

FY23

Class	Hull	Ship Name	TYCOM	NSA	Fiscal Year	Assigned Avail Number	Start Date	End Date	Duration
DDG	82	USS LASSEN	CNSL	SJACK	2023	DMP	1/9/2023	3/29/2024	446
LSD	43	USS FORT MCHENRY	CNSL	SJACK	2023	SRA4-1	1/9/2023	8/11/2023	215
CG	69	USS VICKSBURG	CNSL	SJACK	2023	SRA4-1	2/13/2023	6/23/2023	131
LCS	19	USS ST LOUIS	CNSL	SJACK	2023	SRA1	5/1/2023	9/1/2023	124
FFG	29	NO NAME	CNSL	SJACK	2023	PSA	6/19/2023	10/6/2023	110
LCS	9	USS LITTLE ROCK	CNSL	SJACK	2023	DSRA1	6/26/2023	12/22/2023	180
PC	13	USS SHAMAL	CNSL	SJACK	2023	DSRA9	6/26/2023	10/27/2023	124
LCS	21	USS MINNEAPOLIS ST PAUL	CNSL	SJACK	2023	SRA1	8/14/2023	12/15/2023	124
CG	64	USS GETTYSBURG	CNSL	SJACK	2023	SRA4-1	8/21/2023	1/26/2024	159
DDG	99	USS FARRAGUT	CNSL	SJACK	2023	SRA2-2	8/28/2023	1/12/2024	138

FY Total Manday Estimate 483,655

"Intent of this information is to provide U.S. DoD industry contractors a general schedule for information and planning purposes for upcoming surface ship maintenance periods- It does not constitute any request for information or request for proposals or any commitment to contract for work in accordance with this plan. This information is to assist U.S. DoD industry contractors by providing a broad overview of frequently changing (driven by U.S. Navy operations) maintenance schedules and is not a guarantee of workload or exact ship schedules"

"Distribution Statement A: Approved for Public Release; Distribution is unlimited."

SERMC Private Sector
Workload Forecast with MOD estimates (no AIT) FY24 - FY25
Industry Forecast - as of 01 JAN 2018

CG / LSD Modernization | Coast Wide Bid (Duration > 10 Months) | DDG 1000 Ship

FY24

Class	Hull	Ship Name	TYCOM	NSA	Fiscal Year	Assigned Avail Number	Start Date	End Date	Duration
CG	66	USS HUE CITY	CNSL	SJACK	2024	REINT	10/2/2023	1/26/2024	117
LCS	23	USS COOPERSTOWN	CNSL	SJACK	2024	SRA1	1/8/2024	5/10/2024	124
LCS	11	USS SIOUX CITY	CNSL	SJACK	2024	DSRA1	1/15/2024	7/12/2024	180
DDG	116	USS THOMAS HUDNER	CNSL	SJACK	2024	SRA1-2	4/8/2024	8/16/2024	131
DDG	64	USS CARNEY	CNSL	SJACK	2024	SRA3-1	4/22/2024	9/6/2024	138
LCS	13	USS WICHITA	CNSL	SJACK	2024	DSRA1	5/20/2024	11/15/2024	180
LHD	7	USS IWO JIMA	CNSL	SJACK	2024	PMA3-1	5/20/2024	2/7/2025	264
LCS	31	USS NO NAME	CNSL	SJACK	2024	PSA	6/17/2024	10/11/2024	117
PC	14	USS TORNADO	CNSL	SJACK	2024	DPMA	6/24/2024	10/25/2024	124
PC	8	USS ZEPHYR	CNSL	SJACK	2024	DSRA9	6/24/2024	10/25/2024	124
DDG	99	USS FARRAGUT	CNSL	SJACK	2024	DMP	7/29/2024	10/24/2025	453
LCS	25	USS MARINETTE	CNSL	SJACK	2024	SRA1	8/5/2024	12/6/2024	124
LCS	15	USS BILLINGS	CNSL	SJACK	2024	DSRA1	9/23/2024	3/21/2025	180

FY Total Manday Estimate 515,685

FY25

Class	Hull	Ship Name	TYCOM	NSA	Fiscal Year	Assigned Avail Number	Start Date	End Date	Duration
LCS	5	USS MILWAUKEE	CNSP	SJACK	2025	DSRA1	1/6/2025	5/9/2025	124
LPD	21	USS NEW YORK	CNSL	SJACK	2025	PMA2-1	3/24/2025	10/24/2025	215
CG	64	USS GETTYSBURG	CNSL	SJACK	2025	SRA4-2	5/12/2025	9/19/2025	131
LCS	9	USS LITTLE ROCK	CNSL	SJACK	2025	SRA2	5/25/2025	9/25/2025	124
LCS	9	USS LITTLE ROCK	CNSL	SJACK	2025	DSRA	5/25/2025	9/25/2025	124
DDG	68	USS THE SULLIVANS	CNSL	SJACK	2025	SRA	7/28/2025	12/5/2025	131
LCS	17	USS INDIANAPOLIS	CNSL	SJACK	2025	DSRA1	7/28/2025	1/23/2026	180
DDG	117	USS PAUL IGNATIUS	CNSL	SJACK	2025	SRA1-2	9/8/2025	1/23/2026	138
LCS	7	USS DETROIT	CNSL	SJACK	2025	SRA2	9/15/2025	1/16/2026	124

FY Total Manday Estimate 447,323

"Intent of this information is to provide U.S. DoD industry contractors a general schedule for information and planning purposes for upcoming surface ship maintenance periods- It does not constitute any request for information or request for proposals or any commitment to contract for work in accordance with this plan. This information is to assist U.S. DoD industry contractors by providing a broad overview of frequently changing (driven by U.S. Navy operations) maintenance schedules and is not a guarantee of workload or exact ship schedules"

"Distribution Statement A: Approved for Public Release; Distribution is unlimited."

NWRMC Private Sector
Workload Forecast with MOD estimates (no AIT) FY18 - FY21
Industry Forecast - as of 01 JAN 2018

Workload Color Legend: CM | Small Craft | S/Y Contracting | CVN | DDG | Coast-Wide Contracting Strategy (CWB)

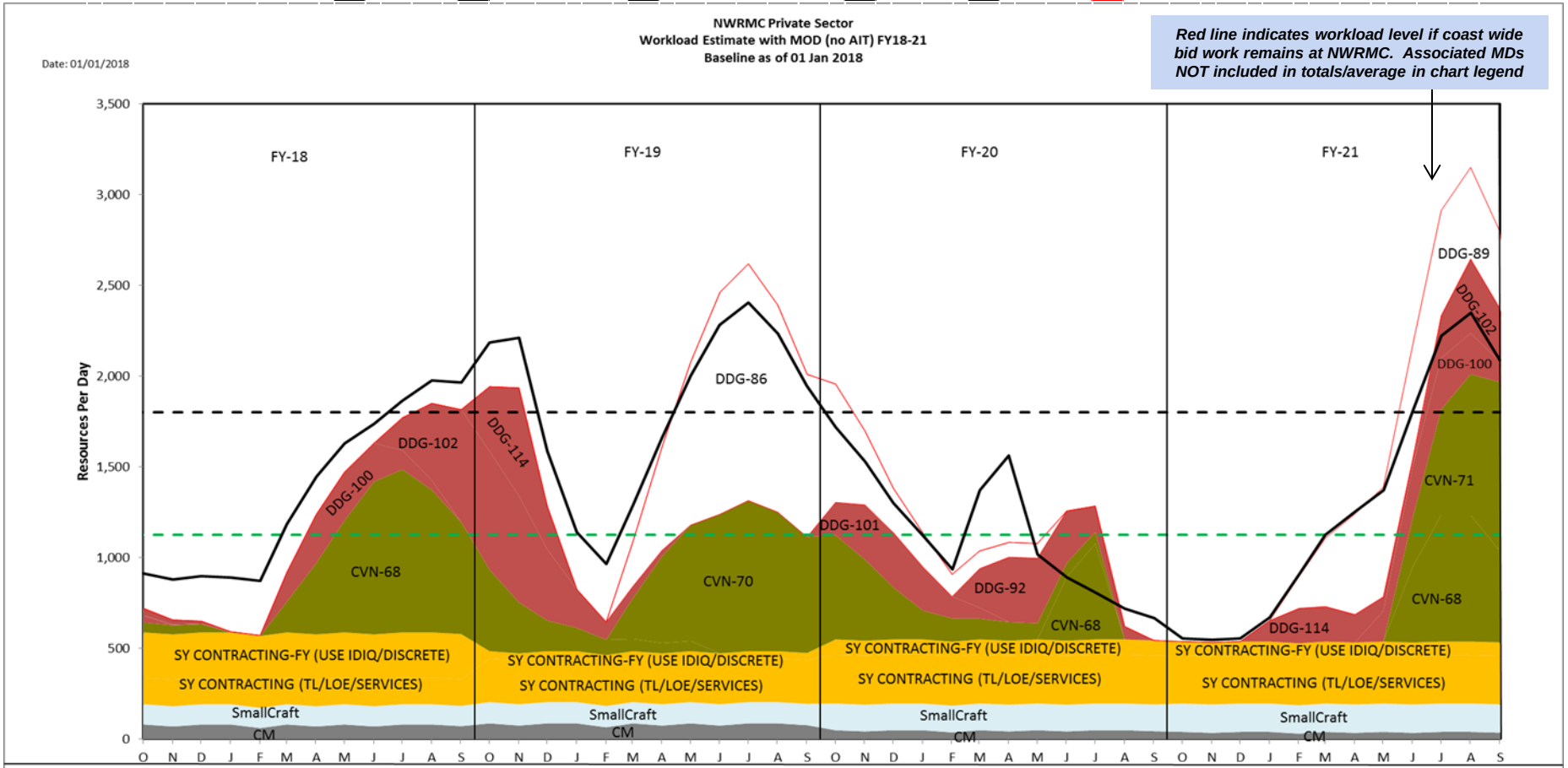

	FY-18	FY-19	FY-20	FY-21
Total TYCOM, CM & MOD FY Mandays	293,257	306,271	254,580	299,985
Average TYCOM, CM & MOD FY Mandays	1,157	1,217	1,009	1,173

Green Dash Line: 3-Year Historical Workload Average = 1124 RPD

Black Dash Line: Industry Provided SURGE Capacity = 1800 RPD

01 NOV 2017 WORKLOAD

"Intent of this information is to provide U.S. DoD industry contractors a general schedule for information and planning purposes for upcoming surface ship maintenance periods- It does not constitute any request for information or request for proposals or any commitment to contract for work in accordance with this plan. This information is to assist U.S. DoD industry contractors by providing a broad overview of frequently changing (driven by U.S. Navy operations) maintenance schedules and is not a guarantee of workload or exact ship schedules"

"Distribution Statement A: Approved for Public Release; Distribution is unlimited."

NWRMC Private Sector
Workload Forecast with MOD estimates (no AIT) FY18 - FY21
Industry Forecast - as of 01 JAN 2018

CG / LSD Modernization | Coast Wide Bid (Duration > 10 Months) | DDG 1000 Ship

FY18

Class	Hull	Ship Name	TYCOM	NSA	Fiscal Year	Assigned Avail Number	Start Date	End Date	Duration
CVN	68	USS NIMITZ	CNAP	SPUGT	2018	DPIA3	3/1/2018	5/31/2019	457
DDG	100	USS KIDD	CNSP	SPUGT	2018	SRA2-1	3/19/2018	8/31/2018	166
DDG	102	USS SAMPSON	CNSP	SPUGT	2018	DSRA1	7/16/2018	4/12/2019	271

FY Total Manday Estimate **293,257**

FY19

Class	Hull	Ship Name	TYCOM	NSA	Fiscal Year	Assigned Avail Number	Start Date	End Date	Duration
CVN	70	USS CARL VINSON	CNAP	SPUGT	2019	DPIA3	3/1/2019	7/1/2020	489
DDG	114	USS RALPH JOHNSON	CNSP	SPUGT	2019	PSA	10/22/2018	12/17/2018	57
DDG	86	USS SHOUP	CNSP	SPUGT	2019	DMP	3/4/2019	5/22/2020	446

FY Total Manday Estimate **306,271**

FY20

Class	Hull	Ship Name	TYCOM	NSA	Fiscal Year	Assigned Avail Number	Start Date	End Date	Duration
CVN	68	USS NIMITZ	CNAP	SPUGT	2020	CIA	6/9/2020	7/24/2020	46
DDG	101	USS GRIDLEY	CNSP	SPUGT	2020	SRA2-1	10/14/2019	3/25/2020	164
DDG	92	USS MOMSEN	CNSP	SPUGT	2020	SRA2-2	3/16/2020	8/28/2020	166

FY Total Manday Estimate **254,580**

FY21

Class	Hull	Ship Name	TYCOM	NSA	Fiscal Year	Assigned Avail Number	Start Date	End Date	Duration
CVN	68	USS NIMITZ	CNAP	SPUGT	2021	PIA3	6/1/2021	12/2/2021	185
CVN	71	USS THEODORE ROOSEVELT	CNAP	SPUGT	2021	DPIA3	6/13/2021	10/14/2022	489
DDG	114	USS RALPH JOHNSON	CNSP	SPUGT	2021	SRA1-1	1/8/2021	6/22/2021	166
DDG	89	USS MUSTIN	CNSP	SPUGT	2021	DMP	2/22/2021	7/22/2022	516
DDG	100	USS KIDD	CNSP	SPUGT	2021	SRA2-1	5/24/2021	10/22/2021	152
DDG	102	USS SAMPSON	CNSP	SPUGT	2021	SRA2-1	7/19/2021	11/5/2021	110

FY Total Manday Estimate **299,985**

"Intent of this information is to provide U.S. DoD industry contractors a general schedule for information and planning purposes for upcoming surface ship maintenance periods- It does not constitute any request for information or request for proposals or any commitment to contract for work in accordance with this plan. This information is to assist U.S. DoD industry contractors by providing a broad overview of frequently changing (driven by U.S. Navy operations) maintenance schedules and is not a guarantee of workload or exact ship schedules"

"Distribution Statement A: Approved for Public Release; Distribution is unlimited."

NWRMC Private Sector
Workload Forecast with MOD estimates (no AIT) FY22 - FY25
Industry Forecast - as of 01 JAN 2018

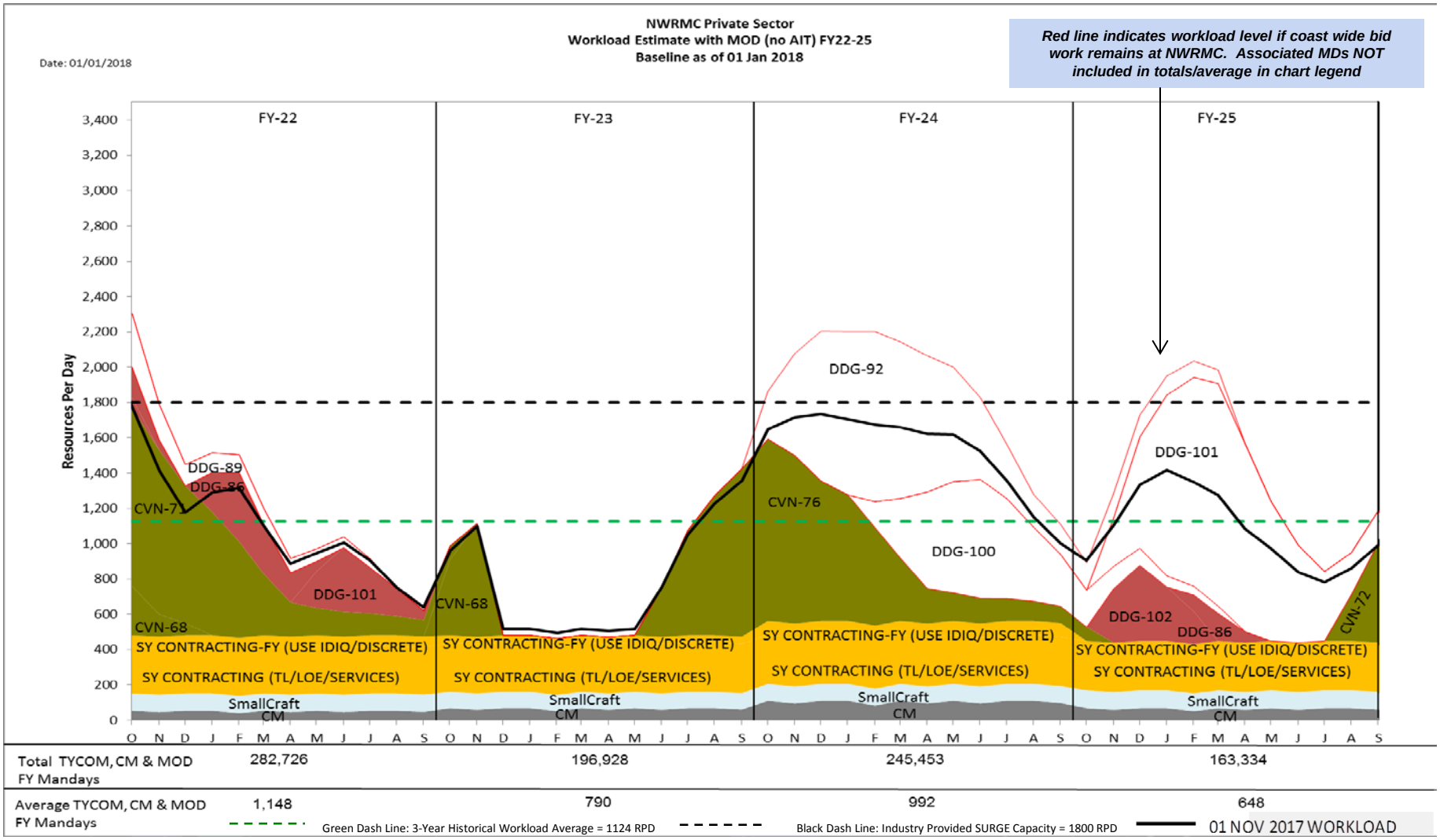

"Intent of this information is to provide U.S. DoD industry contractors a general schedule for information and planning purposes for upcoming surface ship maintenance periods- It does not constitute any request for information or request for proposals or any commitment to contract for work in accordance with this plan. This information is to assist U.S. DoD industry contractors by providing a broad overview of frequently changing (driven by U.S. Navy operations) maintenance schedules and is not a guarantee of workload or exact ship schedules"

"Distribution Statement A: Approved for Public Release; Distribution is unlimited."

NWRMC Private Sector
Workload Forecast with MOD estimates (no AIT) FY22 - FY25
Industry Forecast - as of 01 JAN 2018

CG / LSD Modernization | Coast Wide Bid (Duration > 10 Months) | DDG 1000 Ship

FY22

Class	Hull	Ship Name	TYCOM	NSA	Fiscal Year	Assigned Avail Number	Start Date	End Date	Duration
DDG	86	USS SHOUP	CNSP	SPUGT	2022	SRA3-1	1/17/2022	5/16/2022	120
DDG	101	USS GRIDLEY	CNSP	SPUGT	2022	SRA2-2	5/16/2022	9/9/2022	117

FY Total Manday Estimate 282,726

FY23

Class	Hull	Ship Name	TYCOM	NSA	Fiscal Year	Assigned Avail Number	Start Date	End Date	Duration
CVN	68	USS NIMITZ	CNAP	SPUGT	2023	CIA	10/15/2022	11/28/2022	45
CVN	76	USS RONALD REAGAN	CNAP	SPUGT	2023	DPIA3& IDIQ	6/16/2023	10/14/2024	487

FY Total Manday Estimate 196,928

FY24

Class	Hull	Ship Name	TYCOM	NSA	Fiscal Year	Assigned Avail Number	Start Date	End Date	Duration
DDG	92	USS MOMSEN	CNSP	SPUGT	2024	DMP	10/23/2023	3/14/2025	509
DDG	100	USS KIDD	CNAP	SPUGT	2024	DMP	2/5/2024	3/7/2025	397

FY Total Manday Estimate 245,453

FY25

Class	Hull	Ship Name	TYCOM	NSA	Fiscal Year	Assigned Avail Number	Start Date	End Date	Duration
CVN	72	USS ABRAHAM LINCOLN	CNAP	SPUGT	2025	DPIA3	8/1/2025	12/2/2026	489
DDG	101	USS GRIDLEY	CNSP	SPUGT	2025	DMP	11/4/2024	12/5/2025	397
DDG	102	USS SAMPSON	CNSP	SPUGT	2025	SRA2-2	11/11/2024	2/28/2025	110
DDG	86	USS SHOUP	CNSP	SPUGT	2025	SIA	2/15/2025	4/25/2025	70

FY Total Manday Estimate 163,334

"Intent of this information is to provide U.S. DoD industry contractors a general schedule for information and planning purposes for upcoming surface ship maintenance periods- It does not constitute any request for information or request for proposals or any commitment to contract for work in accordance with this plan. This information is to assist U.S. DoD industry contractors by providing a broad overview of frequently changing (driven by U.S. Navy operations) maintenance schedules and is not a guarantee of workload or exact ship schedules"

"Distribution Statement A: Approved for Public Release; Distribution is unlimited."

HRMC Private Sector
Workload Forecast with MOD estimates (no AIT) FY18 - FY21
Industry Forecast - as of 01 JAN 2018

Workload Color Legend: CM, CG, DDG

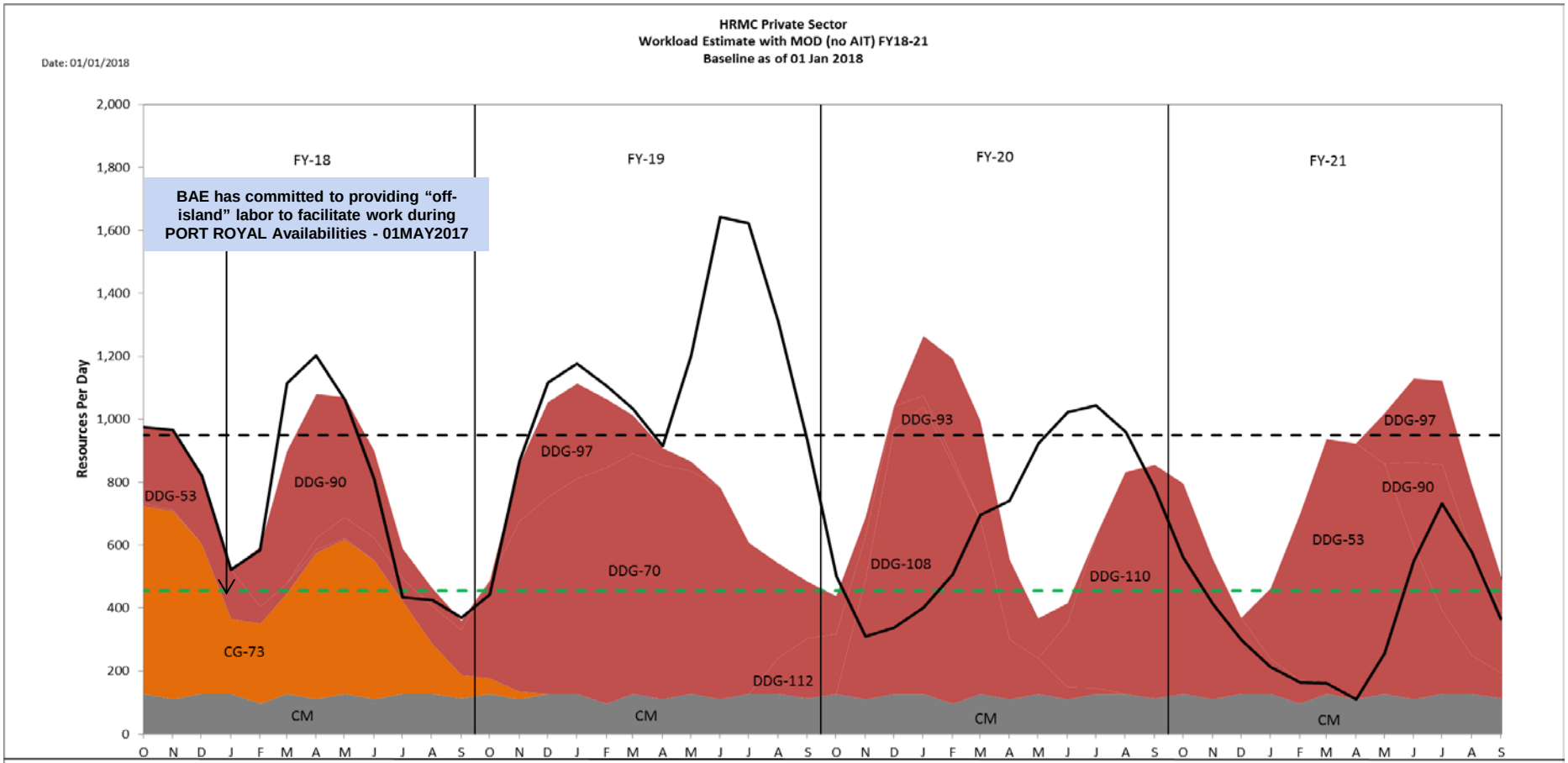

"Intent of this information is to provide U.S. DoD industry contractors a general schedule for information and planning purposes for upcoming surface ship maintenance periods- It does not constitute any request for information or request for proposals or any commitment to contract for work in accordance with this plan. This information is to assist U.S. DoD industry contractors by providing a broad overview of frequently changing (driven by U.S. Navy operations) maintenance schedules and is not a guarantee of workload or exact ship schedules"

"Distribution Statement A: Approved for Public Release; Distribution is unlimited."

HRMC Private Sector
Workload Forecast with MOD estimates (no AIT) FY18 - FY21
Industry Forecast - as of 01 JAN 2018

CG / LSD Modernization | Coast Wide Bid (Duration > 10 Months) | DDG 1000 Ship

FY18

Class	Hull	Ship Name	TYCOM	NSA	Fiscal Year	Assigned Avail Number	Start Date	End Date	Duration
CG	73	USS PORT ROYAL	CNSP	SSDPH	2018	SRA(d)	2/20/2018	11/16/2018	270
DDG	90	USS CHAFEE	CNSP	SSDPH	2018	SRA2-1	2/26/2018	9/20/2018	207
DDG	70	USS HOPPER	CNSP	SSDPH	2018	EDSRA	4/2/2018	11/22/2019	600

FY Total Manday Estimate 192,942

FY19

Class	Hull	Ship Name	TYCOM	NSA	Fiscal Year	Assigned Avail Number	Start Date	End Date	Duration
DDG	97	USS HALSEY	CNSP	SSDPH	2019	SRA2-1	11/13/2018	5/24/2019	193
DDG	112	USS MICHAEL MURPHY	CNSP	SSDPH	2019	SRA1-2	8/12/2019	2/7/2020	180
DDG	108	USS WAYNE E. MEYER	CNSP	SSDPH	2019	DSRA1	11/4/2019	7/3/2020	243

FY Total Manday Estimate 203,914

FY20

Class	Hull	Ship Name	TYCOM	NSA	Fiscal Year	Assigned Avail Number	Start Date	End Date	Duration
DDG	93	USS CHUNG-HOON	CNSP	SSDPH	2020	SRA2-2	1/13/2020	6/26/2020	166
DDG	110	USS WILLIAM P. LAWRENCE	CNSP	SSDPH	2020	DSRA1	6/15/2020	3/19/2021	278

FY Total Manday Estimate 193,866

FY21

Class	Hull	Ship Name	TYCOM	NSA	Fiscal Year	Assigned Avail Number	Start Date	End Date	Duration
DDG	118	USS DANIEL INOUYE	CNSP	SSDPH	2021	PSA	11/4/2020	2/11/2021	100
DDG	53	USS JOHN PAUL JONES	CNSP	SSDPH	2021	DSRA3	1/11/2021	10/22/2021	285
DDG	97	USS HALSEY	CNSP	SSDPH	2021	SRA2-2	5/17/2021	10/22/2021	159
DDG	90	USS CHAFEE	CNSP	SSDPH	2021	SRA2-2	6/14/2021	10/1/2021	110

FY Total Manday Estimate 195,553

"Intent of this information is to provide U.S. DoD industry contractors a general schedule for information and planning purposes for upcoming surface ship maintenance periods- It does not constitute any request for information or request for proposals or any commitment to contract for work in accordance with this plan. This information is to assist U.S. DoD industry contractors by providing a broad overview of frequently changing (driven by U.S. Navy operations) maintenance schedules and is not a guarantee of workload or exact ship schedules"

"Distribution Statement A: Approved for Public Release; Distribution is unlimited."

HRMC Private Sector
Workload Forecast with MOD estimates (no AIT) FY22 - FY25
Industry Forecast - as of 01 JAN 2018

Workload Color Legend: CM, CG, DDG

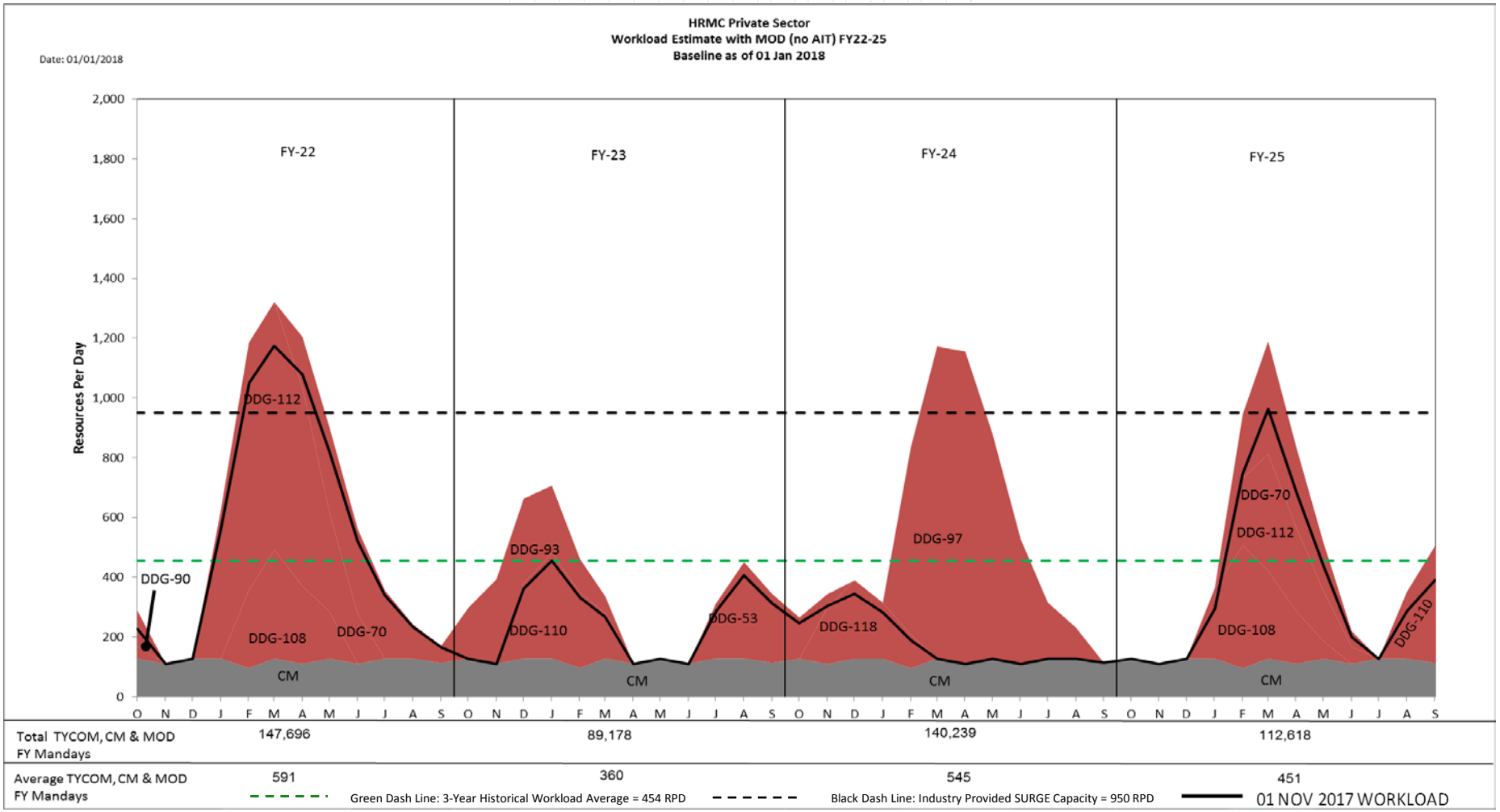

"Intent of this information is to provide U.S. DoD industry contractors a general schedule for information and planning purposes for upcoming surface ship maintenance periods- It does not constitute any request for information or request for proposals or any commitment to contract for work in accordance with this plan. This information is to assist U.S. DoD industry contractors by providing a broad overview of frequently changing (driven by U.S. Navy operations) maintenance schedules and is not a guarantee of workload or exact ship schedules"

"Distribution Statement A: Approved for Public Release; Distribution is unlimited."

HRMC Private Sector
Workload Forecast with MOD estimates (no AIT) FY22 - FY25
Industry Forecast - as of 01 JAN 2018

CG / LSD Modernization | Coast Wide Bid (Duration > 10 Months) | DDG 1000 Ship

FY22

Class	Hull	Ship Name	TYCOM	NSA	Fiscal Year	Assigned Avail Number	Start Date	End Date	Duration
DDG	112	USS MICHAEL MURPHY	CNSP	SSDPH	2022	DSRA1	1/10/2022	6/3/2022	145
DDG	108	USS WAYNE E. MEYER	CNSP	SSDPH	2022	SRA2-1	2/7/2022	5/27/2022	110
DDG	70	USS HOPPER	CNSP	SSDPH	2022	SRA3-1	4/11/2022	9/23/2022	166

FY Total Manday Estimate 147,696

FY23

Class	Hull	Ship Name	TYCOM	NSA	Fiscal Year	Assigned Avail Number	Start Date	End Date	Duration
DDG	93	USS CHUNG-HOON	CNSP	SSDPH	2023	SRA2-3	10/31/2022	3/3/2023	124
DDG	110	USS WILLIAM P. LAWRENCE	CNSP	SSDPH	2023	SRA2-1	12/5/2022	3/24/2023	110
DDG	53	USS JOHN PAUL JONES	CNSP	SSDPH	2023	SRA4-1	7/10/2023	11/17/2023	131

FY Total Manday Estimate 89,178

FY24

Class	Hull	Ship Name	TYCOM	NSA	Fiscal Year	Assigned Avail Number	Start Date	End Date	Duration
DDG	118	USS DANIEL INOUYE	CNSP	SSDPH	2024	SRA1-1	11/6/2023	2/23/2024	110
DDG	97	USS HALSEY	CNSP	SSDPH	2024	DSRA2	2/12/2024	8/9/2024	180

FY Total Manday Estimate 140,239

FY25

Class	Hull	Ship Name	TYCOM	NSA	Fiscal Year	Assigned Avail Number	Start Date	End Date	Duration
DDG	108	USS WAYNE E. MEYER	CNSP	SSDPH	2025	SRA2-2	1/27/2025	5/16/2025	110
DDG	70	USS HOPPER	CNSP	SSDPH	2025	SRA3-2	2/10/2025	6/13/2025	124
DDG	112	USS MICHAEL MURPHY	CNSP	SSDPH	2025	SRA2-1	2/24/2025	6/13/2025	110
DDG	110	USS WILLIAM P. LAWRENCE	CNSP	SSDPH	2025	SRA2-2	8/18/2025	12/5/2025	110

FY Total Manday Estimate 112,618

"Intent of this information is to provide U.S. DoD industry contractors a general schedule for information and planning purposes for upcoming surface ship maintenance periods- It does not constitute any request for information or request for proposals or any commitment to contract for work in accordance with this plan. This information is to assist U.S. DoD industry contractors by providing a broad overview of frequently changing (driven by U.S. Navy operations) maintenance schedules and is not a guarantee of workload or exact ship schedules"

"Distribution Statement A: Approved for Public Release; Distribution is unlimited."

FDRMC - ROTA
Workload Forecast with MOD estimates (no AIT) FY18 - FY21
Industry Forecast - as of 01 JAN 2018

Workload Color Legend CM DDG

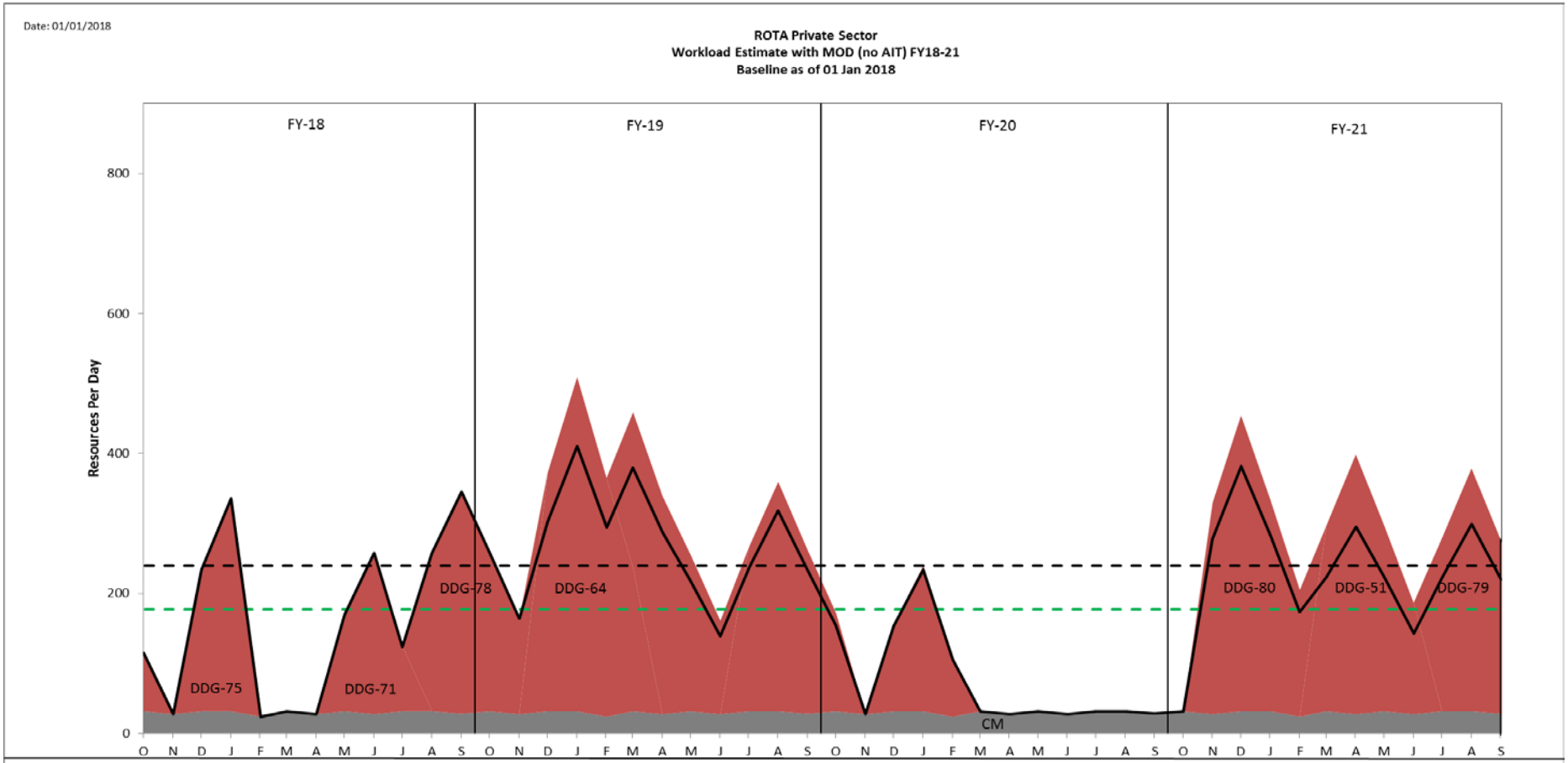

"Intent of this information is to provide U.S. DoD industry contractors a general schedule for information and planning purposes for upcoming surface ship maintenance periods- It does not constitute any request for information or request for proposals or any commitment to contract for work in accordance with this plan. This information is to assist U.S. DoD industry contractors by providing a broad overview of frequently changing (driven by U.S. Navy operations) maintenance schedules and is not a guarantee of workload or exact ship schedules"

"Distribution Statement A: Approved for Public Release; Distribution is unlimited."

FDRMC - ROTA
Workload Forecast with MOD estimates (no AIT) FY18 - FY21
Industry Forecast - as of 01 JAN 2018

CG / LSD Modernization | Coast Wide Bid (Duration > 10 Months) | DDG 1000 Ship

FY18

Class	Hull	Ship Name	TYCOM	NSA	Fiscal Year	Assigned Avail Number	Start Date	End Date	Duration
DDG	75	USS DONALD COOK	CNSL	ROTA	2018	SIA	12/4/2017	1/26/2018	54
DDG	71	USS ROSS	CNSL	ROTA	2018	SIA	5/28/2018	7/27/2018	61
DDG	78	USS PORTER	CNSL	ROTA	2018	SRA	8/6/2018	11/15/2018	102

FY Total Manday Estimate 41,038

FY19

Class	Hull	Ship Name	TYCOM	NSA	Fiscal Year	Assigned Avail Number	Start Date	End Date	Duration
DDG	64	USS CARNEY	CNSL	ROTA	2019	SRA	12/3/2018	3/14/2019	102
DDG	75	USS DONALD COOK	CNSL	ROTA	2019	SRA	3/18/2019	6/27/2019	102
DDG	71	USS ROSS	CNSL	ROTA	2019	SRA	7/22/2019	10/31/2019	102

FY Total Manday Estimate 78,663

FY20

Class	Hull	Ship Name	TYCOM	NSA	Fiscal Year	Assigned Avail Number	Start Date	End Date	Duration
DDG	78	USS PORTER	CNSL	ROTA	2020	SIA	12/2/2019	2/7/2020	68

FY Total Manday Estimate 18,646

FY21

Class	Hull	Ship Name	TYCOM	NSA	Fiscal Year	Assigned Avail Number	Start Date	End Date	Duration
DDG	80	USS ROOSEVELT	CNSL	ROTA	2021	SRA	11/2/2020	2/11/2021	102
DDG	51	USS ARLEIGH BURKE	CNSL	ROTA	2021	SRA	3/8/2021	6/17/2021	102
DDG	79	USS OSCAR AUSTIN	CNSL	ROTA	2021	SRA	7/6/2021	10/14/2021	101

FY Total Manday Estimate 72,768

"Intent of this information is to provide U.S. DoD industry contractors a general schedule for information and planning purposes for upcoming surface ship maintenance periods- It does not constitute any request for information or request for proposals or any commitment to contract for work in accordance with this plan. This information is to assist U.S. DoD industry contractors by providing a broad overview of frequently changing (driven by U.S. Navy operations) maintenance schedules and is not a guarantee of workload or exact ship schedules"

"Distribution Statement A: Approved for Public Release; Distribution is unlimited."

FDRMC - ROTA
Workload Forecast with MOD estimates (no AIT) FY22 - FY25
Industry Forecast - as of 01 JAN 2018

Workload Color Legend CM DDG

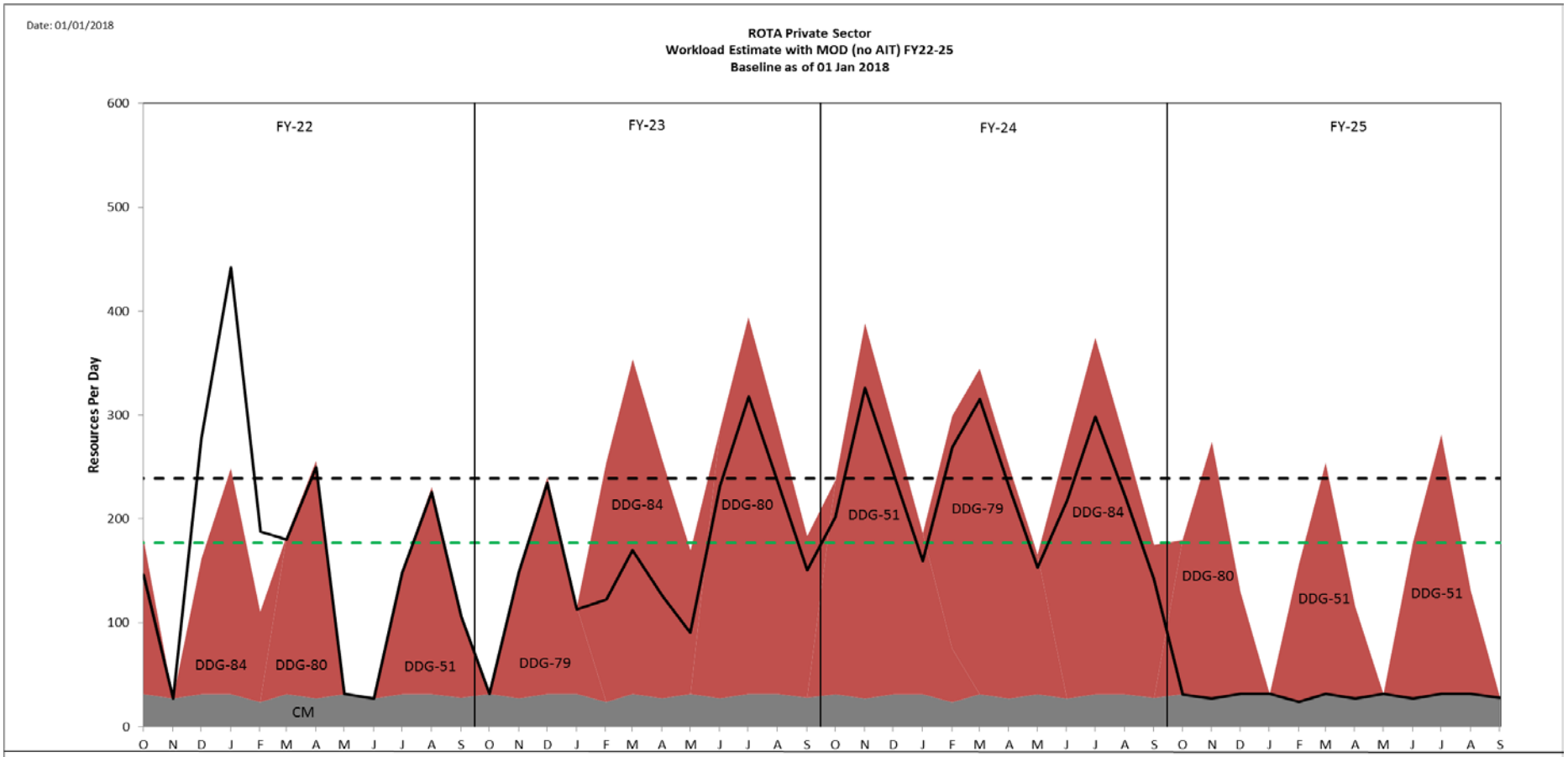

"Intent of this information is to provide U.S. DoD industry contractors a general schedule for information and planning purposes for upcoming surface ship maintenance periods- It does not constitute any request for information or request for proposals or any commitment to contract for work in accordance with this plan. This information is to assist U.S. DoD industry contractors by providing a broad overview of frequently changing (driven by U.S. Navy operations) maintenance schedules and is not a guarantee of workload or exact ship schedules"

"Distribution Statement A: Approved for Public Release; Distribution is unlimited."

FDRMC - ROTA
Workload Forecast with MOD estimates (no AIT) FY22 - FY25
Industry Forecast - as of 01 JAN 2018

CG / LSD Modernization | Coast Wide Bid (Duration > 10 Months) | DDG 1000 Ship

FY22

Class	Hull	Ship Name	TYCOM	NSA	Fiscal Year	Assigned Avail Number	Start Date	End Date	Duration
DDG	84	USS BULKELEY	CNSL	ROTA	2022	SIA	12/13/2021	2/11/2022	61
DDG	80	USS ROOSEVELT	CNSL	ROTA	2022	SIA	3/1/2022	4/29/2022	60
DDG	51	USS ARLEIGH BURKE	CNSL	ROTA	2022	SIA	7/1/2022	9/9/2022	71

FY Total Manday Estimate 36,680

FY23

Class	Hull	Ship Name	TYCOM	NSA	Fiscal Year	Assigned Avail Number	Start Date	End Date	Duration
DDG	79	USS OSCAR AUSTIN	CNSL	ROTA	2023	SIA	11/7/2022	1/6/2023	61
DDG	84	USS BULKELEY	CNSL	ROTA	2023	SRA	2/20/2023	5/30/2023	100
DDG	80	USS ROOSEVELT	CNSL	ROTA	2023	SRA	6/19/2023	9/28/2023	102

FY Total Manday Estimate 57,970

FY24

Class	Hull	Ship Name	TYCOM	NSA	Fiscal Year	Assigned Avail Number	Start Date	End Date	Duration
DDG	51	USS ARLEIGH BURKE	CNSL	ROTA	2024	SRA	10/23/2023	2/1/2024	102
DDG	79	USS OSCAR AUSTIN	CNSL	ROTA	2024	SRA	2/19/2024	5/30/2024	102
DDG	84	USS BULKELEY	CNSL	ROTA	2024	SRA	6/10/2024	9/19/2024	102

FY Total Manday Estimate 68,049

FY25

Class	Hull	Ship Name	TYCOM	NSA	Fiscal Year	Assigned Avail Number	Start Date	End Date	Duration
DDG	80	USS ROOSEVELT	CNSL	ROTA	2025	SIA	10/17/2024	12/13/2024	58
DDG	51	USS ARLEIGH BURKE	CNSL	ROTA	2025	SIA	2/10/2025	4/11/2025	61
DDG	79	USS OSCAR AUSTIN	CNSL	ROTA	2025	SIA	6/16/2025	8/15/2025	61

FY Total Manday Estimate 36,623

"Intent of this information is to provide U.S. DoD industry contractors a general schedule for information and planning purposes for upcoming surface ship maintenance periods- It does not constitute any request for information or request for proposals or any commitment to contract for work in accordance with this plan. This information is to assist U.S. DoD industry contractors by providing a broad overview of frequently changing (driven by U.S. Navy operations) maintenance schedules and is not a guarantee of workload or exact ship schedules"

"Distribution Statement A: Approved for Public Release; Distribution is unlimited."

FDRMC - BAHRAIN
Workload Forecast with MOD estimates (no AIT) FY18 - FY21
Industry Forecast - as of 01 JAN 2018

Workload Color Legend: CM MCM PC

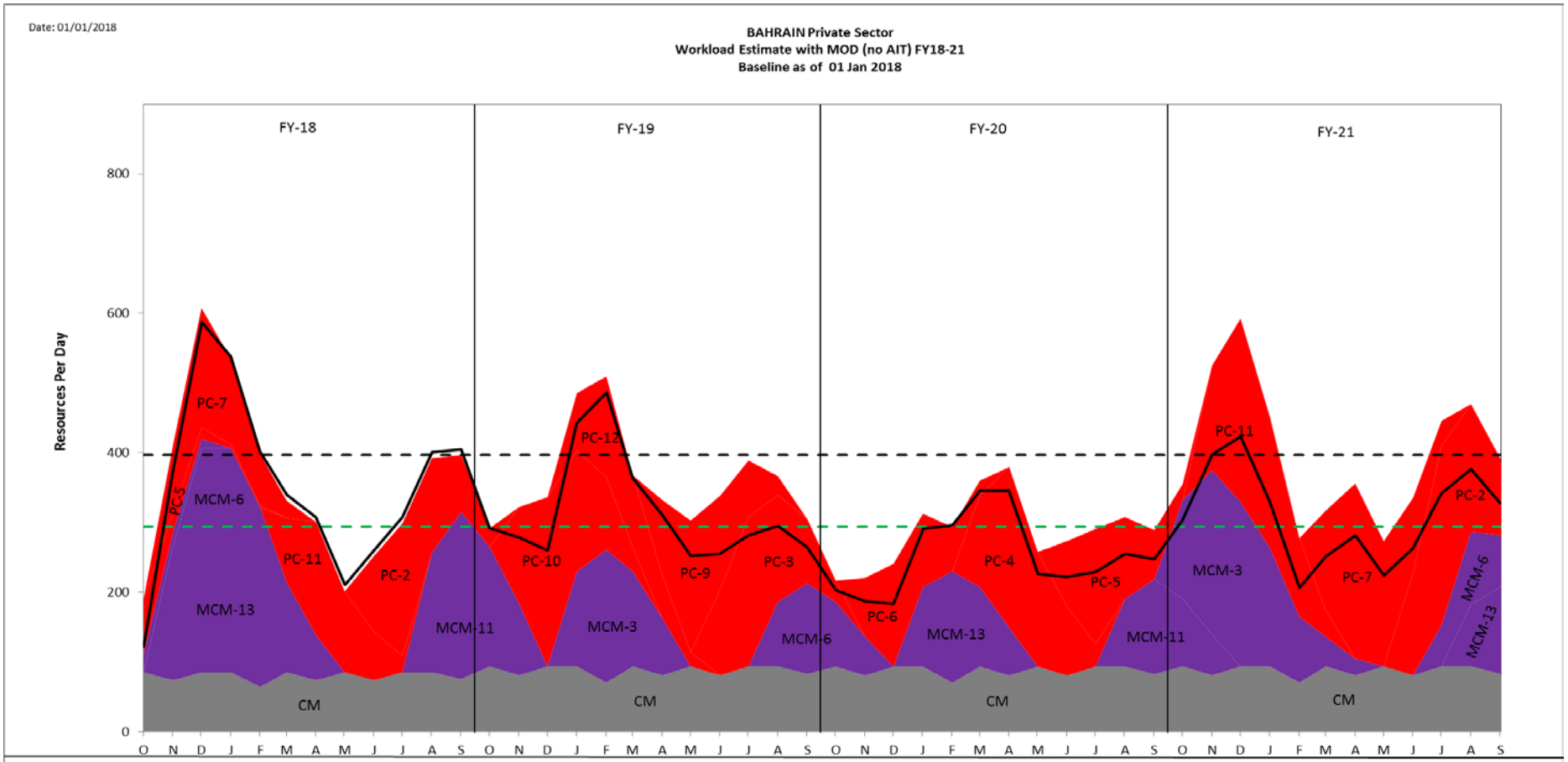

"Intent of this information is to provide U.S. DoD industry contractors a general schedule for information and planning purposes for upcoming surface ship maintenance periods- It does not constitute any request for information or request for proposals or any commitment to contract for work in accordance with this plan. This information is to assist U.S. DoD industry contractors by providing a broad overview of frequently changing (driven by U.S. Navy operations) maintenance schedules and is not a guarantee of workload or exact ship schedules"

"Distribution Statement A: Approved for Public Release; Distribution is unlimited."

FDRMC - BAHRAIN
Workload Forecast with MOD estimates (no AIT) FY18 - FY21
Industry Forecast - as of 01 JAN 2018

CG / LSD Modernization | Coast Wide Bid (Duration > 10 Months) | DDG 1000 Ship

FY18

Class	Hull	Ship Name	TYCOM	NSA	Fiscal Year	Assigned Avail Number	Start Date	End Date	Duration
MCM	13	USS DEXTROUS	CNSP	BAHR	2018	DSRA3	11/5/2017	4/17/2018	164
PC	7	USS SQUALL	CNSL	BAHR	2018	DPMA	11/19/2017	3/31/2018	133
PC	11	USS WHIRLWIND	CNSL	BAHR	2018	DSRA8	3/11/2018	7/14/2018	126
PC	2	USS TEMPEST	CNSL	BAHR	2018	DSRA8	6/24/2018	10/27/2018	126
MCM	11	USS GLADIATOR	CNSP	BAHR	2018	SRA4-1	8/20/2018	11/27/2018	100

FY Total Manday Estimate 90,174

FY19

Class	Hull	Ship Name	TYCOM	NSA	Fiscal Year	Assigned Avail Number	Start Date	End Date	Duration
PC	10	USS FIREBOLT	CNSL	BAHR	2019	DSRA8	11/11/2018	3/16/2019	126
MCM	3	USS SENTRY	CNSP	BAHR	2019	SRA5-2	1/14/2019	4/25/2019	102
PC	12	USS THUNDERBOLT	CNSL	BAHR	2019	DSRA7	1/20/2019	5/25/2019	126
PC	9	USS CHINOOK	CNSL	BAHR	2019	DSRA8	4/7/2019	8/10/2019	126
PC	3	USS HURRICANE	CNSL	BAHR	2019	DSRA8	6/16/2019	10/19/2019	126
MCM	6	USS DEVASTATOR	CNSP	BAHR	2019	SRA5-1	8/19/2019	11/28/2019	102

FY Total Manday Estimate 90,275

FY20

Class	Hull	Ship Name	TYCOM	NSA	Fiscal Year	Assigned Avail Number	Start Date	End Date	Duration
PC	6	USS SIROCCO	CNSL	BAHR	2020	DSRA9	11/10/2019	3/14/2020	126
MCM	13	USS DEXTROUS	CNSP	BAHR	2020	SRA4-1 FDNF	1/13/2020	4/21/2020	100
PC	4	USS MONSOON	CNSL	BAHR	2020	DSRA9	3/8/2020	7/11/2020	126
PC	5	USS TYPHOON	CNSL	BAHR	2020	DSRA8	6/14/2020	10/17/2020	126
MCM	11	USS GLADIATOR	CNSP	BAHR	2020	SRA4-2	8/23/2020	11/11/2020	81

FY Total Manday Estimate 72,252

FY21

Class	Hull	Ship Name	TYCOM	NSA	Fiscal Year	Assigned Avail Number	Start Date	End Date	Duration
MCM	3	USS SENTRY	CNSP	BAHR	2021	DSRA5	10/10/2020	4/25/2021	198
PC	11	USS WHIRLWIND	CNSL	BAHR	2021	DSRA9	11/15/2020	3/20/2021	126
PC	7	USS SQUALL	CNSL	BAHR	2021	DSRA9	3/7/2021	7/10/2021	126
PC	2	USS TEMPEST	CNSL	BAHR	2021	DSRA9	6/27/2021	10/30/2021	126
MCM	6	USS DEVASTATOR	CNSP	BAHR	2021	SRA 5-2	7/10/2021	11/28/2021	142
MCM	13	USS DEXTROUS	CNSP	BAHR	2021	SRA4-2	8/16/2021	11/23/2021	100

FY Total Manday Estimate 100,006

"Intent of this information is to provide U.S. DoD industry contractors a general schedule for information and planning purposes for upcoming surface ship maintenance periods- It does not constitute any request for information or request for proposals or any commitment to contract for work in accordance with this plan. This information is to assist U.S. DoD industry contractors by providing a broad overview of frequently changing (driven by U.S. Navy operations) maintenance schedules and is not a guarantee of workload or exact ship schedules"

"Distribution Statement A: Approved for Public Release; Distribution is unlimited."

FDRMC - BAHRAIN
Workload Forecast with MOD estimates (no AIT) FY22 - FY25
Industry Forecast - as of 01 JAN 2018

Workload Color Legend: CM MCM PC

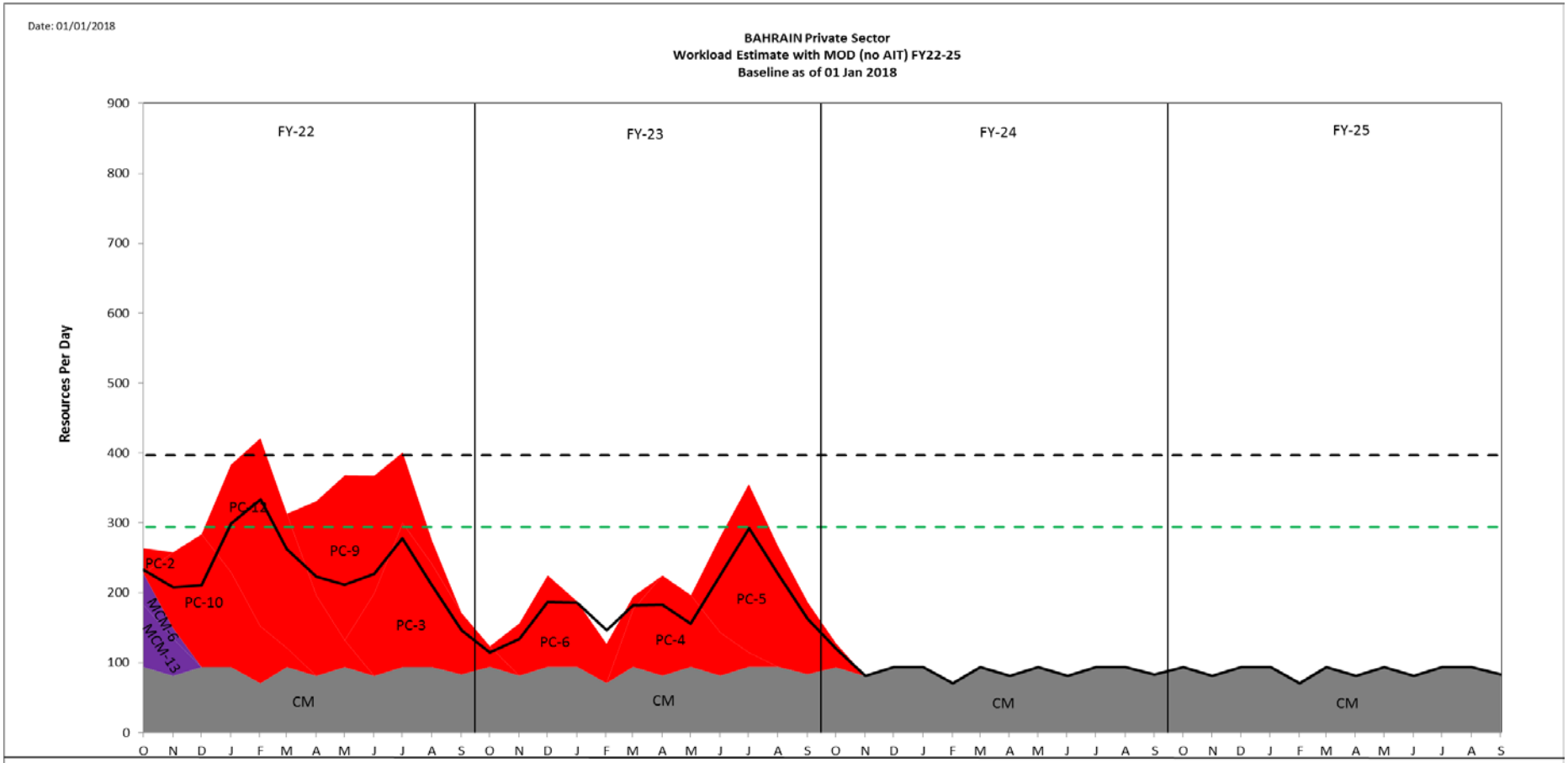

"Intent of this information is to provide U.S. DoD industry contractors a general schedule for information and planning purposes for upcoming surface ship maintenance periods- It does not constitute any request for information or request for proposals or any commitment to contract for work in accordance with this plan. This information is to assist U.S. DoD industry contractors by providing a broad overview of frequently changing (driven by U.S. Navy operations) maintenance schedules and is not a guarantee of workload or exact ship schedules"

"Distribution Statement A: Approved for Public Release; Distribution is unlimited."

FDRMC - BAHRAIN
Workload Forecast with MOD estimates (no AIT) FY22 - FY25
Industry Forecast - as of 01 JAN 2018

CG / LSD Modernization | Coast Wide Bid (Duration > 10 Months) | DDG 1000 Ship

FY22

Class	Hull	Ship Name	TYCOM	NSA	Fiscal Year	Assigned Avail Number	Start Date	End Date	Duration
PC	10	USS FIREBOLT	CNSL	BAHR	2022	DSRA9	11/7/2021	3/12/2022	126
PC	12	USS THUNDERBOLT	CNSL	BAHR	2022	DSRA8	1/23/2022	5/28/2022	126
PC	9	USS CHINOOK	CNSL	BAHR	2022	DSRA9	4/10/2022	8/13/2022	126
PC	3	USS HURRICANE	CNSL	BAHR	2022	DSRA9	6/26/2022	10/22/2022	119

FY Total Manday Estimate 79,833

FY23

Class	Hull	Ship Name	TYCOM	NSA	Fiscal Year	Assigned Avail Number	Start Date	End Date	Duration
PC	6	USS SIROCCO	CNSL	BAHR	2023	DSRA9	11/13/2022	3/18/2023	126
PC	4	USS MONSOON	CNSL	BAHR	2023	DSRA9	3/5/2023	7/8/2023	126
PC	5	USS TYPHOON	CNSL	BAHR	2023	DSRA9	6/18/2023	10/21/2023	126

FY Total Manday Estimate 52,927

FY24

Class	Hull	Ship Name	TYCOM	NSA	Fiscal Year	Assigned Avail Number	Start Date	End Date	Duration

FY Total Manday Estimate 22,672

FY25

Class	Hull	Ship Name	TYCOM	NSA	Fiscal Year	Assigned Avail Number	Start Date	End Date	Duration

FY Total Manday Estimate 22,018

"Intent of this information is to provide U.S. DoD industry contractors a general schedule for information and planning purposes for upcoming surface ship maintenance periods- It does not constitute any request for information or request for proposals or any commitment to contract for work in accordance with this plan. This information is to assist U.S. DoD industry contractors by providing a broad overview of frequently changing (driven by U.S. Navy operations) maintenance schedules and is not a guarantee of workload or exact ship schedules"

"Distribution Statement A: Approved for Public Release; Distribution is unlimited."