# Domestic Private Sector Workload Estimate

## FY21 - FY24
## Industry Version FY21 Q2 M3
## Baseline as of 01 MAR 2021

*"Intent of this information is to provide U.S. DoD industry contractors a general schedule for information and planning purposes for upcoming surface ship maintenance periods- It does not constitute any request for information or request for proposals or any commitment to contract for work in accordance with this plan. This information is to assist U.S. DoD industry contractors by providing a broad overview of frequently changing (driven by U.S. Navy operations) maintenance schedules and is not a guarantee of workload or exact ship schedules"*

*"Distribution Statement A: Approved for Public Release; Distribution is unlimited."*

# Notes

- *Data contained in this report reflects the Navy program of record as of 01 March 2021.*
  - *Includes planned decommissioning in accordance with the 09 December 2020 Report to Congress on the Annual Long-Range Plan for Construction of Naval Vessels.*
- *The next bi-monthly workload projections are targeted for release no later than 31 May 2021.*
- *COVID impacts, results of ongoing availability duration and schedule review, and ongoing budget negotiations may refine out-year projections.*

*"Distribution Statement A: Approved for Public Release; Distribution is unlimited."*

# MARMC Private Sector

Workload Color Legend: CM | CG | CVN | DDG | LHD | LPD | LSD | MCM | PC | SCMAV | Planned DECOM
CG / LSD Modernization Program | CG / LSD Mod Program (CWB) | CWB Contract Strategy (Pattern in standard Class color) | PDA/PSA | Awarded Avail
Black Dash Line: SURGE Capacity | Green Dash Line: Port Estimated Capacity

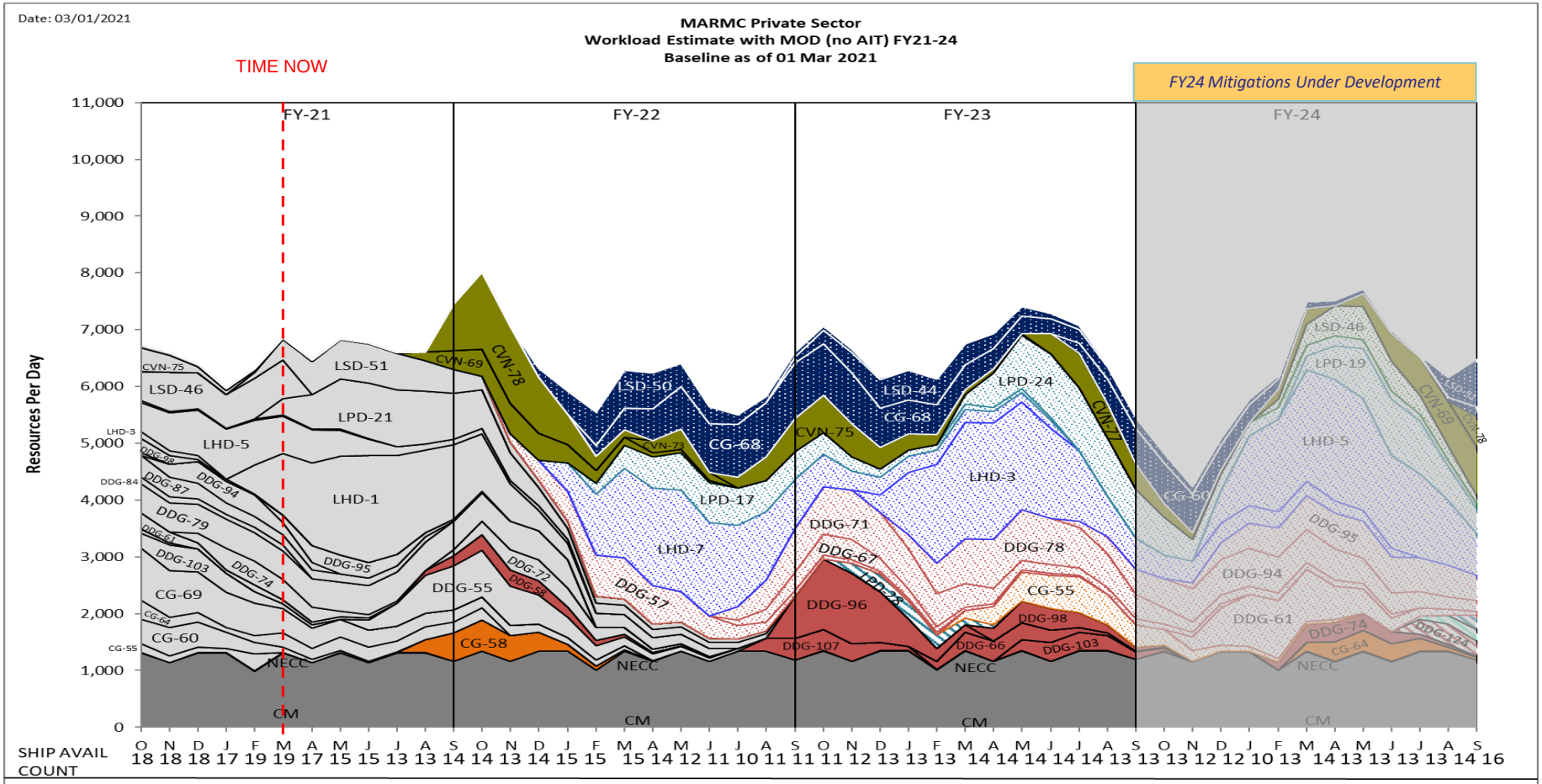


| | FY-21 | FY-22 | FY-23 | FY-24 |
|---|---|---|---|---|
| Total FY Man-Days | 1,664,689 | 1,574,996 | 1,656,216 | 1,583,257 |
| Average FY Man-Days | 6,632 | 6,275 | 6,625 | 6,308 |

"Distribution Statement A: Approved for Public Release; Distribution is unlimited."

# MARMC Private Sector
# Workload Forecast with MOD estimates (no AIT) FY21 - FY22
# Industry Forecast - as of 01 MAR 2021

CG / LSD Modernization  Coast Wide Bid (Duration > 10 Months)

**FY21**

| Class | Hull | Ship Name | TYCOM | NSA | Fiscal Year | Assigned Avail Number | Start Date | End Date | Duration |
|---|---|---|---|---|---|---|---|---|---|
| CVN | 69 | USS DWIGHT D. EISENHOWER | CNAL | SPORT | 2021 | PIA 3 | 8/30/2021 | 6/30/2022 | 305 |
| CVN | 78 | USS GERALD R. FORD | CNAL | SPORT | 2021 | PIA1 | 9/1/2021 | 3/1/2022 | 182 |
| DDG | 103 | USS TRUXTUN | CNSL | SPORT | 2021 | SRA2-1 | 10/26/2020 | 4/23/2021 | 180 |
| DDG | 94 | USS NITZE | CNSL | SPORT | 2021 | SRA2-2 | 11/30/2020 | 4/23/2021 | 145 |
| DDG | 74 | USS MCFAUL | CNSL | SPORT | 2021 | SRA3-1 | 12/7/2020 | 7/30/2021 | 236 |
| LSD | 51 | USS OAK HILL | CNSL | SPORT | 2021 | SRA3-2 | 2/1/2021 | 8/26/2022 | 572 |
| LHD | 1 | USS WASP | CNSL | SPORT | 2021 | DSRA3 | 2/8/2021 | 6/10/2022 | 488 |
| LPD | 21 | USS NEW YORK | CNSL | SPORT | 2021 | DSRA1 | 3/8/2021 | 8/5/2022 | 516 |
| DDG | 95 | USS JAMES E. WILLIAMS | CNSL | SPORT | 2021 | SRA2-2 | 3/15/2021 | 10/15/2021 | 215 |
| DDG | 55 | USS STOUT | CNSL | SPORT | 2021 | DSRA3 | 6/1/2021 | 7/1/2022 | 396 |
| LSD | 46 | USS TORTUGA | SEA 21 | SPORT | 2021 | REINT | 4/2/2021 | 7/4/2021 | 94 |
| CG | 58 | USS PHILIPPINE SEA | CNSL | SPORT | 2021 | SRA5-1 | 8/16/2021 | 4/15/2022 | 243 |
| DDG | 58 | USS LABOON | CNSL | SPORT | 2021 | SRA3-3 | 8/16/2021 | 5/6/2022 | 264 |
| DDG | 72 | USS MAHAN | CNSL | SPORT | 2021 | SRA3-2 | 9/20/2021 | 6/3/2022 | 257 |

**FY Total Man-Days Estimate** **1,724,187**

**FY22**

| Class | Hull | Ship Name | TYCOM | NSA | Fiscal Year | Assigned Avail Number | Start Date | End Date | Duration |
|---|---|---|---|---|---|---|---|---|---|
| CVN | 73 | USS GEORGE WASHINGTON | CNAL | SPORT | 2022 | CIA (R) | 4/23/2022 | 6/21/2022 | 60 |
| CVN | 75 | USS HARRY S. TRUMAN | CNAL | SPORT | 2022 | PIA3 | 7/21/2022 | 5/21/2023 | 305 |
| CG | 64 | USS GETTYSBURG | SEA 21 | SPORT | 2022 | REINT | 11/1/2021 | 2/27/2022 | 119 |
| DDG | 57 | USS MITSCHER | CNSL | SPORT | 2022 | DSRA3 | 11/8/2021 | 2/3/2023 | 453 |
| LSD | 50 | USS CARTER HALL | CNSL | SPORT | 2022 | SRA3-2 | 12/6/2021 | 12/9/2022 | 369 |
| LHD | 7 | USS IWO JIMA | CNSL | SPORT | 2022 | DPMA2 | 1/17/2022 | 6/16/2023 | 516 |
| CG | 68 | USS ANZIO | SEA 21 | SPORT | 2022 | MODPRD | 2/21/2022 | 2/16/2024 | 726 |
| LPD | 17 | USS SAN ANTONIO | CNSL | SPORT | 2022 | SRA2-1 | 2/28/2022 | 6/9/2023 | 467 |
| CG | 69 | USS VICKSBURG | SEA 21 | SPORT | 2022 | REINT | 4/1/2022 | 7/31/2022 | 122 |
| DDG | 67 | USS COLE | CNSL | SPORT | 2022 | SRA3-1 | 7/25/2022 | 7/7/2023 | 348 |
| DDG | 71 | USS ROSS | CNSL | SPORT | 2022 | EDSRA | 7/25/2022 | 12/22/2023 | 516 |
| DDG | 107 | USS GRAVELY | CNSL | SPORT | 2022 | SRA2-1 | 8/8/2022 | 1/20/2023 | 166 |
| DDG | 96 | USS BAINBRIDGE | CNSL | SPORT | 2022 | DSRA2 | 9/5/2022 | 3/31/2023 | 208 |
| LSD | 44 | USS GUNSTON HALL | CNSL | SPORT | 2022 | SRA4-1 | 9/26/2022 | 11/24/2023 | 425 |

**FY Total Man-Days Estimate** **1,574,996**

*"Intent of this information is to provide U.S. DoD industry contractors a general schedule for information and planning purposes for upcoming surface ship maintenance periods- It does not constitute any request for information or request for proposals or any commitment to contract for work in accordance with this plan. This information is to assist U.S. DoD industry contractors by providing a broad overview of frequently changing (driven by U.S. Navy operations) maintenance schedules and is not a guarantee of workload or exact ship schedules"*

*"Distribution Statement A: Approved for Public Release; Distribution is unlimited."*

# MARMC Private Sector
# Workload Forecast with MOD estimates (no AIT) FY23 - FY24
# Industry Forecast - as of 01 MAR 2021

CG / LSD Modernization  Coast Wide Bid (Duration > 10 Months)

**FY23**

| Class | Hull | Ship Name | TYCOM | NSA | Fiscal Year | Assigned Avail Number | Start Date | End Date | Duration |
|---|---|---|---|---|---|---|---|---|---|
| CVN | 77 | USS GEORGE H.W. BUSH | CNAL | SPORT | 2023 | PIA2 | 6/14/2023 | 12/15/2023 | 185 |
| LPD | 28 | USS FORT LAUDERDALE | CNAL | SPORT | 2023 | PSA | 11/1/2022 | 4/1/2023 | 152 |
| LHD | 3 | USS KEARSARGE | CNSL | SPORT | 2023 | DPMA3 | 12/5/2022 | 6/14/2024 | 558 |
| DDG | 78 | USS PORTER | CNSL | SPORT | 2023 | EDSRA | 1/16/2023 | 6/14/2024 | 516 |
| DDG | 66 | USS GONZALEZ | CNSL | SPORT | 2023 | SRA3-2 | 2/20/2023 | 10/6/2023 | 229 |
| LPD | 24 | USS ARLINGTON | CNSL | SPORT | 2023 | DSRA1 | 3/6/2023 | 9/13/2024 | 558 |
| CG | 55 | USS LEYTE GULF | CNSL | SPORT | 2023 | DSRA4 | 3/29/2023 | 4/2/2024 | 371 |
| DDG | 98 | USS FORREST SHERMAN | CNSL | SPORT | 2023 | SRA2-2 | 4/17/2023 | 10/6/2023 | 173 |
| DDG | 103 | USS TRUXTUN | CNSL | SPORT | 2023 | SRA2-2 | 5/8/2023 | 10/27/2023 | 173 |
| CG | 60 | USS NORMANDY | CNSL | SPORT | 2023 | DSRA4 | 7/2/2023 | 7/2/2024 | 367 |
| DDG | 94 | USS NITZE | CNSL | SPORT | 2023 | DMP | 7/17/2023 | 4/18/2025 | 642 |

**FY Total Man-Days Estimate** **1,656,216**

**FY24**

| Class | Hull | Ship Name | TYCOM | NSA | Fiscal Year | Assigned Avail Number | Start Date | End Date | Duration |
|---|---|---|---|---|---|---|---|---|---|
| CVN | 69 | USS DWIGHT D. EISENHOWER | CNAL | SPORT | 2024 | CIA | 2/12/2024 | 3/28/2024 | 46 |
| CVN | 69 | USS DWIGHT D. EISENHOWER | CNAL | SPORT | 2024 | DPIA3 | 5/8/2024 | 9/8/2025 | 489 |
| CVN | 78 | USS GERALD R. FORD | CNAL | SPORT | 2024 | CIA | 9/10/2024 | 10/24/2024 | 45 |
| DDG | 61 | USS RAMAGE | CNSL | SPORT | 2024 | DSRA3 | 11/13/2023 | 10/11/2024 | 334 |
| DDG | 95 | USS JAMES E. WILLIAMS | CNSL | SPORT | 2024 | DMP | 11/13/2023 | 8/15/2025 | 642 |
| LHD | 5 | USS BATAAN | CNSL | SPORT | 2024 | DPMA3 | 12/4/2023 | 4/25/2025 | 509 |
| LSD | 46 | USS TORTUGA | CNSL | SPORT | 2024 | SRA4-1 | 2/12/2024 | 1/17/2025 | 341 |
| CG | 68 | USS ANZIO | SEA 21 | SPORT | 2024 | REINT | 2/17/2024 | 6/16/2024 | 121 |
| DDG | 74 | USS MCFAUL | CNSL | SPORT | 2024 | SRA3-2 | 2/19/2024 | 9/13/2024 | 208 |
| CG | 64 | USS GETTYSBURG | CNSL | SPORT | 2024 | SRA4-1 | 3/18/2024 | 10/4/2024 | 201 |
| LPD | 19 | USS MESA VERDE | CNSL | SPORT | 2024 | SRA2-1 | 3/25/2024 | 3/28/2025 | 369 |
| DDG | 124 | USS HARVEY C. BARNUM JR | CNSL | SPORT | 2024 | PSA | 7/10/2024 | 10/27/2024 | 110 |
| LHA | 8 | USS BOUGAINVILLE | CNSL | SPORT | 2024 | PSA | 7/29/2024 | 5/30/2025 | 306 |
| LSD | 51 | USS OAK HILL | CNSL | SPORT | 2024 | DSRA3 | 8/12/2024 | 8/15/2025 | 369 |
| CG | 58 | USS PHILIPPINE SEA | CNSL | SPORT | 2024 | SRA5-2 | 8/16/2024 | 5/25/2025 | 283 |
| LPD | 29 | USS RICHARD M. MCCOOL JR | CNSL | SPORT | 2024 | PSA | 9/15/2024 | 1/1/2025 | 109 |

**FY Total Man-Days Estimate** **1,583,257**

*"Intent of this information is to provide U.S. DoD industry contractors a general schedule for information and planning purposes for upcoming surface ship maintenance periods- It does not constitute any request for information or request for proposals or any commitment to contract for work in accordance with this plan. This information is to assist U.S. DoD industry contractors by providing a broad overview of frequently changing (driven by U.S. Navy operations) maintenance schedules and is not a guarantee of workload or exact ship schedules"*

*"Distribution Statement A: Approved for Public Release; Distribution is unlimited."*

# SWRMC Private Sector

Workload Color Legend: CM | CG | CVN | DDG | DDG 1000 | FF | LCS | LHA | LHD | LPD | LSD | MCM | PSA

CG / LSD Modernization Program | CG / LSD Mod Program (CWB) | CWB Contract Strategy (Pattern in standard Class color) | Planned DECOM | Awarded Avail

----- Black Dash Line: SURGE Capacity ----- Green Dash Line: Port Estimated Capacity

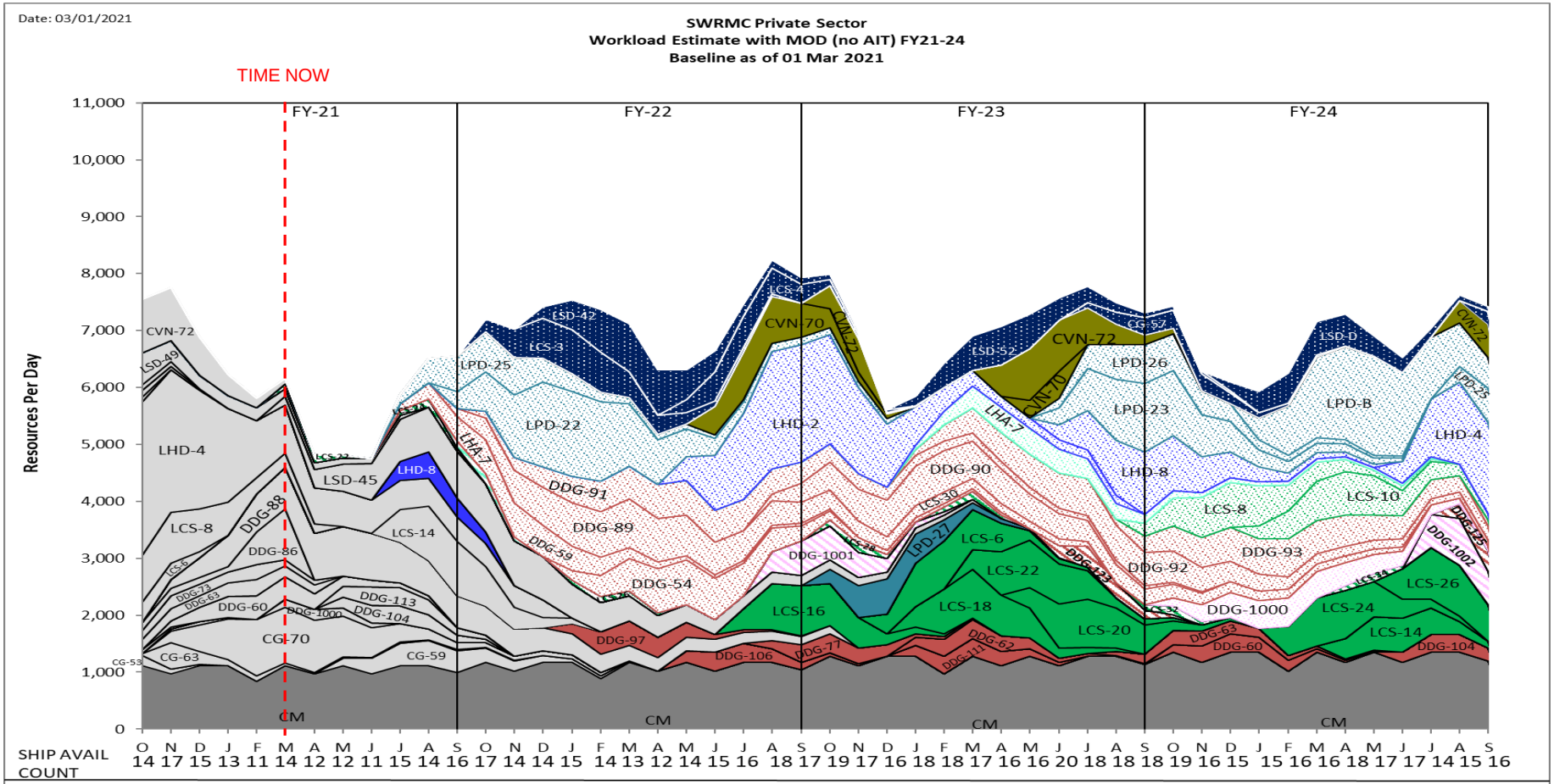


| | FY-21 | FY-22 | FY-23 | FY-24 |
|---|---|---|---|---|
| Total FY Man-Days | 1,534,683 | 1,811,326 | 1,754,383 | 1,719,693 |
| Average FY Man-Days | 6,114 | 7,216 | 7,018 | 6,851 |

*"Distribution Statement A: Approved for Public Release; Distribution is unlimited."*

# SWRMC Private Sector
# Workload Forecast with MOD estimates (no AIT) FY21 - FY22
# Industry Forecast - as of 01 MAR 2021

CG / LSD Modernization | Coast Wide Bid (Duration > 10 Months) | DDG 1000 Ship

**FY21**

| Class | Hull | Ship Name | TYCOM | NSA | Fiscal Year | Assigned Avail Number | Start Date | End Date | Duration |
|---|---|---|---|---|---|---|---|---|---|
| DDG | 88 | USS PREBLE | CNSP | SSD | 2021 | DMP | 11/2/2020 | 10/7/2022 | 705 |
| CG | 70 | USS LAKE ERIE | CNSP | SSD | 2021 | SRA3-1 | 11/16/2020 | 2/18/2022 | 460 |
| DDG | 1000 | USS ZUMWALT | CNSP | SSD | 2021 | PSA | 11/30/2020 | 1/22/2021 | 54 |
| DDG | 60 | USS PAUL HAMILTON | CNSP | SSD | 2021 | SRA3-1 | 11/30/2020 | 8/20/2021 | 264 |
| LCS | 22 | USS KANSAS CITY | CNSP | SSD | 2021 | PSA | 3/1/2021 | 5/31/2021 | 92 |
| LSD | 45 | USS COMSTOCK | CNSP | SSD | 2021 | DSRA3 | 3/1/2021 | 3/4/2023 | 734 |
| DDG | 1000 | USS ZUMWALT | CNSP | SSD | 2021 | PSA | 3/15/2021 | 6/18/2021 | 96 |
| DDG | 104 | USS STERETT | CNSP | SSD | 2021 | SRA2-1 | 5/3/2021 | 10/22/2021 | 173 |
| CG | 59 | USS PRINCETON | CNSP | SSD | 2021 | SRA4-2 | 5/10/2021 | 3/11/2022 | 306 |
| DDG | 113 | USS JOHN FINN | CNSP | SSD | 2021 | SRA1-1 | 5/17/2021 | 10/15/2021 | 152 |
| LCS | 24 | USS OAKLAND | CNSP | SSD | 2021 | PSA | 7/1/2021 | 9/30/2021 | 92 |
| LHD | 8 | USS MAKIN ISLAND | CNSP | SSD | 2021 | CMAV | 7/2/2021 | 10/9/2021 | 100 |
| LCS | 14 | USS MANCHESTER | CNSP | SSD | 2021 | DSRA1 | 7/12/2021 | 1/28/2022 | 201 |
| DDG | 59 | USS RUSSELL | CNSP | SSD | 2021 | SRA3-2 | 7/26/2021 | 10/17/2022 | 449 |
| LPD | 25 | USS SOMERSET | CNSP | SSD | 2021 | SRA1-2 | 7/26/2021 | 7/15/2022 | 355 |
| LHA | 7 | USS TRIPOLI | CNSP | SSD | 2021 | PSA | 9/1/2021 | 11/23/2021 | 84 |
| LPD | 22 | USS SAN DIEGO | CNSP | SSD | 2021 | DSRA1 | 9/13/2021 | 12/16/2022 | 460 |
| DDG | 89 | USS MUSTIN | CNSP | SSD | 2021 | DMP | 9/27/2021 | 7/11/2023 | 653 |

**FY Total Man-Days Estimate** **1,534,683**

**FY22**

| Class | Hull | Ship Name | TYCOM | NSA | Fiscal Year | Assigned Avail Number | Start Date | End Date | Duration |
|---|---|---|---|---|---|---|---|---|---|
| CVN | 70 | USS CARL VINSON | CNAP | SSD | 2022 | PIA3 | 6/8/2022 | 12/8/2022 | 184 |
| DDG | 91 | USS PINCKNEY | CNSP | SSD | 2022 | DMP | 10/4/2021 | 11/22/2023 | 780 |
| LCS | 3 | USS FORT WORTH | CNSP | SSD | 2022 | DSRA1 | 10/15/2021 | 8/29/2022 | 319 |
| LSD | 42 | USS GERMANTOWN | CNSP | SSD | 2022 | SRA4-1 | 12/6/2021 | 12/24/2022 | 384 |
| CG | 63 | USS COWPENS | SEA 21 | SSD | 2022 | REINT | 12/20/2021 | 4/18/2022 | 120 |
| LCS | 26 | USS MOBILE | CNSP | SSD | 2022 | PSA | 1/1/2022 | 4/30/2022 | 120 |
| DDG | 54 | USS CURTIS WILBUR | CNSP | SSD | 2022 | DSRA3 | 1/10/2022 | 4/8/2023 | 454 |
| DDG | 97 | USS HALSEY | CNSP | SSD | 2022 | SRA2-2 | 1/17/2022 | 9/16/2022 | 243 |
| DDG | 106 | USS STOCKDALE | CNSP | SSD | 2022 | SRA2-2 | 5/9/2022 | 11/4/2022 | 180 |
| LHD | 2 | USS ESSEX | CNSP | SSD | 2022 | DPMA3 | 5/9/2022 | 8/25/2023 | 474 |
| LCS | 4 | USS CORONADO | CNSP | SSD | 2022 | SRA1 | 5/12/2022 | 1/13/2023 | 247 |
| CG | 65 | USS CHOSIN | SEA 21 | SSD | 2022 | REINT | 6/20/2022 | 10/17/2022 | 120 |
| LCS | 16 | USS TULSA | CNSP | SSD | 2022 | DSRA1 | 7/6/2022 | 2/11/2023 | 221 |
| DDG | 1001 | USS MICHAEL MONSOOR | CNSP | SSD | 2022 | PSA | 8/1/2022 | 2/24/2023 | 208 |
| DDG | 90 | USS CHAFEE | CNSP | SSD | 2022 | DMP | 8/8/2022 | 6/6/2024 | 669 |
| DDG | 77 | USS O'KANE | CNSP | SSD | 2022 | SRA3-1 | 8/22/2022 | 3/28/2023 | 219 |

**FY Total Man-Days Estimate** **1,811,326**

*"Intent of this information is to provide U.S. DoD industry contractors a general schedule for information and planning purposes for upcoming surface ship maintenance periods- It does not constitute any request for information or request for proposals or any commitment to contract for work in accordance with this plan. This information is to assist U.S. DoD industry contractors by providing a broad overview of frequently changing (driven by U.S. Navy operations) maintenance schedules and is not a guarantee of workload or exact ship schedules"*



*"Distribution Statement A: Approved for Public Release; Distribution is unlimited."*

# SWRMC Private Sector
# Workload Forecast with MOD estimates (no AIT) FY23 - FY24
# Industry Forecast - as of 01 MAR 2021

CG / LSD Modernization | Coast Wide Bid (Duration > 10 Months) | DDG 1000 Ship

**FY23**

| Class | Hull | Ship Name | TYCOM | NSA | Fiscal Year | Assigned Avail Number | Start Date | End Date | Duration |
|---|---|---|---|---|---|---|---|---|---|
| CVN | 72 | USS ABRAHAM LINCOLN | CNAP | SSD | 2023 | CIA | 10/2/2022 | 11/18/2022 | 48 |
| CVN | 72 | USS ABRAHAM LINCOLN | CNAP | SSD | 2023 | PIA2 | 4/1/2023 | 10/1/2023 | 184 |
| CVN | 70 | USS CARL VINSON | CNAP | SSD | 2023 | CIA | 5/13/2023 | 6/26/2023 | 45 |
| LCS | 28 | USS SAVANNAH | CNSP | SSD | 2023 | PSA | 10/3/2022 | 12/31/2022 | 90 |
| LPD | 27 | USS PORTLAND | CNSP | SSD | 2023 | SRA1-1 | 10/10/2022 | 6/29/2023 | 263 |
| LCS | 6 | USS JACKSON | CNSP | SSD | 2023 | DSRA2 | 12/5/2022 | 7/3/2023 | 211 |
| DDG | 111 | USS SPRUANCE | CNSP | SSD | 2023 | SRA2-1 | 1/9/2023 | 6/1/2023 | 144 |
| CG | 71 | USS CAPE ST. GEORGE | SEA 21 | SSD | 2023 | REINT | 1/16/2023 | 5/15/2023 | 120 |
| DDG | 62 | USS FITZGERALD | CNSP | SSD | 2023 | SRA4-1 | 1/16/2023 | 9/20/2023 | 248 |
| DDG | 92 | USS MOMSEN | CNSP | SSD | 2023 | DMP | 1/23/2023 | 10/31/2024 | 648 |
| LSD | 52 | USS PEARL HARBOR | CNSP | SSD | 2023 | SRA3-2 | 1/23/2023 | 12/19/2023 | 331 |
| LCS | 18 | USS CHARLESTON | CNSP | SSD | 2023 | DSRA1 | 1/24/2023 | 8/10/2023 | 199 |
| LHA | 7 | USS TRIPOLI | CNSP | SSD | 2023 | PMA1-1 | 1/30/2023 | 7/12/2024 | 530 |
| LCS | 30 | USS CANBERRA | CNSP | SSD | 2023 | PSA | 2/1/2023 | 4/30/2023 | 89 |
| LCS | 22 | USS KANSAS CITY | CNSP | SSD | 2023 | DSRA1 | 3/21/2023 | 10/6/2023 | 200 |
| LCS | 20 | USS CINCINNATI | CNSP | SSD | 2023 | DSRA1 | 5/30/2023 | 12/15/2023 | 200 |
| LPD | 23 | USS ANCHORAGE | CNSP | SSD | 2023 | DSRA1 | 6/1/2023 | 6/9/2024 | 375 |
| DDG | 123 | USS LENAH H. SUTCLIFFE HIGBEE | CNSP | SSD | 2023 | PSA | 6/19/2023 | 10/6/2023 | 110 |
| LHD | 8 | USS MAKIN ISLAND | CNSP | SSD | 2023 | SRA2-2 | 6/26/2023 | 5/14/2024 | 324 |
| LPD | 26 | USS JOHN P. MURTHA | CNSP | SSD | 2023 | SRA1-2 | 6/26/2023 | 6/7/2024 | 348 |
| CG | 57 | USS LAKE CHAMPLAIN | CNSP | SSD | 2023 | SRA5-1 | 7/3/2023 | 4/27/2024 | 300 |
| DDG | 63 | USS STETHEM | CNSP | SSD | 2023 | SRA4-1 | 8/28/2023 | 5/10/2024 | 257 |
| DDG | 93 | USS CHUNG-HOON | CNSP | SSD | 2023 | DMP | 8/28/2023 | 6/5/2025 | 648 |
| LCS | 32 | USS SANTA BARBARA | CNAP | SSD | 2023 | PSA | 9/1/2023 | 11/30/2023 | 91 |
| LCS | 8 | USS MONTGOMERY | CNSP | SSD | 2023 | DSRA2 | 9/5/2023 | 7/3/2024 | 303 |

**FY Total Man-Days Estimate** **1,754,383**

**FY24**

| Class | Hull | Ship Name | TYCOM | NSA | Fiscal Year | Assigned Avail Number | Start Date | End Date | Duration |
|---|---|---|---|---|---|---|---|---|---|
| CVN | 72 | USS ABRAHAM LINCOLN | CNAP | SSD | 2024 | CIA | 8/12/2024 | 9/25/2024 | 45 |
| DDG | 60 | USS PAUL HAMILTON | CNSP | SSD | 2024 | SRA3-2 | 10/9/2023 | 5/24/2024 | 229 |
| DDG | 1000 | USS ZUMWALT | CNSP | SSD | 2024 | DSRA | 10/10/2023 | 3/10/2025 | 518 |
| LSD | D | LSD-D | CNSP | SSD | 2024 | SRA4-1 | 12/4/2023 | 12/2/2024 | 365 |
| LPD | B | LPD-B | CNSP | SSD | 2024 | DSRA2 | 1/22/2024 | 2/1/2025 | 377 |
| LCS | 10 | USS GABRIELLE GIFFORDS | CNSP | SSD | 2024 | DSRA2 | 1/29/2024 | 11/26/2024 | 303 |
| LCS | 24 | USS OAKLAND | CNSP | SSD | 2024 | DSRA1 | 2/14/2024 | 8/31/2024 | 200 |
| LCS | 34 | USS AUGUSTA | CNAP | SSD | 2024 | PSA | 4/1/2024 | 6/30/2024 | 91 |
| LCS | 14 | USS MANCHESTER | CNSP | SSD | 2024 | SRA | 4/15/2024 | 9/11/2024 | 150 |
| LCS | 26 | USS MOBILE | CNSP | SSD | 2024 | DSRA1 | 6/3/2024 | 12/19/2024 | 200 |
| DDG | 104 | USS STERETT | CNSL | SSD | 2024 | SRA2-2 | 6/24/2024 | 12/23/2024 | 183 |
| LHD | 4 | USS BOXER | CNSP | SSD | 2024 | SRA4-1 | 6/24/2024 | 5/18/2025 | 329 |
| DDG | 1002 | USS LYNDON B. JOHNSON | CNSP | SSD | 2024 | PSA | 7/1/2024 | 10/25/2024 | 117 |
| DDG | 125 | USS JACK H. LUCAS | CNSP | SSD | 2024 | PSA | 8/1/2024 | 11/30/2024 | 122 |
| LPD | 25 | USS SOMERSET | CNSP | SSD | 2024 | DSRA1 | 8/8/2024 | 12/14/2025 | 494 |
| CG | 59 | USS PRINCETON | CNSP | SSD | 2024 | DSRA4 | 9/2/2024 | 6/28/2025 | 300 |
| DDG | 97 | USS HALSEY | CNSP | SSD | 2024 | DMP | 9/23/2024 | 7/2/2026 | 648 |

**FY Total Man-Days Estimate** **1,719,693**

*"Intent of this information is to provide U.S. DoD industry contractors a general schedule for information and planning purposes for upcoming surface ship maintenance periods- It does not constitute any request for information or request for proposals or any commitment to contract for work in accordance with this plan. This information is to assist U.S. DoD industry contractors by providing a broad overview of frequently changing (driven by U.S. Navy operations) maintenance schedules and is not a guarantee of workload or exact ship schedules"*



*"Distribution Statement A: Approved for Public Release; Distribution is unlimited."*

# SERMC Private Sector

Workload Color Legend: CM | CG | DDG | FF | LCS | LHD | LPD | LSD | PC | SCMAV | Planned DECOM
CG / LSD Modernization Program | CG / LSD Mod Program (CWB) | CWB Contract Strategy (Pattern in standard Class color) | PSA | Awarded Avail
----- Black Dash Line: SURGE Capacity ------ Green Dash Line: Port Estimated Capacity

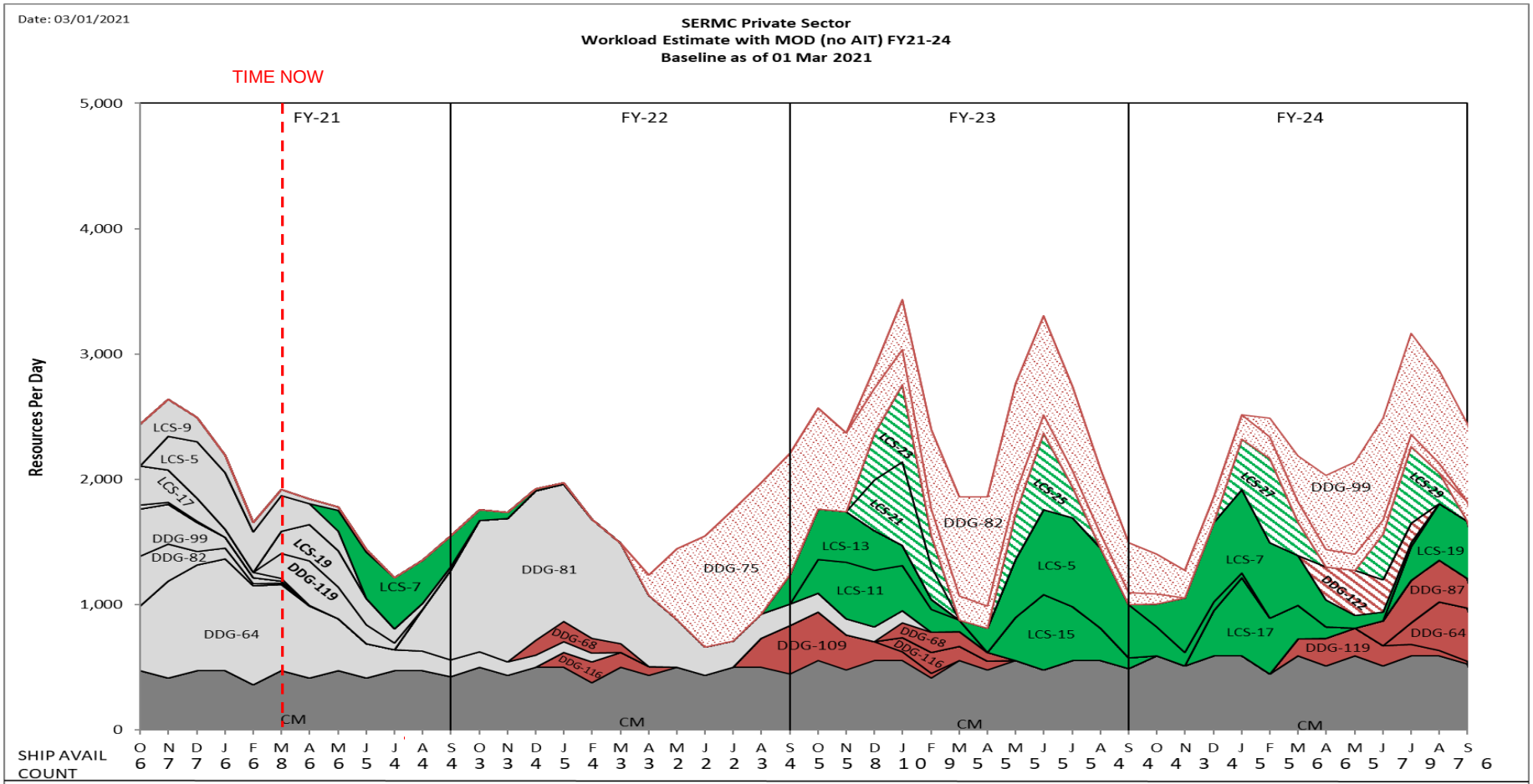


| | FY-21 | FY-22 | FY-23 | FY-24 |
|---|---|---|---|---|
| Total FY Man-Days | 467,258 | 433,789 | 615,985 | 564,073 |
| Average FY Man-Days | 1,862 | 1,728 | 2,464 | 2,247 |

*"Distribution Statement A: Approved for Public Release; Distribution is unlimited."*

# SERMC Private Sector
# Workload Forecast with MOD estimates (no AIT) FY21 - FY24
# Industry Forecast - as of 01 MAR 2021

CG / LSD Modernization  Coast Wide Bid (Duration > 10 Months)

**FY21**

| Class | Hull | Ship Name | TYCOM | NSA | Fiscal Year | Assigned Avail Number | Start Date | End Date | Duration |
|---|---|---|---|---|---|---|---|---|---|
| LCS | 5 | USS MILWAUKEE | CNSL | SJACK | 2021 | SRA1 | 11/30/2020 | 5/14/2021 | 166 |
| LCS | 19 | USS ST. LOUIS | CNSL | SJACK | 2021 | PSA | 3/1/2021 | 9/30/2021 | 214 |
| DDG | 119 | USS DELBERT D. BLACK | CNSL | SJACK | 2021 | PSA | 3/29/2021 | 7/19/2021 | 113 |
| LCS | 7 | USS DETROIT | CNSL | SJACK | 2021 | EM | 5/17/2021 | 1/21/2022 | 250 |
| DDG | 81 | USS WINSTON S. CHURCHILL | CNSL | SJACK | 2021 | DMP | 8/9/2021 | 1/13/2023 | 523 |

**FY Total Man-Days Estimate** 467,258

**FY22**

| Class | Hull | Ship Name | TYCOM | NSA | Fiscal Year | Assigned Avail Number | Start Date | End Date | Duration |
|---|---|---|---|---|---|---|---|---|---|
| DDG | 68 | USS THE SULLIVANS | CNSL | SJACK | 2022 | ISRA | 12/17/2021 | 3/27/2022 | 101 |
| DDG | 116 | USS THOMAS HUDNER | CNSL | SJACK | 2022 | ISRA | 1/3/2022 | 4/12/2022 | 100 |
| DDG | 75 | USS DONALD COOK | CNSL | SJACK | 2022 | EDSRA | 4/18/2022 | 10/13/2023 | 544 |
| DDG | 109 | USS JASON DUNHAM | CNSL | SJACK | 2022 | SRA2-1 | 8/29/2022 | 2/10/2023 | 166 |
| LCS | 13 | USS WICHITA | CNSL | SJACK | 2022 | SRA1 | 9/26/2022 | 2/3/2023 | 131 |

**FY Total Man-Days Estimate** 433,789

**FY23**

| Class | Hull | Ship Name | TYCOM | NSA | Fiscal Year | Assigned Avail Number | Start Date | End Date | Duration |
|---|---|---|---|---|---|---|---|---|---|
| LCS | 11 | USS SIOUX CITY | CNSL | SJACK | 2023 | SRA1 | 10/24/2022 | 3/17/2023 | 145 |
| LCS | 21 | USS MINNEAPOLIS ST. PAUL | CNSL | SJACK | 2023 | PSA | 12/1/2022 | 2/28/2023 | 90 |
| LCS | 23 | USS COOPERSTOWN | CNSL | SJACK | 2023 | PSA | 12/1/2022 | 2/28/2023 | 90 |
| DDG | 82 | USS LASSEN | CNSL | SJACK | 2023 | DMP | 12/5/2022 | 8/16/2024 | 621 |
| DDG | 116 | USS THOMAS HUDNER | CNSL | SJACK | 2023 | ISRA | 1/2/2023 | 4/11/2023 | 100 |
| DDG | 68 | USS THE SULLIVANS | CNSL | SJACK | 2023 | ISRA | 1/2/2023 | 4/11/2023 | 100 |
| LCS | 5 | USS MILWAUKEE | CNSL | SJACK | 2023 | DSRA1 | 4/24/2023 | 1/26/2024 | 278 |
| LCS | 15 | USS BILLINGS | CNSL | SJACK | 2023 | SRA1 | 5/1/2023 | 9/15/2023 | 138 |
| LCS | 25 | USS MARINETTE | CNSL | SJACK | 2023 | PSA | 5/1/2023 | 7/31/2023 | 92 |

**FY Total Man-Days Estimate** 615,985

**FY24**

| Class | Hull | Ship Name | TYCOM | NSA | Fiscal Year | Assigned Avail Number | Start Date | End Date | Duration |
|---|---|---|---|---|---|---|---|---|---|
| LCS | 7 | USS DETROIT | CNSL | SJACK | 2024 | DSRA1 | 10/23/2023 | 7/26/2024 | 278 |
| LCS | 17 | USS INDIANAPOLIS | CNSL | SJACK | 2024 | SRA1 | 12/11/2023 | 4/26/2024 | 138 |
| LCS | 27 | USS NANTUCKET | CNSL | SJACK | 2024 | PSA | 1/1/2024 | 3/31/2024 | 91 |
| DDG | 99 | USS FARRAGUT | CNSL | SJACK | 2024 | DMP | 2/5/2024 | 10/17/2025 | 621 |
| DDG | 119 | USS DELBERT D. BLACK | CNSL | SJACK | 2024 | SRA1-1 | 3/18/2024 | 9/13/2024 | 180 |
| DDG | 122 | USS JOHN BASILONE | CNSL | SJACK | 2024 | PSA | 4/8/2024 | 7/26/2024 | 110 |
| LCS | 29 | USS BELOIT | CNAL | SJACK | 2024 | PSA | 6/1/2024 | 8/31/2024 | 92 |
| DDG | 87 | USS MASON | CNSL | SJACK | 2024 | SRA3-1 | 6/10/2024 | 12/6/2024 | 180 |
| DDG | 64 | USS CARNEY | CNSL | SJACK | 2024 | SRA3-1 | 7/22/2024 | 2/28/2025 | 222 |
| LCS | 19 | USS ST. LOUIS | CNSL | SJACK | 2024 | SRA1 | 7/29/2024 | 12/6/2024 | 131 |
| DDG | 68 | USS THE SULLIVANS | CNSL | SJACK | 2024 | DSRA3 | 9/9/2024 | 12/5/2025 | 453 |

**FY Total Man-Days Estimate** 564,073

*"Intent of this information is to provide U.S. DoD industry contractors a general schedule for information and planning purposes for upcoming surface ship maintenance periods- It does not constitute any request for information or request for proposals or any commitment to contract for work in accordance with this plan. This information is to assist U.S. DoD industry contractors by providing a broad overview of frequently changing (driven by U.S. Navy operations) maintenance schedules and is not a guarantee of workload or exact ship schedules"*



*"Distribution Statement A: Approved for Public Release; Distribution is unlimited."*

# NWRMC Private Sector
# Workload Forecast with MOD estimates (no AIT) FY21 - FY24
# Government Only Forecast - as of 01 MAR 2021

Workload Color Legend: CM | Small Craft | S/Y Contracting | CVN | DDG | LCS | PSA | Awarded Avail

CG / LSD Modernization Program | CWB Contract Strategy (Pattern in standard Class color)

Black Dash Line: SURGE Capacity | Green Dash Line: Port Estimated Capacity

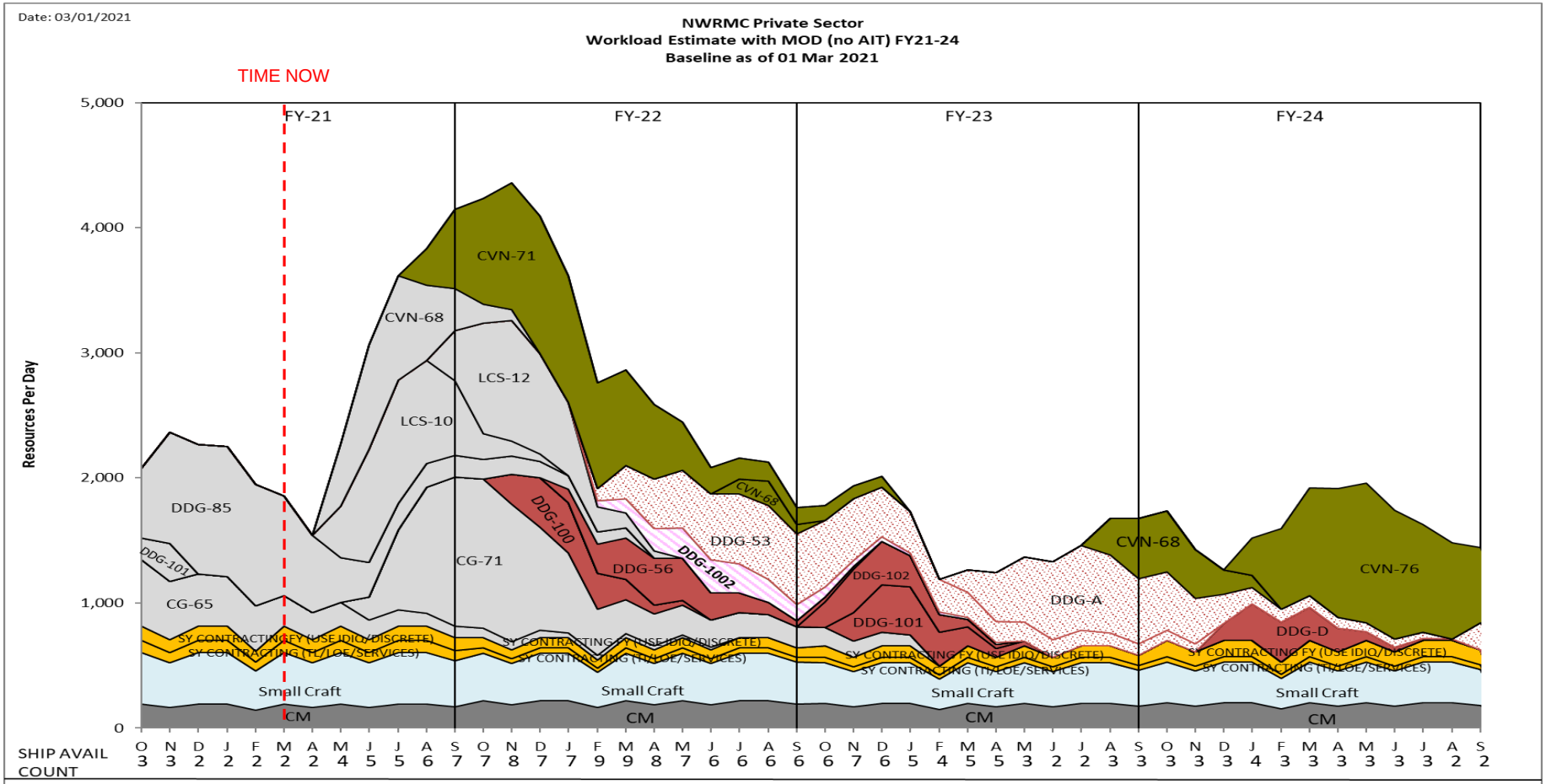


| | FY-21 | FY-22 | FY-23 | FY-24 |
|---|---|---|---|---|
| Total FY Man-Days | 656,172 | 725,353 | 387,877 | 411,504 |
| Average FY Man-Days | 2,614 | 2,890 | 1,552 | 1,639 |

# NWRMC Private Sector
# Workload Forecast with MOD estimates (no AIT) FY21 - FY24
# Industry Forecast - as of 01 MAR 2021

CG / LSD Modernization  Coast Wide Bid (Duration > 10 Months)

**FY21**

| Class | Hull | Ship Name | TYCOM | NSA | Fiscal Year | Assigned Avail Number | Start Date | End Date | Duration |
|---|---|---|---|---|---|---|---|---|---|
| CVN | 68 | USS NIMITZ | CNAP | SPUGT | 2021 | PIA3 | 5/1/2021 | 11/1/2021 | 185 |
| CVN | 71 | USS THEODORE ROOSEVELT | CNAP | SPUGT | 2021 | DPIA3 | 8/20/2021 | 12/21/2022 | 489 |
| LCS | 10 | USS GABRIELLE GIFFORDS | CNSP | SPUGT | 2021 | DSRA1 | 5/18/2021 | 12/4/2021 | 201 |
| CG | 71 | USS CAPE ST. GEORGE | SEA 21 | SPUGT | 2021 | MODPRD | 6/21/2021 | 1/13/2023 | 572 |
| LCS | 12 | USS OMAHA | CNSP | SPUGT | 2021 | DSRA1 | 9/13/2021 | 4/1/2022 | 201 |

**FY Total Man-Days Estimate** **656,172**

**FY22**

| Class | Hull | Ship Name | TYCOM | NSA | Fiscal Year | Assigned Avail Number | Start Date | End Date | Duration |
|---|---|---|---|---|---|---|---|---|---|
| CVN | 68 | USS NIMITZ | CNAP | SPUGT | 2022 | CIA3 | 7/25/2022 | 9/8/2022 | 46 |
| DDG | 100 | USS KIDD | CNSP | SPUGT | 2022 | SRA2-2 | 11/19/2021 | 5/16/2022 | 179 |
| DDG | 56 | USS JOHN S. MCCAIN | CNSP | SPUGT | 2022 | SRA4-1 | 1/10/2022 | 11/1/2022 | 296 |
| DDG | 1002 | USS LYNDON B. JOHNSON | CNSP | SPUGT | 2022 | PDA | 2/7/2022 | 4/28/2023 | 446 |
| DDG | 53 | USS JOHN PAUL JONES | CNSP | SPUGT | 2022 | DSRA3 | 2/14/2022 | 11/3/2023 | 628 |

**FY Total Man-Days Estimate** **725,353**

**FY23**

| Class | Hull | Ship Name | TYCOM | NSA | Fiscal Year | Assigned Avail Number | Start Date | End Date | Duration |
|---|---|---|---|---|---|---|---|---|---|
| CVN | 68 | USS NIMITZ | CNAP | SPUGT | 2023 | PIA | 8/28/2023 | 1/26/2024 | 152 |
| DDG | 102 | USS SAMPSON | CNSP | SPUGT | 2023 | SRA2-1 | 10/17/2022 | 4/4/2023 | 170 |
| DDG | 101 | USS GRIDLEY | CNSP | SPUGT | 2023 | SRA2-2 | 11/14/2022 | 5/4/2023 | 172 |
| DDG | A | DDG-A | CNSP | SPUGT | 2023 | DSRA4 | 3/27/2023 | 7/14/2024 | 476 |

**FY Total Man-Days Estimate** **387,877**

**FY24**

| Class | Hull | Ship Name | TYCOM | NSA | Fiscal Year | Assigned Avail Number | Start Date | End Date | Duration |
|---|---|---|---|---|---|---|---|---|---|
| CVN | 76 | USS RONALD REAGAN | CNAP | SPUGT | 2024 | DPIA | 1/16/2024 | 5/16/2025 | 487 |
| DDG | D | DDG-D | CNSP | SPUGT | 2024 | SRA5-1 | 12/5/2023 | 8/1/2024 | 241 |
| DDG | 56 | USS JOHN S. MCCAIN | CNSP | SPUGT | 2024 | DSRA4 | 9/30/2024 | 8/31/2025 | 336 |

**FY Total Man-Days Estimate** **411,504**

*"Intent of this information is to provide U.S. DoD industry contractors a general schedule for information and planning purposes for upcoming surface ship maintenance periods- It does not constitute any request for information or request for proposals or any commitment to contract for work in accordance with this plan. This information is to assist U.S. DoD industry contractors by providing a broad overview of frequently changing (driven by U.S. Navy operations) maintenance schedules and is not a guarantee of workload or exact ship schedules"*



*"Distribution Statement A: Approved for Public Release; Distribution is unlimited."*

# HRMC Private Sector

Workload Color Legend: CM CG DDG PSA Awarded Avail

Black Dash Line: SURGE Capacity Green Dash Line: Port Estimated Capacity

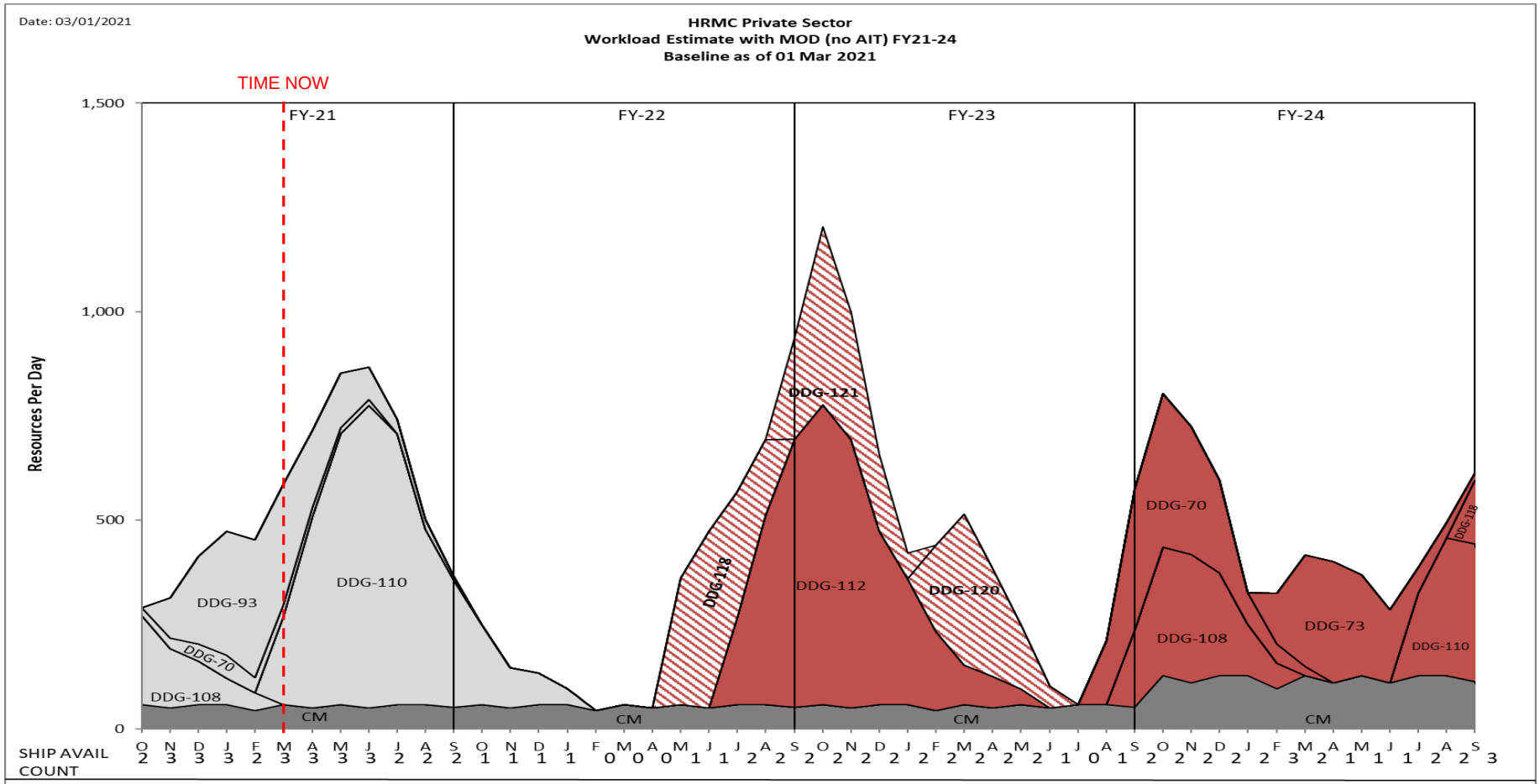


| | | | | |
|---|---|---|---|---|
| Total FY Man-Days | 138,477 | 81,996 | 119,678 | 119,583 |
| Average FY Man-Days | 552 | 327 | 479 | 476 |



*"Distribution Statement A: Approved for Public Release; Distribution is unlimited."*

# HRMC Private Sector
# Workload Forecast with MOD estimates (no AIT) FY21 - FY24
# Industry Forecast - as of 01 MAR 2021

CG / LSD Modernization  Coast Wide Bid (Duration > 10 Months)

**FY21**

| Class | Hull | Ship Name | TYCOM | NSA | Fiscal Year | Assigned Avail Number | Start Date | End Date | Duration |
|---|---|---|---|---|---|---|---|---|---|
| DDG | 93 | USS CHUNG-HOON | CNSP | SSDPH | 2021 | SRA2-2 | 11/30/2020 | 9/24/2021 | 299 |
| DDG | 110 | USS WILLIAM P. LAWRENCE | CNSP | SSDPH | 2021 | DSRA1 | 3/1/2021 | 1/21/2022 | 327 |

**FY Total Man-Days Estimate** **138,477**

**FY22**

| Class | Hull | Ship Name | TYCOM | NSA | Fiscal Year | Assigned Avail Number | Start Date | End Date | Duration |
|---|---|---|---|---|---|---|---|---|---|
| DDG | 118 | USS DANIEL INOUYE | CNSP | SSDPH | 2022 | PSA | 5/2/2022 | 8/19/2022 | 110 |
| DDG | 112 | USS MICHAEL MURPHY | CNSP | SSDPH | 2022 | DSRA1 | 7/18/2022 | 5/22/2023 | 309 |
| DDG | 121 | USS FRANK E. PETERSEN JR | CNSP | SSDPH | 2022 | PSA | 9/26/2022 | 1/13/2023 | 110 |

**FY Total Man-Days Estimate** **81,996**

**FY23**

| Class | Hull | Ship Name | TYCOM | NSA | Fiscal Year | Assigned Avail Number | Start Date | End Date | Duration |
|---|---|---|---|---|---|---|---|---|---|
| DDG | 120 | USS CARL M. LEVIN | CNSP | SSDPH | 2023 | PSA | 2/27/2023 | 6/14/2023 | 108 |
| DDG | 70 | USS HOPPER | CNSP | SSDPH | 2023 | SRA3-1 | 8/21/2023 | 3/6/2024 | 199 |
| DDG | 108 | USS WAYNE E. MEYER | CNSP | SSDPH | 2023 | SRA2-1 | 9/25/2023 | 2/11/2024 | 140 |

**FY Total Man-Days Estimate** **119,678**

**FY24**

| Class | Hull | Ship Name | TYCOM | NSA | Fiscal Year | Assigned Avail Number | Start Date | End Date | Duration |
|---|---|---|---|---|---|---|---|---|---|
| DDG | 73 | USS DECATUR | CNSP | SSDPH | 2024 | SRA3-1 | 2/26/2024 | 9/7/2024 | 195 |
| DDG | 110 | USS WILLIAM P. LAWRENCE | CNSP | SSDPH | 2024 | SRA2-1 | 7/1/2024 | 12/2/2024 | 155 |
| DDG | 118 | USS DANIEL INOUYE | CNSP | SSDPH | 2024 | SRA1-1 | 9/18/2024 | 2/21/2025 | 157 |

**FY Total Man-Days Estimate** **119,583**

*"Intent of this information is to provide U.S. DoD industry contractors a general schedule for information and planning purposes for upcoming surface ship maintenance periods- It does not constitute any request for information or request for proposals or any commitment to contract for work in accordance with this plan. This information is to assist U.S. DoD industry contractors by providing a broad overview of frequently changing (driven by U.S. Navy operations) maintenance schedules and is not a guarantee of workload or exact ship schedules"*



*"Distribution Statement A: Approved for Public Release; Distribution is unlimited."*