MARMC / SWRMC / SERMC / NWRMC / HRMC / FDRMC/ Total Private Sector Workload Estimate including MOD estimates (no AIT) FY19 - FY26 as of 01 DEC 2018

Industry Version FY 19 Q1 M3

"Intent of this information is to provide U.S. DoD industry contractors a general schedule for information and planning purposes for upcoming surface ship maintenance periods- It does not constitute any request for information or request for proposals or any commitment to contract for work in accordance with this plan. This information is to assist U.S. DoD industry contractors by providing a broad overview of frequently changing (driven by U.S. Navy operations) maintenance schedules and is not a guarantee of workload or exact ship schedules"

"Distribution Statement A: Approved for Public Release; Distribution is unlimited."

MARMC Private Sector
Workload Forecast with MOD estimates (no AIT) FY19 - FY22
Industry Forecast - as of 01 DEC 2018

Workload Color Legend: CM, Small Craft, NECC, S/Y Contracting, AFDL, CG, CVN, DDG, LHD, LPD, LSD, PC, CG / LSD Modernization Program, Coast-Wide Contracting Strategy (CWB), CG / LSD Mod Program (CWB)

Green Dash Line 3-Year Historical Workload Average = 5,522 RPD — Black Dash Line: 135% of 3 Year-Historical Workload Average = 7,454 RPD — 01NOV2018 WORKLOAD

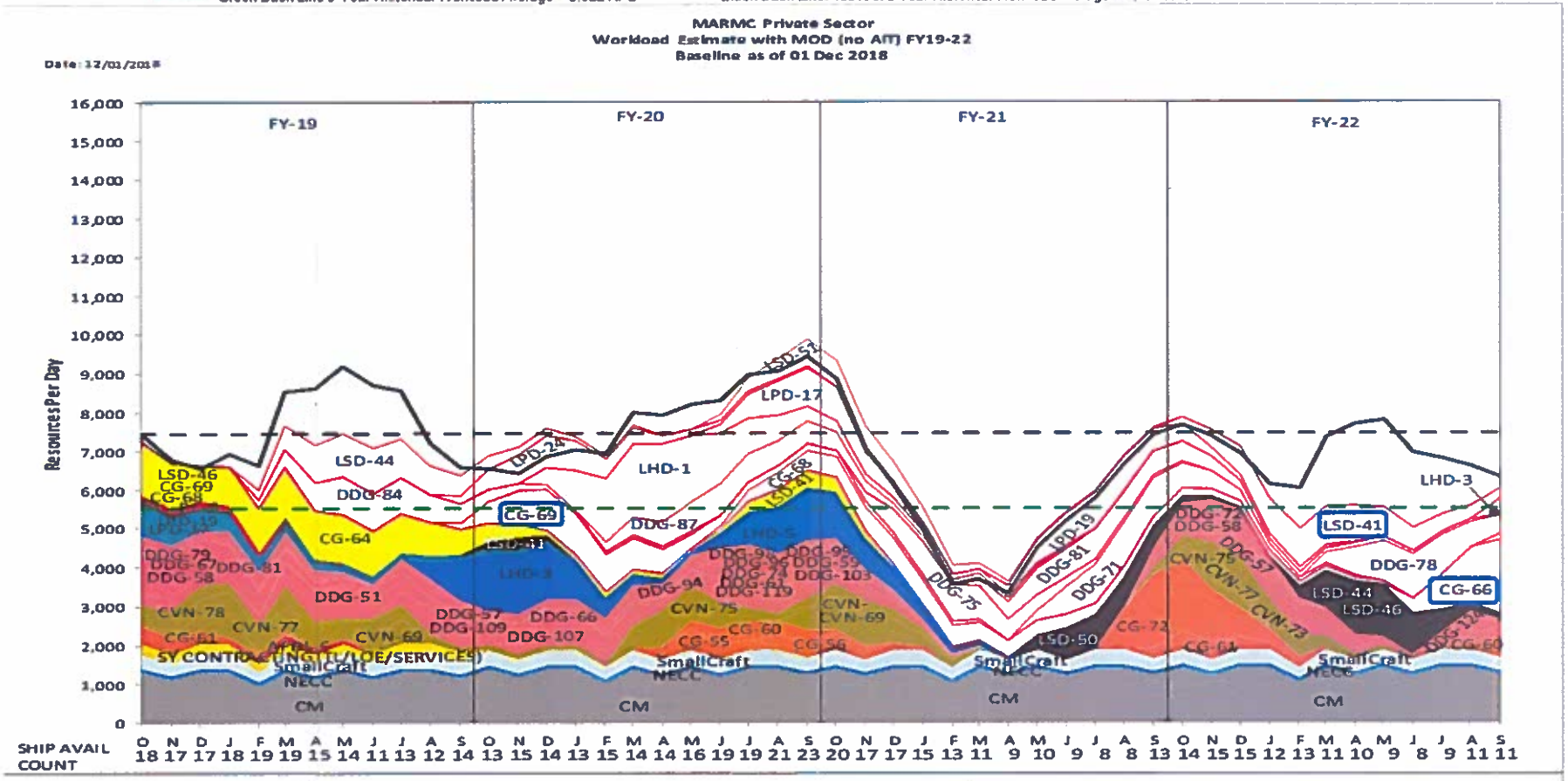

	FY19	FY20	FY21	FY22
Total FY Man-Days	1,737,930	1,990,810	1,492,849	1,502,970
Average FY Man-Days	6,904	7,876	5,973	5,996

"Intent of this information is to provide U.S. DoD industry contractors a general schedule for information and planning purposes for upcoming surface ship maintenance periods- it does not constitute any request for information or request for proposals or any commitment to contract for work in accordance with this plan. This information is to assist U.S. DoD industry contractors by providing a broad overview of frequently changing (driven by U.S. Navy operations) maintenance schedules and is not a guarantee of workload or exact ship schedules"

"Distribution Statement A: Approved for Public Release; Distribution is unlimited."

MARMC Private Sector
Workload Forecast with MOD estimates (no AIT) FY19 – FY20
Industry Forecast - as of 01 DEC 2018

NAVSEA
NAVAL SEA SYSTEMS COMMAND

CG / LSD Modernization Coast Wide Bid (Duration > 10 Months)

FY19

Class	Hull	Ship Name	TYCOM	NSA	Fiscal Year	Assigned Avail Number	Start Date	End Date	Duration
CVN	77	USS GEORGE H.W. BUSH	CNAL	SPORT	2019	DPIA	11/6/2018	3/7/2020	488
CVN	75	USS HARRY S. TRUMAN	CNAL	SPORT	2019	CIA	12/5/2018	1/18/2019	45
CVN	78	USS GERALD R. FORD	CNAL	SPORT	2019	CIA 1	3/1/2019	3/30/2019	30
CVN	69	USS DWIGHT D. EISENHOWER	CNAL	SPORT	2019	CIA	6/15/2019	7/29/2019	45
DDG	81	USS WINSTON S. CHURCHILL	CNSL	SPORT	2019	SRA2-2	1/14/2019	5/24/2019	131
CG	64	USS GETTYSBURG	SEA 21	SPORT	2019	MODPRD	1/30/2019	6/19/2020	507
DDG	84	USS BULKELEY	CNSL	SPORT	2019	DMP	2/11/2019	5/8/2020	453
DDG	51	USS ARLEIGH BURKE	CNSL	SPORT	2019	DSRA3	2/11/2019	11/8/2019	271
LSD	44	USS GUNSTON HALL	CNSL	SPORT	2019	DSRA3	2/11/2019	3/13/2020	397
AFDL	6	USS DYNAMIC	CNSL	SPORT	2019	SCO	2/13/2019	5/15/2019	92
DDG	109	USS JASON DUNHAM	CNSL	SPORT	2019	DSRA1	7/8/2019	2/7/2020	215
DDG	57	USS MITSCHER	CNSL	SPORT	2019	SRA3-1	7/15/2019	11/29/2019	138
LHD	3	USS KEARSARGE	CNSL	SPORT	2019	DPMA3	8/19/2019	5/1/2020	257
CG	69	USS VICKSBURG	SEA 21	SPORT	2019	MODPRD	9/9/2019	3/12/2021	551
LPD	24	USS ARLINGTON	CNSL	SPORT	2019	SRA1-2	9/23/2019	9/25/2020	369

FY Total Man-Days Estimate **1,737,930**

FY20

Class	Hull	Ship Name	TYCOM	NSA	Fiscal Year	Assigned Avail Number	Start Date	End Date	Duration
CVN	75	USS HARRY S. TRUMAN	CNAL	SPORT	2020	PIA 3	3/18/2020	9/21/2020	188
CVN	78	USS GERALD R. FORD	CNAL	SPORT	2020	PIA1	9/1/2020	3/1/2021	182
CVN	69	USS DWIGHT D. EISENHOWER	CNAL	SPORT	2020	PIA 3	9/17/2020	3/18/2021	183
LSD	41	USS WHIDBEY ISLAND	CNAL	SPORT	2020	ICMAV	10/1/2019	12/30/2019	91
DDG	107	USS GRAVELY	CNSL	SPORT	2020	DSRA1	11/11/2019	7/31/2020	264
DDG	66	USS GONZALEZ	CNSL	SPORT	2020	SRA3-1	11/18/2019	5/1/2020	166
LSD	46	USS TORTUGA	SEA 21	SPORT	2020	REINT	11/18/2019	2/14/2020	89
LHD	1	USS WASP	CNSL	SPORT	2020	PMA	12/2/2019	1/8/2021	404
DDG	87	USS MASON	CNSL	SPORT	2020	DMP	2/3/2020	6/25/2021	509
DDG	94	USS NITZE	CNSL	SPORT	2020	SRA2-2	2/17/2020	6/26/2020	131
CG	55	USS LEYTE GULF	CNSL	SPORT	2020	SRA4-2	4/6/2020	8/28/2020	145
DDG	61	USS RAMAGE	CNSL	SPORT	2020	SRA3-2	4/27/2020	10/9/2020	166
DDG	74	USS MCFAUL	CNSL	SPORT	2020	SRA3-1	5/11/2020	10/23/2020	166
CG	60	USS NORMANDY	CNSL	SPORT	2020	SRA4-2	5/18/2020	1/8/2021	236
DDG	96	USS BAINBRIDGE	CNSL	SPORT	2020	SRA2-2	6/1/2020	10/9/2020	131
CG	68	USS ANZIO	SEA 21	SPORT	2020	MODPRD	6/8/2020	5/20/2022	712
DDG	119	USS DELBERT D. BLACK	CNSL	SPORT	2020	PSA	6/8/2020	9/25/2020	110
LHD	5	USS BATAAN	CNSL	SPORT	2020	PMA3-2	6/8/2020	4/2/2021	299
DDG	98	USS FORREST SHERMAN	CNSL	SPORT	2020	SRA2-1	6/15/2020	12/11/2020	180
LPD	17	USS SAN ANTONIO	CNSL	SPORT	2020	SRA2-1	6/15/2020	5/7/2021	327
LSD	51	USS OAK HILL	CNSL	SPORT	2020	SRA3-2	6/15/2020	9/3/2021	446
CG	64	USS GETTYSBURG	SEA 21	SPORT	2020	REINT	6/22/2020	10/23/2020	124
LSD	41	USS WHIDBEY ISLAND	SEA 21	SPORT	2020	SSRA	7/1/2020	12/30/2020	183
DDG	55	USS STOUT	CNSL	SPORT	2020	SRA3-2	8/3/2020	2/19/2021	201
CG	56	USS SAN JACINTO	CNSL	SPORT	2020	SRA4-2	8/17/2020	2/12/2021	180
DDG	95	USS JAMES E. WILLIAMS	CNSL	SPORT	2020	SRA2-2	8/31/2020	2/12/2021	166
DDG	103	USS TRUXTUN	CNSL	SPORT	2020	SRA2-1	9/14/2020	2/19/2021	159

FY Total Man-Days Estimate **1,990,810**

"Intent of this information is to provide U.S. DoD industry contractors a general schedule for information and planning purposes for upcoming surface ship maintenance periods- it does not constitute any request for information or request for proposals or any commitment to contract for work in accordance with this plan. This information is to assist U.S. DoD industry contractors by providing a broad overview of frequently changing (driven by U.S. Navy operations) maintenance schedules and is not a guarantee of workload or exact ship schedules"

"Distribution Statement A: Approved for Public Release; Distribution is unlimited."

MARMC Private Sector
Workload Forecast with MOD estimates (no AIT) FY21 - FY22
Industry Forecast - as of 01 DEC 2018

CG / LSD Modernization Coast Wide Bid (Duration > 10 Months)

FY21

Class	Hull	Ship Name	TYCOM	NSA	Fiscal Year	Assigned Avail Number	Start Date	End Date	Duration
CVN	78	USS GERALD R. FORD	CNAL	SPORT	2021	CIA	9/7/2021	10/22/2021	46
DDG	75	USS DONALD COOK	CNSL	SPORT	2021	EDSRA	11/2/2020	10/8/2021	341
CG	69	USS VICKSBURG	SEA 21	SPORT	2021	REINT	3/13/2021	7/9/2021	119
DDG	81	USS WINSTON S. CHURCHILL	CNSL	SPORT	2021	DMP	3/29/2021	8/12/2022	502
LPD	19	USS MESA VERDE	CNSL	SPORT	2021	DSRA1	4/5/2021	4/8/2022	369
DDG	71	USS ROSS	CNSL	SPORT	2021	EDSRA	5/3/2021	4/15/2022	348
LSD	50	USS CARTER HALL	CNSL	SPORT	2021	SRA3-2	5/3/2021	12/3/2021	215
CG	72	USS VELLA GULF	CNSL	SPORT	2021	DSRA2	8/23/2021	2/18/2022	180
DDG	72	USS MAHAN	CNSL	SPORT	2021	SRA3-2	9/13/2021	2/25/2022	166
DDG	58	USS LABOON	CNSL	SPORT	2021	SRA3-2	9/20/2021	2/4/2022	138
CG	61	USS MONTEREY	CNSL	SPORT	2021	SRA3-2	9/27/2021	3/11/2022	166
DDG	67	USS COLE	CNSL	SPORT	2021	SRA3-1	9/27/2021	2/25/2022	152

FY Total Man-Days Estimate 1,492,849

FY22

Class	Hull	Ship Name	TYCOM	NSA	Fiscal Year	Assigned Avail Number	Start Date	End Date	Duration
CVN	75	USS HARRY S. TRUMAN	CNAL	SPORT	2022	CIA	10/21/2021	12/5/2021	46
CVN	73	USS GEORGE WASHINGTON	CNAL	SPORT	2022	CIA (R)	11/1/2021	12/30/2021	60
CVN	77	USS GEORGE H.W. BUSH	CNAL	SPORT	2022	PIA 2	11/15/2021	5/21/2022	188
LSD	41	USS WHIDBEY ISLAND	SEA 21	SPORT	2022	MODPRD	10/1/2021	6/30/2023	638
DDG	57	USS MITSCHER	CNSL	SPORT	2022	DSRA3	11/8/2021	8/12/2022	278
LSD	46	USS TORTUGA	CNSL	SPORT	2022	SRA3-1	2/14/2022	9/30/2022	229
DDG	78	USS PORTER	CNSL	SPORT	2022	EDSRA	3/14/2022	2/17/2023	341
LSD	44	USS GUNSTON HALL	CNSL	SPORT	2022	SRA4-1	3/14/2022	10/14/2022	215
CG	68	USS ANZIO	SEA 21	SPORT	2022	REINT	5/21/2022	9/16/2022	119
CG	66	USS HUE CITY	SEA 21	SPORT	2022	MODPRD	6/6/2022	9/29/2023	481
DDG	124	USS HARVEY C BARNUM JR	CNSL	SPORT	2022	PSA	7/11/2022	9/23/2022	75
CG	60	USS NORMANDY	CNSL	SPORT	2022	DSRA3	8/22/2022	5/12/2023	264
DDG	107	USS GRAVELY	CNSL	SPORT	2022	SRA	8/22/2022	1/6/2023	138
DDG	61	USS RAMAGE	CNSL	SPORT	2022	DSRA3	9/19/2022	10/6/2023	383
LHD	3	USS KEARSARGE	CNSL	SPORT	2022	DPMA3	9/26/2022	12/15/2023	446

FY Total Man-Days Estimate 1,502,970

"Intent of this information is to provide U.S. DoD industry contractors a general schedule for information and planning purposes for upcoming surface ship maintenance periods- it does not constitute any request for information or request for proposals or any commitment to contract for work in accordance with this plan. This information is to assist U.S. DoD industry contractors by providing a broad overview of frequently changing (driven by U.S. Navy operations) maintenance schedules and is not a guarantee of workload or exact ship schedules"

"Distribution Statement A: Approved for Public Release; Distribution is unlimited."

MARMC Private Sector
Workload Forecast with MOD estimates (no AIT) FY23 - FY26
Industry Forecast - as of 01 DEC 2018

Workload Color Legend: CM, Small Craft, NECC, S/Y Contracting, AFDL, CG, CVN, DDG, LHD, LPD, LSD, PC, CG / LSD Modernization Program, Coast-Wide Contracting Strategy (CWB), CG / LSD Mod Program (CWB)

Green Dash Line 3-Year Historical Workload Average = 5,522 RPD — Black Dash Line: 135% of 3 Year-Historical Workload Average = 7,454 RPD — 01NOV2018 WORKLOAD

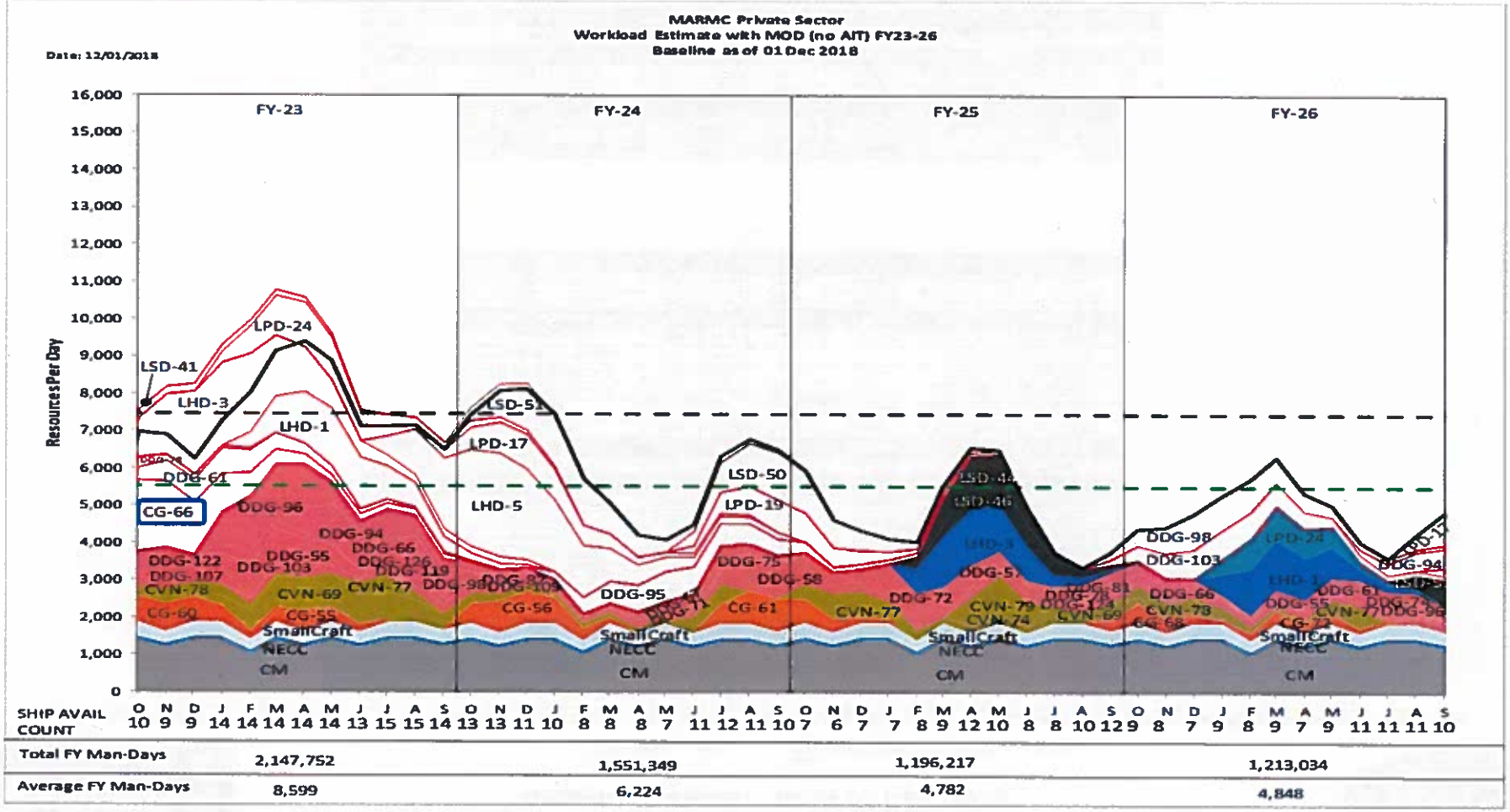

Total FY Man-Days	2,147,752	1,551,349	1,196,217	1,213,034
Average FY Man-Days	8,599	6,224	4,782	4,848

"Intent of this information is to provide U.S. DoD industry contractors a general schedule for information and planning purposes for upcoming surface ship maintenance periods- It does not constitute any request for information or request for proposals or any commitment to contract for work in accordance with this plan. This information is to assist U.S. DoD industry contractors by providing a broad overview of frequently changing (driven by U.S. Navy operations) maintenance schedules and is not a guarantee of workload or exact ship schedules"

"Distribution Statement A: Approved for Public Release; Distribution is unlimited."

MARMC Private Sector
Workload Forecast with MOD estimates (no AIT) FY23 - FY24
Industry Forecast - as of 01 DEC 2018

CG / LSD Modernization Coast Wide Bid (Duration > 10 Months)

FY23

Class	Hull	Ship Name	TYCOM	NSA	Fiscal Year	Assigned Avail Number	Start Date	End Date	Duration
CVN	78	USS GERALD R. FORD	CNAL	SPORT	2023	PIA 1	10/1/2022	3/31/2023	182
CVN	69	USS DWIGHT D. EISENHOWER	CNAL	SPORT	2023	DPIA3	1/30/2023	6/1/2024	489
CVN	77	USS GEORGE H.W. BUSH	CNAL	SPORT	2023	CIA	6/20/2023	8/4/2023	46
DDG	122	USS JOHN BASILONE	CNSL	SPORT	2023	PSA	10/3/2022	1/20/2023	110
DDG	74	USS MCFAUL	CNSL	SPORT	2023	SRA3-2	1/16/2023	5/26/2023	131
DDG	55	USS STOUT	CNSL	SPORT	2023	DSRA3	1/23/2023	8/18/2023	208
DDG	96	USS BAINBRIDGE	CNSL	SPORT	2023	DSRA2	1/23/2023	6/23/2023	152
LPD	24	USS ARLINGTON	CNSL	SPORT	2023	DSRA1	1/23/2023	1/12/2024	355
DDG	103	USS TRUXTUN	CNSL	SPORT	2023	SRA2-2	2/6/2023	7/21/2023	166
LHD	1	USS WASP	CNSL	SPORT	2023	PMA4-1	2/6/2023	12/8/2023	306
CG	55	USS LEYTE GULF	CNSL	SPORT	2023	SRA4-2	3/13/2023	7/21/2023	131
DDG	94	USS NITZE	CNSL	SPORT	2023	DSRA2	4/10/2023	9/8/2023	152
LSD	41	USS WHIDBEY ISLAND	SEA 21	SPORT	2023	REINT	7/1/2023	9/30/2023	92
DDG	126	USS LOUIS H WILSON JR	CNSL	SPORT	2023	PSA	7/10/2023	9/22/2023	75
DDG	119	USS DELBERT D. BLACK	CNSL	SPORT	2023	SRA1-1	7/10/2023	11/17/2023	131
DDG	66	USS GONZALEZ	CNSL	SPORT	2023	SRA3-2	7/10/2023	11/17/2023	131
LHD	5	USS BATAAN	CNSL	SPORT	2023	DPMA3	7/17/2023	9/6/2024	418
DDG	109	USS JASON DUNHAM	CNSL	SPORT	2023	SRA2-1	8/21/2023	2/9/2024	173
DDG	98	USS FORREST SHERMAN	CNSL	SPORT	2023	SRA2-2	8/28/2023	1/12/2024	138
LPD	17	USS SAN ANTONIO	CNSL	SPORT	2023	SRA2-2	9/18/2023	8/9/2024	327

FY Total Man-Days Estimate **2,147,752**

FY24

Class	Hull	Ship Name	TYCOM	NSA	Fiscal Year	Assigned Avail Number	Start Date	End Date	Duration
CVN	78	USS GERALD R. FORD	CNAL	SPORT	2024	CIA	6/1/2024	7/15/2024	45
CG	56	USS SAN JACINTO	CNSL	SPORT	2024	DSRA4	10/16/2023	3/15/2024	152
LSD	51	USS OAK HILL	CNSL	SPORT	2024	DSRA3	10/30/2023	9/6/2024	313
DDG	87	USS MASON	CNSL	SPORT	2024	SRA3-1	11/13/2023	4/5/2024	145
DDG	95	USS JAMES E. WILLIAMS	CNSL	SPORT	2024	DMP	1/29/2024	5/16/2025	474
DDG	67	USS COLE	CNSL	SPORT	2024	SRA3-2	3/25/2024	9/6/2024	166
DDG	71	USS ROSS	CNSL	SPORT	2024	SRA3-1	4/15/2024	9/27/2024	166
LSD	50	USS CARTER HALL	CNSL	SPORT	2024	DSRA3	6/3/2024	4/25/2025	327
DDG	75	USS DONALD COOK	CNSL	SPORT	2024	SRA3-1	6/17/2024	10/25/2024	131
LPD	19	USS MESA VERDE	CNSL	SPORT	2024	SRA2-2	6/24/2024	5/9/2025	320
CG	61	USS MONTEREY	CNSL	SPORT	2024	DSRA3	7/8/2024	1/24/2025	201
DDG	58	USS LABOON	CNSL	SPORT	2024	DSRA3	7/8/2024	3/14/2025	250

FY Total Man-Days Estimate **1,551,349**

"Intent of this information is to provide U.S. DoD industry contractors a general schedule for information and planning purposes for upcoming surface ship maintenance periods- It does not constitute any request for information or request for proposals or any commitment to contract for work in accordance with this plan. This information is to assist U.S. DoD industry contractors by providing a broad overview of frequently changing (driven by U.S. Navy operations) maintenance schedules and is not a guarantee of workload or exact ship schedules"

"Distribution Statement A: Approved for Public Release; Distribution is unlimited."

MARMC Private Sector
Workload Forecast with MOD estimates (no AIT) FY25 - FY26
Industry Forecast - as of 01 DEC 2018

CG / LSD Modernization Coast Wide Bid (Duration > 10 Months)

FY25

Class	Hull	Ship Name	TYCOM	NSA	Fiscal Year	Assigned Avail Number	Start Date	End Date	Duration
CVN	77	USS GEORGE H.W. BUSH	CNSL	SPORT	2025	PIA	10/1/2024	4/2/2025	184
CVN	74	USS JOHN C. STENNIS	CNSL	SPORT	2025	CIA	4/15/2025	6/13/2025	60
CVN	79	USS JOHN F. KENNEDY	CNSL	SPORT	2025	SRA	4/21/2025	7/20/2025	91
CVN	69	USS DWIGHT D. EISENHOWER	CNSL	SPORT	2025	CIA	8/31/2025	10/15/2025	46
DDG	72	USS MAHAN	CNSL	SPORT	2025	DSRA3	12/2/2024	8/29/2025	271
LHD	3	USS KEARSARGE	CNSL	SPORT	2025	PMA4-2	2/3/2025	9/5/2025	215
LSD	46	USS TORTUGA	CNSL	SPORT	2025	PMA4-2	2/10/2025	9/12/2025	215
LSD	44	USS GUNSTON HALL	CNSL	SPORT	2025	SRA4-2	3/10/2025	10/10/2025	215
DDG	57	USS MITSCHER	CNSL	SPORT	2025	SRA	4/7/2025	9/19/2025	166
DDG	124	USS HARVEY C BARNUM JR	CNSL	SPORT	2025	SRA1-1	4/14/2025	9/19/2025	159
DDG	122	USS JOHN BASILONE	CNSL	SPORT	2025	SRA1-1	7/14/2025	11/21/2025	131
DDG	81	USS WINSTON S. CHURCHILL	CNSL	SPORT	2025	SRA	8/11/2025	1/30/2026	173
DDG	78	USS PORTER	CNSL	SPORT	2025	SRA3-1	8/25/2025	1/9/2026	138
CG	68	USS ANZIO	CNSL	SPORT	2025	SRA4-1	9/8/2025	1/16/2026	131
DDG	98	USS FORREST SHERMAN	CNSL	SPORT	2025	DMP	9/8/2025	12/4/2026	453
DDG	103	USS TRUXTUN	CNSL	SPORT	2025	DMP	9/15/2025	3/26/2027	558

FY Total Man-Days Estimate **1,196,217**

FY26

Class	Hull	Ship Name	TYCOM	NSA	Fiscal Year	Assigned Avail Number	Start Date	End Date	Duration
CVN	78	USS GERALD R. FORD	CNSL	SPORT	2026	PIA2	10/1/2025	3/31/2026	182
CVN	77	USS GEORGE H.W. BUSH	CNSL	SPORT	2026	CIA2	5/2/2026	6/16/2026	46
DDG	66	USS GONZALEZ	CNSL	SPORT	2026	SRA4-1	11/17/2025	3/27/2026	131
LHD	1	USS WASP	CNSL	SPORT	2026	PMA4-2	1/12/2026	8/14/2026	215
LPD	24	USS ARLINGTON	CNSL	SPORT	2026	SRA2-1	1/12/2026	8/14/2026	215
DDG	55	USS STOUT	CNSL	SPORT	2026	SRA4-1	2/2/2026	7/17/2026	166
CG	72	USS VELLA GULF	CNSL	SPORT	2026	SRA4-1	2/23/2026	7/10/2026	138
DDG	74	USS MCFAUL	CNSL	SPORT	2026	SRA4-1	3/16/2026	7/17/2026	124
DDG	61	USS RAMAGE	CNSL	SPORT	2026	SRA4-1	5/18/2026	9/25/2026	131
DDG	87	USS MASON	CNSL	SPORT	2026	SRA	6/1/2026	9/25/2026	117
DDG	94	USS NITZE	CNSL	SPORT	2026	DMP	6/8/2026	11/26/2027	537
DDG	96	USS BAINBRIDGE	CNSL	SPORT	2026	SRA3-1	7/6/2026	11/6/2026	124
LSD	51	USS OAK HILL	CNSL	SPORT	2026	SRA4-1	8/17/2026	3/19/2027	215
DDG	109	USS JASON DUNHAM	CNSL	SPORT	2026	SRA2-2	8/24/2026	1/22/2027	152
LPD	17	USS SAN ANTONIO	CNSL	SPORT	2026	DSRA2	8/24/2026	6/25/2027	306
DDG	107	USS GRAVELY	CNSL	SPORT	2026	DMP	9/14/2026	12/10/2027	453

FY Total Man-Days Estimate **1,213,034**

"Intent of this information is to provide U.S. DoD industry contractors a general schedule for information and planning purposes for upcoming surface ship maintenance periods- It does not constitute any request for information or request for proposals or any commitment to contract for work in accordance with this plan. This information is to assist U.S. DoD industry contractors by providing a broad overview of frequently changing (driven by U.S. Navy operations) maintenance schedules and is not a guarantee of workload or exact ship schedules"

"Distribution Statement A: Approved for Public Release; Distribution is unlimited."

SWRMC Private Sector
Workload Forecast with MOD estimates (no AIT) FY19 - FY22
Industry Forecast - as of 01 DEC 2018

Workload Color Legend: CM, CG, CVN, DDG 1000, DDG, FF, LCS, LHA, LHD, LPD, LSD, MCM, CG / LSD Modernization Program, Coast-Wide Contracting Strategy (CWB), CG / LSD Mod Program (CWB)

Green Dash Line 3-Year Historical Workload Average = 5,192 RPD — Black Dash Line: 135% of 3 Year Historical Workload Average = 7,010 RPD — 01NOV2018 WORKLOAD

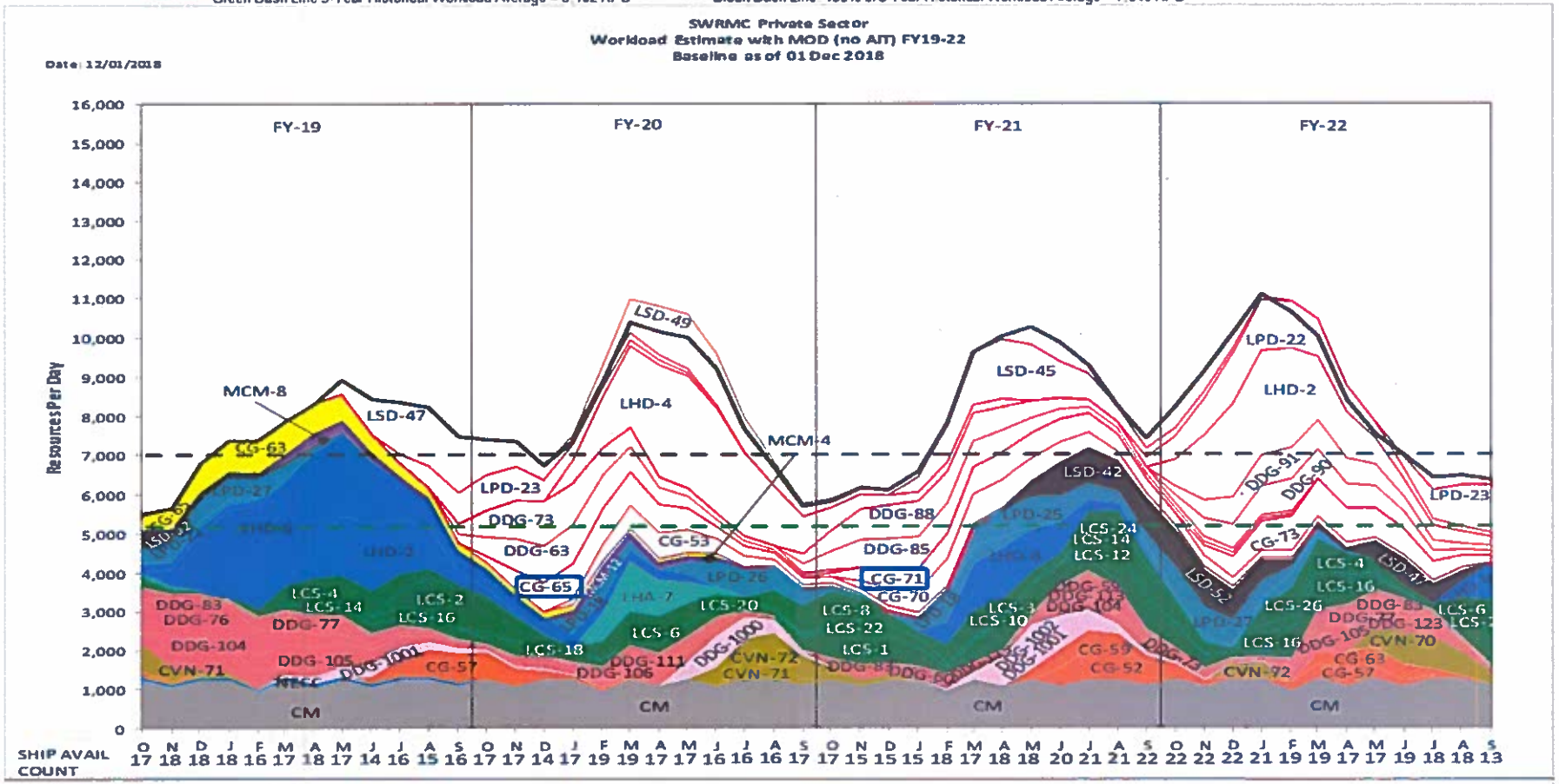

	FY19	FY20	FY21	FY22
Total FY Man-Days	1,898,611	2,116,424	2,014,186	2,087,028
Average FY Man-Days	7,535	8,404	7,987	8,378

"Intent of this information is to provide U.S. DoD industry contractors a general schedule for information and planning purposes for upcoming surface ship maintenance periods- It does not constitute any request for information or request for proposals or any commitment to contract for work in accordance with this plan. This information is to assist U.S. DoD industry contractors by providing a broad overview of frequently changing (driven by U.S. Navy operations) maintenance schedules and is not a guarantee of workload or exact ship schedules"

"Distribution Statement A: Approved for Public Release; Distribution is unlimited."

SWRMC Private Sector
Workload Forecast with MOD estimates (no AIT) FY19 – FY20
Industry Forecast - as of 01 DEC 2018

NAVSEA
NAVAL SEA SYSTEMS COMMAND

CG / LSD Modernization | Coast Wide Bid (Duration > 10 Months) | DDG 1000 Ship

FY19

Class	Hull	Ship Name	TYCOM	NSA	Fiscal Year	Assigned Avail Number	Start Date	End Date	Duration
CG	63	USS COWPENS	SEA 21	SSD	2019	MODPRD	10/1/2018	6/12/2020	621
DDG	104	USS STERETT	CNSP	SSD	2019	DSRA1	10/5/2018	5/21/2019	229
LHD	6	USS BONHOMME RICHARD	CNSP	SSD	2019	DPMA3	11/5/2018	5/15/2020	558
LPD	27	USS PORTLAND	CNSP	SSD	2019	PSA	11/13/2018	7/19/2019	249
DDG	77	USS O'KANE	CNSP	SSD	2019	ESRA	1/14/2019	1/24/2020	376
DDG	105	USS DEWEY	CNSP	SSD	2019	DSRA1	1/28/2019	11/15/2019	292
LCS	4	USS CORONADO	CNSP	SSD	2019	DSRA1	2/14/2019	11/6/2019	266
LCS	14	USS MANCHESTER	CNSP	SSD	2019	PSA	3/1/2019	10/31/2019	245
DDG	1001	USS MICHAEL MONSOOR	CNSP	SSD	2019	PSA	3/4/2019	1/31/2020	334
MCM	8	USS SCOUT	CNSP	SSD	2019	DSRA4	3/11/2019	8/17/2019	160
LHD	2	USS ESSEX	CNSP	SSD	2019	PMA3-2	4/8/2019	12/6/2019	243
LSD	47	USS RUSHMORE	CNSP	SSD	2019	DSRA3	5/6/2019	5/1/2020	362
LCS	16	USS TULSA	CNSP	SSD	2019	PSA	6/1/2019	11/5/2019	158
CG	57	USS LAKE CHAMPLAIN	CNSP	SSD	2019	DSRA3	6/4/2019	3/24/2020	295
LCS	2	USS INDEPENDENCE	CNSP	SSD	2019	DSRA1	7/1/2019	3/20/2020	264
LPD	23	USS ANCHORAGE	CNSP	SSD	2019	SRA1-2	7/8/2019	7/17/2020	376
DDG	73	USS DECATUR	CNSP	SSD	2019	EDSRA	9/3/2019	9/25/2020	389
DDG	63	USS STETHEM	CNAP	SSD	2019	EDSRA	9/16/2019	10/9/2020	390

FY Total Man-Days Estimate **1,898,611**

FY20

Class	Hull	Ship Name	TYCOM	NSA	Fiscal Year	Assigned Avail Number	Start Date	End Date	Duration
CVN	72	USS ABRAHAM LINCOLN	CNAP	SSD	2020	PIA2	6/11/2020	12/12/2020	185
CVN	71	USS THEODORE ROOSEVELT	CNAP	SSD	2020	CIA	7/31/2020	9/13/2020	45
LCS	18	USS CHARLESTON	CNSP	SSD	2020	PSA	10/1/2019	3/31/2020	183
CG	65	USS CHOSIN	SEA 21	SSD	2020	MODPRD	10/28/2019	4/16/2021	537
DDG	106	USS STOCKDALE	CNSP	SSD	2020	SRA2-1	11/18/2019	4/24/2020	159
LPD	18	USS NEW ORLEANS	CNSP	SSD	2020	SIA	1/8/2020	3/4/2020	57
CG	53	USS MOBILE BAY	CNSP	SSD	2020	DSRA3	1/13/2020	12/18/2020	341
LHD	4	USS BOXER	CNSP	SSD	2020	DPMA3	1/13/2020	4/30/2021	474
MCM	12	USS ARDENT	CNSP	SSD	2020	SRA4-1	1/13/2020	4/21/2020	100
LHA	7	USS TRIPOLI	CNSP	SSD	2020	PSA	2/1/2020	6/30/2020	151
LSD	49	USS HARPERS FERRY	CNSP	SSD	2020	DSRA3	2/10/2020	2/5/2021	362
DDG	111	USS SPRUANCE	CNSP	SSD	2020	DSRA1	2/17/2020	9/18/2020	215
LCS	6	USS JACKSON	CNSP	SSD	2020	DSRA1	2/17/2020	8/14/2020	180
LCS	20	USS CINCINNATI	CNSP	SSD	2020	PSA	4/1/2020	10/31/2020	214
MCM	4	USS CHAMPION	CNSP	SSD	2020	SRA5-1	4/1/2020	8/11/2020	133
DDG	1000	USS ZUMWALT	CNSP	SSD	2020	PSA	5/1/2020	9/30/2020	153
LPD	26	USS JOHN P MURTHA	CNSP	SSD	2020	SRA1-1	5/4/2020	1/8/2021	250
CG	63	USS COWPENS	SEA 21	SSD	2020	REINT	6/15/2020	10/13/2020	121
LCS	8	USS MONTGOMERY	CNSP	SSD	2020	DSRA1	8/17/2020	2/12/2021	180
DDG	88	USS PRESLE	CNSP	SSD	2020	DMP	9/14/2020	2/4/2022	509
DDG	85	USS MCCAMPBELL	CNSP	SSD	2020	DMP	9/14/2020	2/4/2022	509
LCS	1	USS FREEDOM	CNSP	SSD	2020	DSRA1	9/14/2020	4/2/2021	201

FY Total Man-Days Estimate **2,116,424**

"Intent of this information is to provide U.S. DoD industry contractors a general schedule for information and planning purposes for upcoming surface ship maintenance periods- It does not constitute any request for information or request for proposals or any commitment to contract for work in accordance with this plan. This information is to assist U.S. DoD industry contractors by providing a broad overview of frequently changing (driven by U.S. Navy operations) maintenance schedules and is not a guarantee of workload or exact ship schedules"

"Distribution Statement A: Approved for Public Release; Distribution is unlimited."

SWRMC Private Sector
Workload Forecast with MOD estimates (no AIT) FY21
Industry Forecast - as of 01 DEC 2018

CG / LSD Modernization | Coast Wide Bid (Duration > 10 Months) | DDG 1000 Ship

FY21

Class	Hull	Ship Name	TYCOM	NSA	Fiscal Year	Assigned Avail Number	Start Date	End Date	Duration
LCS	22	USS KANSAS CITY	CNSP	SSD	2021	PSA	10/1/2020	3/31/2021	182
CG	71	USS CAPE ST. GEORGE	SEA 21	SSD	2021	MODPRD	10/5/2020	8/5/2022	670
DDG	83	USS HOWARD	CNSP	SSD	2021	SIA	10/14/2020	12/9/2020	57
DDG	60	USS PAUL HAMILTON	CNSP	SSD	2021	SRA3-1	10/26/2020	5/7/2021	194
CG	70	USS LAKE ERIE	CNAP	SSD	2021	SRA3-1	11/16/2020	3/11/2022	481
DDG	115	USS RAFAEL PERALTA	CNSP	SSD	2021	SRA1-1	1/11/2021	6/25/2021	166
LPD	18	USS NEW ORLEANS	CNSP	SSD	2021	SRA2-1	1/13/2021	5/19/2021	127
LSD	45	USS COMSTOCK	CNSP	SSD	2021	DSRA3	1/25/2021	1/21/2022	362
DDG	1002	USS LYNDON B. JOHNSON	CNSP	SSD	2021	PDA	2/1/2021	1/31/2022	365
LCS	3	USS FORT WORTH	CNSP	SSD	2021	SRA1	2/15/2021	6/18/2021	124
LHD	8	USS MAKIN ISLAND	CNSP	SSD	2021	PMA2-1	2/15/2021	9/7/2021	205
LPD	25	USS SOMERSET	CNSP	SSD	2021	SRA1-2	2/15/2021	12/10/2021	299
LCS	10	USS GABRIELLE GIFFORDS	CNSP	SSD	2021	DSRA	3/15/2021	9/10/2021	180
DDG	1001	USS MICHAEL MONSOOR	CNSP	SSD	2021	PSA	4/1/2021	8/31/2021	153
CG	65	USS CHOSIN	SEA 21	SSD	2021	REINT	4/19/2021	8/16/2021	120
DDG	104	USS STERETT	CNSP	SSD	2021	SRA2-1	5/3/2021	9/24/2021	145
LSD	42	USS GERMANTOWN	CNSP	SSD	2021	SRA4-1	5/3/2021	12/10/2021	222
CG	59	USS PRINCETON	CNSP	SSD	2021	SRA3-2	5/10/2021	10/15/2021	159
LCS	24	USS OAKLAND	CNSP	SSD	2021	PSA	6/1/2021	11/30/2021	183
CG	52	USS BUNKER HILL	CNSP	SSD	2021	DSRA3	6/14/2021	12/10/2021	180
DDG	59	USS RUSSELL	CNSP	SSD	2021	SRA3-2	6/21/2021	12/3/2021	166
DDG	113	USS JOHN FINN	CNSP	SSD	2021	SRA1-1	6/28/2021	12/3/2021	159
DDG	76	USS HIGGINS	CNSP	SSD	2021	SIA	7/7/2021	9/1/2021	57
LCS	12	USS OMAHA	CNSP	SSD	2021	DSRA1	7/12/2021	1/7/2022	180
LCS	14	USS MANCHESTER	CNSP	SSD	2021	DSRA1	7/12/2021	1/7/2022	180
LPD	22	USS SAN DIEGO	CNSP	SSD	2021	DSRA1	9/13/2021	12/5/2022	449
LPD	27	USS PORTLAND	CNSP	SSD	2021	SRA1-1	9/13/2021	4/22/2022	222
LSD	52	USS PEARL HARBOR	CNSP	SSD	2021	SRA3-2	9/13/2021	4/22/2022	222

FY Total Man-Days Estimate **2,014,186**

"Intent of this information is to provide U.S. DoD industry contractors a general schedule for information and planning purposes for upcoming surface ship maintenance periods- It does not constitute any request for information or request for proposals or any commitment to contract for work in accordance with this plan. This information is to assist U.S. DoD industry contractors by providing a broad overview of frequently changing (driven by U.S. Navy operations) maintenance schedules and is not a guarantee of workload or exact ship schedules"

"Distribution Statement A: Approved for Public Release; Distribution is unlimited."

SWRMC Private Sector
Workload Forecast with MOD estimates (no AIT) FY22
Industry Forecast - as of 01 DEC 2018

CG / LSD Modernization | Coast Wide Bid (Duration > 10 Months) | DDG 1000 Ship

FY22

Class	Hull	Ship Name	TYCOM	NSA	Fiscal Year	Assigned Avail Number	Start Date	End Date	Duration
CVN	72	USS ABRAHAM LINCOLN	CNAP	SSD	2022	CIA	12/7/2021	1/21/2022	46
CVN	70	USS CARL VINSON	CNAP	SSD	2022	PIA3	5/6/2022	11/6/2022	185
LHD	2	USS ESSEX	CNSP	SSD	2022	DPMA3	10/11/2021	10/28/2022	383
DDG	91	USS PINCKNEY	CNSP	SSD	2022	DMP	10/18/2021	3/17/2023	516
DDG	90	USS CHAFEE	CNSP	SSD	2022	DMP	10/18/2021	2/10/2023	481
DDG	73	USS DECATUR	CNSP	SSD	2022	SIA	10/27/2021	12/22/2021	57
CG	73	USS PORT ROYAL	CNAP	SSD	2022	DSRA	11/15/2021	3/17/2023	488
LCS	26	USS MOBILE	CNSP	SSD	2022	PSA	1/3/2022	6/30/2022	179
LCS	4	USS CORONADO	CNSP	SSD	2022	DSRA	1/10/2022	7/8/2022	180
LCS	16	USS TULSA	CNSP	SSD	2022	DSRA1	1/10/2022	7/8/2022	180
DDG	83	USS HOWARD	CNSP	SSD	2022	SRA3-1	1/12/2022	8/24/2022	225
LPD	18	USS NEW ORLEANS	CNSP	SSD	2022	SIA	1/19/2022	3/16/2022	57
DDG	76	USS HIGGINS	CNSP	SSD	2022	SRA3-1	2/2/2022	9/14/2022	225
CG	57	USS LAKE CHAMPLAIN	CNSP	SSD	2022	SRA4-1	2/7/2022	7/1/2022	145
DDG	105	USS DEWEY	CNSP	SSD	2022	SRA2-1	2/21/2022	7/15/2022	145
CG	63	USS COWPENS	CNSP	SSD	2022	SRA4-1	3/7/2022	8/12/2022	159
DDG	77	USS O'KANE	CNSP	SSD	2022	SRA3-2	3/14/2022	8/5/2022	145
LSD	47	USS RUSHMORE	CNSP	SSD	2022	SRA4-1	5/11/2022	8/17/2022	99
DDG	123	USS LENAH H SUTCLIFFE HIGBEE	CNSP	SSD	2022	PSA	6/27/2022	10/4/2022	100
LPD	23	USS ANCHORAGE	CNSP	SSD	2022	DSRA1	6/27/2022	6/9/2023	348
CG	71	USS CAPE ST. GEORGE	SEA 21	SSD	2022	REINT	8/8/2022	12/5/2022	120
LCS	2	USS INDEPENDENCE	CNSP	SSD	2022	DSRA2	8/15/2022	2/10/2023	180
LCS	6	USS JACKSON	CNSP	SSD	2022	DSRA2	8/15/2022	2/10/2023	180
LHD	6	USS BONHOMME RICHARD	CNSP	SSD	2022	PMA4-1	8/29/2022	5/19/2023	264

FY Total Man-Days Estimate **2,087,028**

"Intent of this information is to provide U.S. DoD industry contractors a general schedule for information and planning purposes for upcoming surface ship maintenance periods- it does not constitute any request for information or request for proposals or any commitment to contract for work in accordance with this plan. This information is to assist U.S. DoD industry contractors by providing a broad overview of frequently changing (driven by U.S. Navy operations) maintenance schedules and is not a guarantee of workload or exact ship schedules"

"Distribution Statement A: Approved for Public Release; Distribution is unlimited."

SWRMC Private Sector
Workload Forecast with MOD estimates (no AIT) FY23 - FY26
Industry Forecast - as of 01 DEC 2018

Workload Color Legend: CM, CG, CVN, DDG 1000, DDG, FF, LCS, LHA, LHD, LPD, LSD, MCM, CG / LSD Modernization Program, Coast-Wide Contracting Strategy (CWB), CG / LSD Mod Program (CWB)

Green Dash Line 3-Year Historical Workload Average = 5,192 RPD — Black Dash Line: 135% of 3 Year-Historical Workload Average = 7,010 RPD — 01NOV2018 WORKLOAD

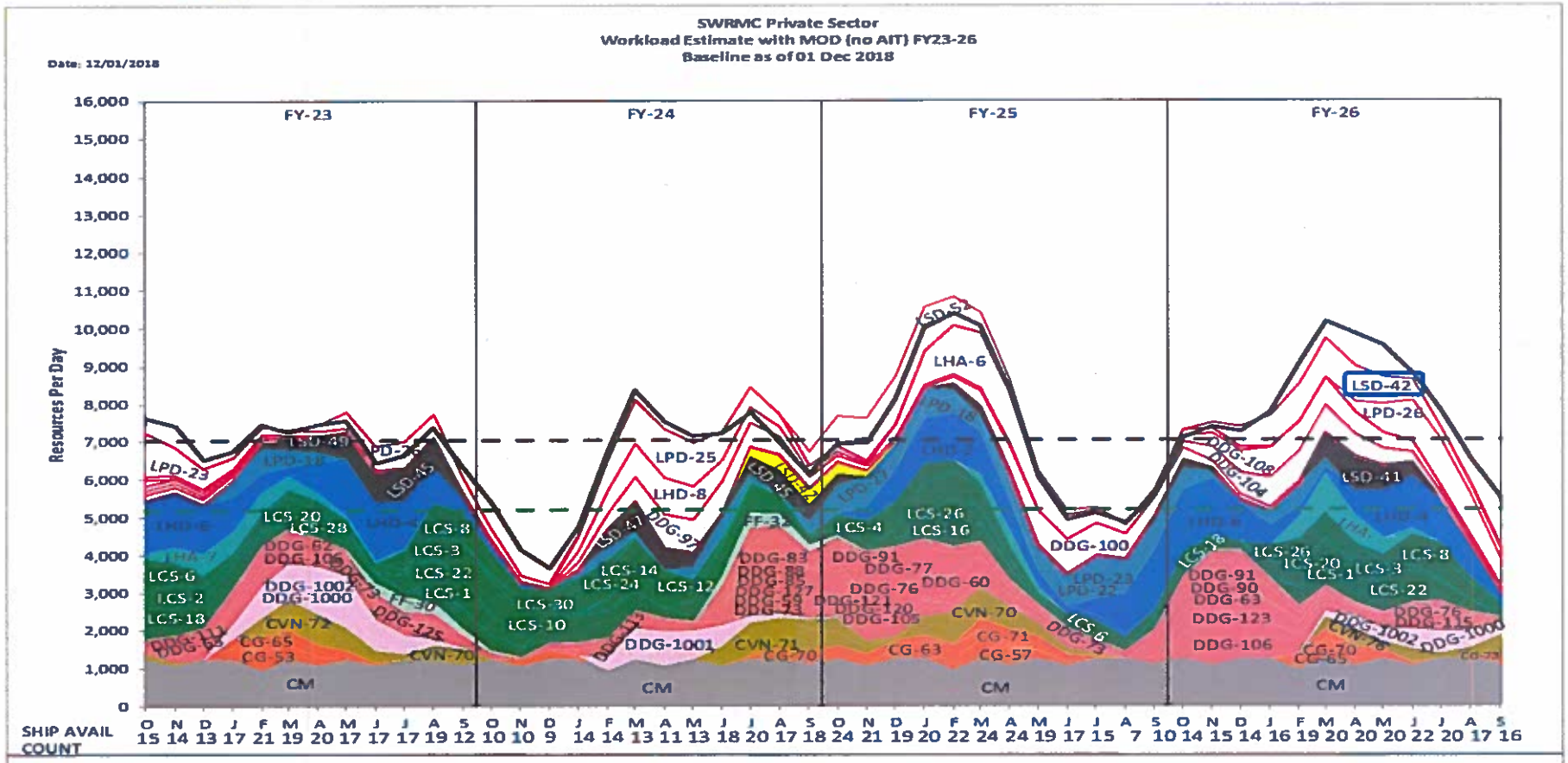

	FY-23	FY-24	FY-25	FY-26
Total FY Man-Days	1,754,672	1,585,119	1,898,715	1,917,310
Average FY Man-Days	7,040	6,254	7,625	7,658

"Intent of this information is to provide U.S. DoD industry contractors a general schedule for information and planning purposes for upcoming surface ship maintenance periods- it does not constitute any request for information or request for proposals or any commitment to contract for work in accordance with this plan. This information is to assist U.S. DoD industry contractors by providing a broad overview of frequently changing (driven by U.S. Navy operations) maintenance schedules and is not a guarantee of workload or exact ship schedules"

"Distribution Statement A: Approved for Public Release; Distribution is unlimited."

SWRMC Private Sector
Workload Forecast with MOD estimates (no AIT) FY23
Industry Forecast - as of 01 DEC 2018

CG / LSD Modernization | Coast Wide Bid (Duration > 10 Months) | DDG 1000 Ship

FY23

Class	Hull	Ship Name	TYCOM	NSA	Fiscal Year	Assigned Avail Number	Start Date	End Date	Duration
CVN	72	USS ABRAHAM LINCOLN	CNAP	SSD	2023	PIA2	2/23/2023	8/23/2023	182
CVN	70	USS CARL VINSON	CNAP	SSD	2023	CIA	8/14/2023	9/28/2023	46
LCS	18	USS CHARLESTON	CNSP	SSD	2023	DSRA1	10/3/2022	3/31/2023	180
LHA	7	USS TRIPOLI	CNSP	SSD	2023	PMA1-1	10/10/2022	7/7/2023	271
DDG	63	USS STETHEM	CNSP	SSD	2023	SRA4-1	10/17/2022	4/14/2023	180
DDG	63	USS STETHEM	CNSP	SSD	2023	SRA4-2	10/17/2022	4/14/2023	180
DDG	111	USS SPRUANCE	CNSP	SSD	2023	SRA2-1	11/28/2022	4/28/2023	152
LPD	18	USS NEW ORLEANS	CNSP	SSD	2023	SRA2-2	1/4/2023	4/12/2023	99
CG	65	USS CHOSIN	CNSP	SSD	2023	SRA4-1	1/9/2023	6/16/2023	159
DDG	62	USS FITZGERALD	CNSP	SSD	2023	SRA4-1	1/9/2023	6/2/2023	145
DDG	106	USS STOCKDALE	CNSP	SSD	2023	SRA2-2	1/9/2023	6/2/2023	145
CG	53	USS MOBILE BAY	CNSP	SSD	2023	SRA4-1	1/16/2023	5/19/2023	124
DDG	1000	USS ZUMWALT	CNSP	SSD	2023	DSRA	1/23/2023	9/15/2023	236
DDG	73	USS DECATUR	CNSP	SSD	2023	SRA3-1	2/1/2023	9/13/2023	225
LCS	20	USS CINCINNATI	CNSP	SSD	2023	DSRA1	2/6/2023	8/4/2023	180
LSD	47	USS RUSHMORE	CNSP	SSD	2023	SIA	2/15/2023	4/12/2023	57
LCS	28	USS SAVANNAH	CNSP	SSD	2023	PSA	3/1/2023	8/31/2023	184
LPD	26	USS JOHN P MURTHA	CNSP	SSD	2023	SRA1-2	4/3/2023	3/22/2024	355
LSD	49	USS HARPERS FERRY	CNSP	SSD	2023	SRA4-1	4/10/2023	11/24/2023	229
DDG	1003	USS LYNDON B. JOHNSON	CNSP	SSD	2023	PSA	4/17/2023	8/11/2023	117
LHD	4	USS BOXER	CNSP	SSD	2023	PMA4-1	4/17/2023	11/17/2023	215
DDG	115	USS RAFAEL PERALTA	CNSP	SSD	2023	SIA	5/3/2023	6/28/2023	57
DDG	76	USS HIGGINS	CNSP	SSD	2023	SIA	6/14/2023	8/9/2023	57
FF	30	USS NO NAME	CNSP	SSD	2023	PSA	6/20/2023	10/7/2023	110
LSD	45	USS COMSTOCK	CNSP	SSD	2023	SIA	7/4/2023	8/29/2023	57
DDG	83	USS HOWARD	CNSP	SSD	2023	SIA	7/5/2023	8/30/2023	57
LCS	22	USS KANSAS CITY	CNSP	SSD	2023	DSRA1	7/10/2023	1/5/2024	180
LCS	8	USS MONTGOMERY	CNSP	SSD	2023	DSRA2	7/10/2023	1/5/2024	180
DDG	125	USS JACK H LUCAS	CNSP	SSD	2023	PSA	7/15/2023	10/25/2023	103
LCS	1	USS FREEDOM	CNSP	SSD	2023	SRA2	8/7/2023	12/8/2023	124
LCS	3	USS FORT WORTH	CNSP	SSD	2023	DSRA	8/28/2023	2/23/2024	180

FY Total Man-Days Estimate 1,754,672

"Intent of this information is to provide U.S. DoD industry contractors a general schedule for information and planning purposes for upcoming surface ship maintenance periods- It does not constitute any request for information or request for proposals or any commitment to contract for work in accordance with this plan. This information is to assist U.S. DoD industry contractors by providing a broad overview of frequently changing (driven by U.S. Navy operations) maintenance schedules and is not a guarantee of workload or exact ship schedules"

"Distribution Statement A: Approved for Public Release; Distribution is unlimited."

SWRMC Private Sector
Workload Forecast with MOD estimates (no AIT) FY24
Industry Forecast - as of 01 DEC 2018

CG / LSD Modernization | Coast Wide Bid (Duration > 10 Months) | DDG 1000 Ship

FY24

Class	Hull	Ship Name	TYCOM	NSA	Fiscal Year	Assigned Avail Number	Start Date	End Date	Duration
CVN	71	USS THEODORE ROOSEVELT	CNAP	SSD	2024	PIA3	6/15/2024	12/15/2024	184
CVN	72	USS ABRAHAM LINCOLN	CNAP	SSD	2024	CIA	9/21/2024	11/5/2024	46
LCS	30	USS CANBERRA	CNAP	SSD	2024	PSA	10/1/2023	5/30/2024	243
DDG	115	USS RAFAEL PERALTA	CNSP	SSD	2024	SRA1-2	11/8/2023	7/3/2024	239
CG	70	USS LAKE ERIE	CNSP	SSD	2024	SIA	11/22/2023	1/31/2024	71
LCS	10	USS GABRIELLE GIFFORDS	CNSP	SSD	2024	DSRA	12/11/2023	6/7/2024	180
DDG	97	USS HALSEY	CNSP	SSD	2024	DMP	1/15/2024	4/11/2025	453
LHD	8	USS MAKIN ISLAND	CNSP	SSD	2024	PMA2 2	1/15/2024	11/15/2024	306
LPD	25	USS SOMERSET	CNSP	SSD	2024	DSRA1	1/15/2024	11/22/2024	313
DDG	113	USS JOHN FINN	CNSP	SSD	2024	SRA1-2	1/17/2024	8/28/2024	225
LPD	18	USS NEW ORLEANS	CNSP	SSD	2024	SIA	1/17/2024	3/13/2024	57
LCS	24	USS OAKLAND	CNSP	SSD	2024	DSRA1	1/29/2024	7/26/2024	180
LCS	14	USS MANCHESTER	CNSP	SSD	2024	SRA	2/19/2024	6/21/2024	124
DDG	1001	USS MICHAEL MONSOOR	CNSP	SSD	2024	DSRA	2/21/2024	10/11/2024	234
LSD	47	USS RUSHMORE	CNSP	SSD	2024	SRA4-2	2/21/2024	6/12/2024	113
LPD	22	USS SAN DIEGO	CNSP	SSD	2024	SIA	5/8/2024	7/3/2024	57
LCS	12	USS OMAHA	CNSP	SSD	2024	SRA	5/13/2024	11/8/2024	180
DDG	83	USS HOWARD	CNSP	SSD	2024	SIA	6/5/2024	7/31/2024	57
DDG	88	USS PREBLE	CNSP	SSD	2024	SRA3-1	6/10/2024	10/18/2024	131
DDG	59	USS RUSSELL	CNSP	SSD	2024	DSRA3	6/17/2024	1/31/2025	229
DDG	85	USS MCCAMPBELL	CNSP	SSD	2024	SRA3-1	6/17/2024	11/8/2024	145
FF	32	USS NO NAME	CNSP	SSD	2024	PSA	6/20/2024	10/7/2024	110
LSD	42	USS GERMANTOWN	SEA 21	SSD	2024	SSRA1	7/1/2024	12/27/2024	180
CG	70	USS LAKE ERIE	CNSP	SSD	2024	DSRA3	7/3/2024	4/2/2025	274
DDG	73	USS DECATUR	CNSP	SSD	2024	SIA	7/3/2024	8/28/2024	57
LSD	45	USS COMSTOCK	CNSP	SSD	2024	SRA4-1	7/10/2024	10/16/2024	99
DDG	127	USS PATRICK GALLAGHER	CNSP	SSD	2024	PSA	7/15/2024	10/25/2024	103
DDG	121	USS FRANK E PETERSEN JR	CNSP	SSD	2024	SRA1-1	8/5/2024	1/10/2025	159
LSD	52	USS PEARL HARBOR	CNSP	SSD	2024	DSRA3	9/9/2024	7/18/2025	313
LPD	27	USS PORTLAND	CNSP	SSD	2024	SRA1-2	9/23/2024	5/9/2025	229

FY Total Man-Days Estimate **1,585,119**

"Intent of this information is to provide U.S. DoD industry contractors a general schedule for information and planning purposes for upcoming surface ship maintenance periods- It does not constitute any request for information or request for proposals or any commitment to contract for work in accordance with this plan. This information is to assist U.S. DoD industry contractors by providing a broad overview of frequently changing (driven by U.S. Navy operations) maintenance schedules and is not a guarantee of workload or exact ship schedules"

"Distribution Statement A: Approved for Public Release; Distribution is unlimited."

SWRMC Private Sector
Workload Forecast with MOD estimates (no AIT) FY25
Industry Forecast - as of 01 DEC 2018

CG / LSD Modernization | Coast Wide Bid (Duration > 10 Months) | DDG 1000 Ship

FY25

Class	Hull	Ship Name	TYCOM	NSA	Fiscal Year	Assigned Avail Number	Start Date	End Date	Duration
CVN	70	USS CARL VINSON	CNAP	SSD	2025	PIA3	1/15/2025	7/15/2025	182
DDG	105	USS DEWEY	CNSP	SSD	2025	SRA2-2	10/7/2024	3/7/2025	152
DDG	77	USS O'KANE	CNSP	SSD	2025	DSRA3	10/14/2024	5/23/2025	222
LCS	4	USS CORONADO	CNSP	SSD	2025	DSRA2	10/21/2024	4/18/2025	180
DDG	91	USS PINCKNEY	CNSP	SSD	2025	SIA	10/23/2024	12/18/2024	57
DDG	120	USS CARL M. LEVIN	CNSP	SSD	2025	SRA1-1	10/28/2024	4/4/2025	159
DDG	76	USS HIGGINS	CNSP	SSD	2025	DSRA3	10/30/2024	7/30/2025	274
LHD	2	USS ESSEX	CNSP	SSD	2025	PMA4-1	11/11/2024	8/15/2025	278
DDG	83	USS HOWARD	CNSP	SSD	2025	SRA3-2	11/27/2024	8/27/2025	274
CG	63	USS COWPENS	CNSP	SSD	2025	SRA4-2	12/2/2024	4/4/2025	124
LHA	6	USS AMERICA	CNSP	SSD	2025	DPMA1	12/2/2024	12/19/2025	383
LCS	26	USS MOBILE	CNSP	SSD	2025	DSRA1	12/9/2024	6/6/2025	180
LCS	16	USS TULSA	CNSP	SSD	2025	SRA	1/6/2025	5/9/2025	124
LPD	18	USS NEW ORLEANS	CNSP	SSD	2025	SRA2-3	1/8/2025	4/16/2025	99
LCS	2	USS INDEPENDENCE	CNSP	SSD	2025	DSRA	1/20/2025	5/23/2025	124
DDG	60	USS PAUL HAMILTON	CNAP	SSD	2025	SRA3-2	2/3/2025	6/13/2025	131
CG	57	USS LAKE CHAMPLAIN	CNSP	SSD	2025	SRA4-2	2/10/2025	6/20/2025	131
LSD	47	USS RUSHMORE	CNSP	SSD	2025	SIA	2/12/2025	4/9/2025	57
DDG	100	USS KIDD	CNAP	SSD	2025	DNSP	2/17/2025	5/15/2026	453
CG	71	USS CAPE ST. GEORGE	CNSP	SSD	2025	SRA4-1	3/3/2025	7/11/2025	131
LHA	7	USS TRIPOLI	CNSP	SSD	2025	SIA	3/12/2025	5/7/2025	57
LPD	22	USS SAN DIEGO	CNSP	SSD	2025	SRA	4/9/2025	7/14/2025	97
DDG	115	USS RAFAEL PERALTA	CNSP	SSD	2025	SIA	5/7/2025	7/2/2025	57
DDG	113	USS JOHN FINN	CNSP	SSD	2025	SIA	5/28/2025	7/23/2025	57
LCS	6	USS JACKSON	CNSP	SSD	2025	SRA(d)	6/2/2025	10/3/2025	124
DDG	73	USS DECATUR	CNSP	SSD	2025	SIA	6/4/2025	7/30/2025	57
LPD	23	USS ANCHORAGE	CNSP	SSD	2025	SRA2-1	6/23/2025	2/6/2026	229
LHD	6	USS BONHOMME RICHARD	CNSP	SSD	2025	PMA4-2	7/14/2025	4/3/2026	264
DDG	83	USS HOWARD	CNSP	SSD	2025	SRA3-3	8/13/2025	12/10/2025	120
LCS	18	USS CHARLESTON	CNSP	SSD	2025	SRA	9/8/2025	1/9/2026	124
LSD	45	USS COMSTOCK	CNSP	SSD	2025	SIA	9/9/2025	11/4/2025	57
DDG	63	USS STETHEM	CNSP	SSD	2025	DSRA4	9/15/2025	4/17/2026	215
DDG	123	USS LENAH H SUTCLIFFE HIGBEE	CNSP	SSD	2025	SRA1-1	9/29/2025	1/30/2026	124

FY Total Man-Days Estimate **1,898,715**

"Intent of this information is to provide U.S. DoD industry contractors a general schedule for information and planning purposes for upcoming surface ship maintenance periods- It does not constitute any request for information or request for proposals or any commitment to contract for work in accordance with this plan. This information is to assist U.S. DoD industry contractors by providing a broad overview of frequently changing (driven by U.S. Navy operations) maintenance schedules and is not a guarantee of workload or exact ship schedules"

"Distribution Statement A: Approved for Public Release; Distribution is unlimited."

SWRMC Private Sector
Workload Forecast with MOD estimates (no AIT) FY26
Industry Forecast - as of 01 DEC 2018

CG / LSD Modernization | Coast Wide Bid (Duration > 10 Months) | DDG 1000 Ship

FY26

Class	Hull	Ship Name	TYCOM	NSA	Fiscal Year	Assigned Avail Number	Start Date	End Date	Duration
CVN	76	USS RONALD REAGAN	CNAP	SSD	2026	CIA	3/14/2026	4/27/2026	45
CVN	71	USS THEODORE ROOSEVELT	CNAP	SSD	2026	CIA	5/30/2026	7/13/2026	45
CVN	70	USS CARL VINSON	CNAP	SSD	2026	CIA	8/14/2026	9/28/2026	46
DDG	108	USS WAYNE E. MEYER	CNSP	SSD	2026	SRA2-2	10/13/2025	1/8/2027	453
DDG	91	USS PINCKNEY	CNSP	SSD	2026	SRA3-1	10/22/2025	6/17/2026	239
DDG	104	USS STERETT	CNSP	SSD	2026	SRA2-2	10/27/2025	1/22/2027	453
DDG	106	USS STOCKDALE	CNSP	SSD	2026	DMP	10/27/2025	3/20/2026	145
LSD	42	USS GERMANTOWN	SEA 21	SSD	2026	MODPROD	11/3/2025	6/28/2027	603
DDG	90	USS CHAFEE	CNSP	SSD	2026	SRA3-1	11/10/2025	2/27/2026	110
LCS	20	USS CINCINNATI	CNSP	SSD	2026	DSRA	1/5/2026	5/8/2026	124
LCS	28	USS SAVANNAH	CNSP	SSD	2026	DSRA	1/5/2026	7/3/2026	180
DDG	73	USS DECATUR	CNSP	SSD	2026	SIA	1/7/2026	9/23/2026	260
LPD	18	USS NEW ORLEANS	CNSP	SSD	2026	SIA	1/7/2026	3/4/2026	57
DDG	62	USS FITZGERALD	CNSP	SSD	2026	SRA4-2	2/9/2026	7/17/2026	159
CG	70	USS LAKE ERIE	CNSP	SSD	2026	SIA	2/11/2026	4/8/2026	57
LHA	7	USS TRIPOLI	CNSP	SSD	2026	SRA1-2	2/11/2026	6/10/2026	120
CG	65	USS CHOSIN	CNSP	SSD	2026	SRA4-2	2/16/2026	6/19/2026	124
LCS	1	USS FREEDOM	CNSP	SSD	2026	DSRA2	2/16/2026	8/14/2026	180
LSD	41	USS WHIDBEY ISLAND	CNSP	SSD	2026	SRA3-1	3/2/2026	6/19/2026	110
DDG	1002	USS LYNDON B. JOHNSON	CNSP	SSD	2026	DSRA	3/23/2026	11/20/2026	243
LPD	26	USS JOHN P MURTHA	CNSP	SSD	2026	DSRA1	4/6/2026	3/25/2027	354
LHD	4	USS BOXER	CNSP	SSD	2026	PMA4-2	4/13/2026	11/13/2026	215
DDG	115	USS RAFAEL PERALTA	CNSP	SSD	2026	SRA1-3	5/6/2026	7/1/2026	57
LCS	8	USS MONTGOMERY	CNSP	SSD	2026	SRA	5/11/2026	9/11/2026	124
LCS	22	USS KANSAS CITY	CNSP	SSD	2026	DSRA	5/11/2026	9/11/2026	124
DDG	111	USS SPRUANCE	CNSP	SSD	2026	SRA2-2	6/1/2026	9/25/2026	117
DDG	1000	USS ZUMWALT	CNSP	SSD	2026	SRA	6/1/2026	11/6/2026	159
DDG	76	USS HIGGINS	CNSP	SSD	2026	SIA	6/3/2026	7/29/2026	57
DDG	125	USS JACK H LUCAS	CNSP	SSD	2026	SRA1-1	6/29/2026	10/23/2026	117
LCS	3	USS FORT WORTH	CNSP	SSD	2026	SRA(d)	6/29/2026	10/30/2026	124
DDG	113	USS JOHN FINN	CNSP	SSD	2026	SIA	7/1/2026	8/26/2026	57
DDG	83	USS HOWARD	CNSP	SSD	2026	SIA	7/8/2026	9/2/2026	57
LSD	45	USS COMSTOCK	CNSP	SSD	2026	SRA4-2	8/27/2026	12/17/2027	478
CG	73	USS PORT ROYAL	CNSP	SSD	2026	SRA4-1	9/28/2026	1/29/2027	124

FY Total Man-Days Estimate 1,917,310

"Intent of this information is to provide U.S. DoD industry contractors a general schedule for information and planning purposes for upcoming surface ship maintenance periods- it does not constitute any request for information or request for proposals or any commitment to contract for work in accordance with this plan. This information is to assist U.S. DoD industry contractors by providing a broad overview of frequently changing (driven by U.S. Navy operations) maintenance schedules and is not a guarantee of workload or exact ship schedules"

"Distribution Statement A: Approved for Public Release; Distribution is unlimited."

SERMC Private Sector
Workload Forecast with MOD estimates (no AIT) FY19 - FY22
Industry Forecast - as of 01 DEC 2018

Workload Color Legend: CM, O Level, CG, DDG, FF, LCS, LHD, LPD, LSD, PC, CG / LSD Modernization Program, Coast-Wide Contracting Strategy (CWB), CG / LSD Mod Program (CWB)

Green Dash Line 3-Year Historical Workload Average = 1,083 RPD — Black Dash Line: RMC Provided Surge Capacity= 1,500 RPD — 01NOV2018 WORKLOAD

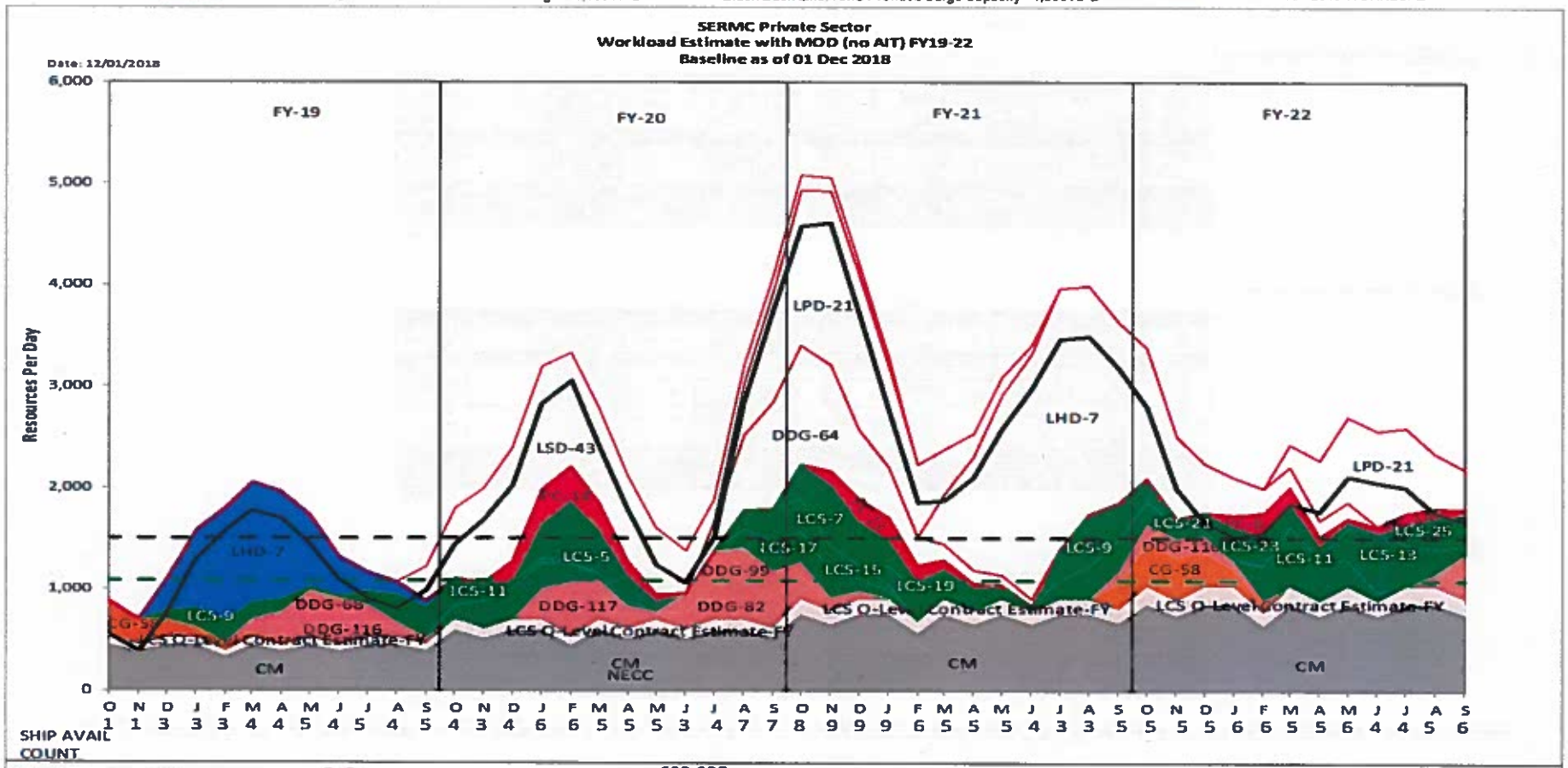

	FY19	FY20	FY21	FY22
Total FY Man-Days	348,924	623,625	892,122	612,292
Average FY Man-Days	1,385	2,480	3,574	2,445

"Intent of this information is to provide U.S. DoD industry contractors a general schedule for information and planning purposes for upcoming surface ship maintenance periods- It does not constitute any request for information or request for proposals or any commitment to contract for work in accordance with this plan. This information is to assist U.S. DoD industry contractors by providing a broad overview of frequently changing (driven by U.S. Navy operations) maintenance schedules and is not a guarantee of workload or exact ship schedules"

"Distribution Statement A: Approved for Public Release; Distribution is unlimited."

SERMC Private Sector
Workload Forecast with MOD estimates (no AIT) FY19 - FY22
Industry Forecast - as of 01 DEC 2018

CG / LSD Modernization Coast Wide Bid (Duration > 10 Months)

FY19

Class	Hull	Ship Name	TYCOM	NSA	Fiscal Year	Assigned Avail Number	Start Date	End Date	Duration
LCS	9	USS LITTLE ROCK	CNSL	SJACK	2019	PSA	12/10/2018	7/13/2019	216
LHD	7	USS IWO JIMA	CNSL	SJACK	2019	PMA2-2	12/27/2018	9/20/2019	268
DDG	68	USS THE SULLIVANS	CNSL	SJACK	2019	SRA3-2	3/4/2019	10/25/2019	236
DDG	116	USS THOMAS HUDNER	CNSL	SJACK	2019	PSA	5/28/2019	9/17/2019	113
LCS	13	USS WICHITA	CNSL	SJACK	2019	PSA	7/29/2019	2/23/2020	210
LSD	43	USS FORT MCHENRY	CNSL	SJACK	2019	DSRA3	9/23/2019	1/8/2021	474

FY Total Man-Days Estimate 548,924

FY20

Class	Hull	Ship Name	TYCOM	NSA	Fiscal Year	Assigned Avail Number	Start Date	End Date	Duration
LCS	11	USS SIOUX CITY	CNSL	SJACK	2020	PSA	10/14/2019	5/17/2020	217
PC	14	USS TORNADO	CNSL	SJACK	2020	DSRA5	12/2/2019	5/8/2020	159
LCS	5	USS MILWAUKEE	CNSL	SJACK	2020	SRA1	1/6/2020	5/8/2020	124
DDG	117	USS PAUL IGNATIUS	CNSL	SJACK	2020	PSA	1/27/2020	5/15/2020	110
DDG	99	USS FARRAGUT	CNSL	SJACK	2020	SRA2-1	6/1/2020	12/4/2020	187
DDG	82	USS LASSEN	CNSL	SJACK	2020	SRA3-1	6/8/2020	2/5/2021	243
DDG	64	USS CARNEY	CNSL	SJACK	2020	EDSRA	7/13/2020	6/18/2021	341
LCS	15	USS BILLINGS	CNSL	SJACK	2020	PSA	8/1/2020	1/31/2021	184
LCS	17	USS INDIANAPOLIS	CNSL	SJACK	2020	PSA	8/3/2020	1/24/2021	175
LPD	21	USS NEW YORK	CNSL	SJACK	2020	DSRA1	8/3/2020	6/18/2021	320

FY Total Man-Days Estimate 623,625

FY21

Class	Hull	Ship Name	TYCOM	NSA	Fiscal Year	Assigned Avail Number	Start Date	End Date	Duration
LCS	7	USS DETROIT	CNSL	SJACK	2021	SRA1	10/12/2020	2/12/2021	124
PC	13	USS SHAMAL	CNSL	SJACK	2021	DSRA8	11/9/2020	5/14/2021	187
LCS	19	USS ST LOUIS	CNSL	SJACK	2021	PSA	1/11/2021	6/27/2021	168
LHD	7	USS IWO JIMA	CNSL	SJACK	2021	DPMA-2	3/15/2021	5/13/2022	425
LCS	9	USS LITTLE ROCK	CNSL	SJACK	2021	SRA1	7/6/2021	11/5/2021	123
LCS	21	USS MINNEAPOLIS ST PAUL	CNSL	SJACK	2021	PSA	7/26/2021	1/9/2022	168
DDG	116	USS THOMAS HUDNER	CNSL	SJACK	2021	SRA1-1	9/20/2021	2/18/2022	152
CG	58	USS PHILIPPINE SEA	CNSL	SJACK	2021	SRA4-1	9/27/2021	2/4/2022	131

FY Total Man-Days Estimate 892,122

FY22

Class	Hull	Ship Name	TYCOM	NSA	Fiscal Year	Assigned Avail Number	Start Date	End Date	Duration
LCS	23	USS COOPERSTOWN	CNSL	SJACK	2022	PSA	12/1/2021	5/31/2022	182
PC	8	USS ZEPHYR	CNSL	SJACK	2022	DSRA8	1/10/2022	5/13/2022	124
LCS	11	USS SIOUX CITY	CNSL	SJACK	2022	SRA1	2/21/2022	6/24/2022	124
LPD	21	USS NEW YORK	CNSL	SJACK	2022	SRA2-1	3/7/2022	2/8/2023	344
LCS	13	USS WICHITA	CNSL	SJACK	2022	SRA1	5/23/2022	9/23/2022	124
PC	14	USS TORNADO	CNSL	SJACK	2022	DSRA6	6/27/2022	10/28/2022	124
LCS	25	USS MARINETTE	CNSL	SJACK	2022	PSA	7/25/2022	1/8/2023	168
DDG	117	USS PAUL IGNATIUS	CNSL	SJACK	2022	SRA1-1	8/29/2022	1/20/2023	145
DDG	68	USS THE SULLIVANS	CNSL	SJACK	2022	DSRA3	9/12/2022	6/9/2023	271

FY Total Man-Days Estimate 612,292

"Intent of this information is to provide U.S. DoD industry contractors a general schedule for information and planning purposes for upcoming surface ship maintenance periods- it does not constitute any request for information or request for proposals or any commitment to contract for work in accordance with this plan. This information is to assist U.S. DoD industry contractors by providing a broad overview of frequently changing (driven by U.S. Navy operations) maintenance schedules and is not a guarantee of workload or exact ship schedules"

"Distribution Statement A: Approved for Public Release; Distribution is unlimited."

SERMC Private Sector
Workload Forecast with MOD estimates (no AIT) FY23 - FY26
Industry Forecast - as of 01 DEC 2018

Workload Color Legend: CM | O Level | CG | DDG | FF | LCS | LHD | LPD | LSD | PC | CG / LSD Modernization Program | Coast-Wide Contracting Strategy (CWB) | CG / LSD Mod Program (CWB)

Green Dash Line 3-Year Historical Workload Average = 1,083 RPD — Black Dash Line: Black Dash Line: RMC Provided Surge Capacity = 1,500 RPD — 01NOV2018 WORKLOAD

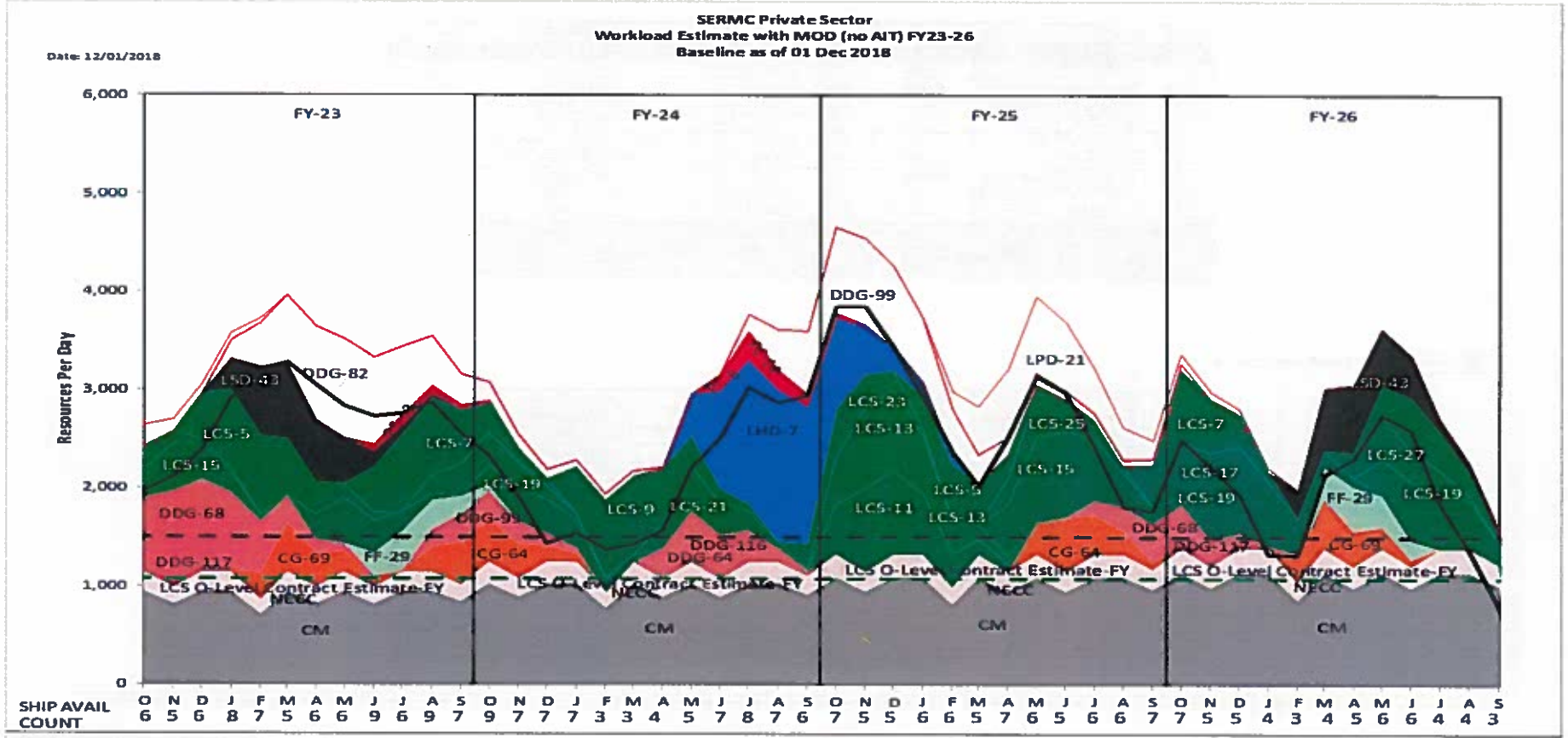

Total FY Man-Days	841,638	700,512	879,841	689,978
Average FY Man-Days	3,358	2,789	3,514	2,749

"Intent of this information is to provide U.S. DoD industry contractors a general schedule for information and planning purposes for upcoming surface ship maintenance periods- it does not constitute any request for information or request for proposals or any commitment to contract for work in accordance with this plan. This information is to assist U.S. DoD industry contractors by providing a broad overview of frequently changing (driven by U.S. Navy operations) maintenance schedules and is not a guarantee of workload or exact ship schedules"

"Distribution Statement A: Approved for Public Release; Distribution is unlimited."

SERMC Private Sector
Workload Forecast with MOD estimates (no AIT) FY23 - FY24
Industry Forecast - as of 01 DEC 2018

CG / LSD Modernization Coast Wide Bid (Duration > 10 Months)

FY23

Class	Hull	Ship Name	TYCOM	NSA	Fiscal Year	Assigned Avail Number	Start Date	End Date	Duration
LCS	15	USS BILLINGS	CNSL	SJACK	2023	SRA1	10/24/2022	2/24/2023	124
LCS	5	USS MILWAUKEE	CNSL	SJACK	2023	DSRA1	12/5/2022	6/2/2023	180
DDG	82	USS LASSEN	CNSL	SJACK	2023	DMP	1/9/2023	3/29/2024	446
LSD	43	USS FORT MCHENRY	CNSL	SJACK	2023	SRA4-1	1/9/2023	8/11/2023	215
CG	69	USS VICKSBURG	CNSL	SJACK	2023	SRA4-1	2/13/2023	6/23/2023	131
LCS	17	USS INDIANAPOLIS	CNSL	SJACK	2023	SRA1	4/24/2023	8/25/2023	124
FF	29	USS NO NAME	CNSL	SJACK	2023	PSA	6/19/2023	10/6/2023	110
LCS	7	USS DETROIT	CNSL	SJACK	2023	DSRA1	6/19/2023	12/15/2023	180
PC	13	USS SHAMAL	CNSL	SJACK	2023	DSRA9	6/26/2023	10/27/2023	124
LCS	27	USS NANTUCKET	CNSL	SJACK	2023	PSA	8/1/2023	1/31/2024	184
CG	64	USS GETTYSBURG	CNSL	SJACK	2023	SRA4-1	8/21/2023	1/26/2024	159
DDG	99	USS FARRAGUT	CNSL	SJACK	2023	SRA2-2	8/28/2023	1/12/2024	138

FY Total Man-Days Estimate **841,638**

FY24

Class	Hull	Ship Name	TYCOM	NSA	Fiscal Year	Assigned Avail Number	Start Date	End Date	Duration
CG	66	USS HUE CITY	CNSL	SJACK	2024	REINT	10/2/2023	1/26/2024	117
LCS	19	USS ST LOUIS	CNSL	SJACK	2024	SRA1	10/30/2023	3/1/2024	124
LCS	9	USS LITTLE ROCK	CNSL	SJACK	2024	DSRA1	1/15/2024	7/12/2024	180
DDG	116	USS THOMAS HUDNER	CNSL	SJACK	2024	SRA1-2	4/8/2024	8/16/2024	131
LCS	21	USS MINNEAPOLIS ST PAUL	CNSL	SJACK	2024	SRA1	4/8/2024	8/9/2024	124
DDG	64	USS CARNEY	CNSL	SJACK	2024	SRA3-1	4/22/2024	9/6/2024	138
LHD	7	USS IWO JIMA	CNSL	SJACK	2024	PMA3-1	5/20/2024	2/7/2025	264
PC	8	USS ZEPHYR	CNSL	SJACK	2024	DSRA9	6/24/2024	10/25/2024	124
PC	14	USS TORNADO	CNSL	SJACK	2024	DSRA7	6/24/2024	10/25/2024	124
DDG	99	USS FARRAGUT	CNSL	SJACK	2024	DMP	7/29/2024	10/24/2025	453
LCS	23	USS COOPERSTOWN	CNSL	SJACK	2024	SRA1	9/23/2024	1/24/2025	124

FY Total Man-Days Estimate **700,512**

"Intent of this information is to provide U.S. DoD industry contractors a general schedule for information and planning purposes for upcoming surface ship maintenance periods- It does not constitute any request for information or request for proposals or any commitment to contract for work in accordance with this plan. This information is to assist U.S. DoD industry contractors by providing a broad overview of frequently changing (driven by U.S. Navy operations) maintenance schedules and is not a guarantee of workload or exact ship schedules"

"Distribution Statement A: Approved for Public Release; Distribution is unlimited."

SERMC Private Sector
Workload Forecast with MOD estimates (no AIT) FY25 - FY26
Industry Forecast - as of 01 DEC 2018

CG / LSD Modernization Coast Wide Bid (Duration > 10 Months)

FY25

Class	Hull	Ship Name	TYCOM	NSA	Fiscal Year	Assigned Avail Number	Start Date	End Date	Duration
LCS	13	USS WICHITA	CNSL	SJACK	2025	DSRA1	10/28/2024	4/25/2025	180
LCS	11	USS SIOUX CITY	CNSL	SJACK	2025	DSRA1	10/28/2024	4/25/2025	180
LCS	5	USS MILWAUKEE	CNSP	SJACK	2025	SRA	1/6/2025	5/9/2025	124
LPD	21	USS NEW YORK	CNSL	SJACK	2025	PMA2-1	2/24/2025	1/9/2026	320
LCS	25	USS MARINETTE	CNSL	SJACK	2025	SRA1	4/7/2025	8/8/2025	124
LCS	15	USS BILLINGS	CNSL	SJACK	2025	DSRA1	4/28/2025	10/24/2025	180
CG	64	USS GETTYSBURG	CNSL	SJACK	2025	SRA4-2	5/12/2025	9/19/2025	131
DDG	68	USS THE SULLIVANS	CNSL	SJACK	2025	SRA	7/28/2025	12/5/2025	131
DDG	117	USS PAUL IGNATIUS	CNSL	SJACK	2025	SRA1-2	9/8/2025	1/23/2026	138
LCS	7	USS DETROIT	CNSL	SJACK	2025	SRA2	9/15/2025	1/16/2026	124

FY Total Man-Days Estimate **879,841**

FY26

Class	Hull	Ship Name	TYCOM	NSA	Fiscal Year	Assigned Avail Number	Start Date	End Date	Duration
LCS	17	USS INDIANAPOLIS	CNSL	SJACK	2026	DSRA1	10/27/2025	4/24/2026	180
CG	69	USS VICKSBURG	CNSL	SJACK	2026	SRA4-2	2/2/2026	6/12/2026	131
LSD	43	USS FORT MCHENRY	CNSL	SJACK	2026	SRA4-2	2/2/2026	9/4/2026	215
FF	29	USS NO NAME	CNSL	SJACK	2026	SRA	3/9/2026	6/5/2026	89
LCS	27	USS NANTUCKET	CNSL	SJACK	2026	SRA1	4/13/2026	8/14/2026	124
LCS	19	USS ST LOUIS	CNSL	SJACK	2026	DSRA	5/4/2026	10/30/2026	180
LCS	9	USS LITTLE ROCK	CNSL	SJACK	2026	DSRA	5/25/2026	9/25/2026	124

FY Total Man-Days Estimate **689,978**

"Intent of this information is to provide U.S. DoD industry contractors a general schedule for information and planning purposes for upcoming surface ship maintenance periods- It does not constitute any request for information or request for proposals or any commitment to contract for work in accordance with this plan. This information is to assist U.S. DoD industry contractors by providing a broad overview of frequently changing (driven by U.S. Navy operations) maintenance schedules and is not a guarantee of workload or exact ship schedules"

"Distribution Statement A: Approved for Public Release; Distribution is unlimited."

NWRMC Private Sector
Workload Forecast with MOD estimates (no AIT) FY19 - FY22
Industry Forecast - as of 01 DEC 2018

Workload Color Legend: CM | Small Craft | S/Y Contracting | CVN | DDG | Coast-Wide Contracting Strategy (CWB)

Green Dash Line 3-Year Historical Workload Average = 1,275 RPD | Black Dash Line: RMC Provided Surge Capacity = 2,050 RPD | 01NOV2018 WORKLOAD

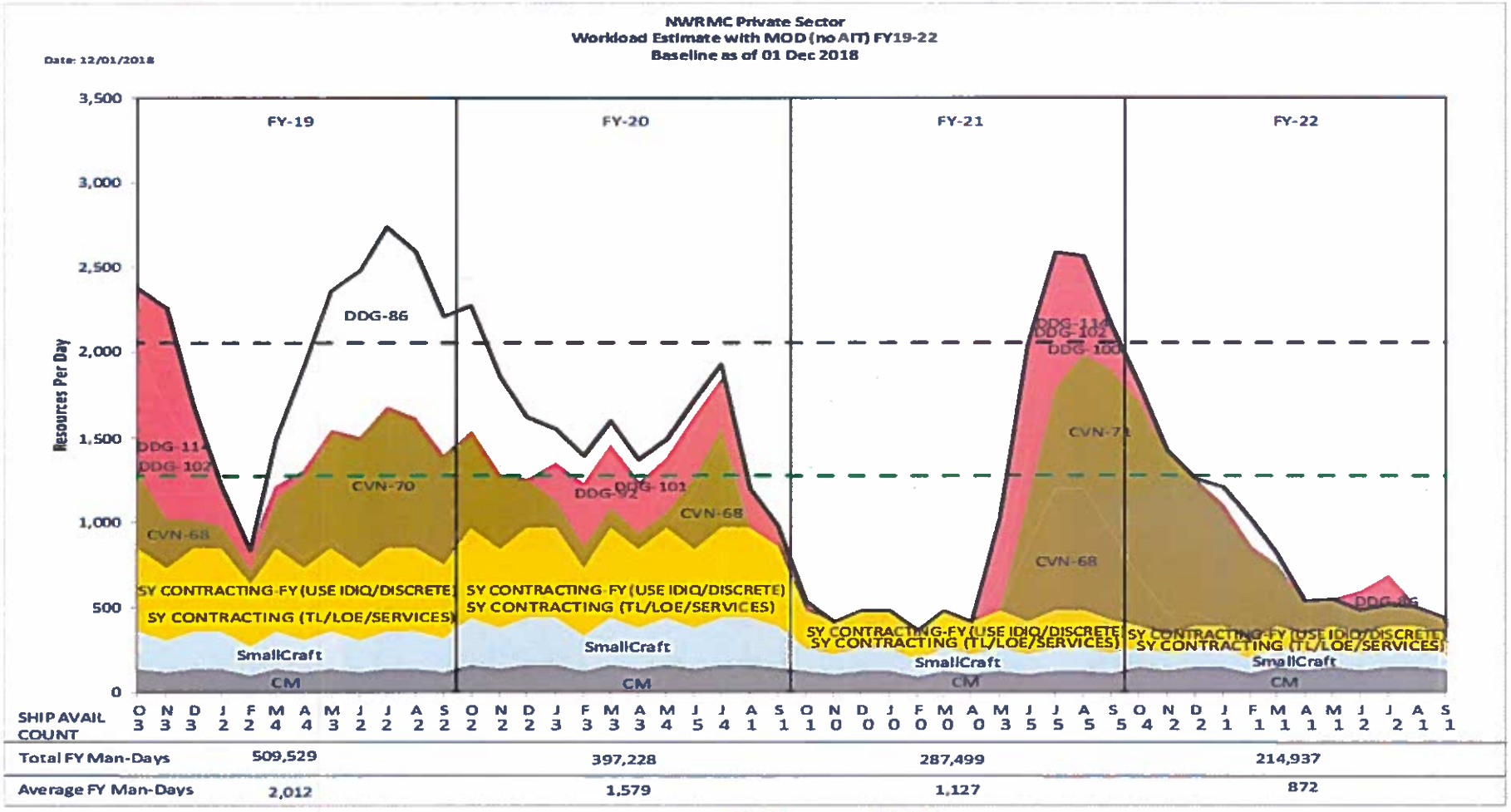

Total FY Man-Days	509,529	397,228	287,499	214,937
Average FY Man-Days	2,012	1,579	1,127	872

"Intent of this information is to provide U.S. DoD industry contractors a general schedule for information and planning purposes for upcoming surface ship maintenance periods- It does not constitute any request for information or request for proposals or any commitment to contract for work in accordance with this plan. This information is to assist U.S. DoD industry contractors by providing a broad overview of frequently changing (driven by U.S. Navy operations) maintenance schedules and is not a guarantee of workload or exact ship schedules"

"Distribution Statement A: Approved for Public Release; Distribution is unlimited."

NWRMC Private Sector
Workload Forecast with MOD estimates (no AIT) FY19 - FY22
Industry Forecast - as of 01 DEC 2018

CG / LSD Modernization Coast Wide Bid (Duration > 10 Months)

FY19

Class	Hull	Ship Name	TYCOM	NSA	Fiscal Year	Assigned Avail Number	Start Date	End Date	Duration
CVN	70	USS CARL VINSON	CNAP	SPUGT	2019	DPIA3	3/1/2019	7/1/2020	489
DDG	114	USS RALPH JOHNSON	CNSP	SPUGT	2019	PSA	10/22/2018	12/17/2018	57
DDG	86	USS SHOUP	CNSP	SPUGT	2019	DMP	3/4/2019	7/6/2020	491

FY Total Man-Days Estimate 509,529

FY20

Class	Hull	Ship Name	TYCOM	NSA	Fiscal Year	Assigned Avail Number	Start Date	End Date	Duration
CVN	68	USS NIMITZ	CNAP	SPUGT	2020	CIA	6/9/2020	7/24/2020	46
DDG	92	USS MOMSEN	CNSP	SPUGT	2020	SRA2-2	1/6/2020	6/19/2020	166
DDG	101	USS GRIDLEY	CNSP	SPUGT	2020	SRA2-1	5/4/2020	10/16/2020	166

FY Total Man-Days Estimate 397,228

FY21

Class	Hull	Ship Name	TYCOM	NSA	Fiscal Year	Assigned Avail Number	Start Date	End Date	Duration
CVN	68	USS NIMITZ	CNAP	SPUGT	2021	PIA3	6/1/2021	12/2/2021	185
CVN	71	USS THEODORE ROOSEVELT	CNAP	SPUGT	2021	DPIA3	6/13/2021	10/14/2022	489
DDG	102	USS SAMPSON	CNSP	SPUGT	2021	SRA2-1	5/10/2021	9/24/2021	138
DDG	114	USS RALPH JOHNSON	CNSP	SPUGT	2021	SRA1-1	5/24/2021	10/22/2021	152
DDG	100	USS KIDD	CNSP	SPUGT	2021	SRA2-1	5/24/2021	10/22/2021	152

FY Total Man-Days Estimate 287,499

FY22

Class	Hull	Ship Name	TYCOM	NSA	Fiscal Year	Assigned Avail Number	Start Date	End Date	Duration
DDG	86	USS SHOUP	CNSP	SPUGT	2022	SIA	6/1/2022	7/27/2022	57

FY Total Man-Days Estimate 214,937

"Intent of this information is to provide U.S. DoD industry contractors a general schedule for information and planning purposes for upcoming surface ship maintenance periods- It does not constitute any request for information or request for proposals or any commitment to contract for work in accordance with this plan. This information is to assist U.S. DoD industry contractors by providing a broad overview of frequently changing (driven by U.S. Navy operations) maintenance schedules and is not a guarantee of workload or exact ship schedules"

"Distribution Statement A: Approved for Public Release; Distribution is unlimited."

NWRMC Private Sector
Workload Forecast with MOD estimates (no AIT) FY23 - FY26
Industry Forecast - as of 01 DEC 2018

Workload Color Legend: CM | Small Craft | S/Y Contracting | CVN | DDG | Coast-Wide Contracting Strategy (CWB)

Green Dash Line 3-Year Historical Workload Average = 1,275 RPD — Black Dash Line: Black Dash Line: RMC Provided Surge Capacity = 2,050 RPD — 01NOV2018 WORKLOAD

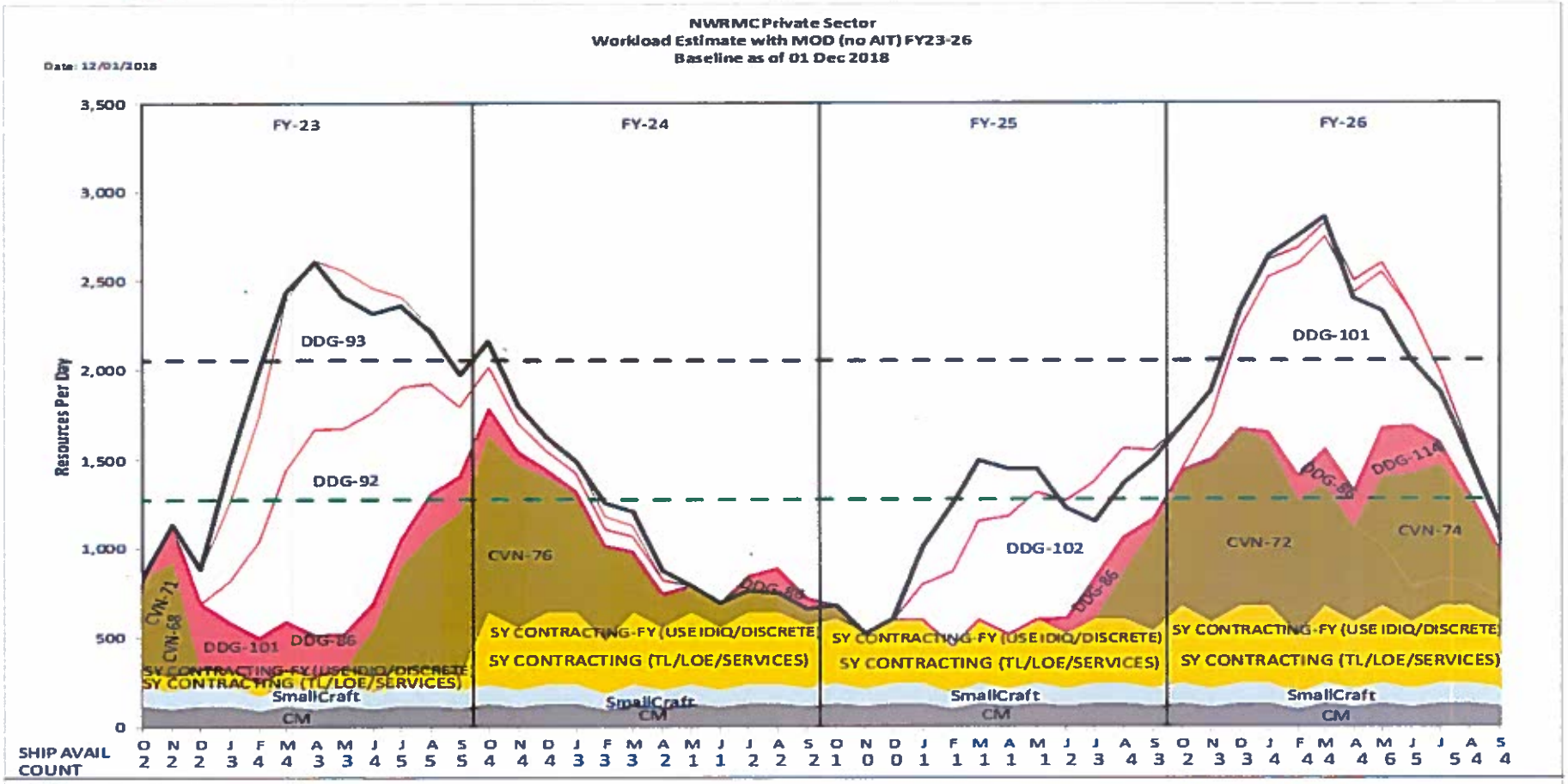

	FY23	FY24	FY25	FY26
Total FY Man-Days	472,835	290,377	270,819	544,728
Average FY Man-Days	1,872	1,173	1,069	2,173

"Intent of this information is to provide U.S. DoD industry contractors a general schedule for information and planning purposes for upcoming surface ship maintenance periods- It does not constitute any request for information or request for proposals or any commitment to contract for work in accordance with this plan. This information is to assist U.S. DoD industry contractors by providing a broad overview of frequently changing (driven by U.S. Navy operations) maintenance schedules and is not a guarantee of workload or exact ship schedules"

"Distribution Statement A: Approved for Public Release; Distribution is unlimited."

NWRMC Private Sector
Workload Forecast with MOD estimates (no AIT) FY23 - FY26
Industry Forecast - as of 01 DEC 2018

CG / LSD Modernization Coast Wide Bid (Duration > 10 Months)

FY23

Class	Hull	Ship Name	TYCOM	NSA	Fiscal Year	Assigned Avail Number	Start Date	End Date	Duration
CVN	68	USS NIMITZ	CNAP	SPUGT	2023	CIA	10/15/2022	11/28/2022	45
CVN	76	USS RONALD REAGAN	CNAP	SPUGT	2023	DPIA3& IDIQ	6/16/2023	10/14/2024	487
DDG	101	USS GRIDLEY	CNSP	SPUGT	2023	SRA2-2	11/7/2022	3/3/2023	117
DDG	93	USS CHUNG HOON	CNSP	SPUGT	2023	DMP	12/5/2022	3/15/2024	467
DDG	92	USS MOMSEN	CNSP	SPUGT	2023	DMP	1/9/2023	4/17/2024	460
DDG	86	USS SHOUP	CNSP	SPUGT	2023	SRA3-1	2/8/2023	9/20/2023	225
DDG	114	USS RALPH JOHNSON	CNSP	SPUGT	2023	SRA1-2	7/31/2023	12/15/2023	138

FY Total Man-Days Estimate 472,835

FY24

Class	Hull	Ship Name	TYCOM	NSA	Fiscal Year	Assigned Avail Number	Start Date	End Date	Duration
DDG	86	USS SHOUP	CNSP	SPUGT	2024	SIA	7/24/2024	9/18/2024	57

FY Total Man-Days Estimate 290,377

FY25

Class	Hull	Ship Name	TYCOM	NSA	Fiscal Year	Assigned Avail Number	Start Date	End Date	Duration
CVN	72	USS ABRAHAM LINCOLN	CNAP	SPUGT	2025	DPIA3	8/1/2025	12/2/2026	489
DDG	102	USS SAMPSON	CNSP	SPUGT	2025	DMP	1/6/2025	5/29/2026	509
DDG	86	USS SHOUP	CNSP	SPUGT	2025	SIA	6/11/2025	8/6/2025	57
DDG	114	USS RALPH JOHNSON	CNSP	SPUGT	2025	SIA	7/23/2025	9/17/2025	57

FY Total Man-Days Estimate 270,819

FY26

Class	Hull	Ship Name	TYCOM	NSA	Fiscal Year	Assigned Avail Number	Start Date	End Date	Duration
CVN	74	USS JOHN C. STENNIS	CNAP	SPUGT	2026	FY26 PIA2	5/7/2026	11/6/2026	184
DDG	101	USS GRIDLEY	CNSP	SPUGT	2026	DMP	11/17/2025	2/12/2027	453
DDG	86	USS SHOUP	CNSP	SPUGT	2026	SRA3-2	1/21/2026	10/7/2026	260
DDG	114	USS RALPH JOHNSON	CNSP	SPUGT	2026	SIA	5/13/2026	7/8/2026	57

FY Total Man-Days Estimate 544,728

"Intent of this information is to provide U.S. DoD industry contractors a general schedule for information and planning purposes for upcoming surface ship maintenance periods- It does not constitute any request for information or request for proposals or any commitment to contract for work in accordance with this plan. This information is to assist U.S. DoD industry contractors by providing a broad overview of frequently changing (driven by U.S. Navy operations) maintenance schedules and is not a guarantee of workload or exact ship schedules"

"Distribution Statement A: Approved for Public Release; Distribution is unlimited."

HRMC Private Sector
Workload Forecast with MOD estimates (no AIT) FY19 - FY22
Industry Forecast - as of 01 DEC 2018

Workload Color Legend: CM CG DDG

Green Dash Line: 3-Year Historical Workload Average = 545 RPD — Black Dash Line: 135% of the 3-Year Historical Average = 736 RPD — 01NOV2018 WORKLOAD

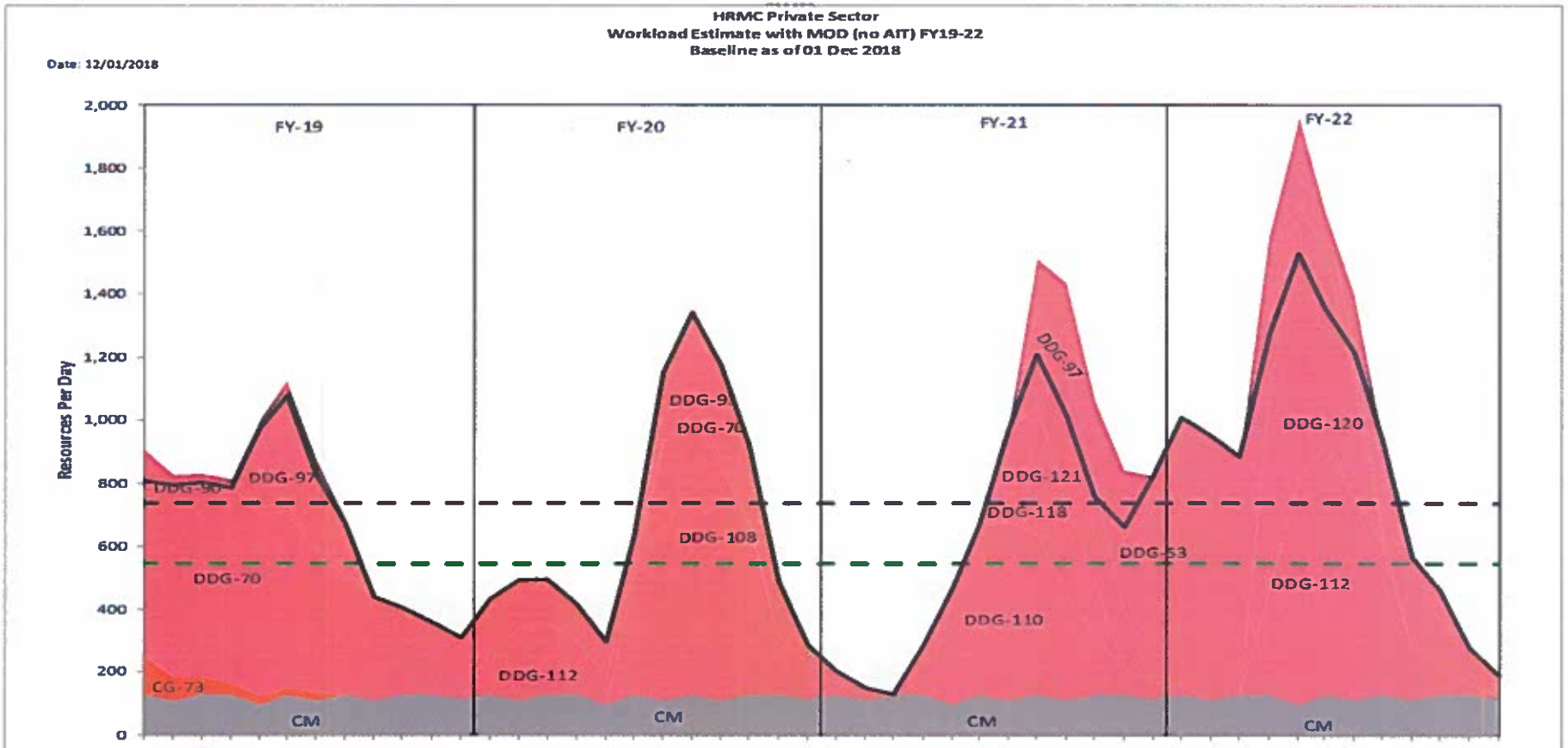

	FY19	FY20	FY21	FY22
Total FY Man-Days	179,483	173,071	180,973	243,665
Average FY Man-Days	715	677	711	989

"Intent of this information is to provide U.S. DoD industry contractors a general schedule for information and planning purposes for upcoming surface ship maintenance periods- It does not constitute any request for information or request for proposals or any commitment to contract for work in accordance with this plan. This information is to assist U.S. DoD industry contractors by providing a broad overview of frequently changing (driven by U.S. Navy operations) maintenance schedules and is not a guarantee of workload or exact ship schedules"

"Distribution Statement A: Approved for Public Release; Distribution is unlimited."

HRMC Private Sector
Workload Forecast with MOD estimates (no AIT) FY19 - FY22
Industry Forecast - as of 01 DEC 2018

CG / LSD Modernization Coast Wide Bid (Duration > 10 Months)

FY19

Class	Hull	Ship Name	TYCOM	NSA	Fiscal Year	Assigned Avail Number	Start Date	End Date	Duration
DDG	97	USS HALSEY	CNSP	SSDPH	2019	SIA	2/18/2019	5/24/2019	96

FY Total Man-Days Estimate **179,483**

FY20

Class	Hull	Ship Name	TYCOM	NSA	Fiscal Year	Assigned Avail Number	Start Date	End Date	Duration
DDG	112	USS MICHAEL MURPHY	CNSP	SSDPH	2020	SRA1-2	10/14/2019	4/10/2020	180
DDG	108	USS WAYNE E. MEYER	CNSP	SSDPH	2020	DSRA1	3/17/2020	11/20/2020	249
DDG	93	USS CHUNG-HOON	CNSP	SSDPH	2020	SRA2-2	4/6/2020	11/20/2020	229

FY Total Man-Days Estimate **173,071**

FY21

Class	Hull	Ship Name	TYCOM	NSA	Fiscal Year	Assigned Avail Number	Start Date	End Date	Duration
DDG	110	USS WILLIAM P. LAWRENCE	CNSP	SSDPH	2021	DSRA1	1/11/2021	10/15/2021	278
DDG	118	USS DANIEL INOUYE	CNSP	SSDPH	2021	PSA	4/5/2021	7/23/2021	110
DDG	121	USS FRANK E PETERSEN JR	CNSP	SSDPH	2021	PSA	5/3/2021	8/23/2021	113
DDG	97	USS HALSEY	CNSP	SSDPH	2021	SRA2-2	5/17/2021	10/22/2021	159
DDG	53	USS JOHN PAUL JONES	CNSP	SSDPH	2021	DSRA3	8/9/2021	5/13/2022	278
DDG	120	USS CARL M. LEVIN	CNSP	SSDPH	2021	PSA	1/18/2022	4/26/2022	99

FY Total Man-Days Estimate **180,973**

FY22

Class	Hull	Ship Name	TYCOM	NSA	Fiscal Year	Assigned Avail Number	Start Date	End Date	Duration
DDG	112	USS MICHAEL MURPHY	CNSP	SSDPH	2022	DSRA1	1/10/2022	9/30/2022	264
DDG	120	USS CARL M. LEVIN	CNSP	SSDPH	2022	PSA	1/18/2022	4/26/2022	99
DDG	70	USS HOPPER	CNSP	SSDPH	2022	SRA3-1	4/11/2022	9/23/2022	166

FY Total Man-Days Estimate **243,665**

"Intent of this information is to provide U.S. DoD industry contractors a general schedule for information and planning purposes for upcoming surface ship maintenance periods- It does not constitute any request for information or request for proposals or any commitment to contract for work in accordance with this plan. This information is to assist U.S. DoD industry contractors by providing a broad overview of frequently changing (driven by U.S. Navy operations) maintenance schedules and is not a guarantee of workload or exact ship schedules"

"Distribution Statement A: Approved for Public Release; Distribution is unlimited."

HRMC Private Sector
Workload Forecast with MOD estimates (no AIT) FY23 - FY26
Industry Forecast - as of 01 DEC 2018

Workload Color Legend: CM CG DDG

Green Dash Line: 3-Year Historical Workload Average = 545 RPD

Black Dash Line: 135% of the 3-Year Historical Average = 736 RPD

01NOV2018 WORKLOAD

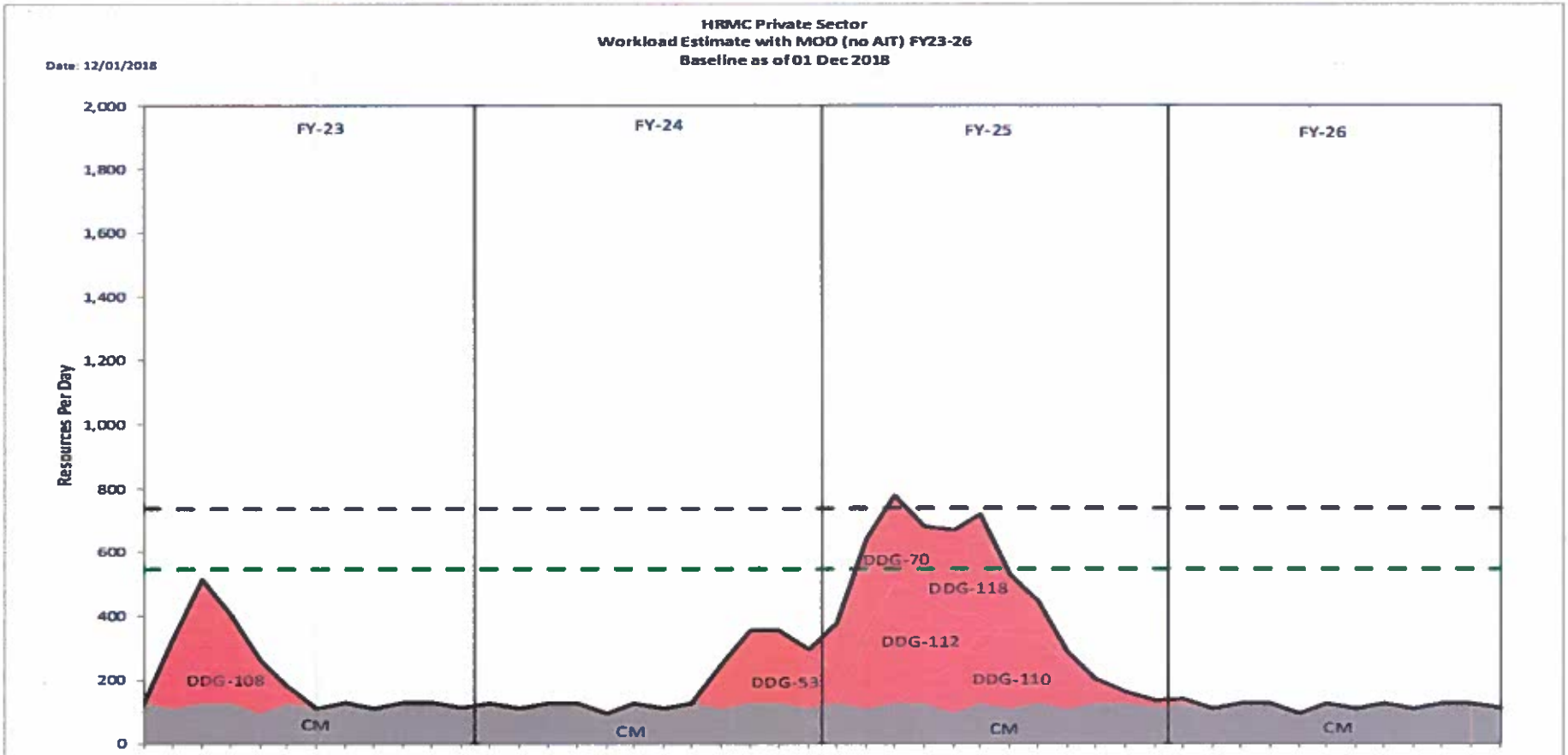

SHIP AVAIL COUNT	O N D J F M A M J J A S	O N D J F M A M J J A S	O N D J F M A M J J A S	O N D J F M A M J J A S
	0 1 1 1 1 1 0 0 0 0 0 0	0 0 0 0 0 0 0 0 1 1 1 1	2 3 2 3 4 4 2 2 2 1 1 1	1 0 0 0 0 0 0 0 0 0 0 0
Total FY Man-Days	52,678	46,391	116,479	30,254
Average FY Man-Days	212	183	467	120

"Intent of this information is to provide U.S. DoD industry contractors a general schedule for information and planning purposes for upcoming surface ship maintenance periods- It does not constitute any request for information or request for proposals or any commitment to contract for work in accordance with this plan. This information is to assist U.S. DoD industry contractors by providing a broad overview of frequently changing (driven by U.S. Navy operations) maintenance schedules and is not a guarantee of workload or exact ship schedules"

"Distribution Statement A: Approved for Public Release; Distribution is unlimited."

HRMC Private Sector
Workload Forecast with MOD estimates (no AIT) FY23 - FY26
Industry Forecast - as of 01 DEC 2018

CG / LSD Modernization Coast Wide Bid (Duration > 10 Months)

FY23

Class	Hull	Ship Name	TYCOM	NSA	Fiscal Year	Assigned Avail Number	Start Date	End Date	Duration
DDG	108	USS WAYNE E. MEYER	CNSP	SSDPH	2023	SRA2-1	11/7/2022	3/17/2023	131

FY Total Man-Days Estimate: 52,678

FY24

Class	Hull	Ship Name	TYCOM	NSA	Fiscal Year	Assigned Avail Number	Start Date	End Date	Duration
DDG	53	USS JOHN PAUL JONES	CNSP	SSDPH	2024	SRA4-1	6/17/2024	11/8/2024	145

FY Total Man-Days Estimate: 46,391

FY25

Class	Hull	Ship Name	TYCOM	NSA	Fiscal Year	Assigned Avail Number	Start Date	End Date	Duration
DDG	70	USS HOPPER	CNSP	SSDPH	2025	SRA3-2	10/14/2024	3/7/2025	145
DDG	112	USS MICHAEL MURPHY	CNSP	SSDPH	2025	SRA2-1	11/11/2024	3/28/2025	138
DDG	110	USS WILLIAM P. LAWRENCE	CNSP	SSDPH	2025	SRA2-1	1/20/2025	10/10/2025	264
DDG	118	USS DANIEL INOUYE	CNSP	SSDPH	2025	SRA1-1	2/3/2025	6/27/2025	145

FY Total Man-Days Estimate: 116,479

FY26

Class	Hull	Ship Name	TYCOM	NSA	Fiscal Year	Assigned Avail Number	Start Date	End Date	Duration

FY Total Man-Days Estimate: 30,254

"Intent of this information is to provide U.S. DoD industry contractors a general schedule for information and planning purposes for upcoming surface ship maintenance periods- It does not constitute any request for information or request for proposals or any commitment to contract for work in accordance with this plan. This information is to assist U.S. DoD industry contractors by providing a broad overview of frequently changing (driven by U.S. Navy operations) maintenance schedules and is not a guarantee of workload or exact ship schedules"

"Distribution Statement A: Approved for Public Release; Distribution is unlimited."

FDRMC - ROTA
Workload Forecast with MOD estimates (no AIT) FY19 - FY22
Industry Forecast - as of 01 DEC 2018

Workload Color Legend: CM DDG

Green Dash Line: 3-Year Historical Workload Average = 227 RPD — Black Dash Line: (135% of Historical Workload Average) SURGE Capacity = 307 RPD — 01NOV2018 WORKLOAD

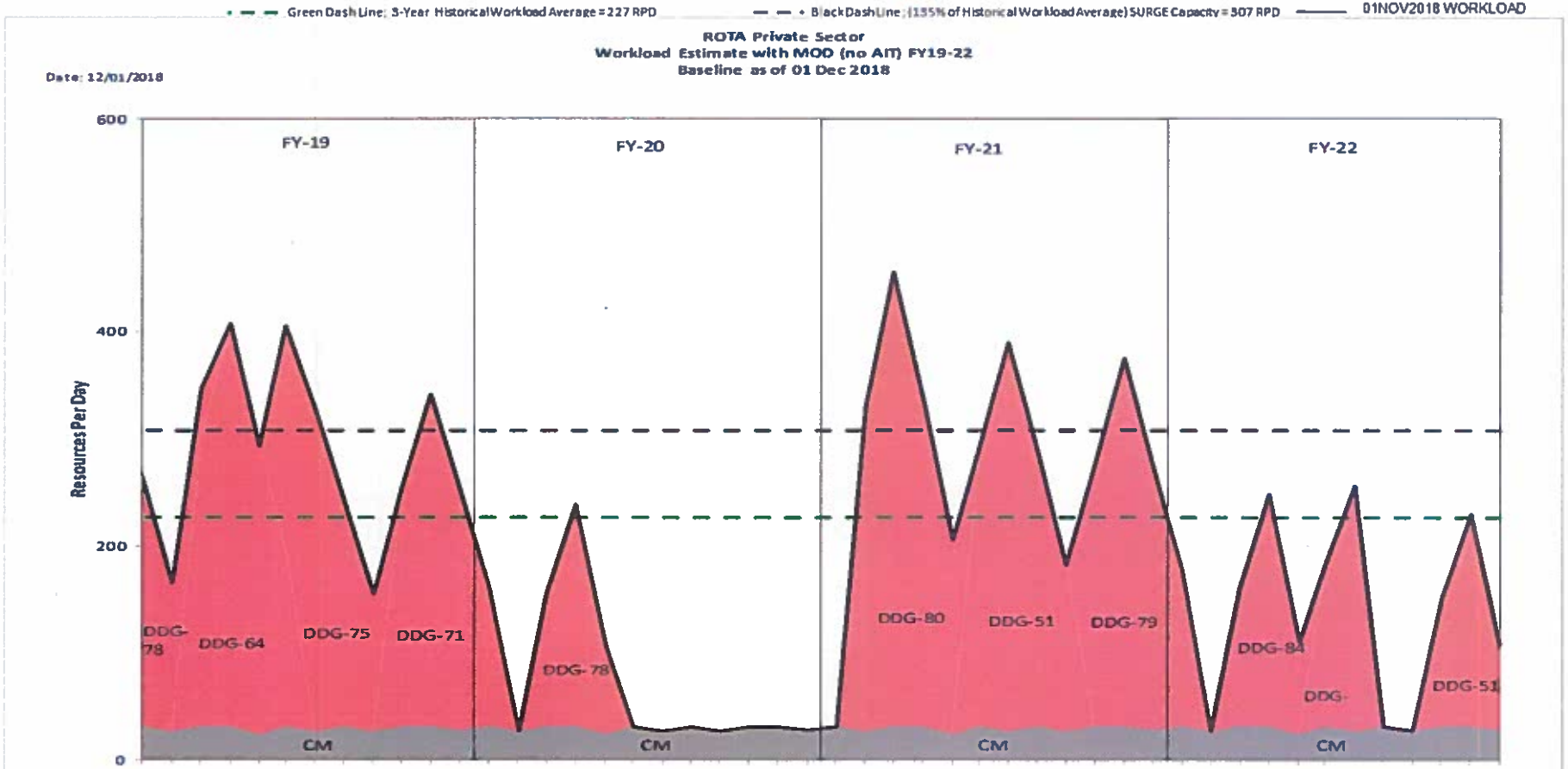

SHIP AVAIL COUNT	O N D J F M A M J J A S	O N D J F M A M J J A S	O N D J F M A M J J A S	O N D J F M A M J J A S
	1 1 2 1 1 2 1 1 1 1 1 1	1 0 1 1 1 0 0 0 0 0 0 0	0 1 1 1 1 1 1 1 1 1 1 1	1 0 1 1 1 1 1 0 0 1 1 1
Total FY Man-Days	72,205	18,503	72,103	36,605
Average FY Man-Days	287	75	286	143

"Intent of this information is to provide U.S. DoD industry contractors a general schedule for information and planning purposes for upcoming surface ship maintenance periods- It does not constitute any request for information or request for proposals or any commitment to contract for work in accordance with this plan. This information is to assist U.S. DoD industry contractors by providing a broad overview of frequently changing (driven by U.S. Navy operations) maintenance schedules and is not a guarantee of workload or exact ship schedules"

"Distribution Statement A: Approved for Public Release; Distribution is unlimited."

FDRMC - ROTA
Workload Forecast with MOD estimates (no AIT) FY19 - FY22
Industry Forecast - as of 01 DEC 2018

CG / LSD Modernization Coast Wide Bid (Duration > 10 Months)

FY19

Class	Hull	Ship Name	TYCOM	NSA	Fiscal Year	Assigned Avail Number	Start Date	End Date	Duration
DDG	64	USS CARNEY	CNSL	ROTA	2019	SRA	12/3/2018	3/14/2019	102
DDG	75	USS DONALD COOK	CNSL	ROTA	2019	SRA	3/18/2019	6/27/2019	102
DDG	71	USS ROSS	CNSL	ROTA	2019	SRA	7/22/2019	10/31/2019	102

FY Total Man-Days Estimate **72,205**

FY20

Class	Hull	Ship Name	TYCOM	NSA	Fiscal Year	Assigned Avail Number	Start Date	End Date	Duration
DDG	78	USS PORTER	CNSL	ROTA	2020	SIA	12/2/2019	2/7/2020	68

FY Total Man-Days Estimate **18,503**

FY21

Class	Hull	Ship Name	TYCOM	NSA	Fiscal Year	Assigned Avail Number	Start Date	End Date	Duration
DDG	80	USS ROOSEVELT	CNSL	ROTA	2021	SRA	11/2/2020	2/11/2021	102
DDG	51	USS ARLEIGH BURKE	CNSL	ROTA	2021	SRA	3/8/2021	6/17/2021	102
DDG	79	USS OSCAR AUSTIN	CNSL	ROTA	2021	SRA	7/6/2021	10/14/2021	101

FY Total Man-Days Estimate **72,103**

FY22

Class	Hull	Ship Name	TYCOM	NSA	Fiscal Year	Assigned Avail Number	Start Date	End Date	Duration
DDG	84	USS BULKELEY	CNSL	ROTA	2022	SIA	12/13/2021	2/11/2022	61
DDG	80	USS ROOSEVELT	CNSL	ROTA	2022	SIA	3/1/2022	4/29/2022	60
DDG	51	USS ARLEIGH BURKE	CNSL	ROTA	2022	SIA	7/11/2022	9/9/2022	61

FY Total Man-Days Estimate **36,605**

"Intent of this information is to provide U.S. DoD industry contractors a general schedule for information and planning purposes for upcoming surface ship maintenance periods- It does not constitute any request for information or request for proposals or any commitment to contract for work in accordance with this plan. This information is to assist U.S. DoD industry contractors by providing a broad overview of frequently changing (driven by U.S. Navy operations) maintenance schedules and is not a guarantee of workload or exact ship schedules"

"Distribution Statement A: Approved for Public Release; Distribution is unlimited."

FDRMC - ROTA
Workload Forecast with MOD estimates (no AIT) FY23 - FY26
Industry Forecast - as of 01 DEC 2018

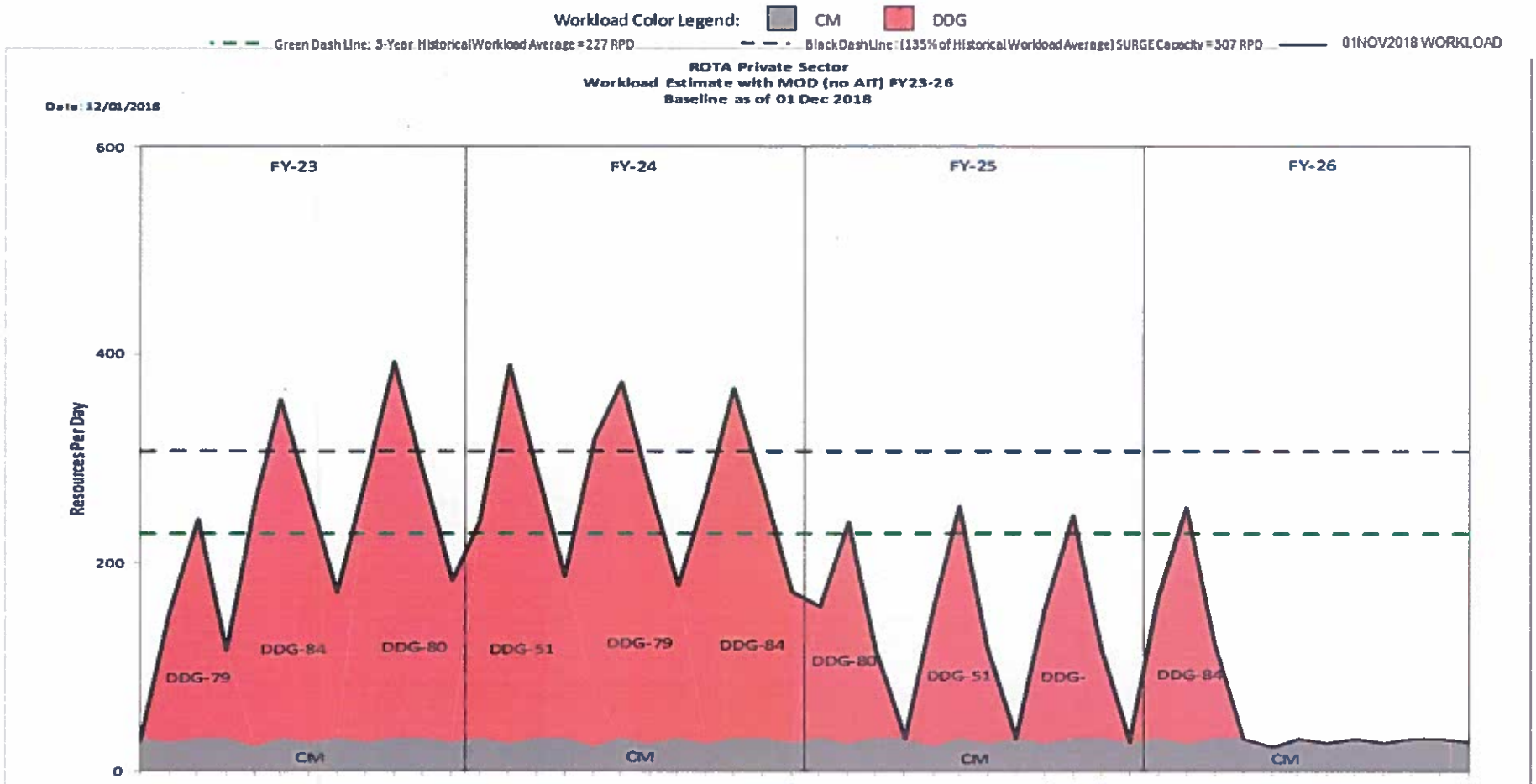

	FY-23	FY-24	FY-25	FY-26
Total FY Man-Days	58,065	69,490	33,579	16,111
Average FY Man-Days	228	277	137	67

"Intent of this information is to provide U.S. DoD industry contractors a general schedule for information and planning purposes for upcoming surface ship maintenance periods- it does not constitute any request for information or request for proposals or any commitment to contract for work in accordance with this plan. This information is to assist U.S. DoD industry contractors by providing a broad overview of frequently changing (driven by U.S. Navy operations) maintenance schedules and is not a guarantee of workload or exact ship schedules"

"Distribution Statement A: Approved for Public Release; Distribution is unlimited."

FDRMC - ROTA
Workload Forecast with MOD estimates (no AIT) FY23 - FY26
Industry Forecast - as of 01 DEC 2018

CG / LSD Modernization Coast Wide Bid (Duration > 10 Months)

FY23

Class	Hull	Ship Name	TYCOM	NSA	Fiscal Year	Assigned Avail Number	Start Date	End Date	Duration
DDG	79	USS OSCAR AUSTIN	CNSL	ROTA	2023	SIA	11/7/2022	1/6/2023	61
DDG	84	USS BULKELEY	CNSL	ROTA	2023	SRA	2/20/2023	5/30/2023	100
DDG	80	USS ROOSEVELT	CNSL	ROTA	2023	SRA	6/19/2023	9/28/2023	102

FY Total Man-Days Estimate: 58,065

FY24

Class	Hull	Ship Name	TYCOM	NSA	Fiscal Year	Assigned Avail Number	Start Date	End Date	Duration
DDG	51	USS ARLEIGH BURKE	CNSL	ROTA	2024	SRA	10/23/2023	2/1/2024	102
DDG	79	USS OSCAR AUSTIN	CNSL	ROTA	2024	SRA	2/19/2024	5/30/2024	102
DDG	84	USS BULKELEY	CNSL	ROTA	2024	SRA	6/10/2024	9/19/2024	102

FY Total Man-Days Estimate: 69,490

FY25

Class	Hull	Ship Name	TYCOM	NSA	Fiscal Year	Assigned Avail Number	Start Date	End Date	Duration
DDG	80	USS ROOSEVELT	CNSL	ROTA	2025	SIA	10/14/2024	12/13/2024	61
DDG	51	USS ARLEIGH BURKE	CNSL	ROTA	2025	SIA	2/10/2025	4/11/2025	61
DDG	79	USS OSCAR AUSTIN	CNSL	ROTA	2025	SIA	6/16/2025	8/15/2025	61

FY Total Man-Days Estimate: 33,579

FY26

Class	Hull	Ship Name	TYCOM	NSA	Fiscal Year	Assigned Avail Number	Start Date	End Date	Duration
DDG	84	USS BULKELEY	CNSL	ROTA	2026	SIA	10/13/2025	12/12/2025	61

FY Total Man-Days Estimate: 16,111

"Intent of this information is to provide U.S. DoD industry contractors a general schedule for information and planning purposes for upcoming surface ship maintenance periods- It does not constitute any request for information or request for proposals or any commitment to contract for work in accordance with this plan. This information is to assist U.S. DoD industry contractors by providing a broad overview of frequently changing (driven by U.S. Navy operations) maintenance schedules and is not a guarantee of workload or exact ship schedules"

"Distribution Statement A: Approved for Public Release; Distribution is unlimited."

FDRMC - BAHRAIN
Workload Forecast with MOD estimates (no AIT) FY19 - FY22
Industry Forecast - as of 01 DEC 2018

Workload Color Legend: CM NECC MCM PC

Green Dash Line 3-Year Historical Workload Average = 250 RPD Black Dash Line: 135% of 3 Year-Historical Workload Average = 337 RPD 01NOV2018 WORKLOAD

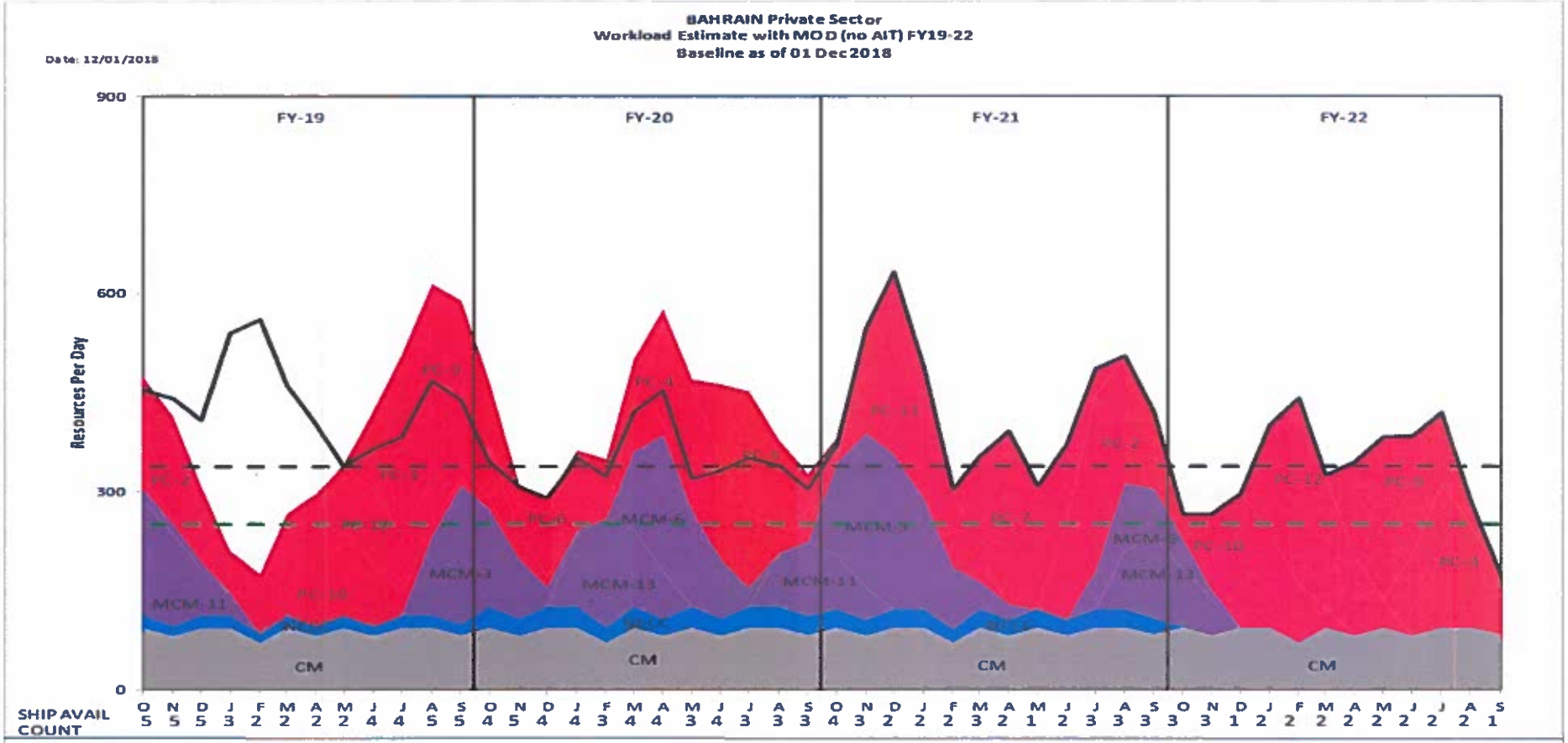

	FY-19	FY-20	FY-21	FY-22
Total FY Man-Days	97,245	103,335	107,983	82,724
Average FY Man-Days	384	411	431	331

"Intent of this information is to provide U.S. DoD industry contractors a general schedule for information and planning purposes for upcoming surface ship maintenance periods- It does not constitute any request for information or request for proposals or any commitment to contract for work in accordance with this plan. This information is to assist U.S. DoD industry contractors by providing a broad overview of frequently changing (driven by U.S. Navy operations) maintenance schedules and is not a guarantee of workload or exact ship schedules"

"Distribution Statement A: Approved for Public Release; Distribution is unlimited."

FDRMC - BAHRAIN
Workload Forecast with MOD estimates (no AIT) FY19 - FY22
Industry Forecast - as of 01 DEC 2018

CG / LSD Modernization Coast Wide Bid (Duration > 10 Months)

FY19

Class	Hull	Ship Name	TYCOM	NSA	Fiscal Year	Assigned Avail Number	Start Date	End Date	Duration
PC	10	USS FIREBOLT	CNSL	BAHR	2019	DPMA	2/10/2019	9/27/2019	230
PC	12	USS THUNDERBOLT	CNSL	BAHR	2019	DPMA	4/7/2019	11/22/2019	230
PC	3	USS HURRICANE	CNSL	BAHR	2019	DPMA	6/16/2019	1/31/2020	230
PC	9	USS CHINOOK	CNSL	BAHR	2019	DPMA	6/23/2019	2/7/2020	230
MCM	3	USS SENTRY	CNSP	BAHR	2019	SRAS-2	8/25/2019	12/14/2019	112

FY Total Man-Days Estimate 97,245

FY20

Class	Hull	Ship Name	TYCOM	NSA	Fiscal Year	Assigned Avail Number	Start Date	End Date	Duration
PC	6	USS SIROCCO	CNSL	BAHR	2020	DPMA	11/10/2019	6/26/2020	230
MCM	13	USS DEXTROUS	CNSP	BAHR	2020	SRA4-1 FDNF	1/13/2020	4/21/2020	100
PC	4	USS MONSOON	CNSL	BAHR	2020	DPMA	3/8/2020	10/23/2020	230
MCM	6	USS DEVASTATOR	CNSP	BAHR	2020	SRAS-1	3/22/2020	7/11/2020	112
PC	5	USS TYPHOON	CNSL	BAHR	2020	DPMA	6/14/2020	10/17/2020	126
MCM	11	USS GLADIATOR	CNSP	BAHR	2020	SRA4-2	8/23/2020	11/11/2020	81

FY Total Man-Days Estimate 103,335

FY21

Class	Hull	Ship Name	TYCOM	NSA	Fiscal Year	Assigned Avail Number	Start Date	End Date	Duration
MCM	3	USS SENTRY	CNSL	BAHR	2021	DSRA5	10/10/2020	4/25/2021	198
PC	11	USS WHIRLWIND	CNSL	BAHR	2021	DPMA	11/15/2020	3/20/2021	126
PC	7	USS SQUALL	CNSL	BAHR	2021	DPMA	3/7/2021	7/10/2021	126
PC	2	USS TEMPEST	CNSL	BAHR	2021	DPMA	6/27/2021	10/30/2021	126
MCM	6	USS DEVASTATOR	CNSP	BAHR	2021	SRA 5-2	7/10/2021	11/28/2021	142
MCM	13	USS DEXTROUS	CNSP	BAHR	2021	SRA4-2	8/16/2021	11/23/2021	100

FY Total Man-Days Estimate 107,983

FY22

Class	Hull	Ship Name	TYCOM	NSA	Fiscal Year	Assigned Avail Number	Start Date	End Date	Duration
PC	10	USS FIREBOLT	CNSL	BAHR	2022	DPMA	11/7/2021	3/12/2022	126
PC	12	USS THUNDERBOLT	CNSL	BAHR	2022	DPMA	1/23/2022	5/28/2022	126
PC	9	USS CHINOOK	CNSL	BAHR	2022	DPMA	4/10/2022	8/13/2022	126
PC	3	USS HURRICANE	CNSL	BAHR	2022	DPMA	6/26/2022	10/29/2022	126

FY Total Man-Days Estimate 82,724

"Intent of this information is to provide U.S. DoD industry contractors a general schedule for information and planning purposes for upcoming surface ship maintenance periods- it does not constitute any request for information or request for proposals or any commitment to contract for work in accordance with this plan. This information is to assist U.S. DoD industry contractors by providing a broad overview of frequently changing (driven by U.S. Navy operations) maintenance schedules and is not a guarantee of workload or exact ship schedules"

"Distribution Statement A: Approved for Public Release; Distribution is unlimited."

FDRMC - BAHRAIN
Workload Forecast with MOD estimates (no AIT) FY23 - FY26
Industry Forecast - as of 01 DEC 2018

Workload Color Legend: CM NECC MCM PC

Green Dash Line 3-Year Historical Workload Average =250 RPD — Black Dash Line: 135% of 3 Year-Historical Workload Average = 337 RPD — 01NOV2018 WORKLOAD

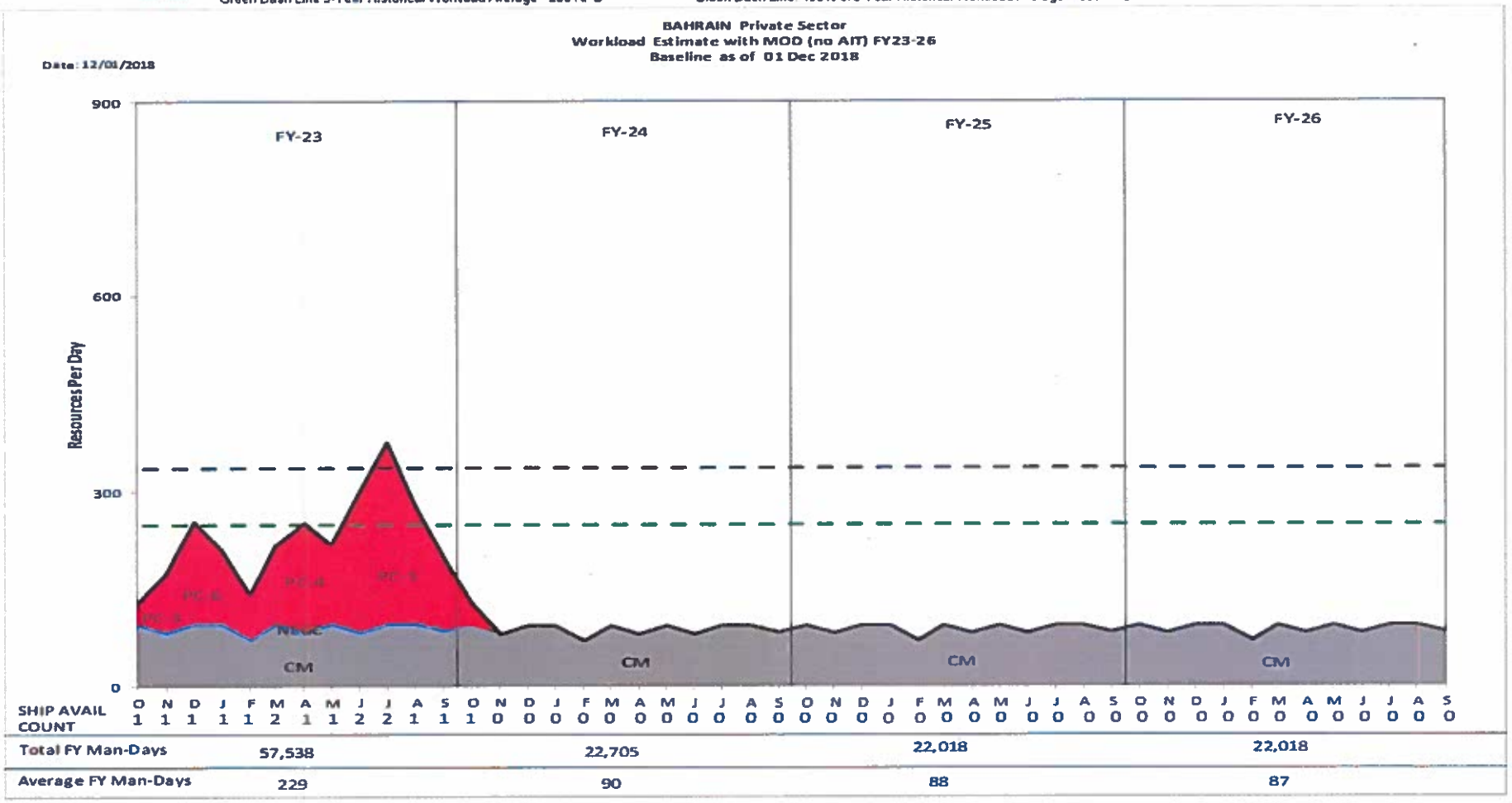
BAHRAIN Private Sector
Workload Estimate with MOD (no AIT) FY23-26
Baseline as of 01 Dec 2018
Date: 12/01/2018
Resources Per Day
900
600
300
0
FY-23
FY-24
FY-25
FY-26
CM
NECC
PC
SHIP AVAIL COUNT
O N D J F M A M J J A S O N D J F M A M J J A S O N D J F M A M J J A S O N D J F M A M J J A S
1 1 1 1 1 2 1 1 2 2 1 1 1 0 0 0

FDRMC - BAHRAIN
Workload Forecast with MOD estimates (no AIT) FY23 - FY26
Industry Forecast - as of 01 DEC 2018

CG / LSD Modernization Coast Wide Bid (Duration > 10 Months)

FY23

Class	Hull	Ship Name	TYCOM	NSA	Fiscal Year	Assigned Avail Number	Start Date	End Date	Duration
PC	6	USS SIROCCO	CNSL	BAHR	2023	DSRA9	11/13/2022	3/18/2023	126
PC	4	USS MONSOON	CNSL	BAHR	2023	DSRA9	3/5/2023	7/8/2023	126
PC	5	USS TYPHOON	CNSL	BAHR	2023	DSRA9	6/18/2023	10/21/2023	126

FY Total Man-Days Estimate 57,538

FY24

Class	Hull	Ship Name	TYCOM	NSA	Fiscal Year	Assigned Avail Number	Start Date	End Date	Duration

FY Total Man-Days Estimate 22,705

FY25

Class	Hull	Ship Name	TYCOM	NSA	Fiscal Year	Assigned Avail Number	Start Date	End Date	Duration

FY Total Man-Days Estimate 22,018

FY26

Class	Hull	Ship Name	TYCOM	NSA	Fiscal Year	Assigned Avail Number	Start Date	End Date	Duration

FY Total Man-Days Estimate 22,018

"Intent of this information is to provide U.S. DoD industry contractors a general schedule for information and planning purposes for upcoming surface ship maintenance periods- It does not constitute any request for information or request for proposals or any commitment to contract for work in accordance with this plan. This information is to assist U.S. DoD industry contractors by providing a broad overview of frequently changing (driven by U.S. Navy operations) maintenance schedules and is not a guarantee of workload or exact ship schedules"

"Distribution Statement A: Approved for Public Release; Distribution is unlimited."