Domestic Private Sector Workload Estimate

FY21 - FY24
Industry Version FY21 Q2 M1
Baseline as of 01 JAN 2021

"Intent of this information is to provide U.S. DoD industry contractors a general schedule for information and planning purposes for upcoming surface ship maintenance periods- It does not constitute any request for information or request for proposals or any commitment to contract for work in accordance with this plan. This information is to assist U.S. DoD industry contractors by providing a broad overview of frequently changing (driven by U.S. Navy operations) maintenance schedules and is not a guarantee of workload or exact ship schedules"

"Distribution Statement A: Approved for Public Release; Distribution is unlimited."

Notes

- *Data contained in this report reflects the Navy program of record as of 01 January 2021.*
  - *Includes planned decommissioning in accordance with the 09 December2020 Report to Congress on the Annual Long-Range Plan for Construction of Naval Vessels.*
- *The next bi-monthly workload projections are targeted for release no later than 31 March 2021.*
- *COVID impacts, results of ongoing availability duration and schedule review, and ongoing budget negotiations may refine out-year projections.*

"Distribution Statement A: Approved for Public Release; Distribution is unlimited."

MARMC Private Sector

Workload Color Legend: CM | CG | CVN | DDG | LHD | LPD | LSD | MCM | PC | SCMAV | Planned DECOM
CG / LSD Modernization Program | CG / LSD Mod Program (CWB) | CWB Contract Strategy (Pattern in standard Class color) | PDA/PSA | Awarded Avail
Black Dash Line: SURGE Capacity | Green Dash Line: Port Estimated Capacity

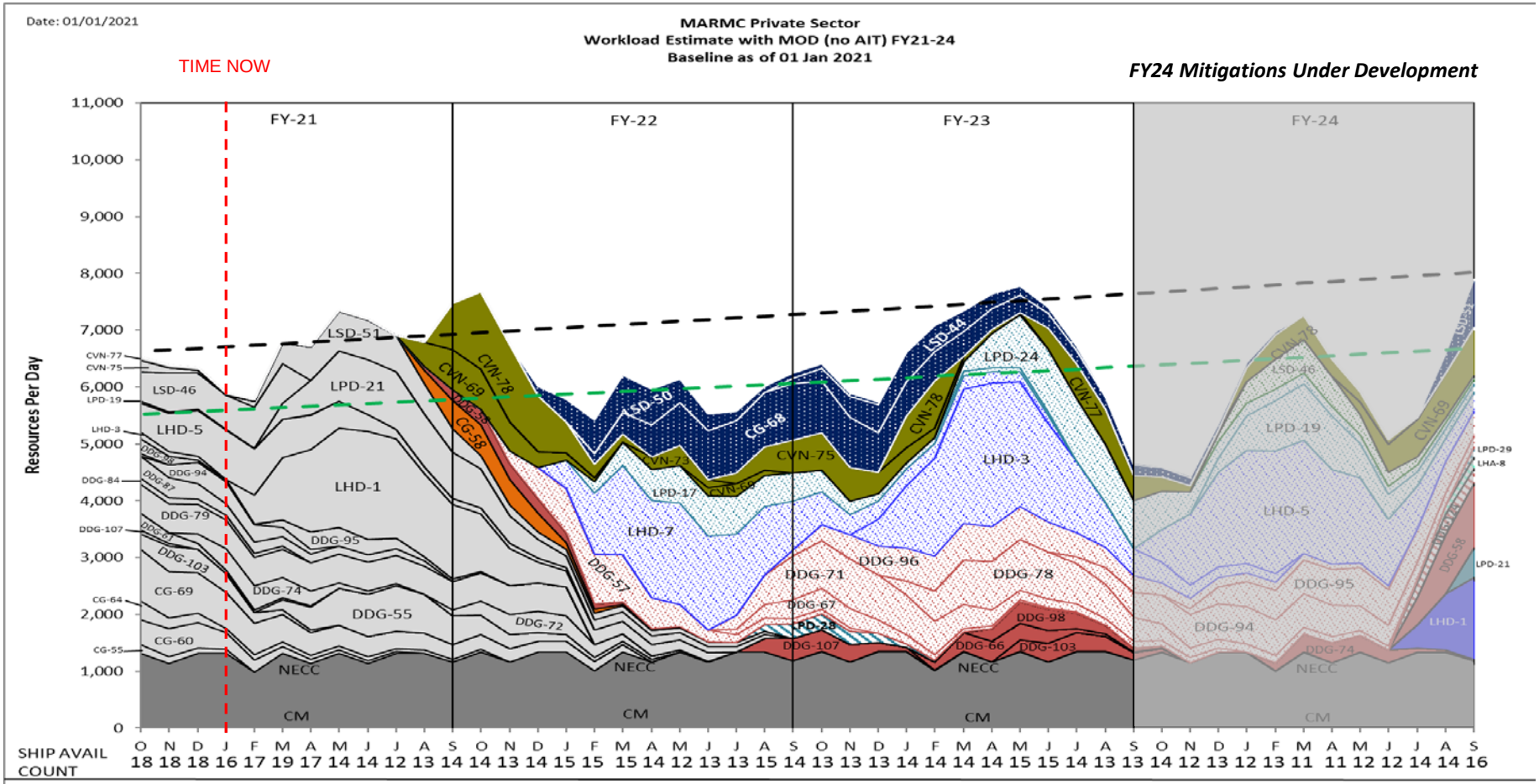

	FY-21	FY-22	FY-23	FY-24
Total FY Man-Days	1,679,042	1,531,088	1,645,706	1,526,417
Average FY Man-Days	6,689	6,100	6,583	6,081

"Distribution Statement A: Approved for Public Release; Distribution is unlimited."

MARMC Private Sector
Workload Forecast with MOD estimates (no AIT) FY21 - FY22
Industry Forecast - as of 01 JAN 2021

CG / LSD Modernization Coast Wide Bid (Duration > 10 Months)

FY21

Class	Hull	Ship Name	TYCOM	NSA	Fiscal Year	Assigned Avail Number	Start Date	End Date	Duration
CVN	69	USS DWIGHT D. EISENHOWER	CNAL	SPORT	2021	PIA 3	8/30/2021	2/27/2022	182
CVN	78	USS GERALD R. FORD	CNAL	SPORT	2021	PIA1	9/1/2021	3/1/2022	182
DDG	103	USS TRUXTUN	CNSL	SPORT	2021	SRA2-1	10/26/2020	4/23/2021	180
DDG	94	USS NITZE	CNSL	SPORT	2021	SRA2-2	11/30/2020	4/23/2021	145
DDG	74	USS MCFAUL	CNSL	SPORT	2021	SRA3-1	12/7/2020	7/30/2021	236
LSD	51	USS OAK HILL	CNSL	SPORT	2021	SRA3-2	2/1/2021	8/26/2022	572
LHD	1	USS WASP	CNSL	SPORT	2021	DSRA3	2/8/2021	6/10/2022	488
LPD	21	USS NEW YORK	CNSL	SPORT	2021	DSRA1	3/8/2021	8/5/2022	516
DDG	95	USS JAMES E. WILLIAMS	CNSL	SPORT	2021	SRA2-2	3/15/2021	10/15/2021	215
DDG	55	USS STOUT	CNSL	SPORT	2021	DSRA3	3/22/2021	4/22/2022	397
LSD	46	USS TORTUGA	SEA 21	SPORT	2021	REINT	4/2/2021	7/4/2021	94
CG	58	USS PHILIPPINE SEA	CNSL	SPORT	2021	SRA5-1	8/16/2021	4/15/2022	243
DDG	58	USS LABOON	CNSL	SPORT	2021	SRA3-3	8/16/2021	5/6/2022	264
DDG	72	USS MAHAN	CNSL	SPORT	2021	SRA3-2	9/20/2021	6/3/2022	257

FY Total Man-Days Estimate **1,679,042**

FY22

Class	Hull	Ship Name	TYCOM	NSA	Fiscal Year	Assigned Avail Number	Start Date	End Date	Duration
CVN	73	USS GEORGE WASHINGTON	CNAL	SPORT	2022	CIA (R)	4/23/2022	6/21/2022	60
CVN	69	USS DWIGHT D. EISENHOWER	CNAL	SPORT	2022	CIA	6/27/2022	8/11/2022	46
CVN	75	USS HARRY S. TRUMAN	CNAL	SPORT	2022	PIA3	7/21/2022	5/21/2023	305
CG	64	USS GETTYSBURG	SEA 21	SPORT	2022	REINT	11/1/2021	2/27/2022	119
DDG	57	USS MITSCHER	CNSL	SPORT	2022	DSRA3	11/8/2021	11/4/2022	362
LSD	50	USS CARTER HALL	CNSL	SPORT	2022	SRA3-2	12/6/2021	12/9/2022	369
LHD	7	USS IWO JIMA	CNSL	SPORT	2022	DSRA2	1/17/2022	6/16/2023	516
CG	68	USS ANZIO	SEA 21	SPORT	2022	MODPRD	2/21/2022	2/16/2024	726
LPD	17	USS SAN ANTONIO	CNSL	SPORT	2022	SRA2-1	2/28/2022	6/9/2023	467
CG	69	USS VICKSBURG	SEA 21	SPORT	2022	REINT	4/1/2022	7/31/2022	122
DDG	67	USS COLE	CNSL	SPORT	2022	SRA3-1	7/25/2022	7/7/2023	348
DDG	71	USS ROSS	CNSL	SPORT	2022	EDSRA	7/25/2022	12/22/2023	516
DDG	107	USS GRAVELY	CNSL	SPORT	2022	SRA2-1	8/8/2022	1/20/2023	166
LPD	28	USS FORT LAUDERDALE	CNAL	SPORT	2022	PSA	8/21/2022	3/27/2023	219
DDG	96	USS BAINBRIDGE	CNSL	SPORT	2022	DMP	9/5/2022	6/7/2024	642
LSD	44	USS GUNSTON HALL	CNSL	SPORT	2022	SRA4-1	9/26/2022	11/24/2023	425

FY Total Man-Days Estimate **1,531,088**

"Intent of this information is to provide U.S. DoD industry contractors a general schedule for information and planning purposes for upcoming surface ship maintenance periods- It does not constitute any request for information or request for proposals or any commitment to contract for work in accordance with this plan. This information is to assist U.S. DoD industry contractors by providing a broad overview of frequently changing (driven by U.S. Navy operations) maintenance schedules and is not a guarantee of workload or exact ship schedules"

"Distribution Statement A: Approved for Public Release; Distribution is unlimited."

MARMC Private Sector
Workload Forecast with MOD estimates (no AIT) FY23 - FY24
Industry Forecast - as of 01 JAN 2021

CG / LSD Modernization Coast Wide Bid (Duration > 10 Months)

FY23

Class	Hull	Ship Name	TYCOM	NSA	Fiscal Year	Assigned Avail Number	Start Date	End Date	Duration
CVN	78	USS GERALD R. FORD	CNAL	SPORT	2023	CIA	1/9/2023	2/22/2023	45
CVN	77	USS GEORGE H.W. BUSH	CNAL	SPORT	2023	PIA2	6/14/2023	12/15/2023	185
LHD	3	USS KEARSARGE	CNSL	SPORT	2023	DSRA3	12/5/2022	2/23/2024	446
DDG	78	USS PORTER	CNSL	SPORT	2023	EDSRA	1/16/2023	6/14/2024	516
DDG	66	USS GONZALEZ	CNSL	SPORT	2023	SRA3-2	2/20/2023	10/6/2023	229
LPD	24	USS ARLINGTON	CNSL	SPORT	2023	DSRA1	3/6/2023	9/13/2024	558
DDG	98	USS FORREST SHERMAN	CNSL	SPORT	2023	SRA2-2	4/17/2023	10/6/2023	173
DDG	103	USS TRUXTUN	CNSL	SPORT	2023	SRA2-2	5/8/2023	10/27/2023	173
DDG	94	USS NITZE	CNSL	SPORT	2023	DMP	7/17/2023	4/18/2025	642

FY Total Man-Days Estimate **1,645,706**

FY24

Class	Hull	Ship Name	TYCOM	NSA	Fiscal Year	Assigned Avail Number	Start Date	End Date	Duration
CVN	78	USS GERALD R. FORD	CNAL	SPORT	2024	PIA 2	1/12/2024	7/11/2024	182
CVN	69	USS DWIGHT D. EISENHOWER	CNAL	SPORT	2024	DPIA3	5/8/2024	9/15/2025	496
LHD	5	USS BATAAN	CNSL	SPORT	2024	DSRA3	10/23/2023	2/7/2025	474
DDG	95	USS JAMES E. WILLIAMS	CNSL	SPORT	2024	DMP	11/13/2023	8/15/2025	642
LPD	19	USS MESA VERDE	CNSL	SPORT	2024	SRA2-1	12/4/2023	12/6/2024	369
LSD	46	USS TORTUGA	CNSL	SPORT	2024	SRA4-1	12/4/2023	11/8/2024	341
CG	68	USS ANZIO	SEA 21	SPORT	2024	REINT	2/17/2024	6/16/2024	121
DDG	74	USS MCFAUL	CNSL	SPORT	2024	SRA3-2	2/19/2024	9/13/2024	208
DDG	58	USS LABOON	CNSL	SPORT	2024	DSRA3	7/8/2024	3/14/2025	250
LHD	1	USS WASP	CNSP	SPORT	2024	PMA4-1	7/8/2024	4/25/2025	292
DDG	124	USS HARVEY C. BARNUM JR	CNSL	SPORT	2024	PSA	7/10/2024	10/27/2024	110
LHA	8	USS BOUGAINVILLE	CNSL	SPORT	2024	PSA	7/29/2024	5/30/2025	306
LSD	51	USS OAK HILL	CNSL	SPORT	2024	DSRA3	8/12/2024	8/15/2025	369
LPD	29	USS RICHARD M. MCCOOL JR	CNSL	SPORT	2024	PSA	9/3/2024	2/7/2025	158
LPD	21	USS NEW YORK	CNSL	SPORT	2024	SRA2-1	9/9/2024	5/16/2025	250

FY Total Man-Days Estimate **1,526,417**

"Intent of this information is to provide U.S. DoD industry contractors a general schedule for information and planning purposes for upcoming surface ship maintenance periods- It does not constitute any request for information or request for proposals or any commitment to contract for work in accordance with this plan. This information is to assist U.S. DoD industry contractors by providing a broad overview of frequently changing (driven by U.S. Navy operations) maintenance schedules and is not a guarantee of workload or exact ship schedules"

"Distribution Statement A: Approved for Public Release; Distribution is unlimited."

SWRMC Private Sector

Workload Color Legend: CM | CG | CVN | DDG | DDG 1000 | FF | LCS | LHA | LHD | LPD | LSD | MCM | PSA

CG / LSD Modernization Program | CG / LSD Mod Program (CWB) | CWB Contract Strategy (Pattern in standard Class color) | Planned DECOM | Awarded Avail

----- Black Dash Line: SURGE Capacity ----- Green Dash Line: Port Estimated Capacity

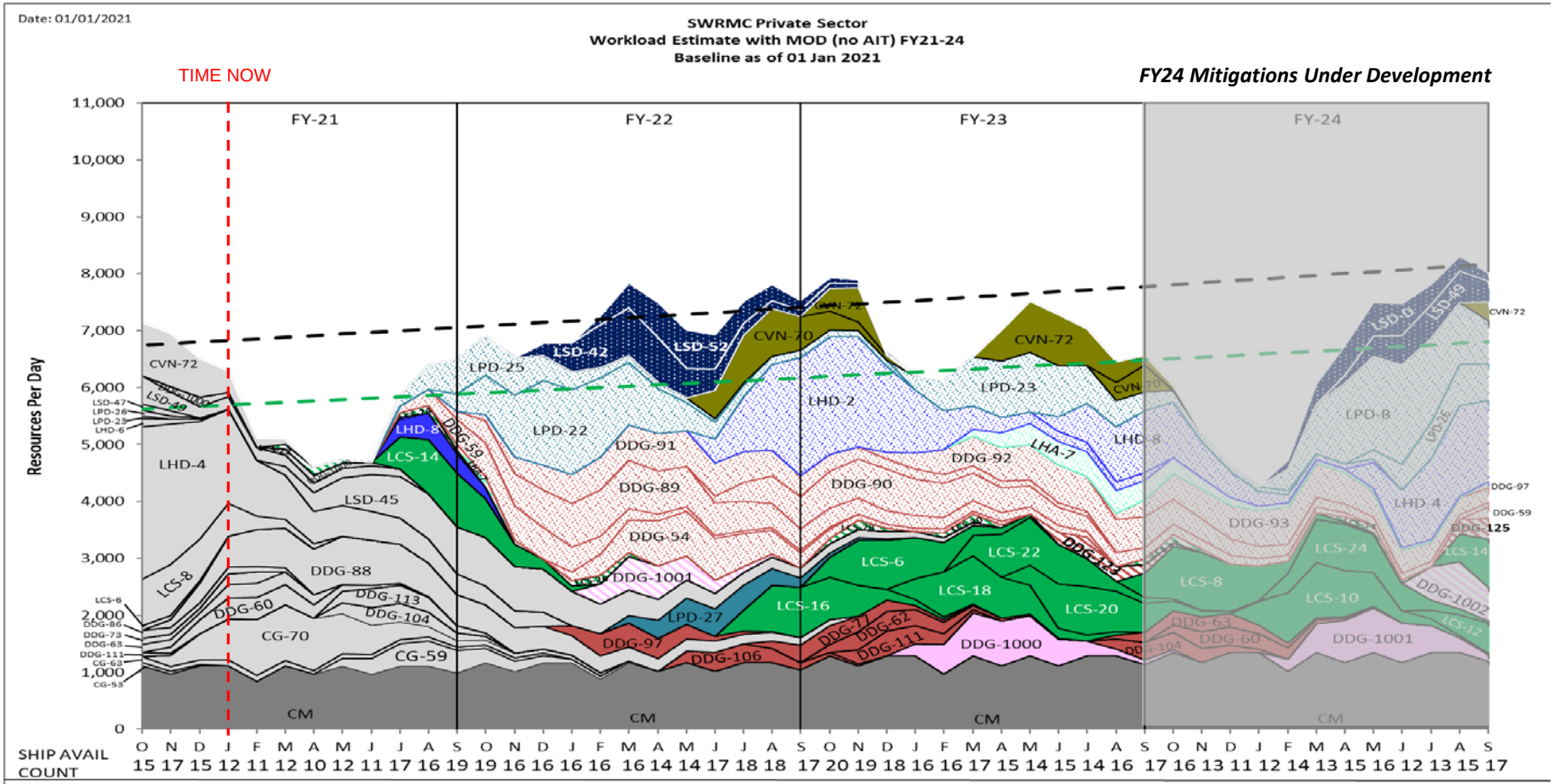

Total FY Man-Days	1,459,399	1,812,135	1,730,251	1,618,155
Average FY Man-Days	5,814	7,220	6,921	6,447

"Distribution Statement A: Approved for Public Release; Distribution is unlimited."

SWRMC Private Sector
Workload Forecast with MOD estimates (no AIT) FY21 - FY22
Industry Forecast - as of 01 JAN 2021

CG / LSD Modernization | Coast Wide Bid (Duration > 10 Months) | DDG 1000 Ship

FY21

Class	Hull	Ship Name	TYCOM	NSA	Fiscal Year	Assigned Avail Number	Start Date	End Date	Duration
DDG	88	USS PREBLE	CNSP	SSD	2021	DMP	11/2/2020	10/7/2022	705
CG	70	USS LAKE ERIE	CNSP	SSD	2021	SRA3-1	11/16/2020	2/18/2022	460
DDG	60	USS PAUL HAMILTON	CNSP	SSD	2021	SRA3-1	11/30/2020	8/20/2021	264
DDG	1000	USS ZUMWALT	CNSP	SSD	2021	PSA	11/30/2020	1/22/2021	54
LCS	22	USS KANSAS CITY	CNSP	SSD	2021	PSA	3/1/2021	5/31/2021	92
LSD	45	USS COMSTOCK	CNSP	SSD	2021	DSRA3	3/1/2021	3/4/2023	734
DDG	1000	USS ZUMWALT	CNSP	SSD	2021	PSA	3/15/2021	6/18/2021	96
DDG	104	USS STERETT	CNSP	SSD	2021	SRA2-1	5/3/2021	10/22/2021	173
CG	59	USS PRINCETON	CNSP	SSD	2021	SRA4-2	5/10/2021	3/11/2022	306
DDG	113	USS JOHN FINN	CNSP	SSD	2021	SRA1-1	5/17/2021	10/15/2021	152
LCS	24	USS OAKLAND	CNSP	SSD	2021	PSA	7/1/2021	9/30/2021	92
LHD	8	USS MAKIN ISLAND	CNSP	SSD	2021	CMAV	7/2/2021	10/9/2021	100
LCS	14	USS MANCHESTER	CNSP	SSD	2021	DSRA1	7/12/2021	1/28/2022	201
DDG	59	USS RUSSELL	CNSP	SSD	2021	SRA3-2	7/26/2021	10/17/2022	449
LPD	25	USS SOMERSET	CNSP	SSD	2021	SRA1-2	7/26/2021	7/15/2022	355
LHA	7	USS TRIPOLI	CNSP	SSD	2021	PSA	9/1/2021	11/23/2021	84
LPD	22	USS SAN DIEGO	CNSP	SSD	2021	DSRA1	9/13/2021	12/16/2022	460
DDG	89	USS MUSTIN	CNSP	SSD	2021	DMP	9/27/2021	7/11/2023	653

FY Total Man-Days Estimate **1,459,399**

FY22

Class	Hull	Ship Name	TYCOM	NSA	Fiscal Year	Assigned Avail Number	Start Date	End Date	Duration
CVN	70	USS CARL VINSON	CNAP	SSD	2022	PIA3	6/15/2022	12/15/2022	184
DDG	91	USS PINCKNEY	CNSP	SSD	2022	DMP	10/4/2021	7/14/2023	649
LSD	42	USS GERMANTOWN	CNSP	SSD	2022	SRA4-1	12/6/2021	12/16/2022	376
CG	63	USS COWPENS	SEA 21	SSD	2022	REINT	12/20/2021	4/18/2022	120
LCS	26	USS MOBILE	CNSP	SSD	2022	PSA	1/3/2022	3/31/2022	88
DDG	54	USS CURTIS WILBUR	CNSP	SSD	2022	DSRA3	1/10/2022	4/8/2023	454
DDG	97	USS HALSEY	CNSP	SSD	2022	SRA2-2	1/17/2022	9/16/2022	243
DDG	1001	USS MICHAEL MONSOOR	CNSP	SSD	2022	PSA	2/7/2022	8/8/2022	183
LSD	52	USS PEARL HARBOR	CNSP	SSD	2022	SRA3-2	2/7/2022	1/3/2023	331
LPD	27	USS PORTLAND	CNSP	SSD	2022	SRA1-1	3/7/2022	12/2/2022	271
DDG	106	USS STOCKDALE	CNSP	SSD	2022	SRA2-2	5/9/2022	11/4/2022	180
DDG	90	USS CHAFEE	CNSP	SSD	2022	DMP	6/6/2022	4/4/2024	669
LHD	2	USS ESSEX	CNSP	SSD	2022	DSRA3	6/6/2022	9/15/2023	467
CG	65	USS CHOSIN	SEA 21	SSD	2022	REINT	6/20/2022	10/17/2022	120
LCS	16	USS TULSA	CNSP	SSD	2022	DSRA1	7/6/2022	2/11/2023	221
DDG	77	USS O'KANE	CNSP	SSD	2022	SRA3-1	8/22/2022	3/28/2023	219

FY Total Man-Days Estimate **1,812,135**

"Intent of this information is to provide U.S. DoD industry contractors a general schedule for information and planning purposes for upcoming surface ship maintenance periods- It does not constitute any request for information or request for proposals or any commitment to contract for work in accordance with this plan. This information is to assist U.S. DoD industry contractors by providing a broad overview of frequently changing (driven by U.S. Navy operations) maintenance schedules and is not a guarantee of workload or exact ship schedules"

"Distribution Statement A: Approved for Public Release; Distribution is unlimited."

SWRMC Private Sector
Workload Forecast with MOD estimates (no AIT) FY23 - FY24
Industry Forecast - as of 01 JAN 2021

CG / LSD Modernization | Coast Wide Bid (Duration > 10 Months) | DDG 1000 Ship

FY23

Class	Hull	Ship Name	TYCOM	NSA	Fiscal Year	Assigned Avail Number	Start Date	End Date	Duration
CVN	72	USS ABRAHAM LINCOLN	CNAP	SSD	2023	CIA	10/2/2022	11/18/2022	48
CVN	72	USS ABRAHAM LINCOLN	CNAP	SSD	2023	PIA2	4/1/2023	10/1/2023	184
CVN	70	USS CARL VINSON	CNAP	SSD	2023	CIA	8/14/2023	9/28/2023	46
DDG	62	USS FITZGERALD	CNSP	SSD	2023	SRA3-1	10/3/2022	6/7/2023	248
LCS	28	USS SAVANNAH	CNSP	SSD	2023	PSA	10/3/2022	12/31/2022	90
LCS	6	USS JACKSON	CNSP	SSD	2023	DSRA2	10/3/2022	5/19/2023	229
DDG	111	USS SPRUANCE	CNSP	SSD	2023	SRA2-1	11/7/2022	3/28/2023	142
DDG	92	USS MOMSEN	CNSP	SSD	2023	DMP	12/5/2022	9/12/2024	648
LCS	18	USS CHARLESTON	CNSP	SSD	2023	DSRA1	1/9/2023	8/17/2023	221
CG	71	USS CAPE ST. GEORGE	SEA 21	SSD	2023	REINT	1/16/2023	5/15/2023	120
DDG	1000	USS ZUMWALT	CNSP	SSD	2023	DSRA	1/23/2023	10/30/2023	281
LPD	23	USS ANCHORAGE	CNSP	SSD	2023	DSRA1	1/30/2023	2/9/2024	376
LCS	30	USS CANBERRA	CNSP	SSD	2023	PSA	2/1/2023	4/30/2023	89
LHA	7	USS TRIPOLI	CNSP	SSD	2023	SRA1-1	3/6/2023	8/24/2024	538
LCS	22	USS KANSAS CITY	CNSP	SSD	2023	DSRA1	3/21/2023	11/1/2023	226
LCS	20	USS CINCINNATI	CNSP	SSD	2023	DSRA1	5/30/2023	1/11/2024	227
DDG	123	USS LENAH H. SUTCLIFFE HIGBEE	CNSP	SSD	2023	PSA	6/19/2023	10/6/2023	110
LHD	8	USS MAKIN ISLAND	CNSP	SSD	2023	SRA2-2	6/22/2023	5/20/2024	334
DDG	104	USS STERETT	CNSL	SSD	2023	SRA2-2	8/21/2023	1/9/2024	142
DDG	63	USS STETHEM	CNSP	SSD	2023	SRA4-1	8/28/2023	5/10/2024	257
DDG	93	USS CHUNG-HOON	CNSP	SSD	2023	DMP	8/28/2023	6/5/2025	648
LCS	32	USS SANTA BARBARA	CNAP	SSD	2023	PSA	9/1/2023	11/30/2023	91
LCS	8	USS MONTGOMERY	CNSP	SSD	2023	DSRA2	9/5/2023	5/25/2024	264

FY Total Man-Days Estimate **1,730,251**

FY24

Class	Hull	Ship Name	TYCOM	NSA	Fiscal Year	Assigned Avail Number	Start Date	End Date	Duration
CVN	72	USS ABRAHAM LINCOLN	CNAP	SSD	2024	CIA	9/21/2024	11/5/2024	46
DDG	60	USS PAUL HAMILTON	CNSP	SSD	2024	SRA3-2	10/9/2023	5/24/2024	229
LCS	10	USS GABRIELLE GIFFORDS	CNSP	SSD	2024	DSRA2	1/8/2024	9/25/2024	262
DDG	1001	USS MICHAEL MONSOOR	CNSP	SSD	2024	DSRA	2/21/2024	11/27/2024	281
LCS	24	USS OAKLAND	CNSP	SSD	2024	DSRA1	2/21/2024	10/3/2024	226
LPD	B	LPD-B	CNSP	SSD	2024	DSRA2	2/26/2024	3/8/2025	377
LSD	D	LSD-D	CNSP	SSD	2024	SRA4-1	2/26/2024	2/24/2025	365
LCS	34	USS AUGUSTA	CNAP	SSD	2024	PSA	4/1/2024	6/30/2024	91
LSD	49	USS HARPERS FERRY	CNSP	SSD	2024	SRA4-1	4/29/2024	4/4/2025	341
LPD	26	USS JOHN P. MURTHA	CNSP	SSD	2024	SRA1-2	5/6/2024	4/25/2025	355
LHD	4	USS BOXER	CNSP	SSD	2024	SRA4-1	5/20/2024	3/22/2025	307
DDG	1002	USS LYNDON B. JOHNSON	CNSP	SSD	2024	PSA	7/1/2024	10/25/2024	117
LCS	12	USS OMAHA	CNSP	SSD	2024	SRA	7/29/2024	4/11/2025	257
DDG	125	USS JACK H. LUCAS	CNSP	SSD	2024	PSA	8/1/2024	11/30/2024	122
LCS	14	USS MANCHESTER	CNSP	SSD	2024	SRA	8/5/2024	12/16/2024	134
DDG	59	USS RUSSELL	CNSP	SSD	2024	DSRA3	9/9/2024	9/7/2025	364
DDG	97	USS HALSEY	CNSP	SSD	2024	DMP	9/23/2024	8/25/2026	702

FY Total Man-Days Estimate **1,618,155**

"Intent of this information is to provide U.S. DoD industry contractors a general schedule for information and planning purposes for upcoming surface ship maintenance periods- It does not constitute any request for information or request for proposals or any commitment to contract for work in accordance with this plan. This information is to assist U.S. DoD industry contractors by providing a broad overview of frequently changing (driven by U.S. Navy operations) maintenance schedules and is not a guarantee of workload or exact ship schedules"

"Distribution Statement A: Approved for Public Release; Distribution is unlimited."

SERMC Private Sector

Workload Color Legend: CM | CG | DDG | FF | LCS | LHD | LPD | LSD | PC | SCMAV | Planned DECOM

CG / LSD Modernization Program | CG / LSD Mod Program (CWB) | CWB Contract Strategy (Pattern in standard Class color) | PSA | Awarded Avail

----- Black Dash Line: SURGE Capacity ------ Green Dash Line: Port Estimated Capacity

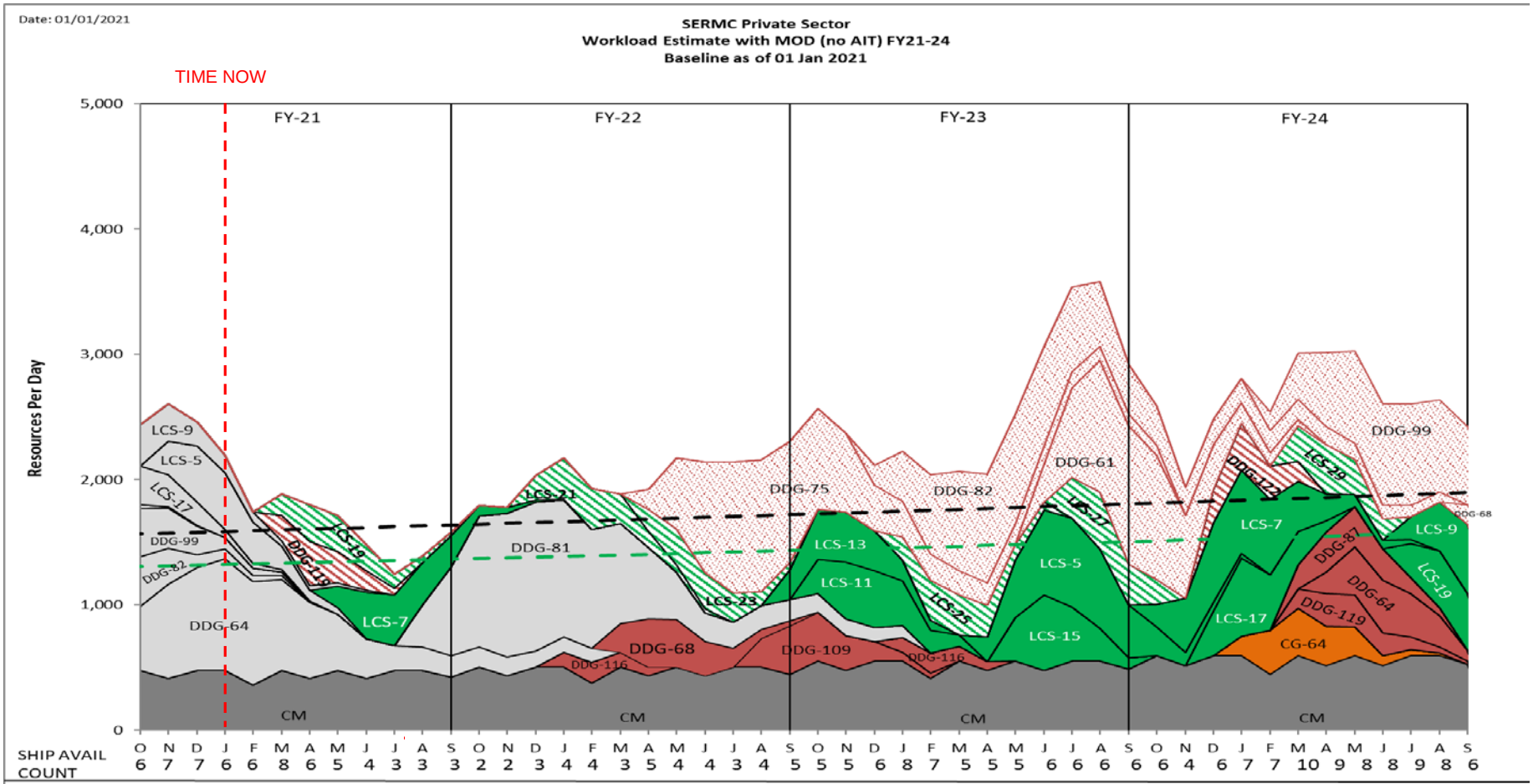

Total FY Man-Days	467,745	512,284	646,369	666,739
Average FY Man-Days	1,864	2,041	2,585	2,656

"Distribution Statement A: Approved for Public Release; Distribution is unlimited."

SERMC Private Sector
Workload Forecast with MOD estimates (no AIT) FY21 - FY24
Industry Forecast - as of 01 JAN 2021

CG / LSD Modernization Coast Wide Bid (Duration > 10 Months)

FY21

Class	Hull	Ship Name	TYCOM	NSA	Fiscal Year	Assigned Avail Number	Start Date	End Date	Duration
LCS	5	USS MILWAUKEE	CNSL	SJACK	2021	SRA1	11/30/2020	5/14/2021	166
LCS	19	USS ST. LOUIS	CNSL	SJACK	2021	PSA	3/1/2021	9/30/2021	214
DDG	119	USS DELBERT D. BLACK	CNSL	SJACK	2021	PSA	3/29/2021	7/19/2021	113
LCS	7	USS DETROIT	CNSL	SJACK	2021	EM	5/17/2021	1/21/2022	250
DDG	81	USS WINSTON S. CHURCHILL	CNSL	SJACK	2021	DMP	8/9/2021	1/13/2023	523

467,745

FY Total Man-Days Estimate

FY22

Class	Hull	Ship Name	TYCOM	NSA	Fiscal Year	Assigned Avail Number	Start Date	End Date	Duration
LCS	21	USS MINNEAPOLIS ST. PAUL	CNSL	SJACK	2022	PSA	12/6/2021	6/24/2022	201
DDG	116	USS THOMAS HUDNER	CNSL	SJACK	2022	ISRA	1/3/2022	4/12/2022	100
DDG	68	USS THE SULLIVANS	CNSL	SJACK	2022	SRA3-3	3/14/2022	9/9/2022	180
LCS	23	USS COOPERSTOWN	CNSL	SJACK	2022	PSA	4/4/2022	9/23/2022	173
DDG	75	USS DONALD COOK	CNSL	SJACK	2022	EDSRA	4/18/2022	10/13/2023	544
DDG	109	USS JASON DUNHAM	CNSL	SJACK	2022	SRA2-1	8/29/2022	2/10/2023	166
LCS	13	USS WICHITA	CNSL	SJACK	2022	SRA1	9/26/2022	2/3/2023	131

512,284

FY Total Man-Days Estimate

FY23

Class	Hull	Ship Name	TYCOM	NSA	Fiscal Year	Assigned Avail Number	Start Date	End Date	Duration
LCS	11	USS SIOUX CITY	CNSL	SJACK	2023	SRA1	10/24/2022	3/17/2023	145
DDG	82	USS LASSEN	CNSL	SJACK	2023	DMP	12/5/2022	8/16/2024	621
DDG	116	USS THOMAS HUDNER	CNSL	SJACK	2023	ISRA	1/2/2023	4/11/2023	100
LCS	25	USS MARINETTE	CNSL	SJACK	2023	PSA	1/9/2023	6/30/2023	173
LCS	5	USS MILWAUKEE	CNSL	SJACK	2023	DSRA1	4/24/2023	1/26/2024	278
LCS	15	USS BILLINGS	CNSL	SJACK	2023	SRA1	5/1/2023	9/15/2023	138
DDG	61	USS RAMAGE	CNSL	SJACK	2023	DSRA3	6/26/2023	3/1/2024	250
LCS	27	USS NANTUCKET	CNSL	SJACK	2023	PSA	7/3/2023	10/27/2023	117

646,369

FY Total Man-Days Estimate

FY24

Class	Hull	Ship Name	TYCOM	NSA	Fiscal Year	Assigned Avail Number	Start Date	End Date	Duration
LCS	7	USS DETROIT	CNSL	SJACK	2024	DSRA1	10/23/2023	7/26/2024	278
DDG	122	USS JOHN BASILONE	CNSL	SJACK	2024	PSA	12/4/2023	3/30/2024	118
LCS	17	USS INDIANAPOLIS	CNSL	SJACK	2024	SRA1	12/11/2023	4/26/2024	138
CG	64	USS GETTYSBURG	CNSL	SJACK	2024	SRA4-1	1/22/2024	8/2/2024	194
DDG	99	USS FARRAGUT	CNSL	SJACK	2024	DMP	2/5/2024	10/17/2025	621
LCS	29	USS BELOIT	CNAL	SJACK	2024	PSA	3/4/2024	6/28/2024	117
DDG	87	USS MASON	CNSL	SJACK	2024	SRA3-1	3/11/2024	8/23/2024	166
DDG	119	USS DELBERT D. BLACK	CNSL	SJACK	2024	SRA1-1	3/18/2024	9/6/2024	173
DDG	64	USS CARNEY	CNSL	SJACK	2024	SRA3-1	4/22/2024	11/22/2024	215
LCS	19	USS ST. LOUIS	CNSL	SJACK	2024	SRA1	7/29/2024	12/6/2024	131
LCS	9	USS LITTLE ROCK	CNSL	SJACK	2024	DSRA1	7/29/2024	5/2/2025	278
DDG	68	USS THE SULLIVANS	CNSL	SJACK	2024	DSRA3	9/9/2024	12/5/2025	453

666,739

FY Total Man-Days Estimate

"Intent of this information is to provide U.S. DoD industry contractors a general schedule for information and planning purposes for upcoming surface ship maintenance periods- It does not constitute any request for information or request for proposals or any commitment to contract for work in accordance with this plan. This information is to assist U.S. DoD industry contractors by providing a broad overview of frequently changing (driven by U.S. Navy operations) maintenance schedules and is not a guarantee of workload or exact ship schedules"

"Distribution Statement A: Approved for Public Release; Distribution is unlimited."

NWRMC Private Sector

Workload Color Legend: CM | Small Craft | S/Y Contracting | CVN | DDG | LCS | PSA | Awarded Avail

CG / LSD Modernization Program | CWB Contract Strategy (Pattern in standard Class color)

Black Dash Line: SURGE Capacity | Green Dash Line: Port Estimated Capacity

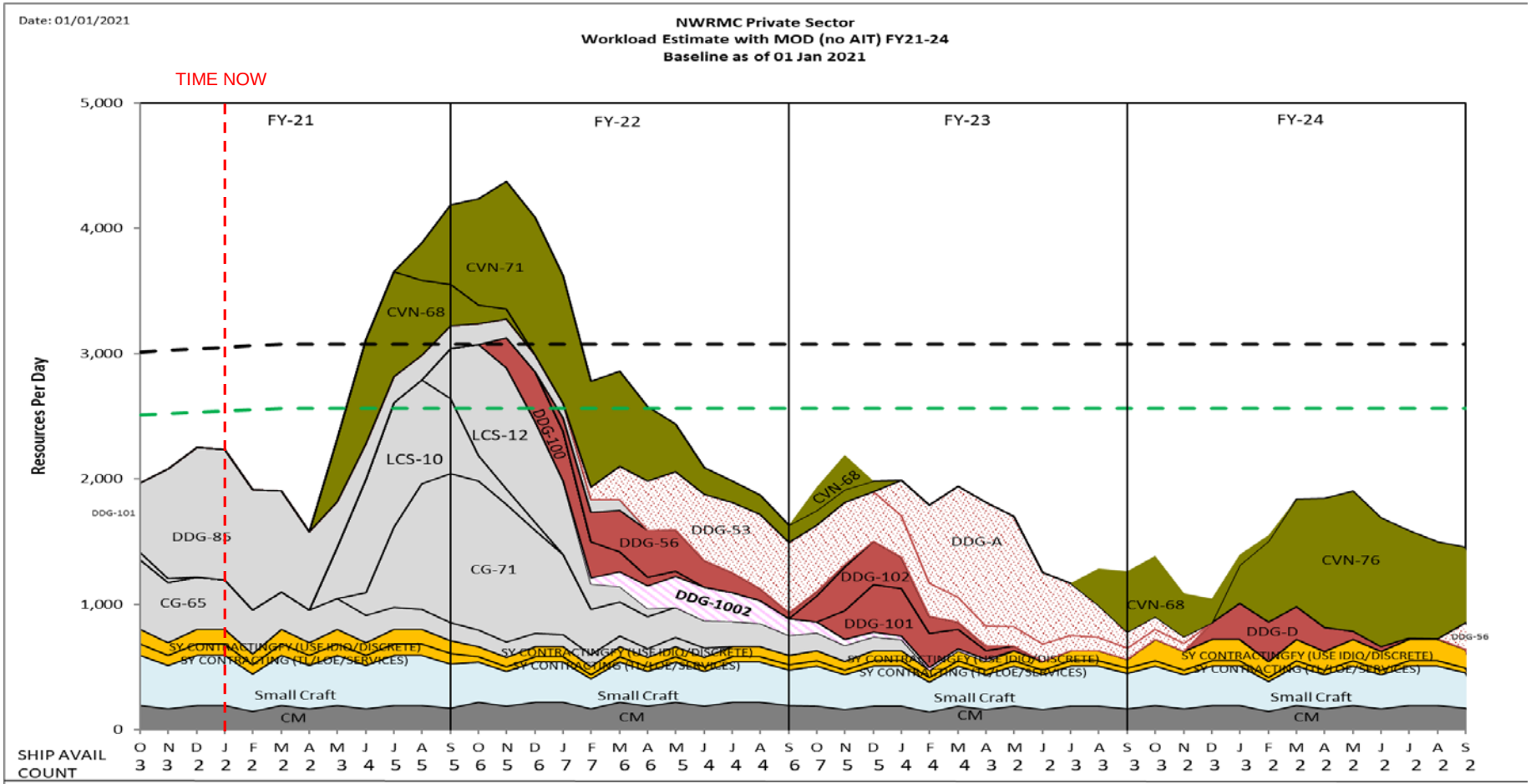

	FY-21	FY-22	FY-23	FY-24
Total FY Man-Days	654,091	713,206	420,831	385,032
Average FY Man-Days	2,606	2,841	1,683	1,534

"Distribution Statement A: Approved for Public Release; Distribution is unlimited."

NWRMC Private Sector
Workload Forecast with MOD estimates (no AIT) FY21 - FY24
Industry Forecast - as of 01 JAN 2021

CG / LSD Modernization Coast Wide Bid (Duration > 10 Months)

FY21

Class	Hull	Ship Name	TYCOM	NSA	Fiscal Year	Assigned Avail Number	Start Date	End Date	Duration
CVN	68	USS NIMITZ	CNAP	SPUGT	2021	PIA3	5/1/2021	11/1/2021	185
CVN	71	USS THEODORE ROOSEVELT	CNAP	SPUGT	2021	DPIA3	8/21/2021	12/21/2022	488
LCS	10	USS GABRIELLE GIFFORDS	CNSP	SSD	2021	DSRA1	5/18/2021	12/4/2021	201
CG	71	USS CAPE ST. GEORGE	SEA 21	SPUGT	2021	MODPRD	6/21/2021	1/13/2023	572
LCS	12	USS OMAHA	CNSP	SSD	2021	DSRA1	9/13/2021	4/1/2022	201

FY Total Man-Days Estimate 654,091

FY22

Class	Hull	Ship Name	TYCOM	NSA	Fiscal Year	Assigned Avail Number	Start Date	End Date	Duration
DDG	1002	USS LYNDON B. JOHNSON	CNSP	SSDPH	2022	PDA	2/7/2022	4/28/2023	446
DDG	100	USS KIDD	CNSP	SPUGT	2022	SRA2-2	11/19/2021	5/16/2022	179
DDG	56	USS JOHN S. MCCAIN	CNSP	SPUGT	2022	SRA4-1	1/10/2022	11/1/2022	296
DDG	53	USS JOHN PAUL JONES	CNSP	SPUGT	2022	DSRA3	2/14/2022	11/3/2023	628

FY Total Man-Days Estimate 713,206

FY23

Class	Hull	Ship Name	TYCOM	NSA	Fiscal Year	Assigned Avail Number	Start Date	End Date	Duration
CVN	68	USS NIMITZ	CNAP	SPUGT	2023	CIA3	10/15/2022	11/28/2022	45
CVN	68	USS NIMITZ	CNAP	SPUGT	2023	PIA	8/28/2023	2/28/2024	185
DDG	102	USS SAMPSON	CNSP	SPUGT	2023	SRA2-1	10/17/2022	4/4/2023	170
DDG	101	USS GRIDLEY	CNSP	SPUGT	2023	SRA2-2	11/14/2022	5/4/2023	172
DDG	A	DDG-A	CNSP	SPUGT	2023	DSRA4	1/9/2023	11/24/2023	320

FY Total Man-Days Estimate 420,831

FY24

Class	Hull	Ship Name	TYCOM	NSA	Fiscal Year	Assigned Avail Number	Start Date	End Date	Duration
CVN	76	USS RONALD REAGAN	CNAP	SPUGT	2024	DPIA	1/16/2024	5/16/2025	487
DDG	D	DDG-D	CNSP	SPUGT	2024	SRA5-1	12/5/2023	8/1/2024	241
DDG	56	USS JOHN S. MCCAIN	CNSP	SPUGT	2024	DSRA4	9/30/2024	8/31/2025	336

FY Total Man-Days Estimate 385,032

"Intent of this information is to provide U.S. DoD industry contractors a general schedule for information and planning purposes for upcoming surface ship maintenance periods- It does not constitute any request for information or request for proposals or any commitment to contract for work in accordance with this plan. This information is to assist U.S. DoD industry contractors by providing a broad overview of frequently changing (driven by U.S. Navy operations) maintenance schedules and is not a guarantee of workload or exact ship schedules"

"Distribution Statement A: Approved for Public Release; Distribution is unlimited."

HRMC Private Sector

Workload Color Legend: CM CG DDG PSA Awarded Avail

Black Dash Line: SURGE Capacity Green Dash Line: Port Estimated Capacity

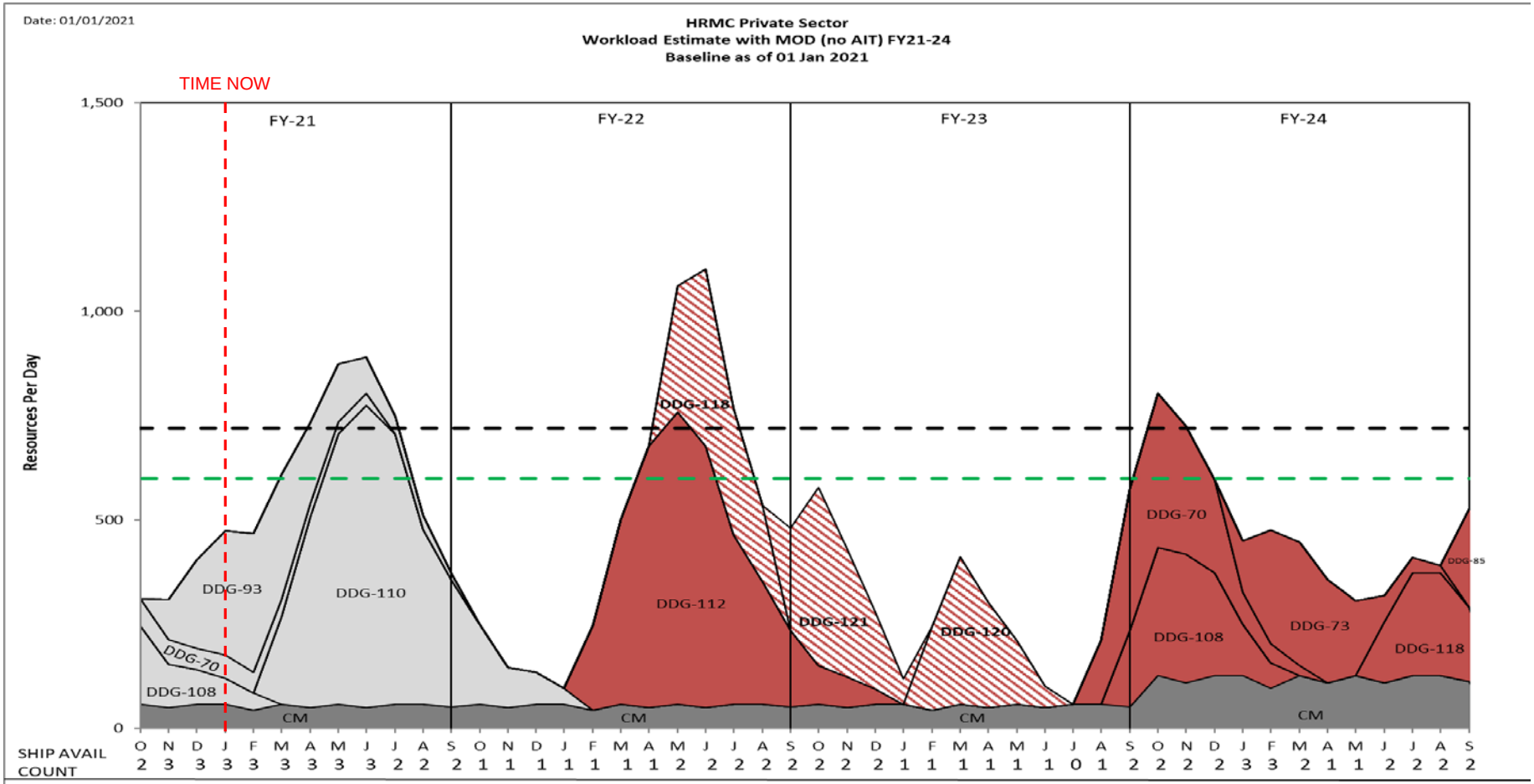

"Distribution Statement A: Approved for Public Release; Distribution is unlimited."

HRMC Private Sector
Workload Forecast with MOD estimates (no AIT) FY21 - FY24
Industry Forecast - as of 01 JAN 2021

CG / LSD Modernization Coast Wide Bid (Duration > 10 Months)

FY21

Class	Hull	Ship Name	TYCOM	NSA	Fiscal Year	Assigned Avail Number	Start Date	End Date	Duration
DDG	93	USS CHUNG-HOON	CNSP	SSDPH	2021	SRA2-2	11/30/2020	9/24/2021	299
DDG	110	USS WILLIAM P. LAWRENCE	CNSP	SSDPH	2021	DSRA1	3/1/2021	1/21/2022	327

FY Total Man-Days Estimate **141,179**

FY22

Class	Hull	Ship Name	TYCOM	NSA	Fiscal Year	Assigned Avail Number	Start Date	End Date	Duration
DDG	112	USS MICHAEL MURPHY	CNSP	SSDPH	2022	DSRA1	2/7/2022	12/23/2022	320
DDG	118	USS DANIEL INOUYE	CNSP	SSDPH	2022	PSA	5/2/2022	8/19/2022	110
DDG	121	USS FRANK E. PETERSEN JR	CNSP	SSDPH	2022	PSA	9/26/2022	1/13/2023	110

FY Total Man-Days Estimate **126,904**

FY23

Class	Hull	Ship Name	TYCOM	NSA	Fiscal Year	Assigned Avail Number	Start Date	End Date	Duration
DDG	120	USS CARL M. LEVIN	CNSP	SSDPH	2023	PSA	2/27/2023	6/14/2023	108
DDG	70	USS HOPPER	CNSP	SSDPH	2023	SRA3-1	8/21/2023	3/6/2024	199
DDG	108	USS WAYNE E. MEYER	CNSP	SSDPH	2023	SRA2-1	9/25/2023	2/11/2024	140

FY Total Man-Days Estimate **74,271**

FY24

Class	Hull	Ship Name	TYCOM	NSA	Fiscal Year	Assigned Avail Number	Start Date	End Date	Duration
DDG	73	USS DECATUR	CNSP	SSDPH	2024	SRA3-1	1/15/2024	8/16/2024	215
DDG	118	USS DANIEL INOUYE	CNSP	SSDPH	2024	SRA1-1	6/24/2024	12/6/2024	166
DDG	85	USS MCCAMPBELL	CNSP	SSDPH	2024	SRA3-1	9/9/2024	2/19/2025	164

FY Total Man-Days Estimate **119,948**

"Intent of this information is to provide U.S. DoD industry contractors a general schedule for information and planning purposes for upcoming surface ship maintenance periods- It does not constitute any request for information or request for proposals or any commitment to contract for work in accordance with this plan. This information is to assist U.S. DoD industry contractors by providing a broad overview of frequently changing (driven by U.S. Navy operations) maintenance schedules and is not a guarantee of workload or exact ship schedules"

"Distribution Statement A: Approved for Public Release; Distribution is unlimited."