MARMC / SWRMC / SERMC / NWRMC / HRMC
Total Private Sector Workload Estimate
including MOD estimates (no AIT)
FY20 - FY23

Industry Version FY20 Q1 M3
Baseline as of 01 DEC 2019

"Intent of this information is to provide U.S. DoD industry contractors a general schedule for information and planning purposes for upcoming surface ship maintenance periods- It does not constitute any request for information or request for proposals or any commitment to contract for work in accordance with this plan. This information is to assist U.S. DoD industry contractors by providing a broad overview of frequently changing (driven by U.S. Navy operations) maintenance schedules and is not a guarantee of workload or exact ship schedules"

Distribution Statement A: Approved for Public Release; Distribution is unlimited.

MARMC Private Sector

Workload Color Legend: CM | Small Craft | S/Y Contracting | CG | CVN | DDG | LHD | LPD | LSD | PC

CG / LSD Modernization Program | PSA | Coast-Wide Contracting Strategy (CWB) | CG / LSD Mod Program (CWB)

Black Dash Line: Surge Capacity | Green Dash Line: Port Estimated Capacity

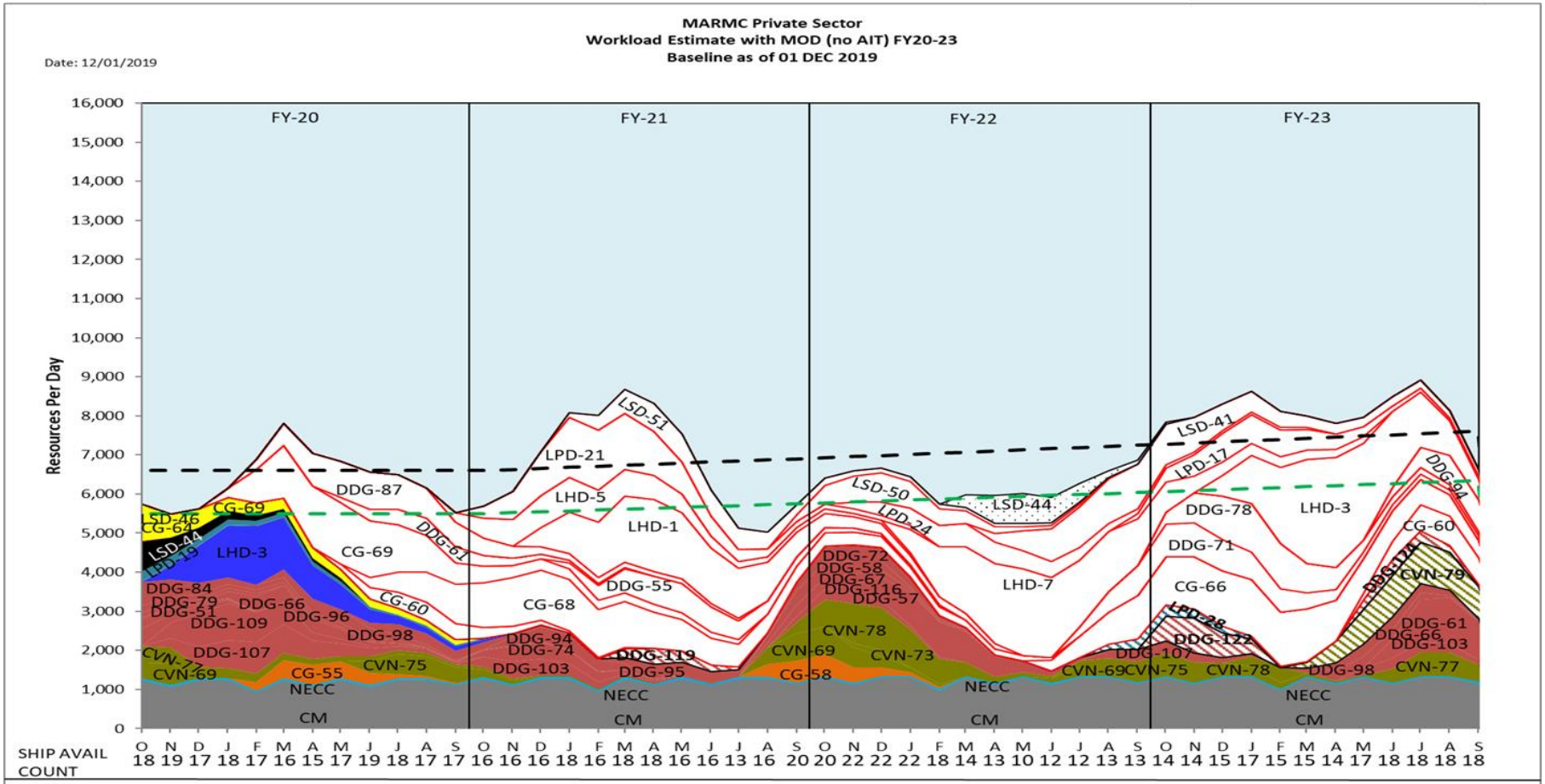

	FY-20	FY-21	FY-22	FY-23
Total FY Man-Days	1,601,371	1,704,671	1,580,979	2,011,078
Average FY Man-Days	6,355	6,792	6,299	8,044

Distribution Statement A: Approved for Public Release; Distribution is unlimited.

MARMC Private Sector
Workload Forecast with MOD estimates (no AIT) FY20 – FY22
Industry Forecast - as of 01 DEC 2019

CG / LSD Modernization Coast Wide Bid (Duration > 10 Months)

FY20

Class	Hull	Ship Name	TYCOM	NSA	Fiscal Year	Assigned Avail Number	Start Date	End Date	Duration
CVN	69	USS DWIGHT D. EISENHOWER	CNAL	SPORT	2020	CIA	10/1/2019	11/14/2019	45
CVN	75	USS HARRY S. TRUMAN	CNAL	SPORT	2020	ECIA	6/1/2020	11/30/2020	183
DDG	109	USS JASON DUNHAM	CNSL	SPORT	2020	DSRA1	11/13/2019	6/7/2020	208
LHD	3	USS KEARSARGE	CNSL	SPORT	2020	SRA3-3	11/18/2019	10/9/2020	327
DDG	107	USS GRAVELY	CNSL	SPORT	2020	DSRA1	11/25/2019	9/11/2020	292
DDG	66	USS GONZALEZ	CNSL	SPORT	2020	SRA3-1	1/6/2020	8/14/2020	222
CG	69	USS VICKSBURG	SEA 21	SPORT	2020	MODPRD	1/21/2020	7/16/2021	543
DDG	87	USS MASON	CNSL	SPORT	2020	DMP	2/3/2020	7/23/2021	537
CG	55	USS LEYTE GULF	CNSL	SPORT	2020	SRA4-2	2/17/2020	9/11/2020	208
DDG	96	USS BAINBRIDGE	CNSL	SPORT	2020	SRA2-2	3/9/2020	9/25/2020	201
CG	60	USS NORMANDY	CNSL	SPORT	2020	SRA4-2	5/18/2020	3/26/2021	313
DDG	61	USS RAMAGE	CNSL	SPORT	2020	SRA3-2	5/18/2020	3/26/2021	313
CG	68	USS ANZIO	SEA 21	SPORT	2020	MODPRD	6/8/2020	6/3/2022	726
DDG	98	USS FORREST SHERMAN	CNSL	SPORT	2020	SRA2-1	6/15/2020	1/15/2021	215
LSD	46	USS TORTUGA	SEA 21	SPORT	2020	REINT	9/5/2020	12/4/2020	91
LHD	5	USS BATAAN	CNSL	SPORT	2020	SRA3-2	9/14/2020	1/21/2022	495
CG	64	USS GETTYSBURG	SEA 21	SPORT	2020	REINT	9/26/2020	1/22/2021	119

FY Total Man-Days Estimate **1,601,371**

FY21

Class	Hull	Ship Name	TYCOM	NSA	Fiscal Year	Assigned Avail Number	Start Date	End Date	Duration
CVN	69	USS DWIGHT D. EISENHOWER	CNAL	SPORT	2021	PIA 3	8/30/2021	2/27/2022	182
CVN	78	USS GERALD R. FORD	CNAL	SPORT	2021	PIA1	9/1/2021	6/1/2022	274
LPD	21	USS NEW YORK	CNSL	SPORT	2021	DSRA1	10/5/2020	1/14/2022	467
DDG	103	USS TRUXTUN	CNSL	SPORT	2021	SRA2-1	10/26/2020	4/23/2021	180
DDG	74	USS MCFAUL	CNSL	SPORT	2021	SRA3-1	10/26/2020	6/18/2021	236
DDG	94	USS NITZE	CNSL	SPORT	2021	SRA2-2	11/9/2020	4/2/2021	145
LHD	1	USS WASP	CNSL	SPORT	2021	DPMA3	12/7/2020	4/8/2022	488
LSD	51	USS OAK HILL	CNSL	SPORT	2021	SRA3-2	1/4/2021	7/29/2022	572
DDG	55	USS STOUT	CNSL	SPORT	2021	DSRA3	1/18/2021	2/18/2022	397
DDG	119	USS DELBERT D. BLACK	CNSL	SPORT	2021	PSA	3/15/2021	7/2/2021	110
DDG	95	USS JAMES E. WILLIAMS	CNSL	SPORT	2021	SRA2-2	3/15/2021	10/15/2021	215
CG	56	USS SAN JACINTO	CNSL	SPORT	2021	SRA4-2	4/19/2021	1/21/2022	278
CG	69	USS VICKSBURG	SEA 21	SPORT	2021	REINT	7/17/2021	11/12/2021	119
CG	58	USS PHILIPPINE SEA	CNSL	SPORT	2021	SRA5-1	8/16/2021	2/4/2022	173
DDG	58	USS LABOON	CNSL	SPORT	2021	SRA3-3	8/16/2021	3/18/2022	215
DDG	67	USS COLE	CNSL	SPORT	2021	SRA3-1	8/16/2021	3/25/2022	222
CG	61	USS MONTEREY	CNSL	SPORT	2021	SRA3-2	8/23/2021	4/15/2022	236
CG	72	USS VELLA GULF	CNSL	SPORT	2021	EDSRA	8/23/2021	2/3/2023	530
DDG	116	USS THOMAS HUDNER	CNSL	SPORT	2021	SRA1-1	9/13/2021	2/11/2022	152
DDG	72	USS MAHAN	CNSL	SPORT	2021	SRA3-2	9/20/2021	4/29/2022	222
LSD	50	USS CARTER HALL	CNSL	SPORT	2021	SRA3-2	9/20/2021	8/12/2022	327

FY Total Man-Days Estimate **1,704,671**

"Intent of this information is to provide U.S. DoD industry contractors a general schedule for information and planning purposes for upcoming surface ship maintenance periods- It does not constitute any request for information or request for proposals or any commitment to contract for work in accordance with this plan. This information is to assist U.S. DoD industry contractors by providing a broad overview of frequently changing (driven by U.S. Navy operations) maintenance schedules and is not a guarantee of workload or exact ship schedules"

Distribution Statement A: Approved for Public Release; Distribution is unlimited.

MARMC Private Sector
Workload Forecast with MOD estimates (no AIT) FY22 - FY23
Industry Forecast - as of 01 DEC 2019

CG / LSD Modernization Coast Wide Bid (Duration > 10 Months)

FY22

Class	Hull	Ship Name	TYCOM	NSA	Fiscal Year	Assigned Avail Number	Start Date	End Date	Duration
CVN	73	USS GEORGE WASHINGTON	CNAL	SPORT	2022	CIA (R)	11/1/2021	12/30/2021	60
CVN	69	USS DWIGHT D. EISENHOWER	CNAL	SPORT	2022	CIA	6/27/2022	8/11/2022	46
CVN	75	USS HARRY S. TRUMAN	CNAL	SPORT	2022	PIA3	7/21/2022	5/21/2023	305
LPD	24	USS ARLINGTON	CNSL	SPORT	2022	SRA1-2	11/1/2021	3/3/2023	488
DDG	57	USS MITSCHER	CNSL	SPORT	2022	DSRA3	11/8/2021	8/12/2022	278
LHD	7	USS IWO JIMA	CNSL	SPORT	2022	DPMA2	1/17/2022	5/5/2023	474
LSD	44	USS GUNSTON HALL	CNSL	SPORT	2022	SRA4-1	3/14/2022	10/14/2022	215
LSD	41	USS WHIDBEY ISLAND	CNSL	SPORT	2022	EDSRA	4/4/2022	12/15/2023	621
CG	68	USS ANZIO	SEA 21	SPORT	2022	REINT	6/4/2022	9/30/2022	119
CG	66	USS HUE CITY	SEA 21	SPORT	2022	MODPRD	6/6/2022	10/25/2024	873
DDG	71	USS ROSS	CNSL	SPORT	2022	EDSRA	7/25/2022	12/22/2023	516
DDG	107	USS GRAVELY	CNSL	SPORT	2022	SRA2-1	8/8/2022	1/20/2023	166
LPD	28	USS FORT LAUDERDALE	CNAL	SPORT	2022	PSA	8/21/2022	3/27/2023	219
DDG	96	USS BAINBRIDGE	CNSL	SPORT	2022	DMP	9/5/2022	2/2/2024	516
LPD	17	USS SAN ANTONIO	CNSL	SPORT	2022	SRA2-1	9/26/2022	12/8/2023	439

FY Total Man-Days Estimate **1,580,979**

FY23

Class	Hull	Ship Name	TYCOM	NSA	Fiscal Year	Assigned Avail Number	Start Date	End Date	Duration
CVN	78	USS GERALD R. FORD	CNAL	SPORT	2023	CIA	1/9/2023	2/22/2023	45
CVN	79	USS JOHN F. KENNEDY	CNAL	SPORT	2023	PSA/SRA	3/23/2023	9/30/2024	558
CVN	77	USS GEORGE H.W. BUSH	CNAL	SPORT	2023	PIA2	6/14/2023	12/15/2023	185
DDG	122	USS JOHN BASILONE	CNSL	SPORT	2023	PSA	10/3/2022	1/23/2023	113
DDG	78	USS PORTER	CNSL	SPORT	2023	EDSRA	10/10/2022	10/13/2023	369
LHD	3	USS KEARSARGE	CNSL	SPORT	2023	DPMA3	12/5/2022	2/23/2024	446
DDG	66	USS GONZALEZ	CNSL	SPORT	2023	SRA3-2	3/6/2023	10/6/2023	215
DDG	98	USS FORREST SHERMAN	CNSL	SPORT	2023	SRA2-2	4/17/2023	10/6/2023	173
CG	60	USS NORMANDY	CNSL	SPORT	2023	DSRA4	5/8/2023	4/5/2024	334
DDG	103	USS TRUXTUN	CNSL	SPORT	2023	SRA2-2	5/8/2023	10/27/2023	173
DDG	124	USS HARVEY C. BARNUM JR	CNSL	SPORT	2023	PSA	5/15/2023	9/4/2023	113
DDG	94	USS NITZE	CNSL	SPORT	2023	DMP	6/12/2023	11/1/2024	509
DDG	61	USS RAMAGE	CNSL	SPORT	2023	DSRA3	6/26/2023	2/16/2024	236

FY Total Man-Days Estimate **2,011,078**

"Intent of this information is to provide U.S. DoD industry contractors a general schedule for information and planning purposes for upcoming surface ship maintenance periods- It does not constitute any request for information or request for proposals or any commitment to contract for work in accordance with this plan. This information is to assist U.S. DoD industry contractors by providing a broad overview of frequently changing (driven by U.S. Navy operations) maintenance schedules and is not a guarantee of workload or exact ship schedules"

Distribution Statement A: Approved for Public Release; Distribution is unlimited.

SWRMC Private Sector

Workload Color Legend: CM, CG, CVN, DDG 1000, DDG, FF, LCS, LHA, LHD, LPD, LSD, MCM
CG / LSD Modernization Program, PDA/PSA, Coast-Wide Contracting Strategy (CWB), CG / LSD Mod Program (CWB)
Black Dash Line: Surge Capacity, Green Dash Line: Port Estimated Capacity

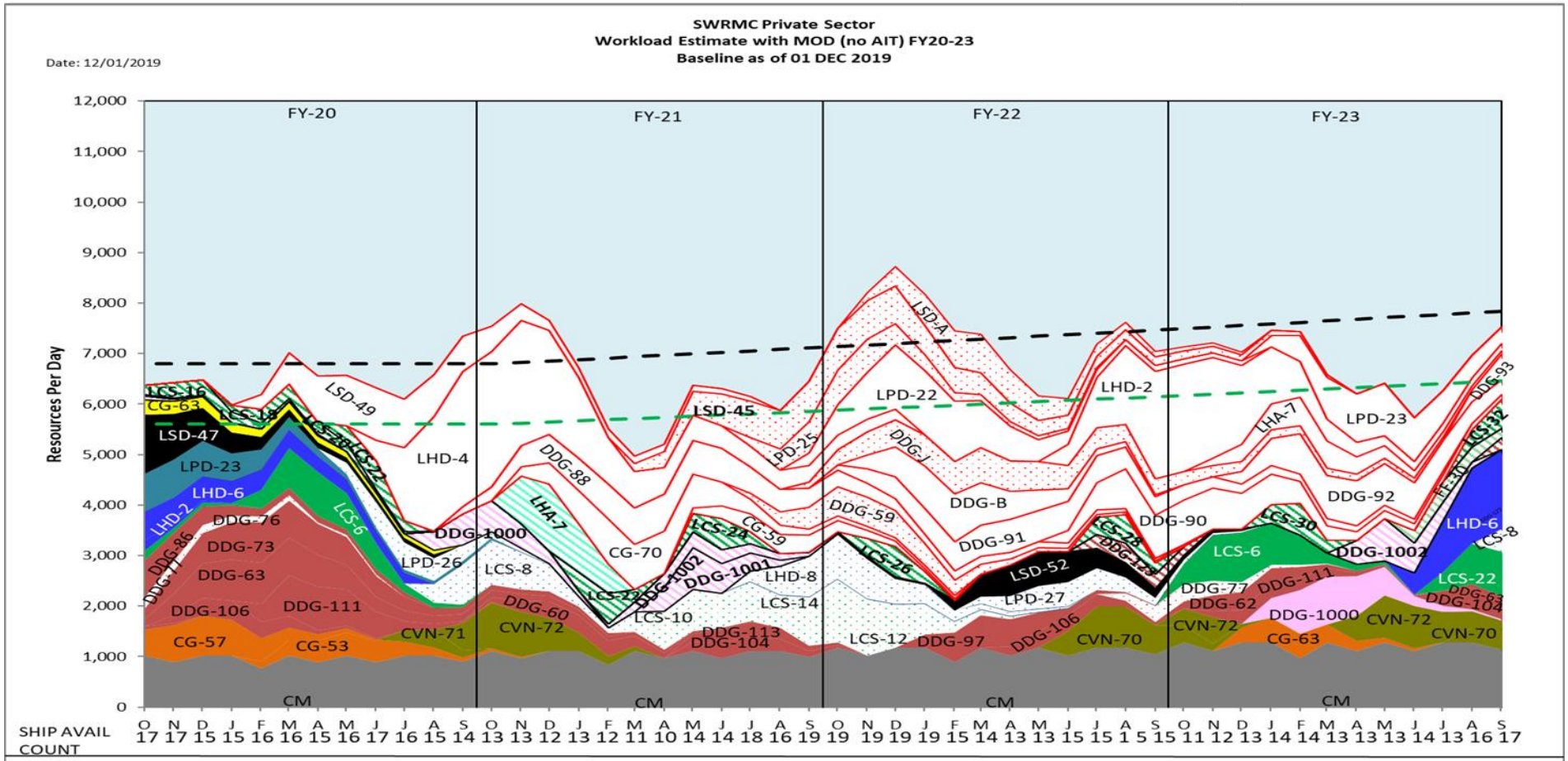

	FY-20	FY-21	FY-22	FY-23
Total FY Man-Days	1,635,431	1,596,842	1,843,297	1,702,993
Average FY Man-Days	6,490	6,362	7,344	6,812

Distribution Statement A: Approved for Public Release; Distribution is unlimited.

SWRMC Private Sector
Workload Forecast with MOD estimates (no AIT) FY20 – FY21
Industry Forecast - as of 01 DEC 2019

CG / LSD Modernization | Coast Wide Bid (Duration > 10 Months) | DDG 1000 Ship

FY20

Class	Hull	Ship Name	TYCOM	NSA	Fiscal Year	Assigned Avail Number	Start Date	End Date	Duration
CVN	71	USS THEODORE ROOSEVELT	CNAP	SSD	2020	CIA	7/31/2020	9/13/2020	45
CVN	72	USS ABRAHAM LINCOLN	CNAP	SSD	2020	PIA2	9/30/2020	3/31/2021	183
DDG	63	USS STETHEM	CNSP	SSD	2020	EDSRA	10/1/2019	4/2/2021	550
DDG	73	USS DECATUR	CNSP	SSD	2020	EDSRA	10/1/2019	2/5/2021	494
LCS	16	USS TULSA	CNSP	SSD	2020	PSA	10/1/2019	4/30/2020	213
DDG	106	USS STOCKDALE	CNSP	SSD	2020	SRA2-1	11/18/2019	6/29/2020	225
LCS	18	USS CHARLESTON	CNSP	SSD	2020	PSA	1/1/2020	8/31/2020	244
CG	53	USS MOBILE BAY	CNSP	SSD	2020	SRA3-3	2/3/2020	11/20/2020	292
DDG	111	USS SPRUANCE	CNSP	SSD	2020	DSRA1	2/17/2020	10/30/2020	257
LCS	6	USS JACKSON	CNSP	SSD	2020	DSRA1	2/17/2020	9/14/2020	211
LSD	49	USS HARPERS FERRY	CNSP	SSD	2020	DSRA3	2/24/2020	7/23/2021	516
LCS	20	USS CINCINNATI	CNSP	SSD	2020	PSA	5/1/2020	7/31/2020	92
LPD	26	USS JOHN P. MURTHA	CNSP	SSD	2020	SRA1-1	5/4/2020	1/22/2021	264
LHD	4	USS BOXER	CNSP	SSD	2020	DPMA3	6/15/2020	12/15/2021	549
DDG	1000	USS ZUMWALT	CNSP	SSD	2020	PSA	8/1/2020	1/30/2021	183
CG	63	USS COWPENS	SEA 21	SSD	2020	REINT	8/17/2020	12/14/2020	120
LCS	8	USS MONTGOMERY	CNSP	SSD	2020	DSRA1	8/17/2020	3/12/2021	208
DDG	88	USS PREBLE	CNSP	SSD	2020	DMP	9/14/2020	9/16/2022	733

FY Total Man-Days Estimate 1,635,431

FY21

Class	Hull	Ship Name	TYCOM	NSA	Fiscal Year	Assigned Avail Number	Start Date	End Date	Duration
DDG	60	USS PAUL HAMILTON	CNSP	SSD	2021	SRA3-1	10/26/2020	7/16/2021	264
LHA	7	USS TRIPOLI	CNSP	SSD	2021	PSA	11/1/2020	2/28/2021	120
CG	70	USS LAKE ERIE	CNSP	SSD	2021	SRA3-1	11/16/2020	2/18/2022	460
LCS	22	USS KANSAS CITY	CNSP	SSD	2021	PSA	1/1/2021	3/31/2021	90
DDG	1002	USS LYNDON B. JOHNSON	CNSP	SSD	2021	PDA	2/1/2021	1/31/2022	365
LCS	10	USS GABRIELLE GIFFORDS	CNSP	SSD	2021	DSRA1	3/15/2021	10/8/2021	208
LSD	45	USS COMSTOCK	CNSP	SSD	2021	DSRA3	3/22/2021	3/25/2023	734
DDG	1001	USS MICHAEL MONSOOR	CNSP	SSD	2021	PSA	4/1/2021	8/31/2021	153
LCS	24	USS OAKLAND	CNSP	SSD	2021	PSA	5/1/2021	7/31/2021	92
DDG	104	USS STERETT	CNSP	SSD	2021	SRA2-1	5/3/2021	10/22/2021	173
LSD	A	LSD-A	CNSP	SSD	2021	SRA	11/29/2021	12/16/2022	383
CG	59	USS PRINCETON	CNSP	SSD	2021	SRA3-2	5/10/2021	3/11/2022	306
DDG	113	USS JOHN FINN	CNSP	SSD	2021	SRA1-1	5/17/2021	10/15/2021	152
LCS	12	USS OMAHA	CNSP	SSD	2021	DSRA1	7/12/2021	2/4/2022	208
LCS	14	USS MANCHESTER	CNSP	SSD	2021	DSRA1	7/12/2021	1/7/2022	180
DDG	59	USS RUSSELL	CNSP	SSD	2021	SRA3-2	7/26/2021	10/14/2022	445
LPD	25	USS SOMERSET	CNSP	SSD	2021	SRA1-2	7/26/2021	7/15/2022	355
LHD	8	USS MAKIN ISLAND	CNSP	SSD	2021	PMA2-1	7/26/2021	6/24/2022	334
LPD	22	USS SAN DIEGO	CNSP	SSD	2021	DSRA1	9/13/2021	12/16/2022	460
LPD	27	USS PORTLAND	CNSP	SSD	2021	SRA1-1	3/7/2022	12/2/2022	271
LSD	52	USS PEARL HARBOR	CNSP	SSD	2021	SRA3-2	2/7/2022	12/16/2022	313
DDG	J	DDG-J	CNSP	SSD	2021	DMP	9/27/2021	7/14/2023	656

FY Total Man-Days Estimate 1,596,842

"Intent of this information is to provide U.S. DoD industry contractors a general schedule for information and planning purposes for upcoming surface ship maintenance periods- It does not constitute any request for information or request for proposals or any commitment to contract for work in accordance with this plan. This information is to assist U.S. DoD industry contractors by providing a broad overview of frequently changing (driven by U.S. Navy operations) maintenance schedules and is not a guarantee of workload or exact ship schedules"

Distribution Statement A: Approved for Public Release; Distribution is unlimited.

SWRMC Private Sector
Workload Forecast with MOD estimates (no AIT) FY22
Industry Forecast - as of 01 DEC 2019

CG / LSD Modernization | Coast Wide Bid (Duration > 10 Months) | DDG 1000 Ship

FY22

Class	Hull	Ship Name	TYCOM	NSA	Fiscal Year	Assigned Avail Number	Start Date	End Date	Duration
CVN	70	USS CARL VINSON	CNAP	SSD	2022	PIA3	6/15/2022	12/15/2022	184
DDG	91	USS PINCKNEY	CNSP	SSD	2022	DMP	10/4/2021	7/14/2023	649
DDG	B	DDG-B	CNSP	SSD	2022	DSRA3	11/1/2021	9/2/2022	306
LCS	26	USS MOBILE	CNSP	SSD	2022	PSA	11/1/2021	1/31/2022	92
DDG	97	USS HALSEY	CNSP	SSD	2022	SRA2-2	1/17/2022	9/16/2022	243
DDG	106	USS STOCKDALE	CNSP	SSD	2022	SRA2-2	4/18/2022	9/9/2022	145
DDG	90	USS CHAFEE	CNSP	SSD	2022	DMP	6/6/2022	11/17/2023	530
LHD	2	USS ESSEX	CNSP	SSD	2022	DPMA3	6/6/2022	9/15/2023	467
CG	65	USS CHOSIN	SEA 21	SSD	2022	REINT	6/20/2022	10/17/2022	120
LCS	28	USS SAVANNAH	CNSP	SSD	2022	PSA	7/1/2022	9/30/2022	92
DDG	123	USS LENAH H. SUTCLIFFE HIGBEE	CNSP	SSD	2022	PSA	7/6/2022	10/26/2022	113
DDG	77	USS O'KANE	CNSP	SSD	2022	SRA3-2	8/22/2022	3/10/2023	201

FY Total Man-Days Estimate **1,843,297**

"Intent of this information is to provide U.S. DoD industry contractors a general schedule for information and planning purposes for upcoming surface ship maintenance periods- It does not constitute any request for information or request for proposals or any commitment to contract for work in accordance with this plan. This information is to assist U.S. DoD industry contractors by providing a broad overview of frequently changing (driven by U.S. Navy operations) maintenance schedules and is not a guarantee of workload or exact ship schedules"

Distribution Statement A: Approved for Public Release; Distribution is unlimited.

SWRMC Private Sector
Workload Forecast with MOD estimates (no AIT) FY23
Industry Forecast - as of 01 DEC 2019

CG / LSD Modernization | Coast Wide Bid (Duration > 10 Months) | DDG 1000 Ship

FY23

Class	Hull	Ship Name	TYCOM	NSA	Fiscal Year	Assigned Avail Number	Start Date	End Date	Duration
CVN	72	USS ABRAHAM LINCOLN	CNAP	SSD	2023	CIA	10/2/2022	11/18/2022	48
CVN	72	USS ABRAHAM LINCOLN	CNAP	SSD	2023	PIA2	4/1/2023	10/1/2023	184
CVN	70	USS CARL VINSON	CNAP	SSD	2023	CIA	8/14/2023	9/28/2023	46
DDG	62	USS FITZGERALD	CNSP	SSD	2023	SRA4-1	10/10/2022	6/2/2023	236
LCS	6	USS JACKSON	CNSP	SSD	2023	DSRA2	10/10/2022	5/12/2023	215
DDG	111	USS SPRUANCE	CNSP	SSD	2023	SRA2-1	11/7/2022	6/2/2023	208
LHA	7	USS TRIPOLI	CNSP	SSD	2023	PMA1-1	11/14/2022	11/3/2023	355
CG	63	USS COWPENS	CNSP	SSD	2023	SRA4-1	12/5/2022	6/16/2023	194
DDG	92	USS MOMSEN	CNSP	SSD	2023	DMP	12/5/2022	5/3/2024	516
LCS	30	USS CANBERRA	CNSP	SSD	2023	PSA	1/1/2023	3/31/2023	90
CG	71	USS CAPE ST. GEORGE	SEA 21	SSD	2023	REINT	1/16/2023	5/15/2023	120
DDG	1000	USS ZUMWALT	CNSP	SSD	2023	DSRA	1/23/2023	9/15/2023	236
LPD	23	USS ANCHORAGE	CNSP	SSD	2023	DSRA1	1/30/2023	2/9/2024	376
DDG	1002	USS LYNDON B. JOHNSON	CNSP	SSD	2023	PSA	4/17/2023	8/11/2023	117
FF	30	USS NO NAME	CNSP	SSD	2023	PSA	6/20/2023	10/7/2023	110
LHD	6	USS BONHOMME RICHARD	CNSP	SSD	2023	PMA4-1	6/26/2023	3/15/2024	264
LCS	22	USS KANSAS CITY	CNSP	SSD	2023	DSRA1	7/10/2023	2/2/2024	208
DDG	104	USS STERETT	CNSL	SSD	2023	SRA2-2	7/17/2023	10/20/2023	96
LCS	32	USS SANTA BARBARA	CNAP	SSD	2023	PSA	8/1/2023	10/31/2023	92
DDG	63	USS STETHEM	CNSP	SSD	2023	SRA4-1	8/28/2023	5/10/2024	257
DDG	93	USS CHUNG-HOON	CNSP	SSD	2023	DMP	8/28/2023	1/24/2025	516
DDG	127	USS PATRICK GALLAGHER	CNSP	SSD	2023	PSA	9/1/2023	1/31/2024	153
LCS	8	USS MONTGOMERY	CNSP	SSD	2023	DSRA2	9/5/2023	5/17/2024	256

FY Total Man-Days Estimate **1,702,993**

"Intent of this information is to provide U.S. DoD industry contractors a general schedule for information and planning purposes for upcoming surface ship maintenance periods- It does not constitute any request for information or request for proposals or any commitment to contract for work in accordance with this plan. This information is to assist U.S. DoD industry contractors by providing a broad overview of frequently changing (driven by U.S. Navy operations) maintenance schedules and is not a guarantee of workload or exact ship schedules"

Distribution Statement A: Approved for Public Release; Distribution is unlimited.

SERMC Private Sector

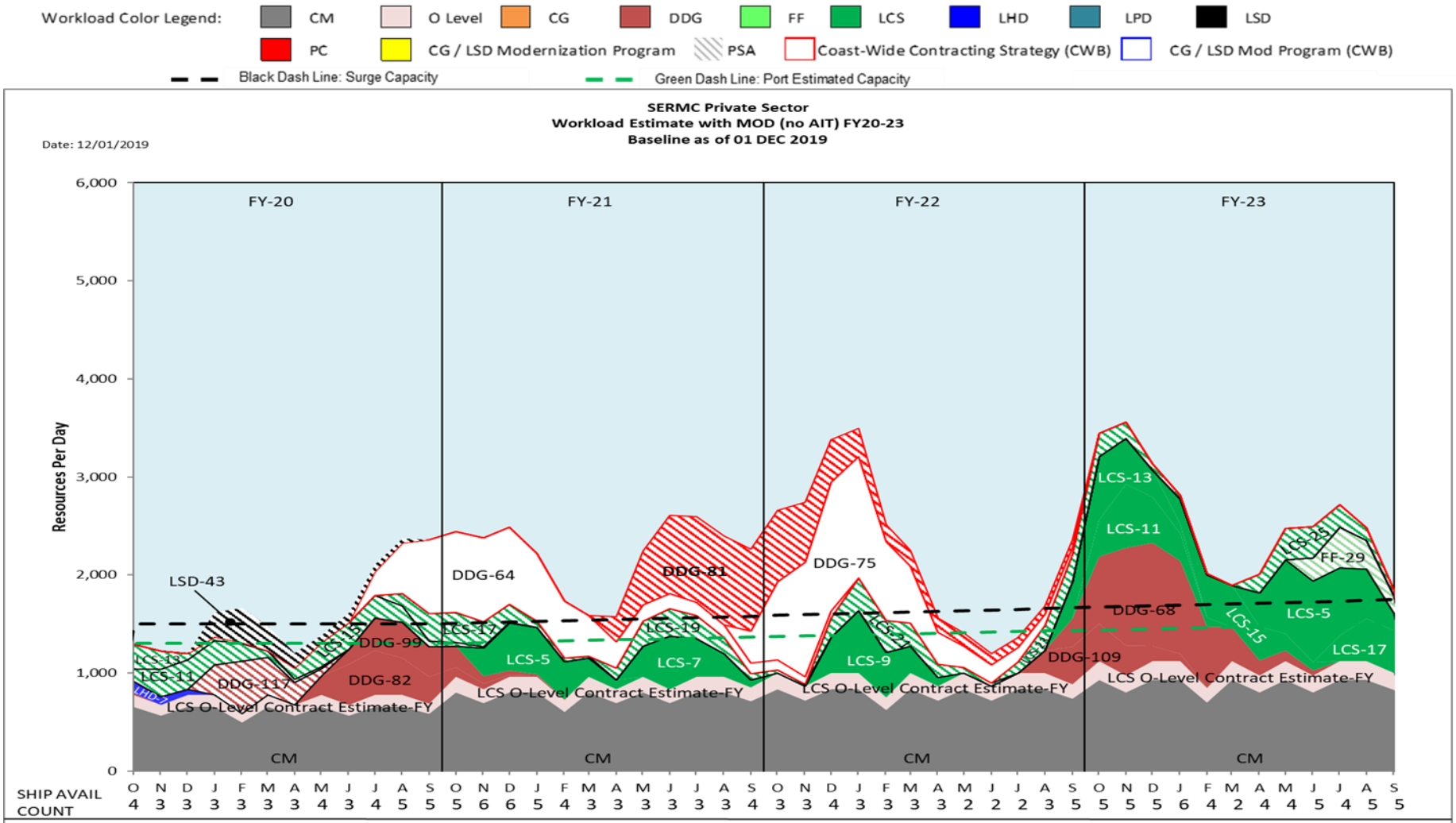

Total FY Man-Days	412,028	552,965	552,368	635,708
Average FY Man-Days	1,635	2,203	2,201	2,543

Distribution Statement A: Approved for Public Release; Distribution is unlimited.

SERMC Private Sector
Workload Forecast with MOD estimates (no AIT) FY20 - FY23
Industry Forecast - as of 01 DEC 2019

CG / LSD Modernization Coast Wide Bid (Duration > 10 Months)

FY20

Class	Hull	Ship Name	TYCOM	NSA	Fiscal Year	Assigned Avail Number	Start Date	End Date	Duration
LCS	11	USS SIOUX CITY	CNSL	SJACK	2020	PSA	10/14/2019	5/17/2020	217
LSD	43	USS FORT MCHENRY	CNSL	SJACK	2020	SCMAV	1/13/2020	4/17/2020	96
DDG	117	USS PAUL IGNATIUS	CNSL	SJACK	2020	PSA	1/27/2020	5/15/2020	110
LCS	15	USS BILLINGS	CNSL	SJACK	2020	PSA	4/6/2020	12/4/2020	243
LSD	43	USS FORT MCHENRY	CNSL	SJACK	2020	SCMAV	5/4/2020	8/21/2020	110
DDG	82	USS LASSEN	CNSL	SJACK	2020	SRA3-1	5/18/2020	1/15/2021	243
DDG	99	USS FARRAGUT	CNSL	SJACK	2020	SRA2-1	6/1/2020	2/5/2021	250
DDG	64	USS CARNEY	CNSL	SJACK	2020	EDSRA	7/13/2020	12/10/2021	516
LCS	17	USS INDIANAPOLIS	CNSL	SJACK	2020	PSA	8/3/2020	3/5/2021	215

FY Total Man-Days Estimate 412,028

FY21

Class	Hull	Ship Name	TYCOM	NSA	Fiscal Year	Assigned Avail Number	Start Date	End Date	Duration
LCS	5	USS MILWAUKEE	CNSL	SJACK	2021	SRA1	11/30/2020	4/23/2021	145
LCS	19	USS ST. LOUIS	CNSL	SJACK	2021	PSA	4/5/2021	11/26/2021	236
DDG	81	USS WINSTON S. CHURCHILL	CNSL	SPORT	2021	DMP	4/26/2021	9/30/2022	523
LCS	7	USS DETROIT	CNSL	SJACK	2021	SRA1	5/24/2021	9/24/2021	124
DDG	75	USS DONALD COOK	CNSL	SJACK	2021	EDSRA	9/13/2021	9/16/2022	369

FY Total Man-Days Estimate 552,965

FY22

Class	Hull	Ship Name	TYCOM	NSA	Fiscal Year	Assigned Avail Number	Start Date	End Date	Duration
LCS	21	USS MINNEAPOLIS ST. PAUL	CNSL	SJACK	2022	PSA	12/6/2021	6/24/2022	201
LCS	9	USS LITTLE ROCK	CNSL	SJACK	2022	SRA1	12/6/2021	4/8/2022	124
LCS	23	USS COOPERSTOWN	CNSL	SJACK	2022	PSA	7/11/2022	2/24/2023	229
DDG	109	USS JASON DUNHAM	CNSL	SJACK	2022	SRA2-1	8/29/2022	1/20/2023	145
DDG	68	USS THE SULLIVANS	CNSL	SJACK	2022	DSRA3	9/12/2022	6/9/2023	271
LCS	13	USS WICHITA	CNSL	SJACK	2022	SRA1	9/26/2022	1/27/2023	124

FY Total Man-Days Estimate 552,368

FY23

Class	Hull	Ship Name	TYCOM	NSA	Fiscal Year	Assigned Avail Number	Start Date	End Date	Duration
LCS	11	USS SIOUX CITY	CNSL	SJACK	2023	SRA1	10/24/2022	2/24/2023	124
LCS	15	USS BILLINGS	CNSL	SJACK	2023	SRA1	1/30/2023	6/16/2023	138
LCS	25	USS MARINETTE	CNSL	SJACK	2023	PSA	4/3/2023	10/27/2023	208
LCS	5	USS MILWAUKEE	CNSL	SJACK	2023	DSRA1	4/24/2023	12/8/2023	229
FF	29	USS NO NAME	CNSL	SJACK	2023	PSA	6/19/2023	10/6/2023	110
LCS	17	USS INDIANAPOLIS	CNSL	SJACK	2023	SRA1	7/17/2023	12/1/2023	138
LSD	43	USS FORT MCHENRY	CNSL	SJACK	2023	SRA4-1	8/14/2023	7/12/2024	334

FY Total Man-Days Estimate 635,708

"Intent of this information is to provide U.S. DoD industry contractors a general schedule for information and planning purposes for upcoming surface ship maintenance periods- It does not constitute any request for information or request for proposals or any commitment to contract for work in accordance with this plan. This information is to assist U.S. DoD industry contractors by providing a broad overview of frequently changing (driven by U.S. Navy operations) maintenance schedules and is not a guarantee of workload or exact ship schedules"

Distribution Statement A: Approved for Public Release; Distribution is unlimited.

NWRMC Private Sector

Workload Color Legend: CM | Small Craft | S/Y Contracting | CVN | DDG | PSA | CG / LSD Modernization Program | LCS

Black Dash Line: Surge Capacity — Green Dash Line: Port Estimated Capacity

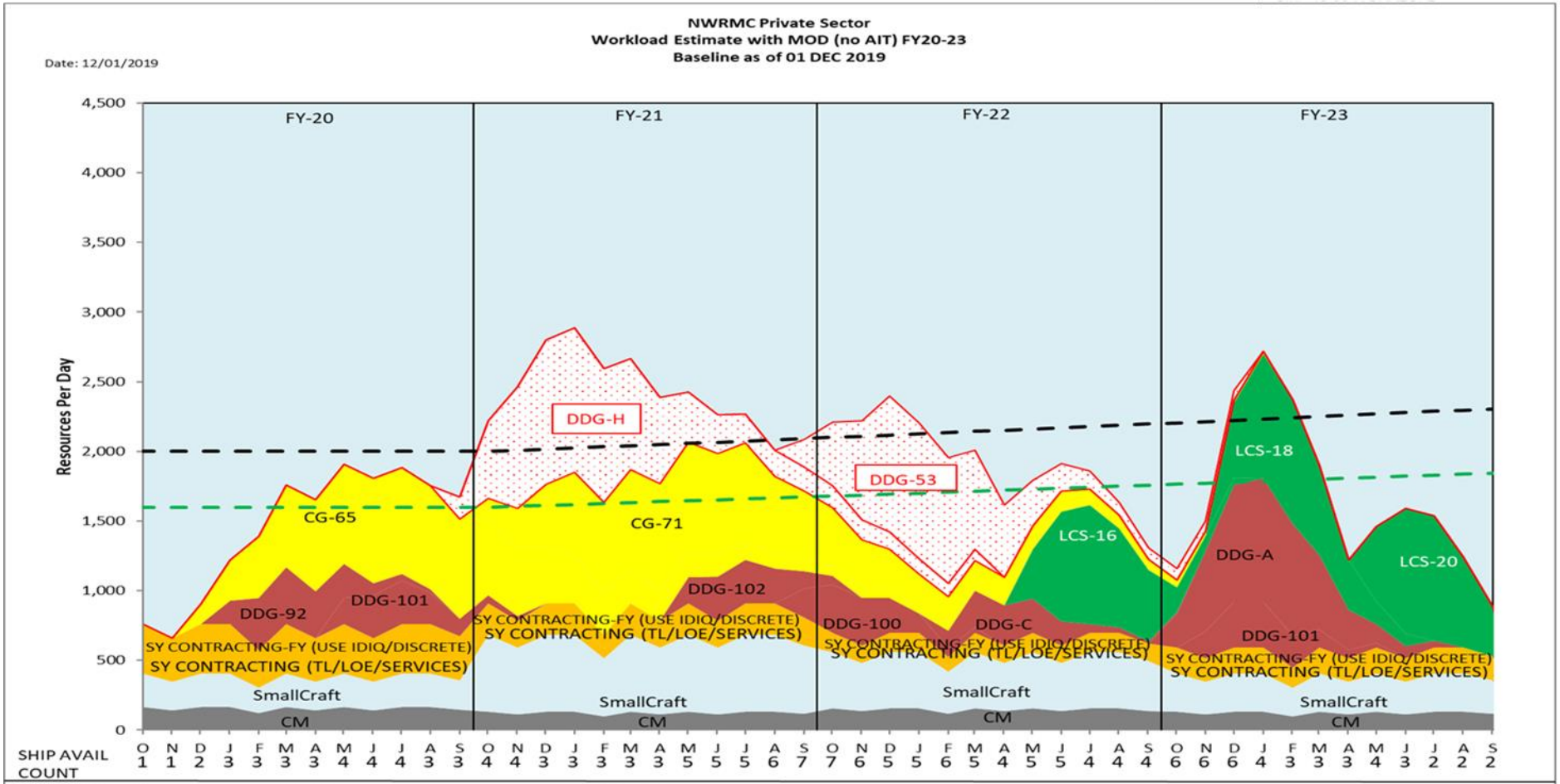

	FY-20	FY-21	FY-22	FY-23
Total FY Man-Days	367,742	607,017	479,715	416,106
Average FY Man-Days	1,459	2,418	1,911	1,664

Distribution Statement A: Approved for Public Release; Distribution is unlimited.

NWRMC Private Sector
Workload Forecast with MOD estimates (no AIT) FY20 - FY23
Industry Forecast - as of 01 DEC 2019

CG / LSD Modernization Coast Wide Bid (Duration > 10 Months)

FY20

Class	Hull	Ship Name	TYCOM	NSA	Fiscal Year	Assigned Avail Number	Start Date	End Date	Duration
CG	65	USS CHOSIN	SEA 21	SPUGT	2020	MODPRD	12/16/2019	6/17/2022	915
DDG	92	USS MOMSEN	CNSP	SPUGT	2020	SRA2-2	1/6/2020	8/14/2020	222
DDG	101	USS GRIDLEY	CNSP	SPUGT	2020	SRA2-1	5/4/2020	11/6/2020	187
DDG	H	DDG-H	CNSP	SPUGT	2020	DMP	9/14/2020	2/18/2022	523

FY Total Man-Days Estimate **367,742**

FY21

Class	Hull	Ship Name	TYCOM	NSA	Fiscal Year	Assigned Avail Number	Start Date	End Date	Duration
CG	71	USS CAPE ST. GEORGE	SEA 21	SPUGT	2021	MODPRD	10/5/2020	1/13/2023	831
DDG	102	USS SAMPSON	CNSP	SPUGT	2021	SRA2-1	5/10/2021	10/22/2021	166
DDG	100	USS KIDD	CNSP	SPUGT	2021	SRA2-1	9/20/2021	3/18/2022	180

FY Total Man-Days Estimate **607,017**

FY22

Class	Hull	Ship Name	TYCOM	NSA	Fiscal Year	Assigned Avail Number	Start Date	End Date	Duration
DDG	C	DDG-C	CNSP	SPUGT	2022	SRA4-1	2/28/2022	10/7/2022	222
LCS	16	USS TULSA	CNSP	SPUGT	2022	DSRA1	5/23/2022	12/16/2022	208

FY Total Man-Days Estimate **479,715**

FY23

Class	Hull	Ship Name	TYCOM	NSA	Fiscal Year	Assigned Avail Number	Start Date	End Date	Duration
DDG	A	DDG-A	CNSP	SPUGT	2023	DSRA4	10/10/2022	7/28/2023	292
DDG	101	USS GRIDLEY	CNSP	SPUGT	2023	SRA2-2	11/7/2022	5/12/2023	187
LCS	18	USS CHARLESTON	CNSP	SPUGT	2023	DSRA1	12/5/2022	6/30/2023	208
LCS	20	USS CINCINNATI	CNSP	SPUGT	2023	DSRA1	5/1/2023	11/24/2023	208

FY Total Man-Days Estimate **416,106**

"Intent of this information is to provide U.S. DoD industry contractors a general schedule for information and planning purposes for upcoming surface ship maintenance periods- It does not constitute any request for information or request for proposals or any commitment to contract for work in accordance with this plan. This information is to assist U.S. DoD industry contractors by providing a broad overview of frequently changing (driven by U.S. Navy operations) maintenance schedules and is not a guarantee of workload or exact ship schedules"

Distribution Statement A: Approved for Public Release; Distribution is unlimited.

HRMC Private Sector

Workload Color Legend: CM CG DDG PSA

Black Dash Line: Surge Capacity

Green Dash Line: Port Estimated Capacity

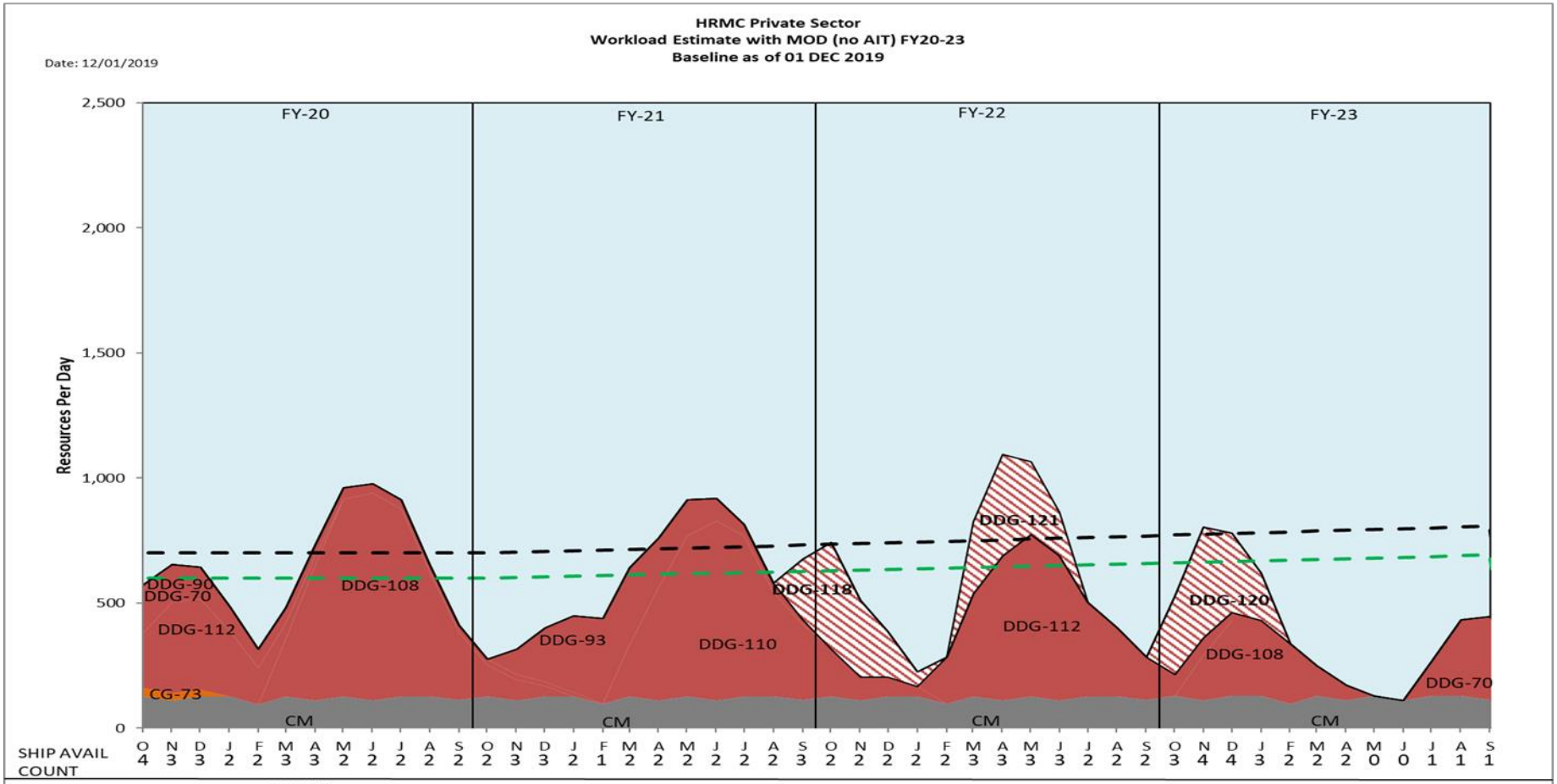

	FY-20	FY-21	FY-22	FY-23
Total FY Man-Days	165,704	151,942	150,985	100,144
Average FY Man-Days	658	605	602	401

Distribution Statement A: Approved for Public Release; Distribution is unlimited.

HRMC Private Sector
Workload Forecast with MOD estimates (no AIT) FY20 - FY23
Industry Forecast - as of 01 DEC 2019

CG / LSD Modernization Coast Wide Bid (Duration > 10 Months)

FY20

Class	Hull	Ship Name	TYCOM	NSA	Fiscal Year	Assigned Avail Number	Start Date	End Date	Duration
DDG	112	USS MICHAEL MURPHY	CNSP	SSDPH	2020	SRA1-2	10/30/2019	4/26/2020	180
DDG	108	USS WAYNE E. MEYER	CNSP	SSDPH	2020	DSRA1	3/16/2020	12/4/2020	264

FY Total Man-Days Estimate 165,704

FY21

Class	Hull	Ship Name	TYCOM	NSA	Fiscal Year	Assigned Avail Number	Start Date	End Date	Duration
DDG	93	USS CHUNG-HOON	CNSP	SSDPH	2021	SRA2-2	11/30/2020	9/24/2021	299
DDG	110	USS WILLIAM P. LAWRENCE	CNSP	SSDPH	2021	DSRA1	3/1/2021	1/21/2022	327
DDG	118	USS DANIEL INOUYE	CNSP	SSDPH	2021	PSA	9/27/2021	1/21/2022	117

FY Total Man-Days Estimate 151,942

FY22

Class	Hull	Ship Name	TYCOM	NSA	Fiscal Year	Assigned Avail Number	Start Date	End Date	Duration
DDG	112	USS MICHAEL MURPHY	CNSP	SSDPH	2022	DSRA1	2/7/2022	12/23/2022	320
DDG	53	USS JOHN PAUL JONES	CNSP	SSDPH	2022	DSRA3	2/7/2022	4/21/2023	439
DDG	121	USS FRANK E. PETERSEN JR	CNSP	SSDPH	2022	PSA	3/21/2022	6/27/2022	99

FY Total Man-Days Estimate 150,985

FY23

Class	Hull	Ship Name	TYCOM	NSA	Fiscal Year	Assigned Avail Number	Start Date	End Date	Duration
DDG	120	USS CARL M. LEVIN	CNSP	SSDPH	2023	PSA	10/3/2022	1/27/2023	117
DDG	108	USS WAYNE E. MEYER	CNSP	SSDPH	2023	SRA2-1	11/7/2022	4/7/2023	152
DDG	70	USS HOPPER	CNSP	SSDPH	2023	SRA3-1	7/17/2023	2/9/2024	208

FY Total Man-Days Estimate 100,144

"Intent of this information is to provide U.S. DoD industry contractors a general schedule for information and planning purposes for upcoming surface ship maintenance periods- It does not constitute any request for information or request for proposals or any commitment to contract for work in accordance with this plan. This information is to assist U.S. DoD industry contractors by providing a broad overview of frequently changing (driven by U.S. Navy operations) maintenance schedules and is not a guarantee of workload or exact ship schedules"

Distribution Statement A: Approved for Public Release; Distribution is unlimited.