MARMC / SWRMC / SERMC / NWRMC / HRMC / FDRMC
Total Private Sector Workload Estimate
including MOD estimates (no AIT)
FY18 - FY25
as of 01 JUN 2018

Industry Version Q3 M3

"Intent of this information is to provide U.S. DoD industry contractors a general schedule for information and planning purposes for upcoming surface ship maintenance periods- It does not constitute any request for information or request for proposals or any commitment to contract for work in accordance with this plan. This information is to assist U.S. DoD industry contractors by providing a broad overview of frequently changing (driven by U.S. Navy operations) maintenance schedules and is not a guarantee of workload or exact ship schedules"

"Distribution Statement A: Approved for Public Release; Distribution is unlimited."

MARMC Private Sector
Workload Forecast with MOD estimates (no AIT) FY18 - FY21
Industry Forecast - as of 01 JUN 2018

Workload Color Legend: CM | Small Craft | NECC | S/Y Contracting | AFDL | CG | CVN | DDG | LHD | LPD | LSD | PC | CG / LSD Modernization Program | Coast-Wide Contracting Strategy (CWB) | CG / LSD Mod Program (CWB)

Green Dash Line 3-Year Historical Worklaod Average=5,368 RPD | Black Dash Line: Industry Provided SURGE Capacity = 8,000 RPD | 01MAY2018 WORKLOAD

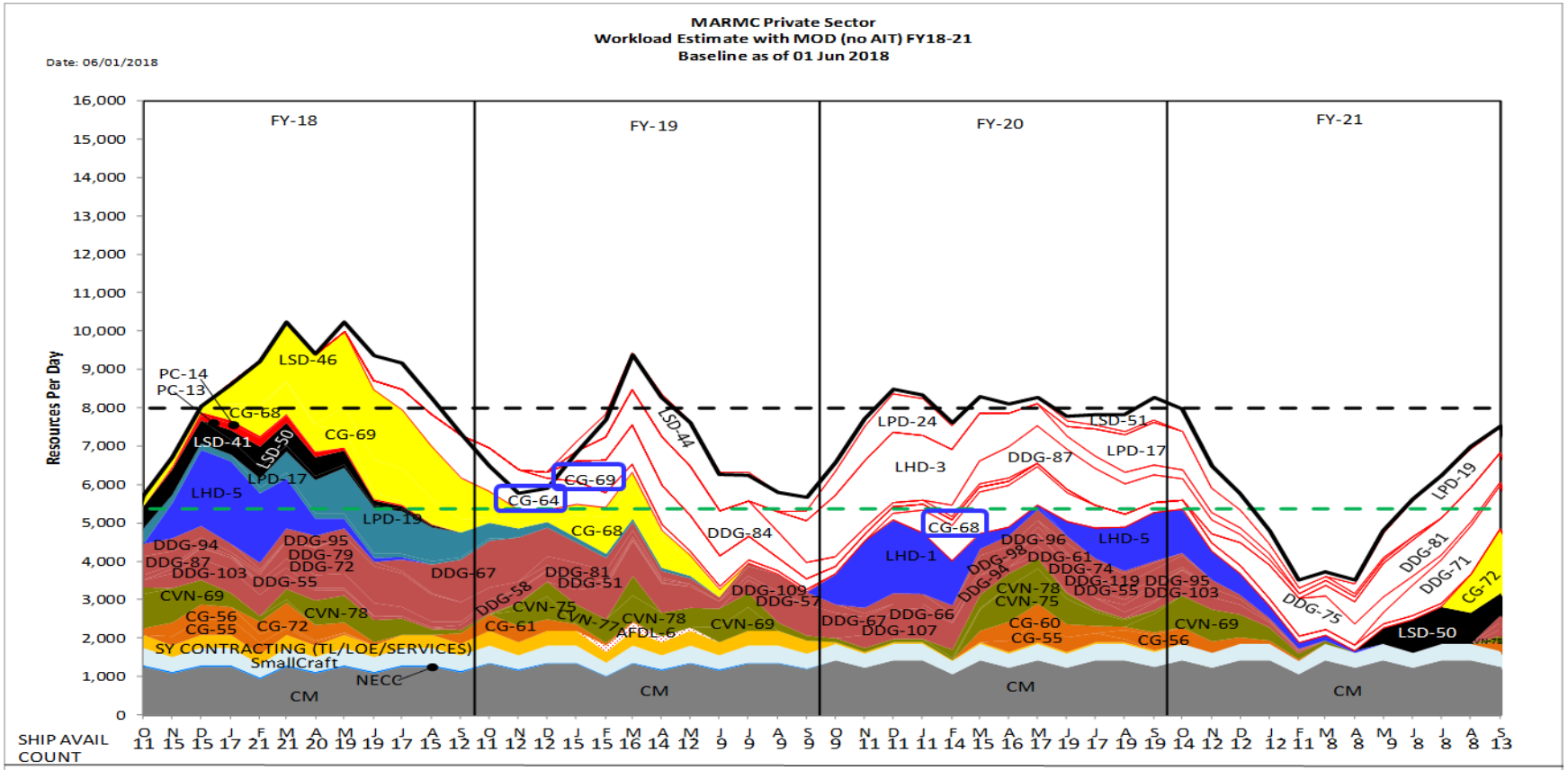

	FY-18	FY-19	FY-20	FY-21
Total FY Man-Days	2,099,599	1,768,069	2,000,650	1,398,289
Average FY Man-Days	8,349	7,016	7,920	5,578

"Intent of this information is to provide U.S. DoD industry contractors a general schedule for information and planning purposes for upcoming surface ship maintenance periods- It does not constitute any request for information or request for proposals or any commitment to contract for work in accordance with this plan. This information is to assist U.S. DoD industry contractors by providing a broad overview of frequently changing (driven by U.S. Navy operations) maintenance schedules and is not a guarantee of workload or exact ship schedules"

"Distribution Statement A: Approved for Public Release; Distribution is unlimited."

MARMC Private Sector
Workload Forecast with MOD estimates (no AIT) FY18 - FY19
Industry Forecast - as of 01 JUN 2018

CG / LSD Modernization | Coast Wide Bid (Duration > 10 Months) | DDG 1000 Ship

FY18

Class	Hull	Ship Name	TYCOM	NSA	Fiscal Year	Assigned Avail Number	Start Date	End Date	Duration
CVN	78	USS GERALD R. FORD	CNAL	SPORT	2018	SRA	3/13/2018	11/20/2018	253
CG	56	USS SAN JACINTO	CNSL	SPORT	2018	SRA4-1	10/9/2017	5/18/2018	222
DDG	103	USS TRUXTUN	CNSL	SPORT	2018	DSRA1	10/9/2017	8/10/2018	306
CG	55	USS LEYTE GULF	CNSL	SPORT	2018	SRA4-1	11/6/2017	5/18/2018	194
LHD	5	USS BATAAN	CNSL	SPORT	2018	PMA3-1	11/6/2017	7/13/2018	250
DDG	55	USS STOUT	CNSL	SPORT	2018	SRA3-2	11/13/2017	6/15/2018	215
PC	14	USS TORNADO	CNSL	SPORT	2018	EDMAV	11/13/2017	7/18/2018	248
PC	13	USS SHAMAL	CNSL	SPORT	2018	DPMA	11/13/2017	9/22/2018	314
LSD	46	USS TORTUGA	SEA 21	SPORT	2018	MODPRD / SRA	1/8/2018	5/10/2019	488
LSD	50	USS CARTER HALL	CNSL	SPORT	2018	SRA3-1	1/22/2018	8/24/2018	215
CG	68	USS ANZIO	SEA 21	SPORT	2018	SSRA1	1/29/2018	8/3/2018	187
LPD	19	USS MESA VERDE	CNSL	SPORT	2018	DPMA	2/12/2018	5/3/2019	446
CG	72	USS VELLA GULF	CNSL	SPORT	2018	SRA3-2	2/19/2018	6/29/2018	131
DDG	79	USS OSCAR AUSTIN	CNSL	SPORT	2018	DMP	2/19/2018	5/17/2019	453
DDG	95	USS JAMES E. WILLIAMS	CNSL	SPORT	2018	SRA2-1	2/19/2018	8/10/2018	173
DDG	72	USS MAHAN	CNSL	SPORT	2018	SRA	2/19/2018	1/25/2019	341
CG	69	USS VICKSBURG	SEA 21	SPORT	2018	SSRA2	5/8/2018	11/2/2018	179
CG	64	USS GETTYSBURG	SEA 21	SPORT	2018	MODPRD	6/11/2018	9/27/2019	474
DDG	67	USS COLE	CNSL	SPORT	2018	EDSRA	7/30/2018	7/26/2019	362
CG	61	USS MONTEREY	CNSL	SPORT	2018	SRA3-1	9/10/2018	3/29/2019	201
DDG	58	USS LABOON	CNSL	SPORT	2018	SRA3-2	9/17/2018	4/5/2019	201

FY Total Man-Days Estimate **2,099,599**

FY19

Class	Hull	Ship Name	TYCOM	NSA	Fiscal Year	Assigned Avail Number	Start Date	End Date	Duration
CVN	77	USS GEORGE H.W. BUSH	CNAL	SPORT	2019	DPIA	11/6/2018	3/7/2020	488
CVN	75	USS HARRY S. TRUMAN	CNAL	SPORT	2019	CIA	11/15/2018	12/29/2018	45
CVN	78	USS GERALD R. FORD	CNAL	SPORT	2019	CIA 1	3/1/2019	3/30/2019	30
CVN	69	USS DWIGHT D. EISENHOWER	CNAL	SPORT	2019	CIA	6/15/2019	7/29/2019	45
CG	69	USS VICKSBURG	SEA 21	SPORT	2019	MODPRD	12/3/2018	6/5/2020	551
DDG	81	USS WINSTON S. CHURCHILL	CNSL	SPORT	2019	SRA2-2	12/17/2018	4/26/2019	131
CG	68	USS ANZIO	SEA 21	SPORT	2019	SSRA2	1/2/2019	6/28/2019	178
DDG	84	USS BULKELEY	CNSL	SPORT	2019	DMP	1/7/2019	4/3/2020	453
DDG	51	USS ARLEIGH BURKE	CNSL	SPORT	2019	DSRA3	1/7/2019	8/2/2019	208
LSD	44	USS GUNSTON HALL	CNSL	SPORT	2019	DSRA3	1/7/2019	2/7/2020	397
AFDL	6	USS DYNAMIC	CNSL	SPORT	2019	SCO	2/13/2019	5/15/2019	92
LSD	46	USS TORTUGA	SEA 21	SPORT	2019	REINT	7/1/2019	9/27/2019	89
DDG	109	USS JASON DUNHAM	CNSL	SPORT	2019	DSRA1	7/8/2019	2/7/2020	215
DDG	57	USS MITSCHER	CNSL	SPORT	2019	SRA3-1	7/15/2019	11/29/2019	138
LHD	3	USS KEARSARGE	CNSL	SPORT	2019	DPMA3	8/19/2019	1/22/2021	523
LPD	24	USS ARLINGTON	CNSL	SPORT	2019	SRA1-2	9/23/2019	9/25/2020	369
CG	64	USS GETTYSBURG	SEA 21	SPORT	2019	REINT	9/30/2019	1/31/2020	124

FY Total Man-Days Estimate **1,768,069**

"Intent of this information is to provide U.S. DoD industry contractors a general schedule for information and planning purposes for upcoming surface ship maintenance periods- It does not constitute any request for information or request for proposals or any commitment to contract for work in accordance with this plan. This information is to assist U.S. DoD industry contractors by providing a broad overview of frequently changing (driven by U.S. Navy operations) maintenance schedules and is not a guarantee of workload or exact ship schedules"

"Distribution Statement A: Approved for Public Release; Distribution is unlimited."

MARMC Private Sector
Workload Forecast with MOD estimates (no AIT) FY20 - FY21
Industry Forecast - as of 01 JUN 2018

CG / LSD Modernization | Coast Wide Bid (Duration > 10 Months) | DDG 1000 Ship

FY20

Class	Hull	Ship Name	TYCOM	NSA	Fiscal Year	Assigned Avail Number	Start Date	End Date	Duration
CVN	78	USS GERALD R. FORD	CNAL	SPORT	2020	PIA1	2/7/2020	8/8/2020	184
CVN	75	USS HARRY S. TRUMAN	CNAL	SPORT	2020	PIA 3	3/18/2020	9/21/2020	188
CVN	69	USS DWIGHT D. EISENHOWER	CNAL	SPORT	2020	PIA 3	9/17/2020	3/18/2021	183
LHD	1	USS WASP	CNSL	SPORT	2020	PMA	10/28/2019	5/29/2020	215
DDG	107	USS GRAVELY	CNSL	SPORT	2020	DSRA1	11/11/2019	7/31/2020	264
DDG	66	USS GONZALEZ	CNSL	SPORT	2020	SRA3-1	11/18/2019	5/1/2020	166
CG	68	USS ANZIO	SEA 21	SPORT	2020	MODPRD	12/2/2019	7/23/2021	600
DDG	87	USS MASON	CNSL	SPORT	2020	DMP	2/3/2020	6/25/2021	509
DDG	94	USS NITZE	CNSL	SPORT	2020	SRA2-2	2/17/2020	6/26/2020	131
CG	60	USS NORMANDY	CNSL	SPORT	2020	SRA3-2	3/23/2020	9/18/2020	180
DDG	98	USS FORREST SHERMAN	CNSL	SPORT	2020	SRA2-1	3/30/2020	9/11/2020	166
CG	55	USS LEYTE GULF	CNSL	SPORT	2020	SRA4-2	4/6/2020	8/28/2020	145
DDG	61	USS RAMAGE	CNSL	SPORT	2020	SRA3-2	4/27/2020	10/9/2020	166
DDG	74	USS MCFAUL	CNSL	SPORT	2020	SRA3-1	5/11/2020	10/23/2020	166
DDG	119	USS DELBERT D. BLACK	CNSL	SPORT	2020	PSA	5/25/2020	9/4/2020	103
DDG	96	USS BAINBRIDGE	CNSL	SPORT	2020	SRA2-2	6/1/2020	10/9/2020	131
CG	69	USS VICKSBURG	SEA 21	SPORT	2020	REINT	6/8/2020	10/2/2020	117
LHD	5	USS BATAAN	CNSL	SPORT	2020	PMA3-2	6/8/2020	4/2/2021	299
LPD	17	USS SAN ANTONIO	CNSL	SPORT	2020	SRA2-1	6/15/2020	5/7/2021	327
LSD	51	USS OAK HILL	CNSL	SPORT	2020	SRA3-2	6/15/2020	9/3/2021	446
DDG	55	USS STOUT	CNSL	SPORT	2020	SRA3-2	8/3/2020	2/19/2021	201
CG	56	USS SAN JACINTO	CNSL	SPORT	2020	SRA4-2	8/17/2020	2/12/2021	180
DDG	95	USS JAMES E. WILLIAMS	CNSL	SPORT	2020	SRA2-2	8/31/2020	2/12/2021	166
DDG	103	USS TRUXTUN	CNSL	SPORT	2020	SRA2-1	9/14/2020	2/19/2021	159

FY Total Man-Days Estimate **2,000,650**

FY21

Class	Hull	Ship Name	TYCOM	NSA	Fiscal Year	Assigned Avail Number	Start Date	End Date	Duration
CVN	78	USS GERALD R. FORD	CNAL	SPORT	2021	CIA	9/7/2021	10/22/2021	46
DDG	75	USS DONALD COOK	CNSL	SPORT	2021	EDSRA	11/2/2020	10/8/2021	341
DDG	81	USS WINSTON S. CHURCHILL	CNSL	SPORT	2021	DMP	3/29/2021	8/12/2022	502
LPD	19	USS MESA VERDE	CNSL	SPORT	2021	DSRA1	4/5/2021	4/8/2022	369
DDG	71	USS ROSS	CNSL	SPORT	2021	EDSRA	5/3/2021	4/15/2022	348
LSD	50	USS CARTER HALL	CNSL	SPORT	2021	SRA3-2	5/3/2021	12/3/2021	215
CG	68	USS ANZIO	SEA 21	SPORT	2021	REINT	7/26/2021	11/19/2021	117
CG	72	USS VELLA GULF	SEA 21	SPORT	2021	DSRA2	8/23/2021	2/18/2022	180
DDG	72	USS MAHAN	CNSL	SPORT	2021	SRA3-2	9/13/2021	2/25/2022	166
DDG	58	USS LABOON	CNSL	SPORT	2021	SRA3-2	9/20/2021	2/4/2022	138
CG	61	USS MONTEREY	CNSL	SPORT	2021	SRA3-2	9/27/2021	3/11/2022	166
DDG	67	USS COLE	CNSL	SPORT	2021	SRA3-1	9/27/2021	2/25/2022	152

FY Total Man-Days Estimate **1,398,289**

"Intent of this information is to provide U.S. DoD industry contractors a general schedule for information and planning purposes for upcoming surface ship maintenance periods- It does not constitute any request for information or request for proposals or any commitment to contract for work in accordance with this plan. This information is to assist U.S. DoD industry contractors by providing a broad overview of frequently changing (driven by U.S. Navy operations) maintenance schedules and is not a guarantee of workload or exact ship schedules"

"Distribution Statement A: Approved for Public Release; Distribution is unlimited."

MARMC Private Sector
Workload Forecast with MOD estimates (no AIT) FY22 - FY25
Industry Forecast - as of 01 JUN 2018

Workload Color Legend: CM | Small Craft | NECC | S/Y Contracting | AFDL | CG | CVN | DDG | LHD | LPD | LSD | PC | CG / LSD Modernization Program | Coast-Wide Contracting Strategy (CWB) | CG / LSD Mod Program (CWB)

Green Dash Line 3-Year Historical Worklaod Average=5,368 RPD — Black Dash Line: Industry Provided SURGE Capacity = 8,000 RPD — 01MAY2018 WORKLOAD

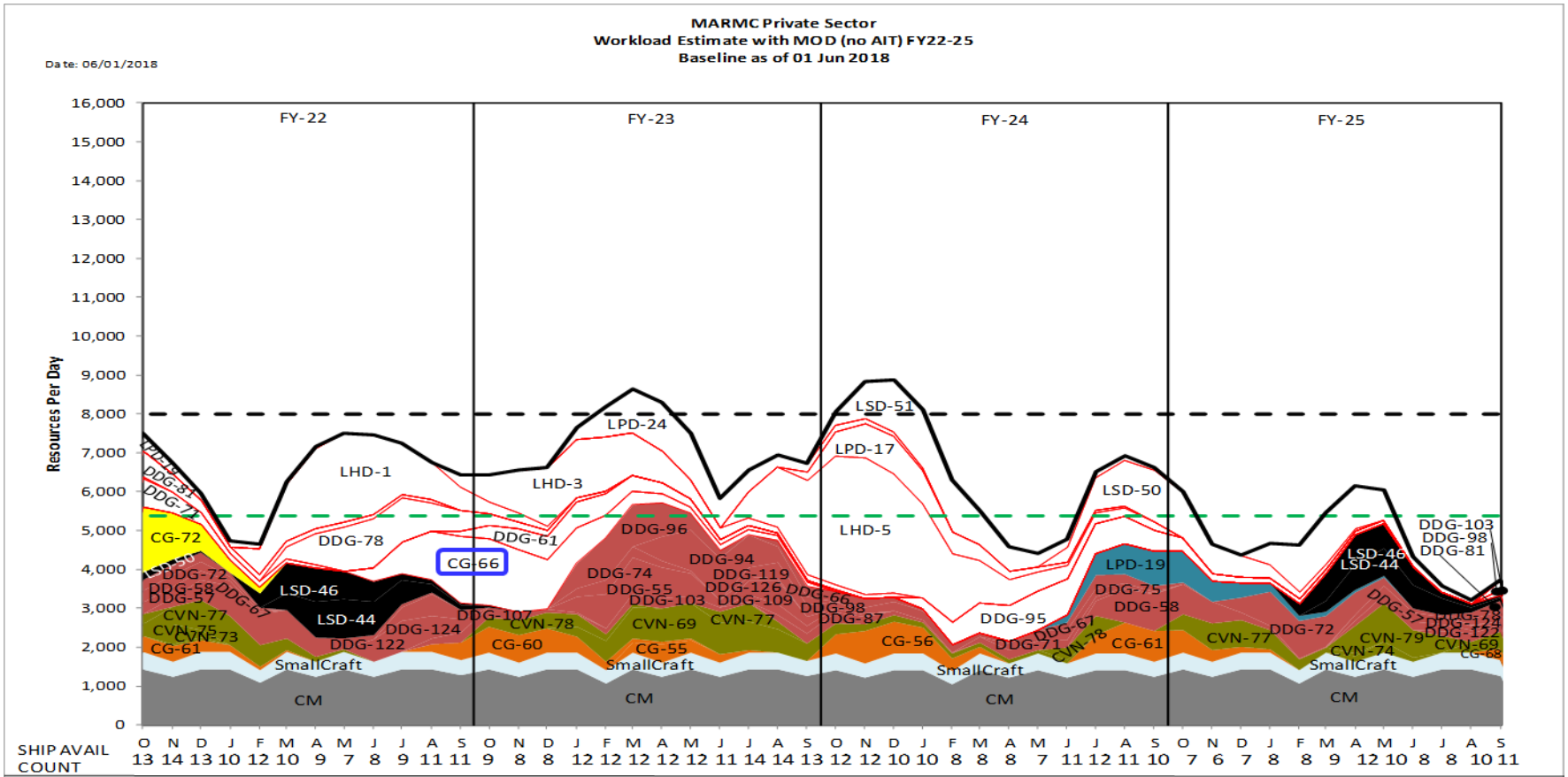

	FY-22	FY-23	FY-24	FY-25
Total FY Man-Days	1,645,623	1,788,356	1,650,721	1,069,733
Average FY Man-Days	6,531	7,159	6,625	4,276

"Intent of this information is to provide U.S. DoD industry contractors a general schedule for information and planning purposes for upcoming surface ship maintenance periods- It does not constitute any request for information or request for proposals or any commitment to contract for work in accordance with this plan. This information is to assist U.S. DoD industry contractors by providing a broad overview of frequently changing (driven by U.S. Navy operations) maintenance schedules and is not a guarantee of workload or exact ship schedules"

"Distribution Statement A: Approved for Public Release; Distribution is unlimited."

MARMC Private Sector
Workload Forecast with MOD estimates (no AIT) FY22 - FY23
Industry Forecast - as of 01 JUN 2018

CG / LSD Modernization | Coast Wide Bid (Duration > 10 Months) | DDG 1000 Ship

FY22

Class	Hull	Ship Name	TYCOM	NSA	Fiscal Year	Assigned Avail Number	Start Date	End Date	Duration
CVN	75	USS HARRY S. TRUMAN	CNAL	SPORT	2022	CIA	10/21/2021	12/5/2021	46
CVN	73	USS GEORGE WASHINGTON	CNAL	SPORT	2022	CIA (R)	11/1/2021	12/30/2021	60
CVN	77	USS GEORGE H.W. BUSH	CNAL	SPORT	2022	PIA 2	11/15/2021	5/21/2022	188
DDG	57	USS MITSCHER	CNSL	SPORT	2022	DSRA3	11/8/2021	8/12/2022	278
LHD	1	USS WASP	CNSL	SPORT	2022	DPMA3	2/14/2022	12/16/2022	306
LSD	46	USS TORTUGA	CNSL	SPORT	2022	SRA3-1	2/14/2022	9/30/2022	229
DDG	78	USS PORTER	CNSL	SPORT	2022	EDSRA	3/14/2022	2/17/2023	341
LSD	44	USS GUNSTON HALL	CNSL	SPORT	2022	SRA4-1	3/14/2022	10/14/2022	215
CG	66	USS HUE CITY	SEA 21	SPORT	2022	MODPRD	6/6/2022	9/29/2023	481
DDG	122	USS JOHN BASILONE	CNSL	SPORT	2022	PSA	6/6/2022	9/16/2022	103
DDG	124	USS HARVEY C BARNUM JR	CNSL	SPORT	2022	PSA	7/11/2022	9/23/2022	75
CG	60	USS NORMANDY	CNSL	SPORT	2022	DSRA3	8/22/2022	5/12/2023	264
DDG	107	USS GRAVELY	CNSL	SPORT	2022	SRA	8/22/2022	1/6/2023	138
DDG	61	USS RAMAGE	CNSL	SPORT	2022	DSRA3	9/19/2022	10/6/2023	383
LHD	3	USS KEARSARGE	CNSL	SPORT	2022	PMA4-1	9/26/2022	12/15/2023	446

FY Total Man-Days Estimate 1,645,623

FY23

Class	Hull	Ship Name	TYCOM	NSA	Fiscal Year	Assigned Avail Number	Start Date	End Date	Duration
CVN	78	USS GERALD R. FORD	CNAL	SPORT	2023	PIA 1	10/1/2022	3/31/2023	182
CVN	69	USS DWIGHT D. EISENHOWER	CNAL	SPORT	2023	DPIA3	1/30/2023	6/1/2024	489
CVN	77	USS GEORGE H.W. BUSH	CNAL	SPORT	2023	CIA	6/20/2023	8/4/2023	46
DDG	74	USS MCFAUL	CNSL	SPORT	2023	SRA3-2	1/16/2023	5/26/2023	131
DDG	96	USS BAINBRIDGE	CNSL	SPORT	2023	DSRA2	1/23/2023	6/23/2023	152
DDG	55	USS STOUT	CNSL	SPORT	2023	DSRA3	1/23/2023	8/18/2023	208
LPD	24	USS ARLINGTON	CNSL	SPORT	2023	DSRA1	1/23/2023	1/12/2024	355
DDG	103	USS TRUXTUN	CNSL	SPORT	2023	SRA2-2	2/6/2023	7/21/2023	166
CG	55	USS LEYTE GULF	CNSL	SPORT	2023	SRA4-2	3/13/2023	7/21/2023	131
DDG	94	USS NITZE	CNSL	SPORT	2023	DSRA2	4/10/2023	9/8/2023	152
DDG	66	USS GONZALEZ	CNSL	SPORT	2023	SRA3-2	7/10/2023	11/17/2023	131
DDG	126	USS LOUIS H WILSON JR	CNSL	SPORT	2023	PSA	7/10/2023	9/22/2023	75
DDG	119	USS DELBERT D. BLACK	CNSL	SPORT	2023	SRA1-1	7/10/2023	11/17/2023	131
LHD	5	USS BATAAN	CNSL	SPORT	2023	DPMA3	7/17/2023	9/6/2024	418
DDG	109	USS JASON DUNHAM	CNSL	SPORT	2023	SRA2-1	8/21/2023	2/9/2024	173
DDG	98	USS FORREST SHERMAN	CNSL	SPORT	2023	SRA2-2	8/28/2023	1/12/2024	138
LPD	17	USS SAN ANTONIO	CNSL	SPORT	2023	SRA2-2	9/18/2023	8/9/2024	327

FY Total Man-Days Estimate 1,788,356

"Intent of this information is to provide U.S. DoD industry contractors a general schedule for information and planning purposes for upcoming surface ship maintenance periods- It does not constitute any request for information or request for proposals or any commitment to contract for work in accordance with this plan. This information is to assist U.S. DoD industry contractors by providing a broad overview of frequently changing (driven by U.S. Navy operations) maintenance schedules and is not a guarantee of workload or exact ship schedules"

"Distribution Statement A: Approved for Public Release; Distribution is unlimited."

MARMC Private Sector
Workload Forecast with MOD estimates (no AIT) FY24 - FY25
Industry Forecast - as of 01 JUN 2018

CG / LSD Modernization | Coast Wide Bid (Duration > 10 Months) | DDG 1000 Ship

FY24

Class	Hull	Ship Name	TYCOM	NSA	Fiscal Year	Assigned Avail Number	Start Date	End Date	Duration
CVN	78	USS GERALD R. FORD	CNAL	SPORT	2024	CIA	6/1/2024	7/15/2024	45
CG	56	USS SAN JACINTO	CNSL	SPORT	2024	DSRA4	10/16/2023	3/15/2024	152
LSD	51	USS OAK HILL	CNSL	SPORT	2024	DSRA3	10/30/2023	9/6/2024	313
DDG	87	USS MASON	CNSL	SPORT	2024	SRA3-1	11/13/2023	4/5/2024	145
DDG	95	USS JAMES E. WILLIAMS	CNSL	SPORT	2024	DMP	1/29/2024	5/16/2025	474
DDG	67	USS COLE	CNSL	SPORT	2024	SRA3-2	3/25/2024	9/6/2024	166
DDG	71	USS ROSS	CNSL	SPORT	2024	SRA3-1	4/15/2024	9/27/2024	166
LSD	50	USS CARTER HALL	CNSL	SPORT	2024	DSRA3	6/3/2024	4/25/2025	327
DDG	75	USS DONALD COOK	CNSL	SPORT	2024	SRA3-1	6/17/2024	10/25/2024	131
LPD	19	USS MESA VERDE	CNSL	SPORT	2024	SRA2-2	6/24/2024	5/9/2025	320
CG	61	USS MONTEREY	CNSL	SPORT	2024	DSRA3	7/8/2024	1/24/2025	201
DDG	58	USS LABOON	CNSL	SPORT	2024	DSRA3	7/8/2024	3/14/2025	250

FY Total Man-Days Estimate **1,650,721**

FY25

Class	Hull	Ship Name	TYCOM	NSA	Fiscal Year	Assigned Avail Number	Start Date	End Date	Duration
CVN	77	USS GEORGE H.W. BUSH	CNSL	SPORT	2025	PIA	10/1/2024	4/2/2025	184
CVN	74	USS JOHN C. STENNIS	CNSL	SPORT	2025	CIA	4/15/2025	6/13/2025	60
CVN	79	USS JOHN F. KENNEDY	CNSL	SPORT	2025	SRA	4/21/2025	7/20/2025	91
CVN	69	USS DWIGHT D. EISENHOWER	CNSL	SPORT	2025	CIA	8/31/2025	10/15/2025	46
DDG	72	USS MAHAN	CNSL	SPORT	2025	DSRA3	12/2/2024	8/29/2025	271
LSD	46	USS TORTUGA	CNSL	SPORT	2025	PMA4-2	2/10/2025	9/12/2025	215
LSD	44	USS GUNSTON HALL	CNSL	SPORT	2025	SRA4-2	3/10/2025	10/10/2025	215
DDG	57	USS MITSCHER	CNSL	SPORT	2025	SRA	4/7/2025	9/19/2025	166
DDG	124	USS HARVEY C BARNUM JR	CNSL	SPORT	2025	SRA1-1	4/14/2025	9/19/2025	159
DDG	122	USS JOHN BASILONE	CNSL	SPORT	2025	SRA1-1	7/14/2025	11/21/2025	131
DDG	81	USS WINSTON S. CHURCHILL	CNSL	SPORT	2025	SRA	8/11/2025	1/30/2026	173
DDG	78	USS PORTER	CNSL	SPORT	2025	SRA3-1	8/25/2025	1/9/2026	138
CG	68	USS ANZIO	CNSL	SPORT	2025	SRA4-1	9/8/2025	1/16/2026	131
DDG	98	USS FORREST SHERMAN	CNSL	SPORT	2025	DMP	9/8/2025	12/4/2026	453
DDG	103	USS TRUXTUN	CNSL	SPORT	2025	DMP	9/15/2025	3/26/2027	558

FY Total Man-Days Estimate **1,069,733**

"Intent of this information is to provide U.S. DoD industry contractors a general schedule for information and planning purposes for upcoming surface ship maintenance periods- It does not constitute any request for information or request for proposals or any commitment to contract for work in accordance with this plan. This information is to assist U.S. DoD industry contractors by providing a broad overview of frequently changing (driven by U.S. Navy operations) maintenance schedules and is not a guarantee of workload or exact ship schedules"

"Distribution Statement A: Approved for Public Release; Distribution is unlimited."

SWRMC Private Sector
Workload Forecast with MOD estimates (no AIT) FY18 - FY21
Industry Forecast - as of 01 JUN 2018

Workload Color Legend: CM, NECC, CG, CVN, DDG 1000, DDG, FFG, LCS, LHA, LHD, LPD, LSD, MCM, CG / LSD Modernization Program, Coast-Wide Contracting Strategy (CWB), CG / LSD Mod Program (CWB)

Green Dash Line 3-Year Historical Workload Average= 5,743 RPD — Black Dash Line: (135% of Historical Workload Average) Surge Capacity = 7,752 RPD (Industry provided threshold under review) — 01MAY2018 WORKLOAD

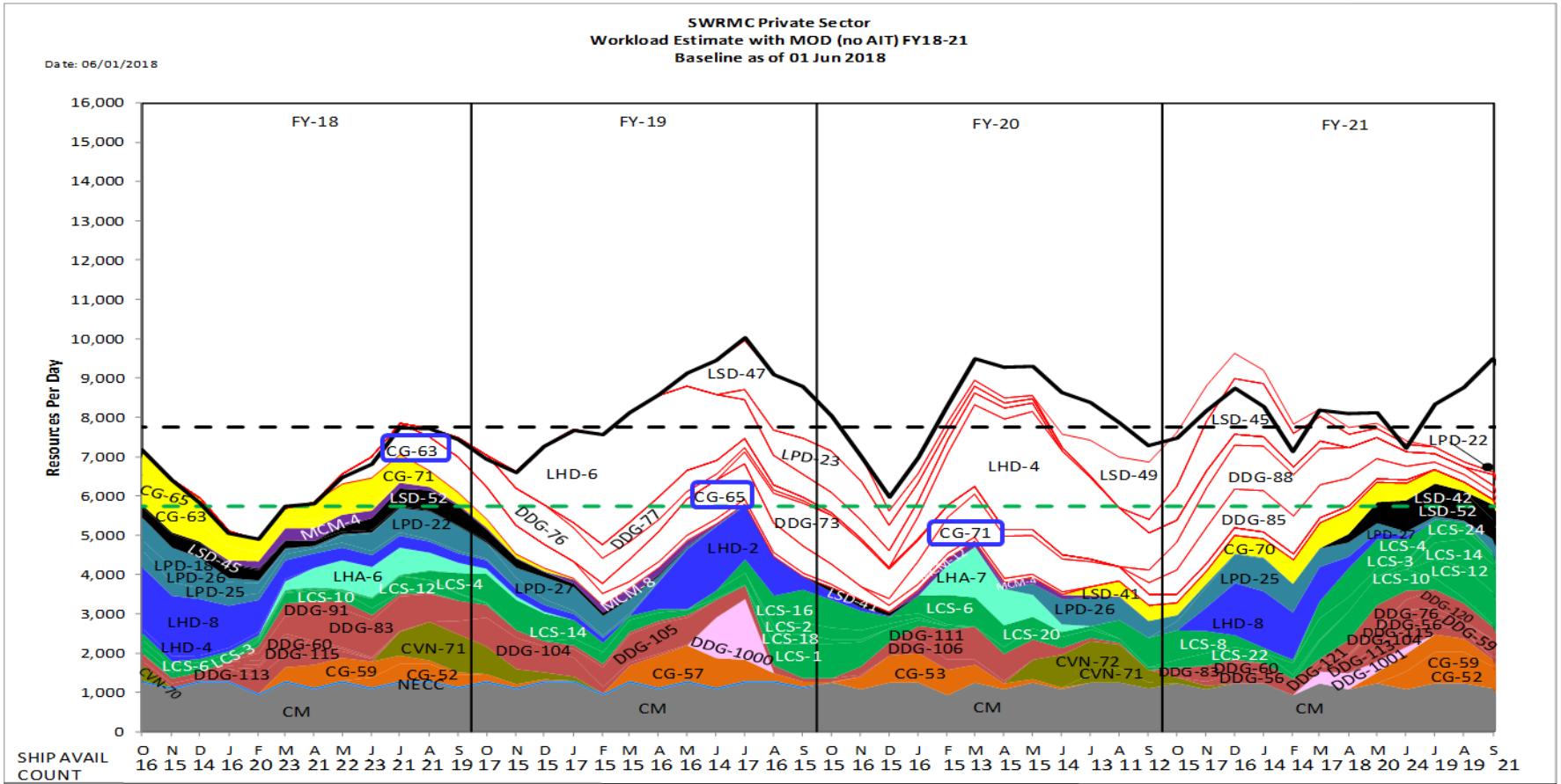

	FY-18	FY-19	FY-20	FY-21
Total FY Man-Days	1,621,595	2,081,451	1,886,917	1,980,561
Average FY Man-Days	6,472	8,276	7,492	7,918

"Intent of this information is to provide U.S. DoD industry contractors a general schedule for information and planning purposes for upcoming surface ship maintenance periods- It does not constitute any request for information or request for proposals or any commitment to contract for work in accordance with this plan. This information is to assist U.S. DoD industry contractors by providing a broad overview of frequently changing (driven by U.S. Navy operations) maintenance schedules and is not a guarantee of workload or exact ship schedules"

"Distribution Statement A: Approved for Public Release; Distribution is unlimited."

SWRMC Private Sector
Workload Forecast with MOD estimates (no AIT) FY18 - FY19
Industry Forecast - as of 01 JUN 2018

CG / LSD Modernization | Coast Wide Bid (Duration > 10 Months) | DDG 1000 Ship

FY18

Class	Hull	Ship Name	TYCOM	NSA	Fiscal Year	Assigned Avail Number	Start Date	End Date	Duration
CVN	71	USS THEODORE ROOSEVELT	CNAP	SSD	2018	PIA3	7/15/2018	1/16/2019	186
DDG	113	USS JOHN FINN	CNSP	SSD	2018	PSA	1/22/2018	4/30/2018	99
MCM	4	USS CHAMPION	CNSP	SSD	2018	DSRA4	1/29/2018	1/25/2019	362
DDG	91	USS PINCKNEY	CNSP	SSD	2018	SRA2-1	2/12/2018	8/31/2018	201
DDG	115	USS RAFAEL PERALTA	CNSP	SSD	2018	PSA	2/26/2018	6/30/2018	125
DDG	83	USS HOWARD	CNSP	SSD	2018	DMP	2/26/2018	5/31/2019	460
LCS	10	USS GABRIELLE GIFFORDS	CNSP	SSD	2018	PSA	2/26/2018	9/30/2018	217
CG	59	USS PRINCETON	CNSP	SSD	2018	SRA3-1	3/5/2018	9/27/2018	207
CG	71	USS CAPE ST. GEORGE	SEA 21	SSD	2018	SSRA1	3/19/2018	1/11/2019	299
LHA	6	USS AMERICA	CNSP	SSD	2018	PMA1-1	3/19/2018	12/7/2018	264
CG	63	USS COWPENS	SEA 21	SSD	2018	MODPRD	5/2/2018	10/30/2019	547
LSD	52	USS PEARL HARBOR	CNSP	SSD	2018	SRA3-1	5/21/2018	5/31/2019	376
LPD	22	USS SAN DIEGO	CNSP	SSD	2018	SRA1-2	5/29/2018	4/1/2019	308
LCS	12	USS OMAHA	CNSP	SSD	2018	PSA	6/1/2018	10/31/2018	153
CG	52	USS BUNKER HILL	CNSP	SSD	2018	SRA3-2	6/25/2018	12/14/2018	173
LCS	4	USS CORONADO	CNSP	SSD	2018	DSRA1	8/13/2018	5/5/2019	266
DDG	76	USS HIGGINS	CNSP	SSD	2018	EDSRA	8/27/2018	9/20/2019	390
DDG	104	USS STERETT	CNSP	SSD	2018	DSRA1	9/24/2018	5/10/2019	229

FY Total Man-Days Estimate **1,621,595**

FY19

Class	Hull	Ship Name	TYCOM	NSA	Fiscal Year	Assigned Avail Number	Start Date	End Date	Duration
LHD	6	USS BONHOMME RICHARD	CNSP	SSD	2019	DPMA3	11/5/2018	5/15/2020	558
LPD	27	USS PORTLAND	CNSP	SSD	2019	PSA	11/13/2018	7/19/2019	249
LCS	14	USS MANCHESTER	CNSP	SSD	2019	PSA	1/7/2019	7/31/2019	206
DDG	77	USS O'KANE	CNSP	SSD	2019	ESRA	1/14/2019	1/24/2020	376
MCM	8	USS SCOUT	CNSP	SSD	2019	DSRA4	1/14/2019	8/17/2019	216
DDG	105	USS DEWEY	CNSP	SSD	2019	DSRA1	1/28/2019	11/15/2019	292
CG	65	USS CHOSIN	SEA 21	SSD	2019	MODPRD	2/2/2019	6/2/2020	487
CG	57	USS LAKE CHAMPLAIN	CNSP	SSD	2019	DSRA3	3/4/2019	11/1/2019	243
LHD	2	USS ESSEX	CNSP	SSD	2019	PMA3-2	4/8/2019	12/6/2019	243
LSD	47	USS RUSHMORE	CNSP	SSD	2019	DSRA3	5/6/2019	5/1/2020	362
DDG	1000	USS ZUMWALT	CNSP	SSD	2019	PSA	6/1/2019	7/26/2019	56
LCS	16	USS TULSA	CNSP	SSD	2019	PSA	6/1/2019	11/5/2019	158
LCS	2	USS INDEPENDENCE	CNSP	SSD	2019	DSRA1	7/1/2019	2/27/2020	242
DDG	73	USS DECATUR	CNSP	SSD	2019	EDSRA	7/8/2019	7/31/2020	390
LPD	23	USS ANCHORAGE	CNSP	SSD	2019	SRA1-2	7/8/2019	7/17/2020	376
LCS	18	USS CHARLESTON	CNSP	SSD	2019	PSA	8/1/2019	1/31/2020	184
LCS	1	USS FREEDOM	CNSP	SSD	2019	DSRA1	8/5/2019	2/21/2020	201

FY Total Man-Days Estimate **2,081,451**

"Intent of this information is to provide U.S. DoD industry contractors a general schedule for information and planning purposes for upcoming surface ship maintenance periods- It does not constitute any request for information or request for proposals or any commitment to contract for work in accordance with this plan. This information is to assist U.S. DoD industry contractors by providing a broad overview of frequently changing (driven by U.S. Navy operations) maintenance schedules and is not a guarantee of workload or exact ship schedules"

"Distribution Statement A: Approved for Public Release; Distribution is unlimited."

SWRMC Private Sector
Workload Forecast with MOD estimates (no AIT) FY20
Industry Forecast - as of 01 JUN 2018

CG / LSD Modernization | Coast Wide Bid (Duration > 10 Months) | DDG 1000 Ship

FY20

Class	Hull	Ship Name	TYCOM	NSA	Fiscal Year	Assigned Avail Number	Start Date	End Date	Duration
CVN	72	USS ABRAHAM LINCOLN	CNAP	SSD	2020	PIA2	5/7/2020	11/7/2020	185
CVN	71	USS THEODORE ROOSEVELT	CNAP	SSD	2020	CIA	7/31/2020	9/13/2020	45
CG	63	USS COWPENS	SEA 21	SSD	2020	REINT	10/1/2019	1/28/2020	120
LSD	41	USS WHIDBEY ISLAND	SEA 21	SSD	2020	ICMAV	10/1/2019	12/30/2019	91
CG	53	USS MOBILE BAY	CNSP	SSD	2020	DSRA3	11/18/2019	6/5/2020	201
DDG	106	USS STOCKDALE	CNSP	SSD	2020	SRA2-1	11/18/2019	4/24/2020	159
CG	71	USS CAPE ST. GEORGE	SEA 21	SSD	2020	MODPRD	12/4/2019	6/2/2021	547
LCS	6	USS JACKSON	CNSP	SSD	2020	DSRA1	1/6/2020	7/2/2020	179
LHD	4	USS BOXER	CNSP	SSD	2020	DPMA3	1/13/2020	3/12/2021	425
MCM	12	USS ARDENT	CNSP	SSD	2020	SRA4-1	1/13/2020	4/21/2020	100
DDG	111	USS SPRUANCE	CNSP	SSD	2020	DSRA1	1/20/2020	8/21/2020	215
LHA	7	USS TRIPOLI	CNSP	SSD	2020	PSA	2/1/2020	6/30/2020	151
LCS	20	USS CINCINNATI	CNSP	SSD	2020	PSA	4/1/2020	10/31/2020	214
MCM	4	USS CHAMPION	CNSP	SSD	2020	SRA5-1	4/1/2020	8/11/2020	133
LPD	26	USS JOHN P MURTHA	CNSP	SSD	2020	SRA1-1	5/4/2020	1/8/2021	250
CG	65	USS CHOSIN	SEA 21	SSD	2020	REINT	6/3/2020	9/30/2020	120
LSD	49	USS HARPERS FERRY	CNSP	SSD	2020	DSRA3	6/8/2020	6/4/2021	362
LSD	41	USS WHIDBEY ISLAND	SEA 21	SSD	2020	SSRA	7/1/2020	12/30/2020	183
LCS	8	USS MONTGOMERY	CNSP	SSD	2020	DSRA1	8/17/2020	2/12/2021	180
DDG	88	USS PREBLE	CNSP	SSD	2020	DMP	9/14/2020	2/4/2022	509
DDG	85	USS MCCAMPBELL	CNSP	SSD	2020	DMP	9/14/2020	2/4/2022	509
LSD	45	USS COMSTOCK	CNSP	SSD	2020	DSRA3	9/28/2020	9/24/2021	362

FY Total Man-Days Estimate **1,886,917**

"Intent of this information is to provide U.S. DoD industry contractors a general schedule for information and planning purposes for upcoming surface ship maintenance periods- It does not constitute any request for information or request for proposals or any commitment to contract for work in accordance with this plan. This information is to assist U.S. DoD industry contractors by providing a broad overview of frequently changing (driven by U.S. Navy operations) maintenance schedules and is not a guarantee of workload or exact ship schedules"

"Distribution Statement A: Approved for Public Release; Distribution is unlimited."

SWRMC Private Sector
Workload Forecast with MOD estimates (no AIT) FY21
Industry Forecast - as of 01 JUN 2018

CG / LSD Modernization | Coast Wide Bid (Duration > 10 Months) | DDG 1000 Ship

FY21

Class	Hull	Ship Name	TYCOM	NSA	Fiscal Year	Assigned Avail Number	Start Date	End Date	Duration
LCS	22	USS KANSAS CITY	CNSP	SSD	2021	PSA	10/1/2020	3/31/2021	182
DDG	83	USS HOWARD	CNSP	SSD	2021	SIA	10/14/2020	12/23/2020	71
LPD	25	USS SOMERSET	CNSP	SSD	2021	SRA1-2	10/19/2020	8/13/2021	299
DDG	60	USS PAUL HAMILTON	CNSP	SSD	2021	SRA3-1	10/26/2020	5/7/2021	194
LHD	8	USS MAKIN ISLAND	CNSP	SSD	2021	PMA2-1	11/2/2020	6/4/2021	215
DDG	56	USS JOHN S. MCCAIN	CNSP	SSD	2021	SRA4-1	11/9/2020	6/25/2021	229
CG	70	USS LAKE ERIE	SEA 21	SSD	2021	SRA3-1	11/16/2020	3/11/2022	481
LCS	3	USS FORT WORTH	CNSP	SSD	2021	SRA1	2/15/2021	6/18/2021	124
DDG	1001	USS MICHAEL MONSOOR	CNSP	SSD	2021	PSA	3/1/2021	6/30/2021	122
DDG	113	USS JOHN FINN	CNSP	SSD	2021	SRA1-1	3/15/2021	8/20/2021	159
LCS	10	USS GABRIELLE GIFFORDS	CNSP	SSD	2021	DSRA	3/15/2021	9/10/2021	180
LCS	4	USS CORONADO	CNSP	SSD	2021	DSRA	3/15/2021	9/10/2021	180
LSD	42	USS GERMANTOWN	CNSP	SSD	2021	SRA4-2	4/5/2021	1/28/2022	299
DDG	76	USS HIGGINS	CNSP	SSD	2021	SIA	4/14/2021	6/23/2021	71
DDG	121	USS FRANK E PETERSEN JR	CNSP	SSD	2021	PSA	4/16/2021	8/3/2021	110
DDG	104	USS STERETT	CNSP	SSD	2021	SRA2-1	5/3/2021	9/24/2021	145
CG	59	USS PRINCETON	CNSP	SSD	2021	SRA3-2	5/10/2021	10/15/2021	159
LCS	24	USS OAKLAND	CNSP	SSD	2021	PSA	6/1/2021	11/30/2021	183
CG	71	USS CAPE ST. GEORGE	SEA 21	SSD	2021	REINT	6/3/2021	9/30/2021	120
CG	52	USS BUNKER HILL	CNSP	SSD	2021	DSRA3	6/14/2021	12/10/2021	180
DDG	115	USS RAFAEL PERALTA	CNSP	SSD	2021	SRA1-1	6/14/2021	11/19/2021	159
DDG	59	USS RUSSELL	CNSP	SSD	2021	SRA3-2	6/21/2021	12/3/2021	166
LCS	14	USS MANCHESTER	CNSP	SSD	2021	DSRA1	7/12/2021	1/7/2022	180
LCS	12	USS OMAHA	CNSP	SSD	2021	DSRA1	7/12/2021	1/7/2022	180
DDG	120	USS CARL M. LEVIN	CNSP	SSD	2021	PSA	9/6/2021	12/14/2021	100
LPD	22	USS SAN DIEGO	CNSP	SSD	2021	DSRA1	9/13/2021	12/5/2022	449
LPD	27	USS PORTLAND	CNSP	SSD	2021	SRA1-1	9/13/2021	4/22/2022	222
LSD	52	USS PEARL HARBOR	CNSP	SSD	2021	SRA3-2	9/13/2021	4/22/2022	222

FY Total Man-Days Estimate **1,980,561**

"Intent of this information is to provide U.S. DoD industry contractors a general schedule for information and planning purposes for upcoming surface ship maintenance periods- It does not constitute any request for information or request for proposals or any commitment to contract for work in accordance with this plan. This information is to assist U.S. DoD industry contractors by providing a broad overview of frequently changing (driven by U.S. Navy operations) maintenance schedules and is not a guarantee of workload or exact ship schedules"

"Distribution Statement A: Approved for Public Release; Distribution is unlimited."

SWRMC Private Sector
Workload Forecast with MOD estimates (no AIT) FY22 - FY25
Industry Forecast - as of 01 JUN 2018

Workload Color Legend: CM | NECC | CG | CVN | DDG 1000 | DDG | FFG | LCS | LHA | LHD | LPD | LSD | MCM | CG / LSD Modernization Program | Coast-Wide Contracting Strategy (CWB) | CG / LSD Mod Program (CWB)

Green Dash Line 3-Year Historical Workload Average= 5,743 RPD — Black Dash Line: (135% of Historical Workload Average) Surge Capacity= 7,752 RPD (Industry provided threshold under review) — 01MAY2018 WORKLOAD

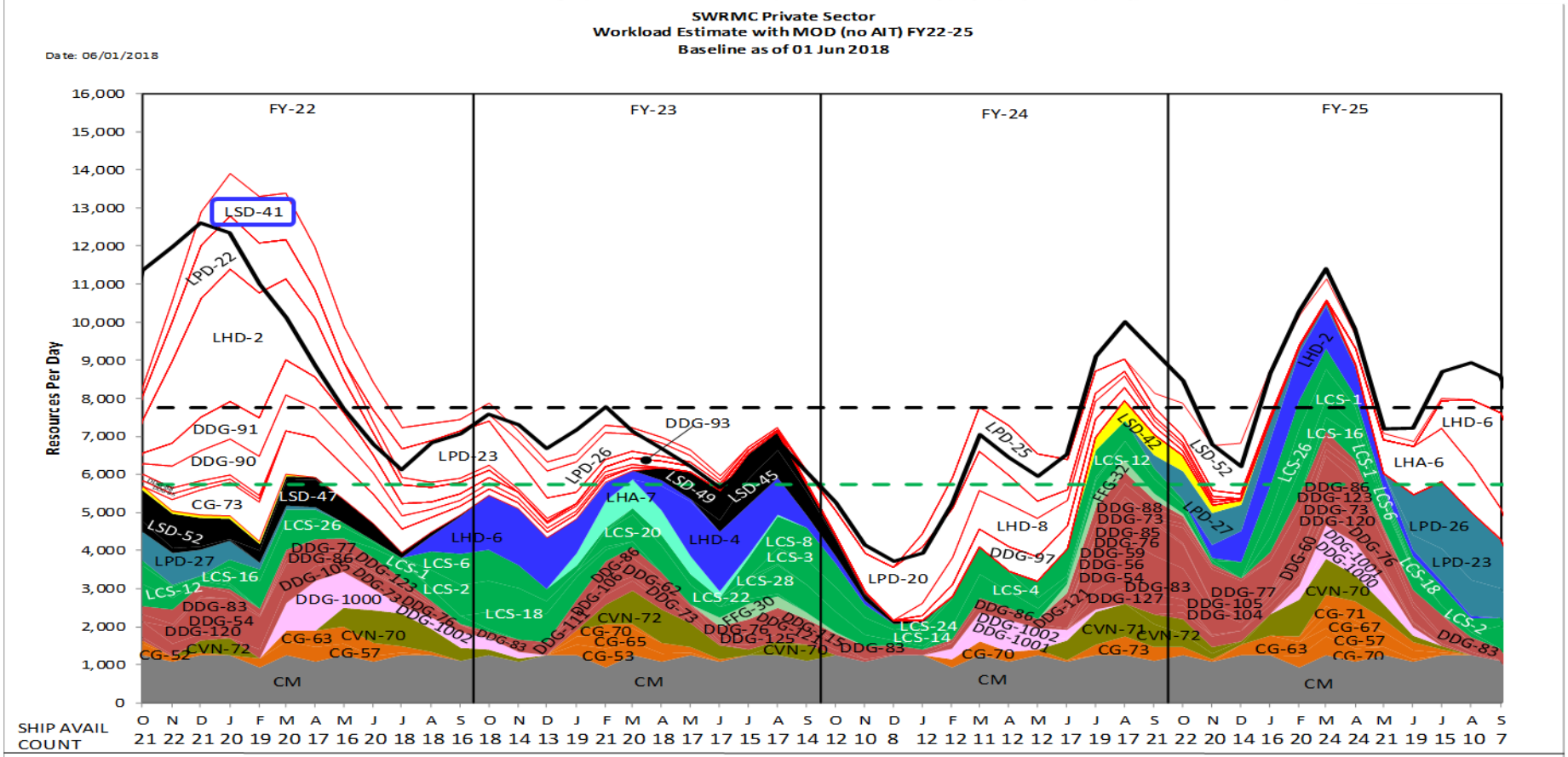

	FY-22	FY-23	FY-24	FY-25
Total FY Man-Days	2,592,478	1,699,548	1,622,356	2,054,023
Average FY Man-Days	10,383	6,830	6,393	8,219

"Intent of this information is to provide U.S. DoD industry contractors a general schedule for information and planning purposes for upcoming surface ship maintenance periods- It does not constitute any request for information or request for proposals or any commitment to contract for work in accordance with this plan. This information is to assist U.S. DoD industry contractors by providing a broad overview of frequently changing (driven by U.S. Navy operations) maintenance schedules and is not a guarantee of workload or exact ship schedules"

"Distribution Statement A: Approved for Public Release; Distribution is unlimited."

SWRMC Private Sector
Workload Forecast with MOD estimates (no AIT) FY22
Industry Forecast - as of 01 JUN 2018

CG / LSD Modernization | Coast Wide Bid (Duration > 10 Months) | DDG 1000 Ship

FY22

Class	Hull	Ship Name	TYCOM	NSA	Fiscal Year	Assigned Avail Number	Start Date	End Date	Duration
CVN	72	USS ABRAHAM LINCOLN	CNAP	SSD	2022	CIA	12/7/2021	1/21/2022	46
CVN	70	USS CARL VINSON	CNAP	SSD	2022	PIA3	5/6/2022	11/6/2022	185
LSD	41	USS WHIDBEY ISLAND	SEA 21	SSD	2022	MODPRD	10/1/2021	6/30/2023	638
LHD	2	USS ESSEX	CNSP	SSD	2022	DPMA3	10/11/2021	10/28/2022	383
DDG	90	USS CHAFEE	CNSP	SSD	2022	DMP	10/18/2021	2/10/2023	481
DDG	91	USS PINCKNEY	CNSP	SSD	2022	DMP	10/18/2021	3/17/2023	516
DDG	83	USS HOWARD	CNSP	SSD	2022	SRA3-1	10/20/2021	2/16/2022	120
CG	73	USS PORT ROYAL	SEA 21	SSD	2022	DSRA	11/15/2021	3/17/2023	488
LCS	26	USS MOBILE	CNSP	SSD	2022	PSA	1/3/2022	6/30/2022	179
LCS	16	USS TULSA	CNSP	SSD	2022	DSRA1	1/10/2022	7/8/2022	180
DDG	86	USS SHOUP	CNSP	SSD	2022	SIA	1/12/2022	3/23/2022	71
CG	57	USS LAKE CHAMPLAIN	CNSP	SSD	2022	SRA4-1	2/7/2022	7/1/2022	145
LSD	47	USS RUSHMORE	CNSP	SSD	2022	SRA4-1	2/14/2022	9/16/2022	215
DDG	105	USS DEWEY	CNSP	SSD	2022	SRA2-1	2/21/2022	7/15/2022	145
CG	63	USS COWPENS	CNSP	SSD	2022	SRA4-1	3/7/2022	8/12/2022	159
DDG	77	USS O'KANE	CNSP	SSD	2022	SRA3-2	3/14/2022	8/5/2022	145
DDG	73	USS DECATUR	CNSP	SSD	2022	SIA	3/23/2022	6/1/2022	71
DDG	1000	USS ZUMWALT	CNSP	SSD	2022	DSRA	3/28/2022	7/15/2022	110
DDG	76	USS HIGGINS	CNSP	SSD	2022	SRA3-1	6/15/2022	10/12/2022	120
DDG	123	USS LENAH H SUTCLIFFE HIGBEE	CNSP	SSD	2022	PSA	6/27/2022	10/4/2022	100
LCS	1	USS FREEDOM	CNSP	SSD	2022	SRA2	6/27/2022	10/28/2022	124
LPD	23	USS ANCHORAGE	CNSP	SSD	2022	DSRA1	6/27/2022	6/9/2023	348
DDG	1002	USS LYNDON B. JOHNSON	CNSP	SSD	2022	PSA	8/1/2022	11/30/2022	122
LCS	6	USS JACKSON	CNSP	SSD	2022	DSRA2	8/15/2022	2/10/2023	180
LCS	2	USS INDEPENDENCE	CNSP	SSD	2022	DSRA2	8/15/2022	2/10/2023	180
LHD	6	USS BONHOMME RICHARD	CNSP	SSD	2022	PMA4-1	8/29/2022	5/19/2023	264

FY Total Man-Days Estimate **2,592,478**

"Intent of this information is to provide U.S. DoD industry contractors a general schedule for information and planning purposes for upcoming surface ship maintenance periods- It does not constitute any request for information or request for proposals or any commitment to contract for work in accordance with this plan. This information is to assist U.S. DoD industry contractors by providing a broad overview of frequently changing (driven by U.S. Navy operations) maintenance schedules and is not a guarantee of workload or exact ship schedules"

"Distribution Statement A: Approved for Public Release; Distribution is unlimited."

SWRMC Private Sector
Workload Forecast with MOD estimates (no AIT) FY23
Industry Forecast - as of 01 JUN 2018

CG / LSD Modernization | Coast Wide Bid (Duration > 10 Months) | DDG 1000 Ship

FY23

Class	Hull	Ship Name	TYCOM	NSA	Fiscal Year	Assigned Avail Number	Start Date	End Date	Duration
CVN	72	USS ABRAHAM LINCOLN	CNAP	SSD	2023	PIA2	2/23/2023	8/23/2023	182
CVN	70	USS CARL VINSON	CNAP	SSD	2023	CIA	8/14/2023	9/28/2023	46
LCS	18	USS CHARLESTON	CNSP	SSD	2023	DSRA1	10/3/2022	3/31/2023	180
DDG	83	USS HOWARD	CNSP	SSD	2023	SIA	10/19/2022	12/18/2022	61
LPD	26	USS JOHN P MURTHA	CNSP	SSD	2023	SRA1-2	10/24/2022	9/29/2023	341
DDG	111	USS SPRUANCE	CNSP	SSD	2023	SRA2-1	11/28/2022	4/28/2023	152
DDG	93	USS CHUNG-HOON	CNSP	SSD	2023	DMP	12/5/2022	2/23/2024	446
CG	65	USS CHOSIN	CNSP	SSD	2023	SRA4-1	1/9/2023	6/16/2023	159
DDG	106	USS STOCKDALE	CNSP	SSD	2023	SRA2-2	1/9/2023	6/2/2023	145
DDG	62	USS FITZGERALD	CNSP	SSD	2023	SRA4-1	1/9/2023	6/2/2023	145
DDG	86	USS SHOUP	CNSP	SSD	2023	SRA3-1	1/11/2023	5/10/2023	120
CG	53	USS MOBILE BAY	CNSP	SSD	2023	SRA4-1	1/16/2023	5/19/2023	124
LHA	7	USS TRIPOLI	CNSP	SSD	2023	PMA1-1	1/17/2023	8/31/2023	227
CG	70	USS LAKE ERIE	SEA 21	SSD	2023	SIA	1/18/2023	3/29/2023	71
LCS	20	USS CINCINNATI	CNSP	SSD	2023	DSRA1	2/6/2023	8/4/2023	180
DDG	73	USS DECATUR	CNSP	SSD	2023	SRA3-1	3/1/2023	6/28/2023	120
LCS	28	USS SAVANNAH	CNSP	SSD	2023	PSA	3/1/2023	8/31/2023	184
LSD	49	USS HARPERS FERRY	CNSP	SSD	2023	SRA4-1	4/10/2023	11/24/2023	229
LHD	4	USS BOXER	CNSP	SSD	2023	PMA4-1	4/17/2023	11/17/2023	215
LSD	45	USS COMSTOCK	CNSP	SSD	2023	SRA4-1	6/12/2023	1/26/2024	229
FFG	30	USS NO NAME	CNSP	SSD	2023	PSA	6/20/2023	10/7/2023	110
DDG	76	USS HIGGINS	CNSP	SSD	2023	SIA	6/28/2023	9/6/2023	71
LSD	41	USS WHIDBEY ISLAND	SEA 21	SSD	2023	REINT	7/1/2023	9/30/2023	92
LCS	8	USS MONTGOMERY	CNSP	SSD	2023	DSRA2	7/10/2023	1/5/2024	180
LCS	22	USS KANSAS CITY	CNSP	SSD	2023	DSRA1	7/10/2023	1/5/2024	180
DDG	125	USS JACK H LUCAS	CNSP	SSD	2023	PSA	7/15/2023	10/25/2023	103
DDG	115	USS RAFAEL PERALTA	CNSP	SSD	2023	SRA1-2	7/31/2023	1/12/2024	166
LCS	3	USS FORT WORTH	CNSP	SSD	2023	DSRA	8/28/2023	2/23/2024	180
LPD	20	USS GREEN BAY	CNSP	SSD	2023	DSRA2	9/11/2023	11/8/2024	425

FY Total Man-Days Estimate **1,699,548**

"Intent of this information is to provide U.S. DoD industry contractors a general schedule for information and planning purposes for upcoming surface ship maintenance periods- It does not constitute any request for information or request for proposals or any commitment to contract for work in accordance with this plan. This information is to assist U.S. DoD industry contractors by providing a broad overview of frequently changing (driven by U.S. Navy operations) maintenance schedules and is not a guarantee of workload or exact ship schedules"

"Distribution Statement A: Approved for Public Release; Distribution is unlimited."

SWRMC Private Sector
Workload Forecast with MOD estimates (no AIT) FY24
Industry Forecast - as of 01 JUN 2018

CG / LSD Modernization | Coast Wide Bid (Duration > 10 Months) | DDG 1000 Ship

FY24

Class	Hull	Ship Name	TYCOM	NSA	Fiscal Year	Assigned Avail Number	Start Date	End Date	Duration
CVN	71	USS THEODORE ROOSEVELT	CNAP	SSD	2024	PIA3	6/15/2024	12/15/2024	184
CVN	72	USS ABRAHAM LINCOLN	CNAP	SSD	2024	CIA	9/21/2024	11/5/2024	46
DDG	83	USS HOWARD	CNSP	SSD	2024	SRA3-2	10/4/2023	1/31/2024	120
DDG	97	USS HALSEY	CNSP	SSD	2024	DMP	1/15/2024	4/11/2025	453
LHD	8	USS MAKIN ISLAND	CNSP	SSD	2024	PMA2-2	1/15/2024	11/15/2024	306
LPD	25	USS SOMERSET	CNSP	SSD	2024	DSRA1	1/15/2024	1/31/2025	383
LCS	24	USS OAKLAND	CNSP	SSD	2024	DSRA1	1/29/2024	7/26/2024	180
CG	70	USS LAKE ERIE	CNSP	SSD	2024	SRA	2/7/2024	6/5/2024	120
DDG	86	USS SHOUP	CNSP	SSD	2024	SIA	2/14/2024	4/24/2024	71
DDG	121	USS FRANK E PETERSEN JR	CNSP	SSD	2024	SRA1-1	2/19/2024	6/7/2024	110
LCS	14	USS MANCHESTER	CNSP	SSD	2024	SRA	2/19/2024	6/21/2024	124
DDG	1001	USS MICHAEL MONSOOR	CNSP	SSD	2024	SRA	2/21/2024	6/10/2024	111
DDG	1002	USS LYNDON B. JOHNSON	CNSP	SSD	2024	SRA	3/25/2024	7/12/2024	110
DDG	73	USS DECATUR	CNSP	SSD	2024	SIA	4/10/2024	6/18/2024	70
LCS	4	USS CORONADO	CNSP	SSD	2024	DSRA2	5/13/2024	11/8/2024	180
DDG	88	USS PREBLE	CNSP	SSD	2024	SRA3-1	6/10/2024	10/18/2024	131
DDG	85	USS MCCAMPBELL	CNSP	SSD	2024	SRA3-1	6/17/2024	11/8/2024	145
DDG	59	USS RUSSELL	CNSP	SSD	2024	DSRA3	6/17/2024	1/13/2025	211
FFG	32	USS JOHN L HALL	CNSP	SSD	2024	PSA	6/20/2024	10/7/2024	110
LSD	42	USS GERMANTOWN	SEA 21	SSD	2024	SSRA1	7/1/2024	12/27/2024	180
LCS	12	USS OMAHA	CNSP	SSD	2024	SRA	7/8/2024	11/8/2024	124
DDG	127	USS NO NAME	CNSP	SSD	2024	PSA	7/15/2024	10/25/2024	103
DDG	76	USS HIGGINS	CNSP	SSD	2024	SRA3-2	7/17/2024	11/13/2024	120
CG	73	USS PORT ROYAL	CNSP	SSD	2024	SRA4-1	7/22/2024	11/22/2024	124
DDG	56	USS JOHN S. MCCAIN	CNSP	SSD	2024	DSRA4	7/22/2024	2/21/2025	215
DDG	54	USS CURTIS WILBUR	CNSP	SSD	2024	SRA4-1	7/22/2024	11/22/2024	124
LSD	52	USS PEARL HARBOR	CNSP	SSD	2024	DSRA3	9/9/2024	7/18/2025	313
LPD	27	USS PORTLAND	CNSP	SSD	2024	SRA1-2	9/23/2024	5/9/2025	229
DDG	83	USS HOWARD	CNSP	SSD	2024	SIA	9/25/2024	12/4/2024	71

FY Total Man-Days Estimate **1,622,356**

"Intent of this information is to provide U.S. DoD industry contractors a general schedule for information and planning purposes for upcoming surface ship maintenance periods- It does not constitute any request for information or request for proposals or any commitment to contract for work in accordance with this plan. This information is to assist U.S. DoD industry contractors by providing a broad overview of frequently changing (driven by U.S. Navy operations) maintenance schedules and is not a guarantee of workload or exact ship schedules"

"Distribution Statement A: Approved for Public Release; Distribution is unlimited."

SWRMC Private Sector
Workload Forecast with MOD estimates (no AIT) FY25
Industry Forecast - as of 01 JUN 2018

CG / LSD Modernization | Coast Wide Bid (Duration > 10 Months) | DDG 1000 Ship

FY25

Class	Hull	Ship Name	TYCOM	NSA	Fiscal Year	Assigned Avail Number	Start Date	End Date	Duration
CVN	70	USS CARL VINSON	CNAP	SSD	2025	PIA3	1/15/2025	7/15/2025	182
DDG	105	USS DEWEY	CNSP	SSD	2025	SRA2-2	10/7/2024	3/7/2025	152
DDG	77	USS O'KANE	CNSP	SSD	2025	DSRA3	10/14/2024	5/23/2025	222
LHD	2	USS ESSEX	CNSP	SSD	2025	PMA4-1	11/11/2024	8/15/2025	278
CG	63	USS COWPENS	CNSP	SSD	2025	SRA4-2	12/2/2024	4/4/2025	124
LCS	26	USS MOBILE	CNSP	SSD	2025	DSRA1	12/9/2024	6/6/2025	180
LCS	16	USS TULSA	CNSP	SSD	2025	SRA	1/6/2025	5/9/2025	124
DDG	86	USS SHOUP	CNSP	SSD	2025	SRA3-2	1/8/2025	5/7/2025	120
DDG	120	USS CARL M. LEVIN	CNSP	SSD	2025	SRA1-1	1/13/2025	5/2/2025	110
LCS	2	USS INDEPENDENCE	CNSP	SSD	2025	DSRA	1/20/2025	5/23/2025	124
DDG	104	USS STERETT	CNSP	SSD	2025	SRA2-2	2/3/2025	7/18/2025	166
CG	57	USS LAKE CHAMPLAIN	CNSP	SSD	2025	SRA4-2	2/10/2025	6/20/2025	131
DDG	1001	USS MICHAEL MONSOOR	CNSP	SSD	2025	SRA	2/10/2025	5/30/2025	110
CG	70	USS LAKE ERIE	CNSP	SSD	2025	SIA	2/12/2025	4/23/2025	71
DDG	123	USS LENAH H SUTCLIFFE HIGBEE	CNSP	SSD	2025	SRA1-1	2/24/2025	6/13/2025	110
CG	71	USS CAPE ST. GEORGE	CNSP	SSD	2025	SRA4-1	3/3/2025	7/11/2025	131
LCS	1	USS FREEDOM	CNSP	SSD	2025	DSRA2	3/3/2025	8/29/2025	180
DDG	1000	USS ZUMWALT	CNSP	SSD	2025	SRA	3/10/2025	6/27/2025	110
CG	67	USS SHILOH	CNSP	SSD	2025	SRA4-1	3/13/2025	7/14/2025	124
DDG	73	USS DECATUR	CNSP	SSD	2025	SRA3-2	3/26/2025	7/23/2025	120
LHA	6	USS AMERICA	CNSP	SSD	2025	DPMA1	4/21/2025	2/20/2026	306
LCS	6	USS JACKSON	CNSP	SSD	2025	SRA(d)	6/2/2025	10/3/2025	124
LPD	26	USS JOHN P MURTHA	CNSP	SSD	2025	DSRA1	6/16/2025	12/12/2025	180
DDG	76	USS HIGGINS	CNSP	SSD	2025	SIA	6/18/2025	8/27/2025	71
LPD	23	USS ANCHORAGE	CNSP	SSD	2025	SRA2-1	6/23/2025	2/6/2026	229
LHD	6	USS BONHOMME RICHARD	CNSP	SSD	2025	PMA4-2	7/14/2025	4/3/2026	264
DDG	83	USS HOWARD	CNSP	SSD	2025	SRA3-3	8/13/2025	12/10/2025	120
LCS	18	USS CHARLESTON	CNSP	SSD	2025	DSRA2	9/8/2025	1/9/2026	124

FY Total Man-Days Estimate **2,054,023**

"Intent of this information is to provide U.S. DoD industry contractors a general schedule for information and planning purposes for upcoming surface ship maintenance periods- It does not constitute any request for information or request for proposals or any commitment to contract for work in accordance with this plan. This information is to assist U.S. DoD industry contractors by providing a broad overview of frequently changing (driven by U.S. Navy operations) maintenance schedules and is not a guarantee of workload or exact ship schedules"

"Distribution Statement A: Approved for Public Release; Distribution is unlimited."

SERMC Private Sector
Workload Forecast with MOD estimates (no AIT) FY18 - FY21
Industry Forecast - as of 01 JUN 2018

Workload Color Legend: CM, NECC, O Level, CG, DDG, FFG, LCS, LHD, LPD, LSD, PC, CG / LSD Modernization Program, Coast-Wide Contracting Strategy (CWB), CG / LSD Mod Program (CWB)

Green Dash Line 3-Year Historical Worklaod Average = 1,121 RPD — Black Dash Line: Industry Provided SURGE Capacity = 1,500 RPD — 01MAY2018 WORKLOAD

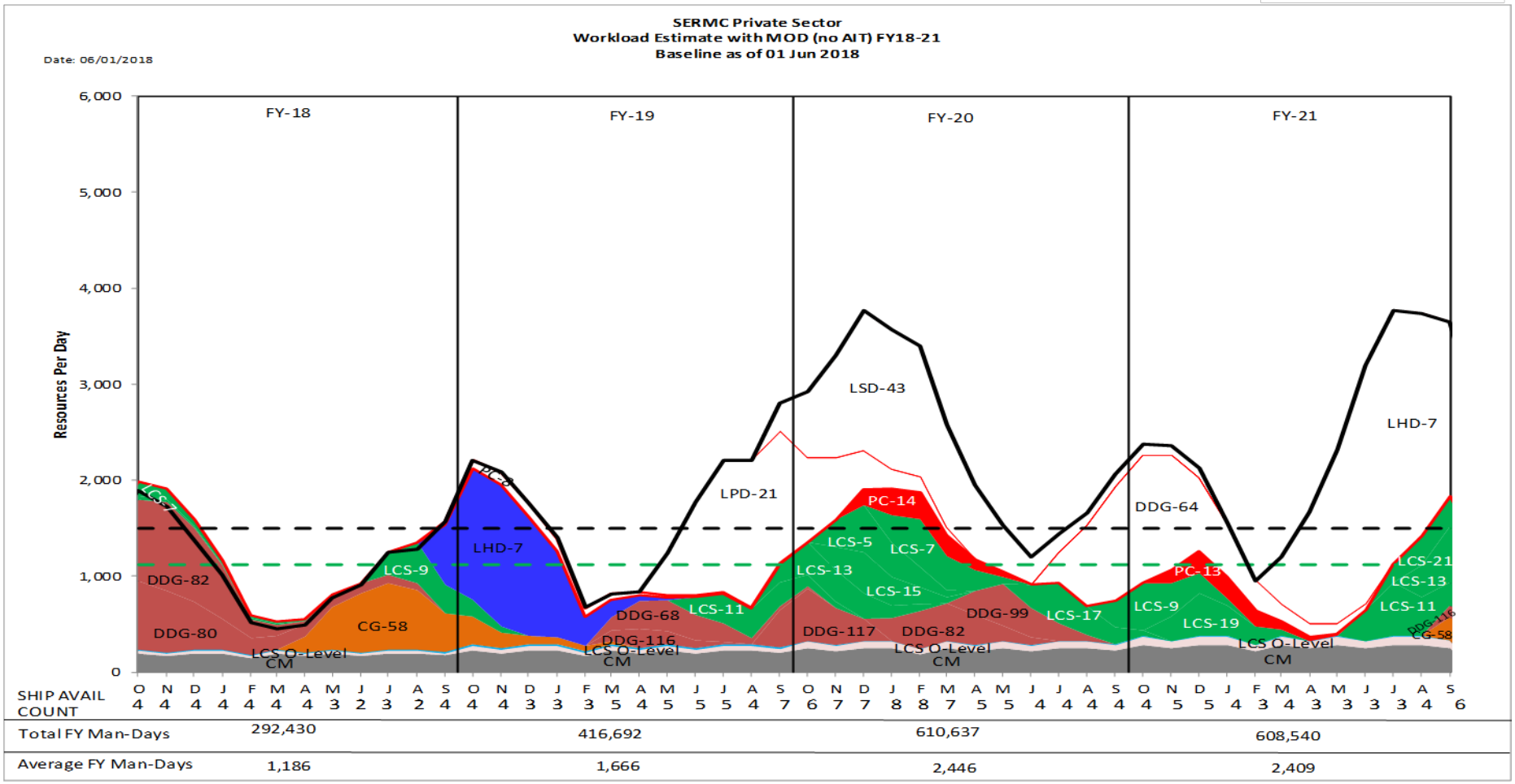

"Intent of this information is to provide U.S. DoD industry contractors a general schedule for information and planning purposes for upcoming surface ship maintenance periods- It does not constitute any request for information or request for proposals or any commitment to contract for work in accordance with this plan. This information is to assist U.S. DoD industry contractors by providing a broad overview of frequently changing (driven by U.S. Navy operations) maintenance schedules and is not a guarantee of workload or exact ship schedules"

"Distribution Statement A: Approved for Public Release; Distribution is unlimited."

SERMC Private Sector
Workload Forecast with MOD estimates (no AIT) FY18 - FY21
Industry Forecast - as of 01 JUN 2018

CG / LSD Modernization | Coast Wide Bid (Duration > 10 Months) | DDG 1000 Ship

FY18

Class	Hull	Ship Name	TYCOM	NSA	Fiscal Year	Assigned Avail Number	Start Date	End Date	Duration
CG	58	USS PHILIPPINE SEA	CNSL	SJACK	2018	DSRA	4/9/2018	3/8/2019	334
LCS	9	USS LITTLE ROCK	CNSL	SJACK	2018	PSA	7/16/2018	11/16/2018	124
LHD	7	USS IWO JIMA	CNSL	SJACK	2018	PMA2-2	9/17/2018	5/17/2019	243
PC	8	USS ZEPHYR	CNSL	SJACK	2018	DPMA	9/24/2018	9/20/2019	362

FY Total Man-Days Estimate **292,430**

FY19

Class	Hull	Ship Name	TYCOM	NSA	Fiscal Year	Assigned Avail Number	Start Date	End Date	Duration
DDG	68	USS THE SULLIVANS	CNSL	SJACK	2019	SRA3-2	3/4/2019	10/25/2019	236
DDG	116	USS THOMAS HUDNER	CNSL	SJACK	2019	PSA	3/25/2019	7/26/2019	124
LPD	21	USS NEW YORK	CNSL	SJACK	2019	DSRA1	5/6/2019	3/13/2020	313
LCS	11	USS SIOUX CITY	CNSL	SJACK	2019	PSA	6/1/2019	11/30/2019	183
LCS	13	USS WICHITA	CNSL	SJACK	2019	PSA	9/1/2019	2/28/2020	181
LSD	43	USS FORT MCHENRY	CNSL	SJACK	2019	DSRA3	9/9/2019	12/11/2020	460
DDG	117	USS PAUL IGNATIUS	CNSL	SJACK	2019	PSA	9/19/2019	12/17/2019	90

FY Total Man-Days Estimate **416,692**

FY20

Class	Hull	Ship Name	TYCOM	NSA	Fiscal Year	Assigned Avail Number	Start Date	End Date	Duration
LCS	5	USS MILWAUKEE	CNSL	SJACK	2020	SRA1	11/4/2019	3/6/2020	124
LCS	15	USS BILLINGS	CNSL	SJACK	2020	PSA	11/4/2019	3/6/2020	124
PC	14	USS TORNADO	CNSL	SJACK	2020	DSRA5	12/2/2019	5/8/2020	159
LCS	7	USS DETROIT	CNSL	SJACK	2020	SRA1	1/6/2020	5/8/2020	124
DDG	82	USS LASSEN	CNSL	SJACK	2020	SRA3-1	1/27/2020	6/5/2020	131
DDG	99	USS FARRAGUT	CNSL	SJACK	2020	SRA2-1	4/13/2020	8/21/2020	131
LCS	17	USS INDIANAPOLIS	CNSL	SJACK	2020	PSA	6/1/2020	10/2/2020	124
DDG	64	USS CARNEY	CNSL	SJACK	2020	EDSRA	7/13/2020	6/18/2021	341
LCS	9	USS LITTLE ROCK	CNSL	SJACK	2020	SRA1	9/21/2020	1/22/2021	124

FY Total Man-Days Estimate **610,637**

FY21

Class	Hull	Ship Name	TYCOM	NSA	Fiscal Year	Assigned Avail Number	Start Date	End Date	Duration
LCS	19	USS ST LOUIS	CNSL	SJACK	2021	PSA	11/2/2020	3/5/2021	124
PC	13	USS SHAMAL	CNSL	SJACK	2021	DSRA8	11/9/2020	5/14/2021	187
LHD	7	USS IWO JIMA	CNSL	SJACK	2021	DPMA-2	3/15/2021	5/13/2022	425
LCS	11	USS SIOUX CITY	CNSL	SJACK	2021	SRA1	6/7/2021	10/8/2021	124
LCS	21	USS MINNEAPOLIS ST PAUL	CNSL	SJACK	2021	PSA	7/1/2021	1/31/2022	215
LCS	13	USS WICHITA	CNSL	SJACK	2021	SRA1	8/16/2021	12/17/2021	124
DDG	116	USS THOMAS HUDNER	CNSL	SJACK	2021	SRA1-1	9/20/2021	2/18/2022	152
CG	58	USS PHILIPPINE SEA	CNSL	SJACK	2021	SRA4-1	9/27/2021	2/4/2022	131

FY Total Man-Days Estimate **608,540**

"Intent of this information is to provide U.S. DoD industry contractors a general schedule for information and planning purposes for upcoming surface ship maintenance periods- It does not constitute any request for information or request for proposals or any commitment to contract for work in accordance with this plan. This information is to assist U.S. DoD industry contractors by providing a broad overview of frequently changing (driven by U.S. Navy operations) maintenance schedules and is not a guarantee of workload or exact ship schedules"

"Distribution Statement A: Approved for Public Release; Distribution is unlimited."

SERMC Private Sector
Workload Forecast with MOD estimates (no AIT) FY22 - FY25
Industry Forecast - as of 01 JUN 2018

Workload Color Legend: CM, NECC, O Level, CG, DDG, FFG, LCS, LHD, LPD, LSD, PC, CG / LSD Modernization Program, Coast-Wide Contracting Strategy (CWB), CG / LSD Mod Program (CWB), Green Dash Line 3-Year Historical Worklaod Average = 1,121 RPD, Black Dash Line: Industry Provided SURGE Capacity = 1,500 RPD, 01MAY2018 WORKLOAD

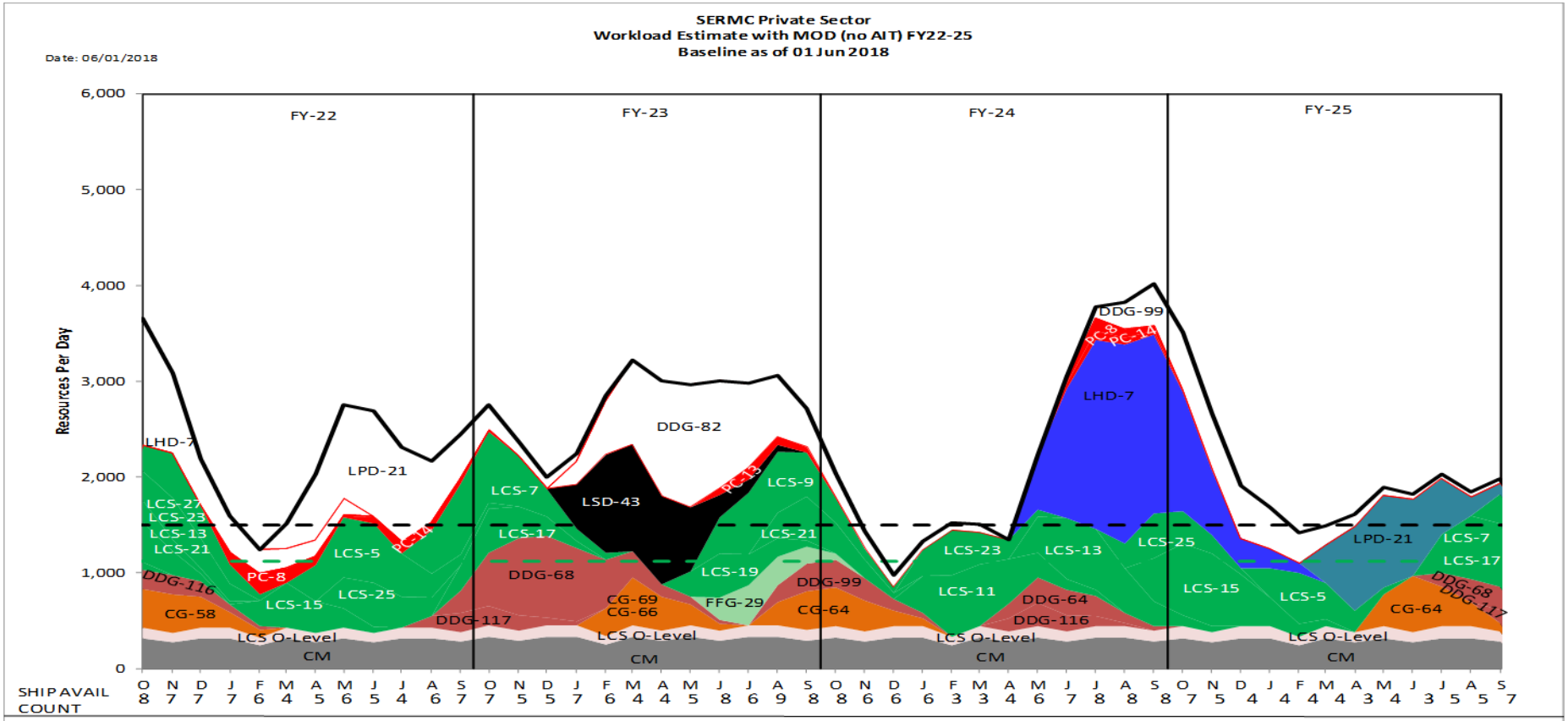

	FY22	FY23	FY24	FY25
Total FY Man-Days	577,950	692,314	567,550	496,590
Average FY Man-Days	2,308	2,763	2,254	1,988

"Intent of this information is to provide U.S. DoD industry contractors a general schedule for information and planning purposes for upcoming surface ship maintenance periods- It does not constitute any request for information or request for proposals or any commitment to contract for work in accordance with this plan. This information is to assist U.S. DoD industry contractors by providing a broad overview of frequently changing (driven by U.S. Navy operations) maintenance schedules and is not a guarantee of workload or exact ship schedules"

"Distribution Statement A: Approved for Public Release; Distribution is unlimited."

SERMC Private Sector
Workload Forecast with MOD estimates (no AIT) FY22 - FY23
Industry Forecast - as of 01 JUN 2018

CG / LSD Modernization | Coast Wide Bid (Duration > 10 Months) | DDG 1000 Ship

FY22

Class	Hull	Ship Name	TYCOM	NSA	Fiscal Year	Assigned Avail Number	Start Date	End Date	Duration
LCS	23	USS COOPERSTOWN	CNSL	SJACK	2022	PSA	10/4/2021	1/28/2022	117
LCS	27	USS NANTUCKET	CNSL	SJACK	2022	PSA	10/18/2021	2/4/2022	110
PC	8	USS ZEPHYR	CNSL	SJACK	2022	DSRA8	1/10/2022	5/13/2022	124
LCS	15	USS BILLINGS	CNSL	SJACK	2022	SRA1	2/7/2022	6/10/2022	124
LPD	21	USS NEW YORK	CNSL	SJACK	2022	SRA2-1	3/7/2022	2/3/2023	334
LCS	5	USS MILWAUKEE	CNSL	SJACK	2022	DSRA1	4/11/2022	10/7/2022	180
LCS	25	USS MARINETTE	CNSL	SJACK	2022	PSA	5/2/2022	8/26/2022	117
PC	14	USS TORNADO	CNSL	SJACK	2022	DSRA6	6/27/2022	10/28/2022	124
LCS	7	USS DETROIT	CNSL	SJACK	2022	DSRA1	8/15/2022	2/10/2023	180
DDG	117	USS PAUL IGNATIUS	CNSL	SJACK	2022	SRA1-1	8/29/2022	1/20/2023	145
DDG	68	USS THE SULLIVANS	CNSL	SJACK	2022	DSRA3	9/12/2022	6/9/2023	271
LCS	17	USS INDIANAPOLIS	CNSL	SJACK	2022	SRA1	9/26/2022	1/27/2023	124

FY Total Man-Days Estimate 577,950

FY23

Class	Hull	Ship Name	TYCOM	NSA	Fiscal Year	Assigned Avail Number	Start Date	End Date	Duration
DDG	82	USS LASSEN	CNSL	SJACK	2023	DMP	1/9/2023	3/29/2024	446
LSD	43	USS FORT MCHENRY	CNSL	SJACK	2023	SRA4-1	1/9/2023	8/11/2023	215
CG	69	USS VICKSBURG	CNSL	SJACK	2023	SRA4-1	2/13/2023	6/23/2023	131
LCS	19	USS ST LOUIS	CNSL	SJACK	2023	SRA1	5/1/2023	9/1/2023	124
FFG	29	USS NO NAME	CNSL	SJACK	2023	PSA	6/19/2023	10/6/2023	110
LCS	9	USS LITTLE ROCK	CNSL	SJACK	2023	DSRA1	6/26/2023	12/22/2023	180
PC	13	USS SHAMAL	CNSL	SJACK	2023	DSRA9	6/26/2023	10/27/2023	124
LCS	21	USS MINNEAPOLIS ST PAUL	CNSL	SJACK	2023	SRA1	8/14/2023	12/15/2023	124
CG	64	USS GETTYSBURG	CNSL	SJACK	2023	SRA4-1	8/21/2023	1/26/2024	159
DDG	99	USS FARRAGUT	CNSL	SJACK	2023	SRA2-2	8/28/2023	1/12/2024	138

FY Total Man-Days Estimate 692,314

"Intent of this information is to provide U.S. DoD industry contractors a general schedule for information and planning purposes for upcoming surface ship maintenance periods- It does not constitute any request for information or request for proposals or any commitment to contract for work in accordance with this plan. This information is to assist U.S. DoD industry contractors by providing a broad overview of frequently changing (driven by U.S. Navy operations) maintenance schedules and is not a guarantee of workload or exact ship schedules"

"Distribution Statement A: Approved for Public Release; Distribution is unlimited."

SERMC Private Sector
Workload Forecast with MOD estimates (no AIT) FY24 - FY25
Industry Forecast - as of 01 JUN 2018

CG / LSD Modernization | Coast Wide Bid (Duration > 10 Months) | DDG 1000 Ship

FY24

Class	Hull	Ship Name	TYCOM	NSA	Fiscal Year	Assigned Avail Number	Start Date	End Date	Duration
CG	66	USS HUE CITY	CNSL	SJACK	2024	REINT	10/2/2023	1/26/2024	117
LCS	23	USS COOPERSTOWN	CNSL	SJACK	2024	SRA1	1/8/2024	5/10/2024	124
LCS	11	USS SIOUX CITY	CNSL	SJACK	2024	DSRA1	1/15/2024	7/12/2024	180
DDG	116	USS THOMAS HUDNER	CNSL	SJACK	2024	SRA1-2	4/8/2024	8/16/2024	131
DDG	64	USS CARNEY	CNSL	SJACK	2024	SRA3-1	4/22/2024	9/6/2024	138
LCS	13	USS WICHITA	CNSL	SJACK	2024	DSRA1	5/20/2024	11/15/2024	180
LHD	7	USS IWO JIMA	CNSL	SJACK	2024	PMA3-1	5/20/2024	2/7/2025	264
PC	8	USS ZEPHYR	CNSL	SJACK	2024	DSRA9	6/24/2024	10/25/2024	124
PC	14	USS TORNADO	CNSL	SJACK	2024	DPMA	6/24/2024	10/25/2024	124
DDG	99	USS FARRAGUT	CNSL	SJACK	2024	DMP	7/29/2024	10/24/2025	453
LCS	25	USS MARINETTE	CNSL	SJACK	2024	SRA1	8/5/2024	12/6/2024	124
LCS	15	USS BILLINGS	CNSL	SJACK	2024	DSRA1	9/23/2024	3/21/2025	180

FY Total Man-Days Estimate 567,550

FY25

Class	Hull	Ship Name	TYCOM	NSA	Fiscal Year	Assigned Avail Number	Start Date	End Date	Duration
LCS	5	USS MILWAUKEE	CNSP	SJACK	2025	DSRA1	1/6/2025	5/9/2025	124
LPD	21	USS NEW YORK	CNSL	SJACK	2025	PMA2-1	3/24/2025	10/24/2025	215
CG	64	USS GETTYSBURG	CNSL	SJACK	2025	SRA4-2	5/12/2025	9/19/2025	131
DDG	68	USS THE SULLIVANS	CNSL	SJACK	2025	SRA	7/28/2025	12/5/2025	131
LCS	17	USS INDIANAPOLIS	CNSL	SJACK	2025	DSRA1	7/28/2025	1/23/2026	180
DDG	117	USS PAUL IGNATIUS	CNSL	SJACK	2025	SRA1-2	9/8/2025	1/23/2026	138
LCS	7	USS DETROIT	CNSL	SJACK	2025	SRA2	9/15/2025	1/16/2026	124

FY Total Man-Days Estimate 496,590

"Intent of this information is to provide U.S. DoD industry contractors a general schedule for information and planning purposes for upcoming surface ship maintenance periods- It does not constitute any request for information or request for proposals or any commitment to contract for work in accordance with this plan. This information is to assist U.S. DoD industry contractors by providing a broad overview of frequently changing (driven by U.S. Navy operations) maintenance schedules and is not a guarantee of workload or exact ship schedules"

"Distribution Statement A: Approved for Public Release; Distribution is unlimited."

NWRMC Private Sector
Workload Forecast with MOD estimates (no AIT) FY18 - FY21
Industry Forecast - as of 01 JUN 2018

Workload Color Legend: CM | Small Craft | S/Y Contracting | CVN | DDG | Coast-Wide Contracting Strategy (CWB)

Green Dash Line 3-Year Historical Worklaod Average = 1,124 RPD — Black Dash Line: Industry Provided SURGE Capacity = 1,800 RPD — 01MAY2018 WORKLOAD

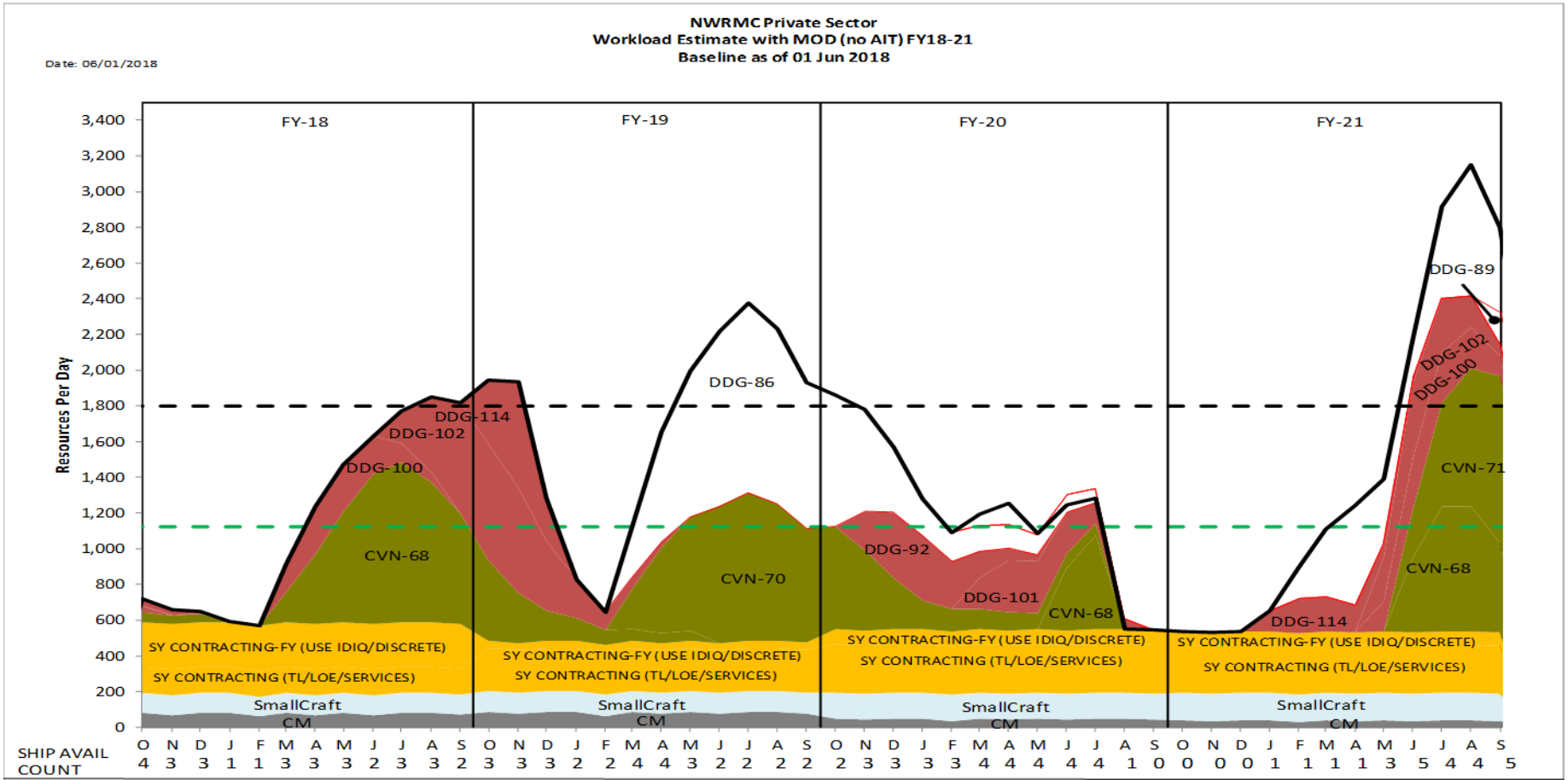

Total FY Man-Days	293,257	425,756	307,906	308,716
Average FY Man-Days	1,157	1,680	1,226	1,210

"Intent of this information is to provide U.S. DoD industry contractors a general schedule for information and planning purposes for upcoming surface ship maintenance periods- It does not constitute any request for information or request for proposals or any commitment to contract for work in accordance with this plan. This information is to assist U.S. DoD industry contractors by providing a broad overview of frequently changing (driven by U.S. Navy operations) maintenance schedules and is not a guarantee of workload or exact ship schedules"

"Distribution Statement A: Approved for Public Release; Distribution is unlimited."

NWRMC Private Sector
Workload Forecast with MOD estimates (no AIT) FY18 - FY21
Industry Forecast - as of 01 JUN 2018

CG / LSD Modernization | Coast Wide Bid (Duration > 10 Months) | DDG 1000 Ship

FY18

Class	Hull	Ship Name	TYCOM	NSA	Fiscal Year	Assigned Avail Number	Start Date	End Date	Duration
CVN	68	USS NIMITZ	CNAP	SPUGT	2018	DPIA3	3/1/2018	5/31/2019	457
DDG	100	USS KIDD	CNSP	SPUGT	2018	SRA2-1	3/19/2018	8/31/2018	166
DDG	102	USS SAMPSON	CNSP	SPUGT	2018	DSRA1	7/16/2018	4/12/2019	271

FY Total Man-Days Estimate 293,257

FY19

Class	Hull	Ship Name	TYCOM	NSA	Fiscal Year	Assigned Avail Number	Start Date	End Date	Duration
CVN	70	USS CARL VINSON	CNAP	SPUGT	2019	DPIA3	3/1/2019	7/1/2020	489
DDG	114	USS RALPH JOHNSON	CNSP	SPUGT	2019	PSA	10/22/2018	12/17/2018	57
DDG	86	USS SHOUP	CNSP	SPUGT	2019	DMP	3/4/2019	7/6/2020	491

FY Total Man-Days Estimate 425,756

FY20

Class	Hull	Ship Name	TYCOM	NSA	Fiscal Year	Assigned Avail Number	Start Date	End Date	Duration
CVN	68	USS NIMITZ	CNAP	SPUGT	2020	CIA	6/9/2020	7/24/2020	46
DDG	92	USS MOMSEN	CNSP	SPUGT	2020	SRA2-2	11/18/2019	5/1/2020	166
DDG	101	USS GRIDLEY	CNSP	SPUGT	2020	SRA2-1	3/23/2020	8/14/2020	145

FY Total Man-Days Estimate 307,906

FY21

Class	Hull	Ship Name	TYCOM	NSA	Fiscal Year	Assigned Avail Number	Start Date	End Date	Duration
CVN	68	USS NIMITZ	CNAP	SPUGT	2021	PIA3	6/1/2021	12/2/2021	185
CVN	71	USS THEODORE ROOSEVELT	CNAP	SPUGT	2021	DPIA3	6/13/2021	10/14/2022	489
DDG	114	USS RALPH JOHNSON	CNSP	SPUGT	2021	SRA1-1	1/8/2021	6/22/2021	166
DDG	102	USS SAMPSON	CNSP	SPUGT	2021	SRA2-1	5/10/2021	9/24/2021	138
DDG	100	USS KIDD	CNSP	SPUGT	2021	SRA2-1	5/24/2021	10/22/2021	152
DDG	89	USS MUSTIN	CNSP	SPUGT	2021	DMP	9/27/2021	1/20/2023	481

FY Total Man-Days Estimate 308,716

"Intent of this information is to provide U.S. DoD industry contractors a general schedule for information and planning purposes for upcoming surface ship maintenance periods- It does not constitute any request for information or request for proposals or any commitment to contract for work in accordance with this plan. This information is to assist U.S. DoD industry contractors by providing a broad overview of frequently changing (driven by U.S. Navy operations) maintenance schedules and is not a guarantee of workload or exact ship schedules"

"Distribution Statement A: Approved for Public Release; Distribution is unlimited."

NWRMC Private Sector
Workload Forecast with MOD estimates (no AIT) FY22 - FY25
Industry Forecast - as of 01 JUN 2018

Workload Color Legend: CM | Small Craft | S/Y Contracting | CVN | DDG | Coast-Wide Contracting Strategy (CWB)

Green Dash Line 3-Year Historical Worklaod Average = 1,124 RPD — Black Dash Line: Industry Provided SURGE Capacity = 1,800 RPD — 01MAY2018 WORKLOAD

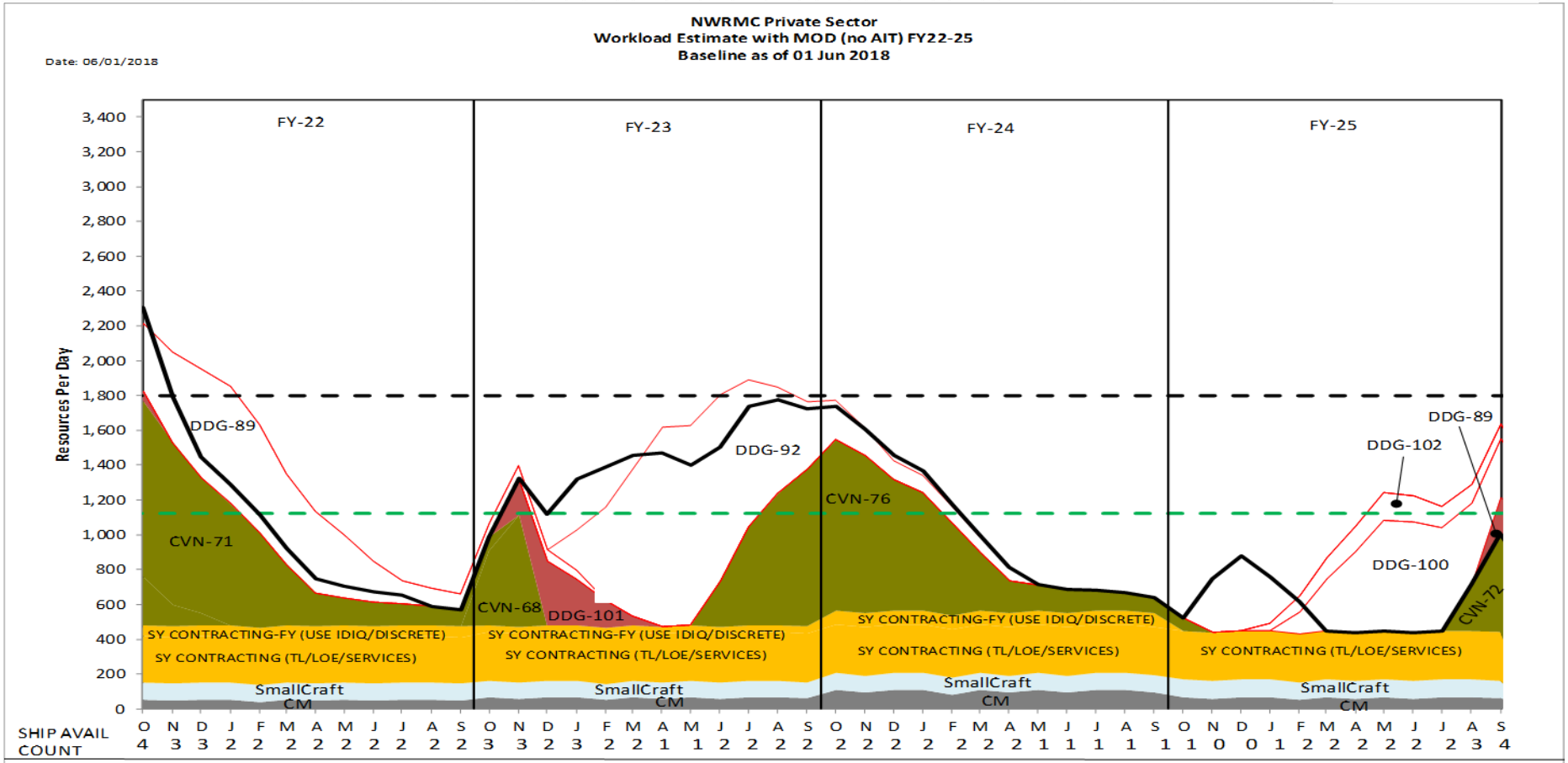

	FY-22	FY-23	FY-24	FY-25
Total FY Man-Days	331,138	365,722	257,358	233,103
Average FY Man-Days	1,344	1,458	1,042	919

"Intent of this information is to provide U.S. DoD industry contractors a general schedule for information and planning purposes for upcoming surface ship maintenance periods- It does not constitute any request for information or request for proposals or any commitment to contract for work in accordance with this plan. This information is to assist U.S. DoD industry contractors by providing a broad overview of frequently changing (driven by U.S. Navy operations) maintenance schedules and is not a guarantee of workload or exact ship schedules"

"Distribution Statement A: Approved for Public Release; Distribution is unlimited."

NWRMC Private Sector
Workload Forecast with MOD estimates (no AIT) FY22 - FY25
Industry Forecast - as of 01 JUN 2018

CG / LSD Modernization | Coast Wide Bid (Duration > 10 Months) | DDG 1000 Ship

FY22

Class	Hull	Ship Name	TYCOM	NSA	Fiscal Year	Assigned Avail Number	Start Date	End Date	Duration

FY Total Man-Days Estimate 331,138

FY23

Class	Hull	Ship Name	TYCOM	NSA	Fiscal Year	Assigned Avail Number	Start Date	End Date	Duration
CVN	68	USS NIMITZ	CNAP	SPUGT	2023	CIA	10/15/2022	11/28/2022	45
CVN	76	USS RONALD REAGAN	CNAP	SPUGT	2023	DPIA3& IDIQ	6/16/2023	10/14/2024	487
DDG	101	USS GRIDLEY	CNSP	SPUGT	2023	SRA2-2	11/7/2022	3/3/2023	117
DDG	92	USS MOMSEN	CNSP	SPUGT	2023	DMP	1/9/2023	4/12/2024	460

FY Total Man-Days Estimate 365,722

FY24

Class	Hull	Ship Name	TYCOM	NSA	Fiscal Year	Assigned Avail Number	Start Date	End Date	Duration

FY Total Man-Days Estimate 257,358

FY25

Class	Hull	Ship Name	TYCOM	NSA	Fiscal Year	Assigned Avail Number	Start Date	End Date	Duration
CVN	72	USS ABRAHAM LINCOLN	CNAP	SPUGT	2025	DPIA3	8/1/2025	12/2/2026	489
DDG	102	USS SAMPSON	CNSP	SPUGT	2025	DMP	1/6/2025	5/29/2026	509
DDG	100	USS KIDD	CNAP	SPUGT	2025	DMP	2/17/2025	5/15/2026	453
DDG	89	USS MUSTIN	CNSP	SPUGT	2025	SRA3-1	9/22/2025	3/6/2026	166

FY Total Man-Days Estimate 233,103

"Intent of this information is to provide U.S. DoD industry contractors a general schedule for information and planning purposes for upcoming surface ship maintenance periods- It does not constitute any request for information or request for proposals or any commitment to contract for work in accordance with this plan. This information is to assist U.S. DoD industry contractors by providing a broad overview of frequently changing (driven by U.S. Navy operations) maintenance schedules and is not a guarantee of workload or exact ship schedules"

"Distribution Statement A: Approved for Public Release; Distribution is unlimited."

HRMC Private Sector
Workload Forecast with MOD estimates (no AIT) FY18 - FY21
Industry Forecast - as of 01 JUN 2018

Workload Color Legend: CM CG DDG

Green Dash Line: 3-Year Historical Workload Average = 455 RPD

Black Dash Line: Industry Provided SURGE Capacity = 700 RPD

01MAY2018 WORKLOAD

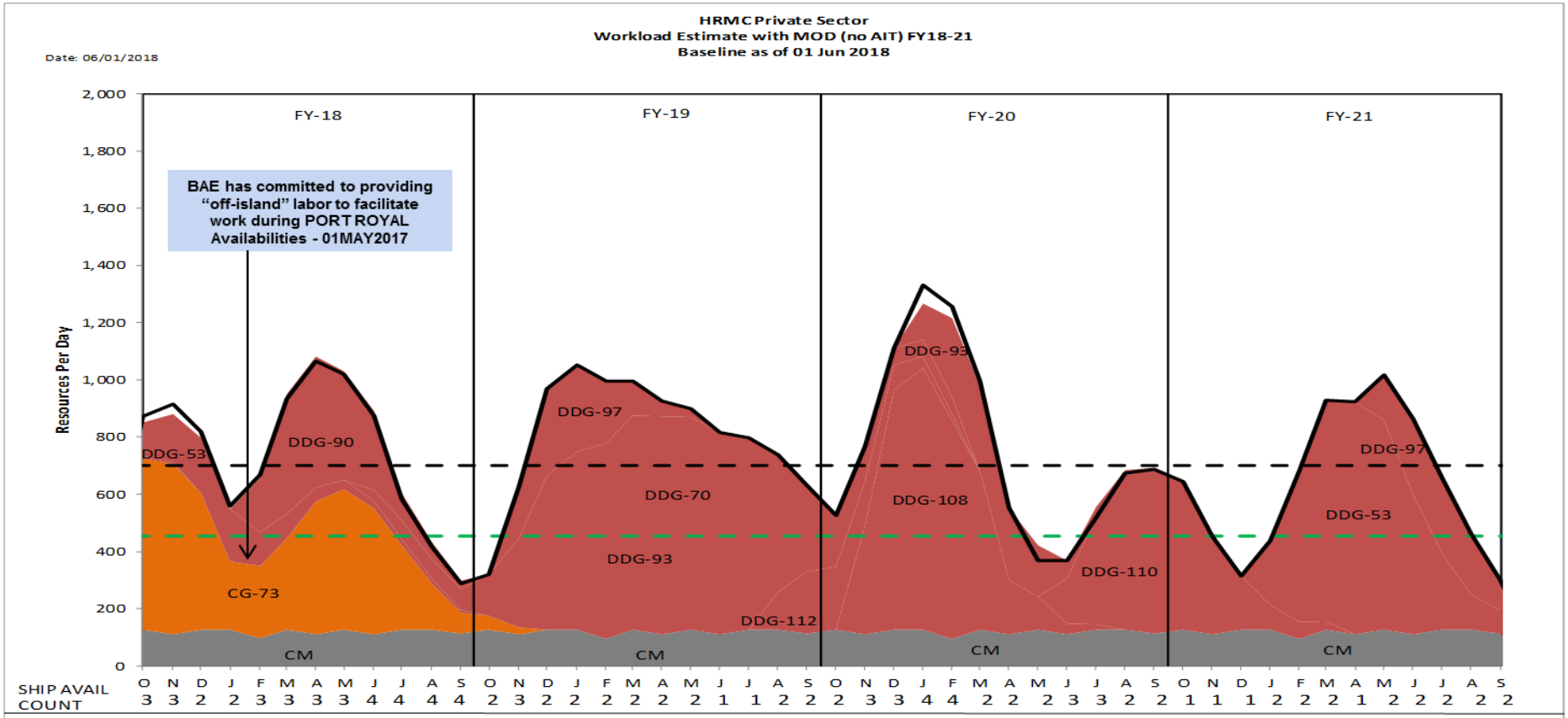

	FY-18	FY-19	FY-20	FY-21
Total FY Man-Days	188,782	204,386	190,879	161,053
Average FY Man-Days	752	814	762	640

For Official Use Only (FOUO)

"Distribution Statement D: Distribution to the Department of Defense and U.S. DoD contractors only (administrative use)(25 Feb 15). Other requests shall be referred to Commander, Navy Regional Maintenance Center"

"Intent of this information is to provide U.S. DoD industry contractors a general schedule for information and planning purposes for upcoming surface ship maintenance periods- It does not constitute any request for information or request for proposals or any commitment to contract for work in accordance with this plan. This information is to assist U.S. DoD industry contractors by providing a broad overview of frequently changing (driven by U.S. Navy operations) maintenance schedules and is not a guarantee of workload or exact ship schedules"

"Distribution Statement A: Approved for Public Release; Distribution is unlimited."

HRMC Private Sector
Workload Forecast with MOD estimates (no AIT) FY18 - FY21
Industry Forecast - as of 01 JUN 2018

CG / LSD Modernization | Coast Wide Bid (Duration > 10 Months) | DDG 1000 Ship

FY18

Class	Hull	Ship Name	TYCOM	NSA	Fiscal Year	Assigned Avail Number	Start Date	End Date	Duration
CG	73	USS PORT ROYAL	CNSP	SSDPH	2018	SRA(d)	2/20/2018	11/16/2018	270
DDG	90	USS CHAFEE	CNSP	SSDPH	2018	SRA2-1	2/26/2018	9/20/2018	207
DDG	70	USS HOPPER	CNSP	SSDPH	2018	EDSRA	6/11/2018	2/1/2020	601

FY Total Man-Days Estimate 188,782

FY19

Class	Hull	Ship Name	TYCOM	NSA	Fiscal Year	Assigned Avail Number	Start Date	End Date	Duration
DDG	97	USS HALSEY	CNSP	SSDPH	2019	SRA2-1	11/13/2018	5/24/2019	193
DDG	112	USS MICHAEL MURPHY	CNSP	SSDPH	2019	SRA1-2	8/12/2019	2/7/2020	180

FY Total Man-Days Estimate 204,386

FY20

Class	Hull	Ship Name	TYCOM	NSA	Fiscal Year	Assigned Avail Number	Start Date	End Date	Duration
DDG	108	USS WAYNE E. MEYER	CNSP	SSDPH	2020	DSRA1	11/4/2019	7/24/2020	264
DDG	93	USS CHUNG-HOON	CNSP	SSDPH	2020	SRA2-2	1/13/2020	9/4/2020	236
DDG	110	USS WILLIAM P. LAWRENCE	CNSP	SSDPH	2020	DSRA1	6/15/2020	3/19/2021	278

FY Total Man-Days Estimate 190,879

FY21

Class	Hull	Ship Name	TYCOM	NSA	Fiscal Year	Assigned Avail Number	Start Date	End Date	Duration
DDG	118	USS DANIEL INOUYE	CNSP	SSDPH	2021	PSA	11/4/2020	2/11/2021	100
DDG	53	USS JOHN PAUL JONES	CNSP	SSDPH	2021	DSRA3	1/11/2021	10/22/2021	285
DDG	97	USS HALSEY	CNSP	SSDPH	2021	SRA2-2	5/17/2021	10/22/2021	159

FY Total Man-Days Estimate 161,053

"Intent of this information is to provide U.S. DoD industry contractors a general schedule for information and planning purposes for upcoming surface ship maintenance periods- It does not constitute any request for information or request for proposals or any commitment to contract for work in accordance with this plan. This information is to assist U.S. DoD industry contractors by providing a broad overview of frequently changing (driven by U.S. Navy operations) maintenance schedules and is not a guarantee of workload or exact ship schedules"

"Distribution Statement A: Approved for Public Release; Distribution is unlimited."

HRMC Private Sector
Workload Forecast with MOD estimates (no AIT) FY22 - FY25
Industry Forecast - as of 01 JUN 2018

Workload Color Legend: CM CG DDG

Green Dash Line: 3-Year Historical Workload Average = 455 RPD

Black Dash Line: Industry Provided SURGE Capacity = 700 RPD

01MAY2018 WORKLOAD

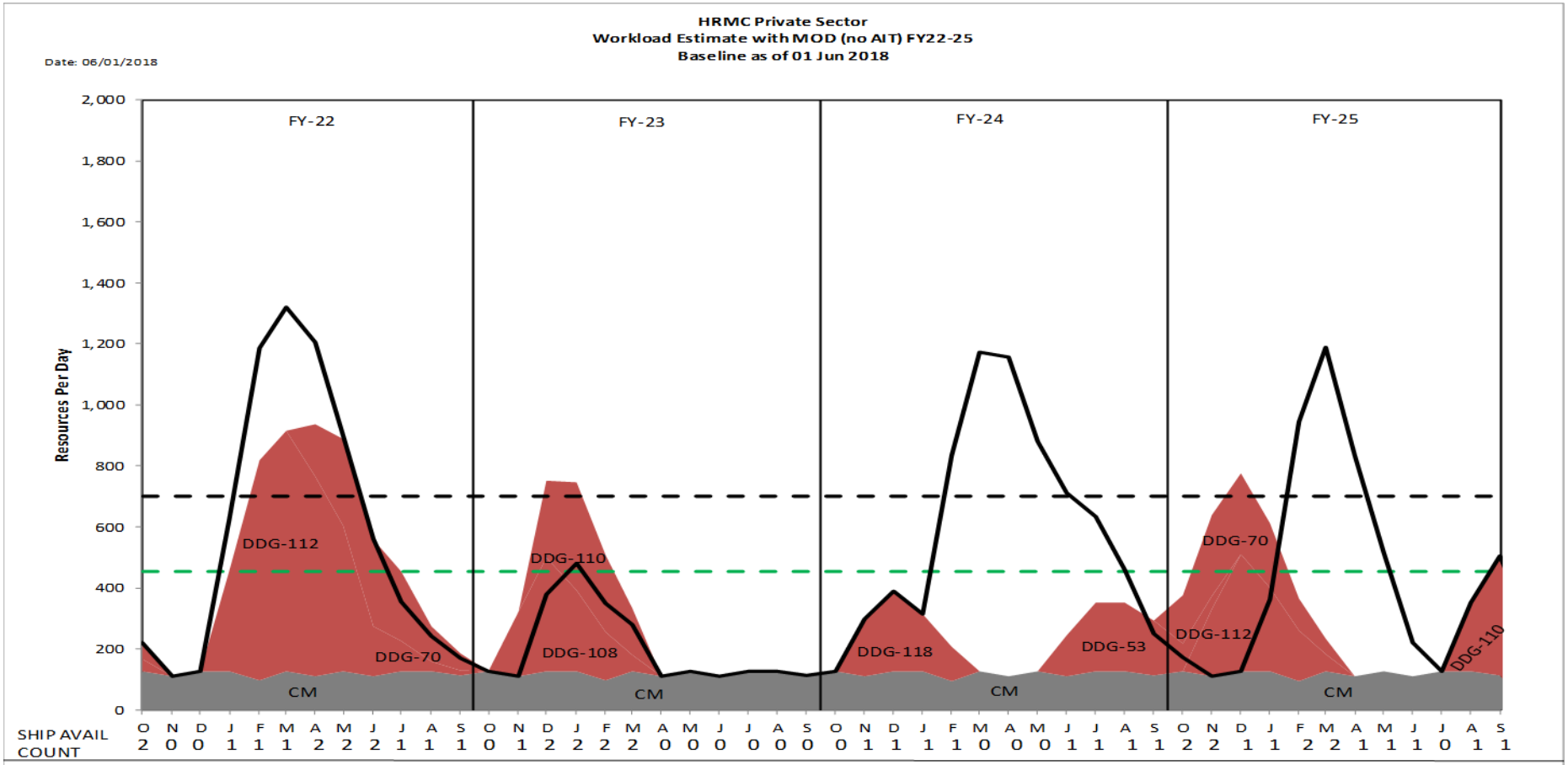

Total FY Man-Days	124,493	72,846	61,473	91,277
Average FY Man-Days	495	292	245	362

"Intent of this information is to provide U.S. DoD industry contractors a general schedule for information and planning purposes for upcoming surface ship maintenance periods- It does not constitute any request for information or request for proposals or any commitment to contract for work in accordance with this plan. This information is to assist U.S. DoD industry contractors by providing a broad overview of frequently changing (driven by U.S. Navy operations) maintenance schedules and is not a guarantee of workload or exact ship schedules"

"Distribution Statement A: Approved for Public Release; Distribution is unlimited."

HRMC Private Sector
Workload Forecast with MOD estimates (no AIT) FY22 - FY25
Industry Forecast - as of 01 JUN 2018

CG / LSD Modernization | Coast Wide Bid (Duration > 10 Months) | DDG 1000 Ship

FY22

Class	Hull	Ship Name	TYCOM	NSA	Fiscal Year	Assigned Avail Number	Start Date	End Date	Duration
DDG	112	USS MICHAEL MURPHY	CNSP	SSDPH	2022	DSRA1	1/10/2022	9/30/2022	264
DDG	70	USS HOPPER	CNSP	SSDPH	2022	SRA3-1	4/11/2022	9/23/2022	166

FY Total Man-Days Estimate 124,493

FY23

Class	Hull	Ship Name	TYCOM	NSA	Fiscal Year	Assigned Avail Number	Start Date	End Date	Duration
DDG	108	USS WAYNE E. MEYER	CNSP	SSDPH	2023	SRA2-1	11/7/2022	3/17/2023	131
DDG	110	USS WILLIAM P. LAWRENCE	CNSP	SSDPH	2023	SRA2-1	12/5/2022	3/24/2023	110

FY Total Man-Days Estimate 72,846

FY24

Class	Hull	Ship Name	TYCOM	NSA	Fiscal Year	Assigned Avail Number	Start Date	End Date	Duration
DDG	118	USS DANIEL INOUYE	CNSP	SSDPH	2024	SRA1-1	11/6/2023	2/23/2024	110
DDG	53	USS JOHN PAUL JONES	CNSP	SSDPH	2024	SRA4-1	6/17/2024	11/8/2024	145

FY Total Man-Days Estimate 61,473

FY25

Class	Hull	Ship Name	TYCOM	NSA	Fiscal Year	Assigned Avail Number	Start Date	End Date	Duration
DDG	70	USS HOPPER	CNSP	SSDPH	2025	SRA3-2	10/14/2024	3/7/2025	145
DDG	112	USS MICHAEL MURPHY	CNSP	SSDPH	2025	SRA2-1	11/11/2024	3/28/2025	138
DDG	110	USS WILLIAM P. LAWRENCE	CNSP	SSDPH	2025	SRA2-2	8/18/2025	12/5/2025	110

FY Total Man-Days Estimate 91,277

"Intent of this information is to provide U.S. DoD industry contractors a general schedule for information and planning purposes for upcoming surface ship maintenance periods- It does not constitute any request for information or request for proposals or any commitment to contract for work in accordance with this plan. This information is to assist U.S. DoD industry contractors by providing a broad overview of frequently changing (driven by U.S. Navy operations) maintenance schedules and is not a guarantee of workload or exact ship schedules"

"Distribution Statement A: Approved for Public Release; Distribution is unlimited."

FDRMC - ROTA
Workload Forecast with MOD estimates (no AIT) FY18 - FY21
Industry Forecast - as of 01 JUN 2018

Workload Color Legend: CM DDG

Green Dash Line: 3-Year Historical Workload Average = 177 RPD

Black Dash Line : (135% of Historical Workload Average) SURGE Capacity = 239 RPD

01MAY2018 WORKLOAD

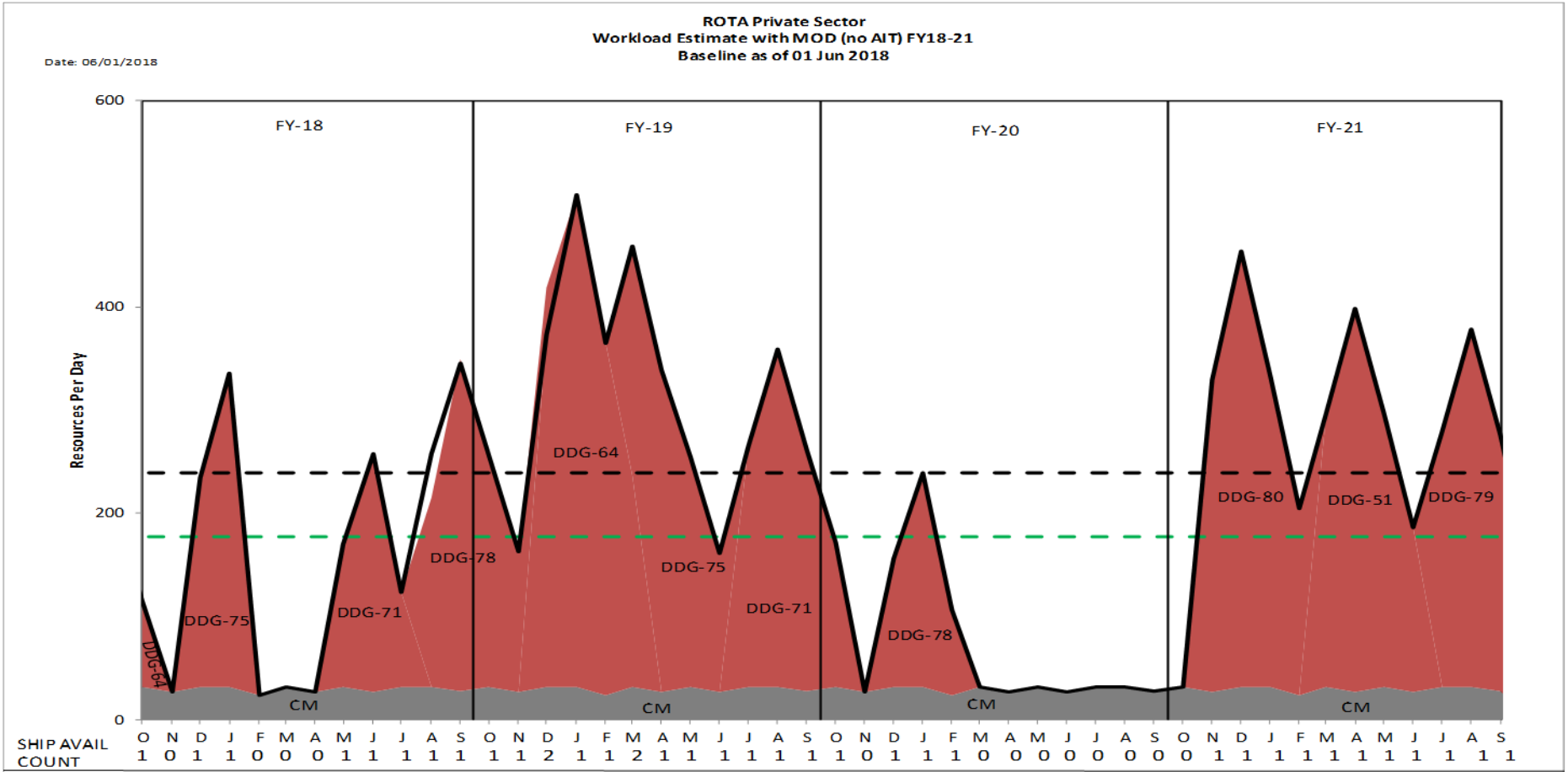

	FY-18	FY-19	FY-20	FY-21
Total FY Man-Days	40,057	79,643	18,646	72,768
Average FY Man-Days	159	318	76	289

"Intent of this information is to provide U.S. DoD industry contractors a general schedule for information and planning purposes for upcoming surface ship maintenance periods- It does not constitute any request for information or request for proposals or any commitment to contract for work in accordance with this plan. This information is to assist U.S. DoD industry contractors by providing a broad overview of frequently changing (driven by U.S. Navy operations) maintenance schedules and is not a guarantee of workload or exact ship schedules"

"Distribution Statement A: Approved for Public Release; Distribution is unlimited."

FDRMC - ROTA
Workload Forecast with MOD estimates (no AIT) FY18 - FY21
Industry Forecast - as of 01 JUN 2018

CG / LSD Modernization | Coast Wide Bid (Duration > 10 Months) | DDG 1000 Ship

FY18

Class	Hull	Ship Name	TYCOM	NSA	Fiscal Year	Assigned Avail Number	Start Date	End Date	Duration
DDG	75	USS DONALD COOK	CNSL	ROTA	2018	SIA	12/4/2017	1/26/2018	54
DDG	71	USS ROSS	CNSL	ROTA	2018	SIA	5/28/2018	7/27/2018	61
DDG	78	USS PORTER	CNSL	ROTA	2018	SRA	8/6/2018	12/7/2018	124

FY Total Man-Days Estimate 40,057

FY19

Class	Hull	Ship Name	TYCOM	NSA	Fiscal Year	Assigned Avail Number	Start Date	End Date	Duration
DDG	64	USS CARNEY	CNSL	ROTA	2019	SRA	12/3/2018	3/14/2019	102
DDG	75	USS DONALD COOK	CNSL	ROTA	2019	SRA	3/18/2019	6/27/2019	102
DDG	71	USS ROSS	CNSL	ROTA	2019	SRA	7/22/2019	10/31/2019	102

FY Total Man-Days Estimate 79,643

FY20

Class	Hull	Ship Name	TYCOM	NSA	Fiscal Year	Assigned Avail Number	Start Date	End Date	Duration
DDG	78	USS PORTER	CNSL	ROTA	2020	SIA	12/2/2019	2/7/2020	68

FY Total Man-Days Estimate 18,646

FY21

Class	Hull	Ship Name	TYCOM	NSA	Fiscal Year	Assigned Avail Number	Start Date	End Date	Duration
DDG	80	USS ROOSEVELT	CNSL	ROTA	2021	SRA	11/2/2020	2/11/2021	102
DDG	51	USS ARLEIGH BURKE	CNSL	ROTA	2021	SRA	3/8/2021	6/17/2021	102
DDG	79	USS OSCAR AUSTIN	CNSL	ROTA	2021	SRA	7/6/2021	10/14/2021	101

FY Total Man-Days Estimate 72,768

"Intent of this information is to provide U.S. DoD industry contractors a general schedule for information and planning purposes for upcoming surface ship maintenance periods- It does not constitute any request for information or request for proposals or any commitment to contract for work in accordance with this plan. This information is to assist U.S. DoD industry contractors by providing a broad overview of frequently changing (driven by U.S. Navy operations) maintenance schedules and is not a guarantee of workload or exact ship schedules"

"Distribution Statement A: Approved for Public Release; Distribution is unlimited."

FDRMC - ROTA
Workload Forecast with MOD estimates (no AIT) FY22 - FY25
Industry Forecast - as of 01 JUN 2018

Workload Color Legend: CM DDG

Green Dash Line: 3-Year Historical Workload Average = 177 RPD — Black Dash Line : (135% of Historical Workload Average) SURGE Capacity = 239 RPD — 01MAY2018 WORKLOAD

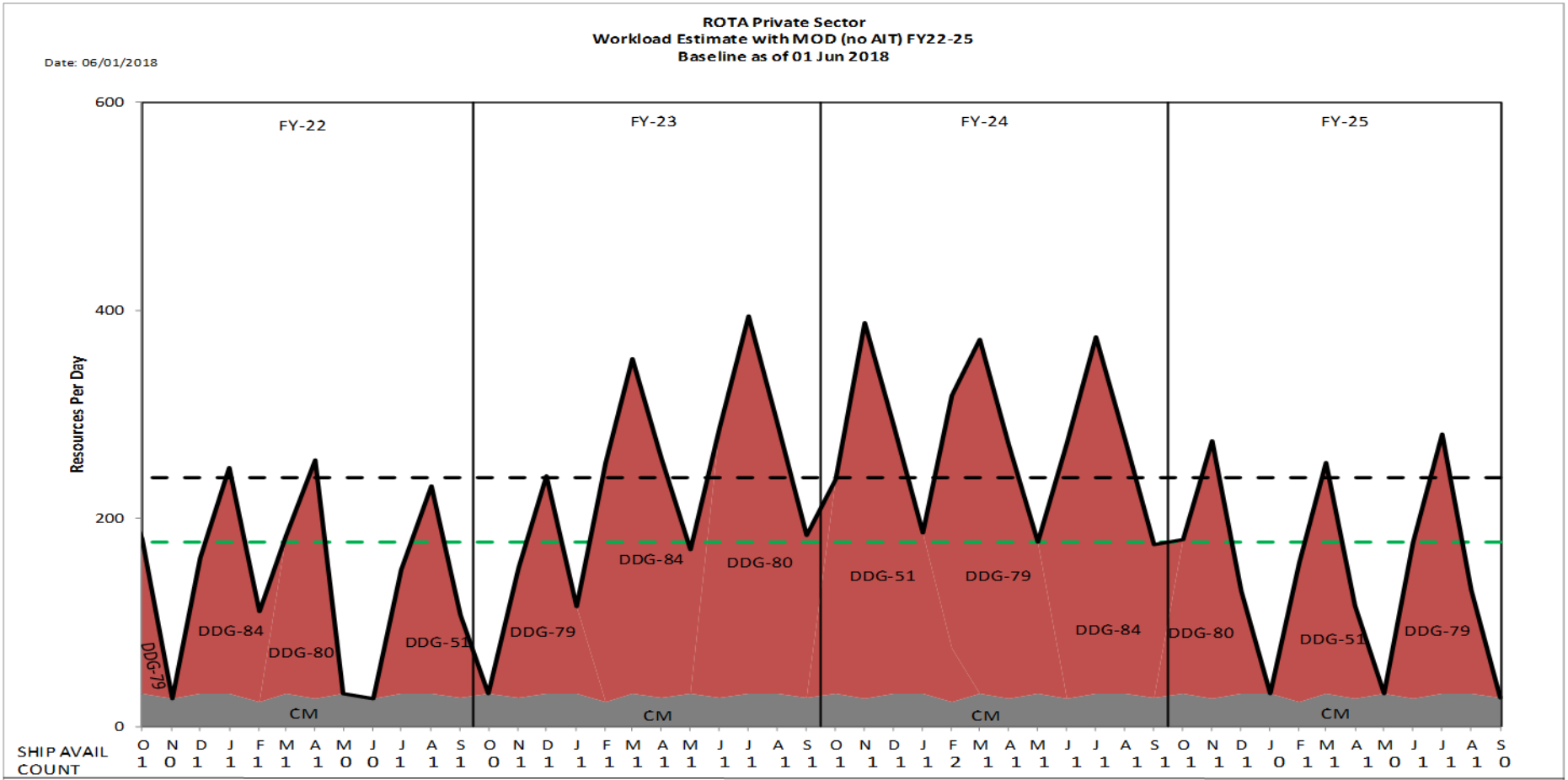

	FY-22	FY-23	FY-24	FY-25
Total FY Man-Days	36,680	57,970	69,749	36,623
Average FY Man-Days	143	227	278	149

"Intent of this information is to provide U.S. DoD industry contractors a general schedule for information and planning purposes for upcoming surface ship maintenance periods- It does not constitute any request for information or request for proposals or any commitment to contract for work in accordance with this plan. This information is to assist U.S. DoD industry contractors by providing a broad overview of frequently changing (driven by U.S. Navy operations) maintenance schedules and is not a guarantee of workload or exact ship schedules"

"Distribution Statement A: Approved for Public Release; Distribution is unlimited."

FDRMC - ROTA
Workload Forecast with MOD estimates (no AIT) FY22 - FY25
Industry Forecast - as of 01 JUN 2018

CG / LSD Modernization | Coast Wide Bid (Duration > 10 Months) | DDG 1000 Ship

FY22

Class	Hull	Ship Name	TYCOM	NSA	Fiscal Year	Assigned Avail Number	Start Date	End Date	Duration
DDG	84	USS BULKELEY	CNSL	ROTA	2022	SIA	12/13/2021	2/11/2022	61
DDG	80	USS ROOSEVELT	CNSL	ROTA	2022	SIA	3/1/2022	4/29/2022	60
DDG	51	USS ARLEIGH BURKE	CNSL	ROTA	2022	SIA	7/11/2022	9/9/2022	61

FY Total Man-Days Estimate 36,680

FY23

Class	Hull	Ship Name	TYCOM	NSA	Fiscal Year	Assigned Avail Number	Start Date	End Date	Duration
DDG	79	USS OSCAR AUSTIN	CNSL	ROTA	2023	SIA	11/7/2022	1/6/2023	61
DDG	84	USS BULKELEY	CNSL	ROTA	2023	SRA	2/20/2023	5/30/2023	100
DDG	80	USS ROOSEVELT	CNSL	ROTA	2023	SRA	6/19/2023	9/28/2023	102

FY Total Man-Days Estimate 57,970

FY24

Class	Hull	Ship Name	TYCOM	NSA	Fiscal Year	Assigned Avail Number	Start Date	End Date	Duration
DDG	51	USS ARLEIGH BURKE	CNSL	ROTA	2024	SRA	10/23/2023	2/1/2024	102
DDG	79	USS OSCAR AUSTIN	CNSL	ROTA	2024	SRA	2/19/2024	5/30/2024	102
DDG	84	USS BULKELEY	CNSL	ROTA	2024	SRA	6/10/2024	9/19/2024	102

FY Total Man-Days Estimate 69,749

FY25

Class	Hull	Ship Name	TYCOM	NSA	Fiscal Year	Assigned Avail Number	Start Date	End Date	Duration
DDG	80	USS ROOSEVELT	CNSL	ROTA	2025	SIA	10/14/2024	12/13/2024	61
DDG	51	USS ARLEIGH BURKE	CNSL	ROTA	2025	SIA	2/10/2025	4/11/2025	61
DDG	79	USS OSCAR AUSTIN	CNSL	ROTA	2025	SIA	6/16/2025	8/15/2025	61

FY Total Man-Days Estimate 36,623

"Intent of this information is to provide U.S. DoD industry contractors a general schedule for information and planning purposes for upcoming surface ship maintenance periods- It does not constitute any request for information or request for proposals or any commitment to contract for work in accordance with this plan. This information is to assist U.S. DoD industry contractors by providing a broad overview of frequently changing (driven by U.S. Navy operations) maintenance schedules and is not a guarantee of workload or exact ship schedules"

"Distribution Statement A: Approved for Public Release; Distribution is unlimited."

FDRMC - BAHRAIN
Workload Forecast with MOD estimates (no AIT) FY18 - FY21
Industry Forecast - as of 01 JUN 2018

Workload Color Legend: CM NECC MCM PC

Green Dash Line 3-Year Historical Worklaod Average = 294 RPD — Black Dash Line: Industry Provided SURGE Capacity = 397 RPD — 01MAY2018 WORKLOAD

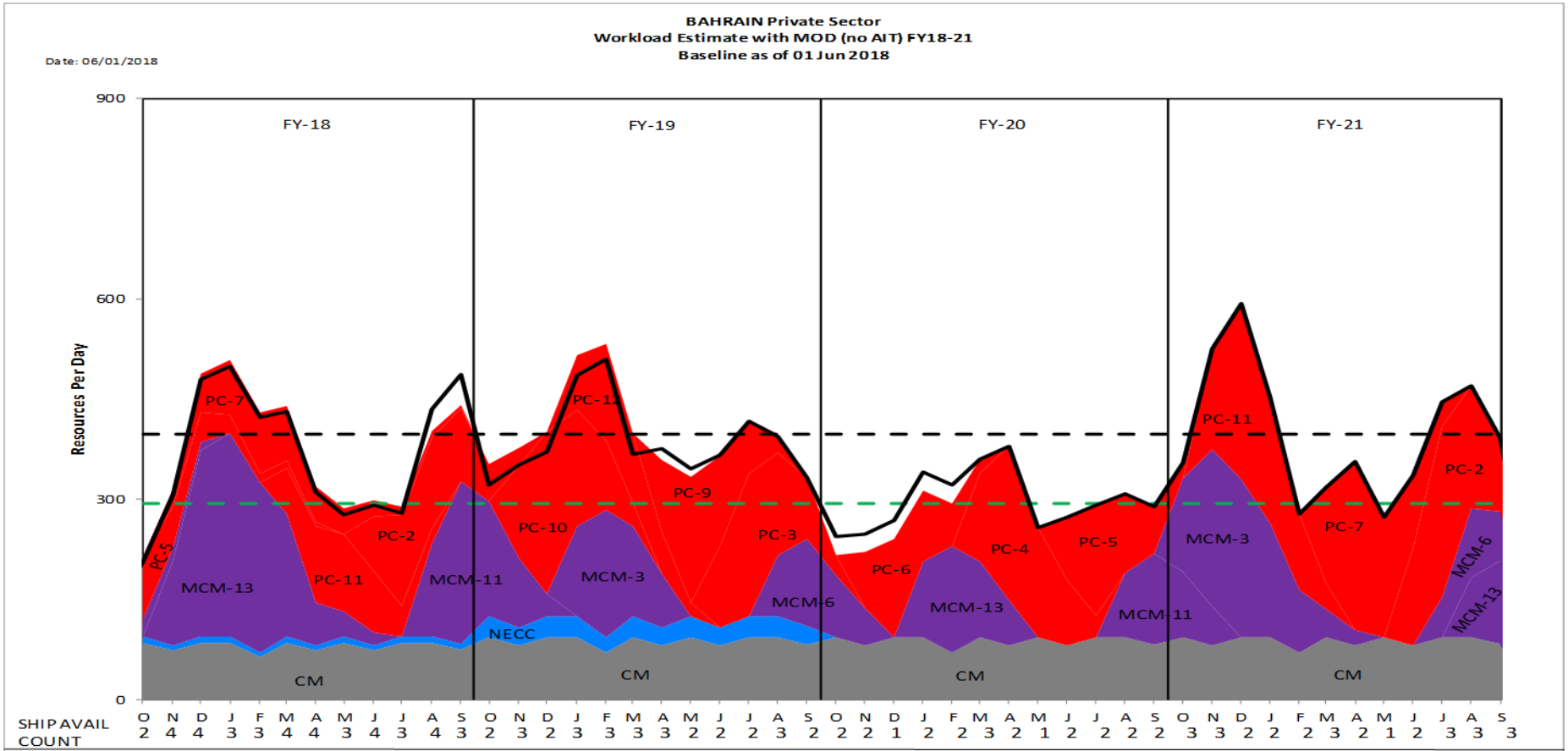

Total FY Man-Days	92,901	99,372	72,252	100,006
Average FY Man-Days	369	399	287	399

"Intent of this information is to provide U.S. DoD industry contractors a general schedule for information and planning purposes for upcoming surface ship maintenance periods- It does not constitute any request for information or request for proposals or any commitment to contract for work in accordance with this plan. This information is to assist U.S. DoD industry contractors by providing a broad overview of frequently changing (driven by U.S. Navy operations) maintenance schedules and is not a guarantee of workload or exact ship schedules"

"Distribution Statement A: Approved for Public Release; Distribution is unlimited."

FDRMC - BAHRAIN
Workload Forecast with MOD estimates (no AIT) FY18 - FY21
Industry Forecast - as of 01 JUN 2018

CG / LSD Modernization | Coast Wide Bid (Duration > 10 Months) | DDG 1000 Ship

FY18

Class	Hull	Ship Name	TYCOM	NSA	Fiscal Year	Assigned Avail Number	Start Date	End Date	Duration
MCM	13	USS DEXTROUS	CNSP	BAHR	2018	DSRA3	11/5/2017	6/21/2018	229
PC	7	USS SQUALL	CNSL	BAHR	2018	DPMA	11/19/2017	9/17/2018	303
PC	11	USS WHIRLWIND	CNSL	BAHR	2018	DSRA8	3/11/2018	8/4/2018	147
PC	2	USS TEMPEST	CNSL	BAHR	2018	DSRA8	6/24/2018	11/8/2018	138
MCM	11	USS GLADIATOR	CNSP	BAHR	2018	SRA4-1	8/20/2018	12/15/2018	118

FY Total Man-Days Estimate 92,901

FY19

Class	Hull	Ship Name	TYCOM	NSA	Fiscal Year	Assigned Avail Number	Start Date	End Date	Duration
PC	10	USS FIREBOLT	CNSL	BAHR	2019	DSRA8	11/11/2018	3/16/2019	126
MCM	3	USS SENTRY	CNSP	BAHR	2019	SRA5-2	1/14/2019	4/25/2019	102
PC	12	USS THUNDERBOLT	CNSL	BAHR	2019	DSRA7	1/20/2019	5/25/2019	126
PC	9	USS CHINOOK	CNSL	BAHR	2019	DSRA8	4/7/2019	8/10/2019	126
PC	3	USS HURRICANE	CNSL	BAHR	2019	DSRA8	6/16/2019	10/19/2019	126
MCM	6	USS DEVASTATOR	CNSP	BAHR	2019	SRA5-1	8/19/2019	11/28/2019	102

FY Total Man-Days Estimate 99,372

FY20

Class	Hull	Ship Name	TYCOM	NSA	Fiscal Year	Assigned Avail Number	Start Date	End Date	Duration
PC	6	USS SIROCCO	CNSL	BAHR	2020	DSRA9	11/10/2019	3/14/2020	126
MCM	13	USS DEXTROUS	CNSP	BAHR	2020	SRA4-1 FDNF	1/13/2020	4/21/2020	100
PC	4	USS MONSOON	CNSL	BAHR	2020	DSRA9	3/8/2020	7/11/2020	126
PC	5	USS TYPHOON	CNSL	BAHR	2020	DSRA8	6/14/2020	10/17/2020	126
MCM	11	USS GLADIATOR	CNSP	BAHR	2020	SRA4-2	8/23/2020	11/11/2020	81

FY Total Man-Days Estimate 72,252

FY21

Class	Hull	Ship Name	TYCOM	NSA	Fiscal Year	Assigned Avail Number	Start Date	End Date	Duration
MCM	3	USS SENTRY	CNSP	BAHR	2021	DSRA5	10/10/2020	4/25/2021	198
PC	11	USS WHIRLWIND	CNSL	BAHR	2021	DSRA9	11/15/2020	3/20/2021	126
PC	7	USS SQUALL	CNSL	BAHR	2021	DSRA9	3/7/2021	7/10/2021	126
PC	2	USS TEMPEST	CNSL	BAHR	2021	DSRA9	6/27/2021	10/30/2021	126
MCM	6	USS DEVASTATOR	CNSP	BAHR	2021	SRA 5-2	7/10/2021	11/28/2021	142
MCM	13	USS DEXTROUS	CNSP	BAHR	2021	SRA4-2	8/16/2021	11/23/2021	100

FY Total Man-Days Estimate 100,006

"Intent of this information is to provide U.S. DoD industry contractors a general schedule for information and planning purposes for upcoming surface ship maintenance periods- It does not constitute any request for information or request for proposals or any commitment to contract for work in accordance with this plan. This information is to assist U.S. DoD industry contractors by providing a broad overview of frequently changing (driven by U.S. Navy operations) maintenance schedules and is not a guarantee of workload or exact ship schedules"

"Distribution Statement A: Approved for Public Release; Distribution is unlimited."

FDRMC - BAHRAIN
Workload Forecast with MOD estimates (no AIT) FY22 - FY25
Industry Forecast - as of 01 JUN 2018

Workload Color Legend: CM NECC MCM PC

Green Dash Line 3-Year Historical Worklaod Average = 294 RPD — Black Dash Line: Industry Provided SURGE Capacity = 397 RPD — 01MAY2018 WORKLOAD

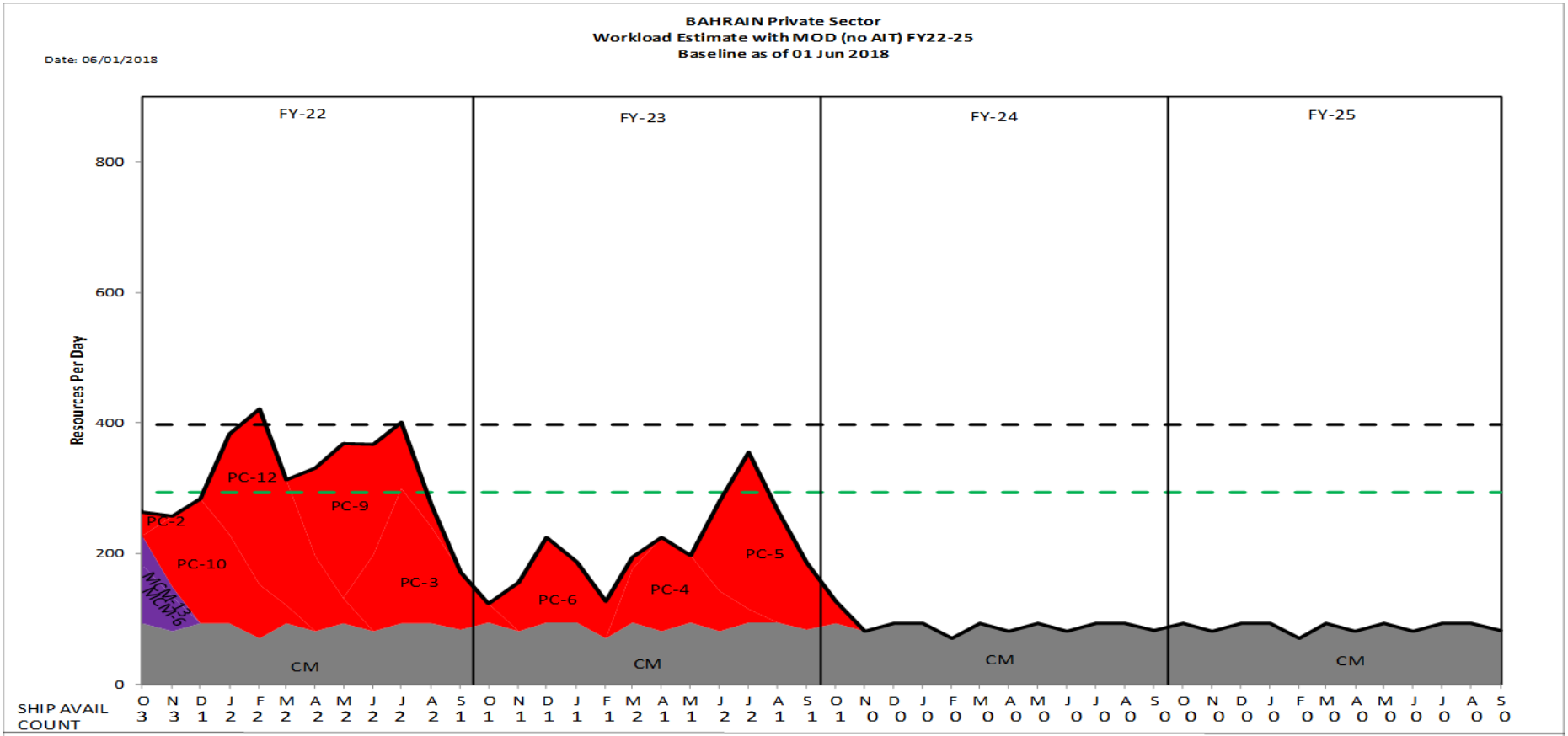

	FY-22	FY-23	FY-24	FY-25
Total FY Man-Days	79,833	52,927	22,672	22,018
Average FY Man-Days	320	210	90	88

"Intent of this information is to provide U.S. DoD industry contractors a general schedule for information and planning purposes for upcoming surface ship maintenance periods- It does not constitute any request for information or request for proposals or any commitment to contract for work in accordance with this plan. This information is to assist U.S. DoD industry contractors by providing a broad overview of frequently changing (driven by U.S. Navy operations) maintenance schedules and is not a guarantee of workload or exact ship schedules"

"Distribution Statement A: Approved for Public Release; Distribution is unlimited."

FDRMC - BAHRAIN
Workload Forecast with MOD estimates (no AIT) FY22 - FY25
Industry Forecast - as of 01 JUN 2018

CG / LSD Modernization | Coast Wide Bid (Duration > 10 Months) | DDG 1000 Ship

FY22

Class	Hull	Ship Name	TYCOM	NSA	Fiscal Year	Assigned Avail Number	Start Date	End Date	Duration
PC	10	USS FIREBOLT	CNSL	BAHR	2022	DSRA9	11/7/2021	3/12/2022	126
PC	12	USS THUNDERBOLT	CNSL	BAHR	2022	DSRA8	1/23/2022	5/28/2022	126
PC	9	USS CHINOOK	CNSL	BAHR	2022	DSRA9	4/10/2022	8/13/2022	126
PC	3	USS HURRICANE	CNSL	BAHR	2022	DSRA9	6/26/2022	10/29/2022	126

FY Total Man-Days Estimate 79,833

FY23

Class	Hull	Ship Name	TYCOM	NSA	Fiscal Year	Assigned Avail Number	Start Date	End Date	Duration
PC	6	USS SIROCCO	CNSL	BAHR	2023	DSRA9	11/13/2022	3/18/2023	126
PC	4	USS MONSOON	CNSL	BAHR	2023	DSRA9	3/5/2023	7/8/2023	126
PC	5	USS TYPHOON	CNSL	BAHR	2023	DSRA9	6/18/2023	10/21/2023	126

FY Total Man-Days Estimate 52,927

FY24

Class	Hull	Ship Name	TYCOM	NSA	Fiscal Year	Assigned Avail Number	Start Date	End Date	Duration

FY Total Man-Days Estimate 22,672

FY25

Class	Hull	Ship Name	TYCOM	NSA	Fiscal Year	Assigned Avail Number	Start Date	End Date	Duration

FY Total Man-Days Estimate 22,018

"Intent of this information is to provide U.S. DoD industry contractors a general schedule for information and planning purposes for upcoming surface ship maintenance periods- It does not constitute any request for information or request for proposals or any commitment to contract for work in accordance with this plan. This information is to assist U.S. DoD industry contractors by providing a broad overview of frequently changing (driven by U.S. Navy operations) maintenance schedules and is not a guarantee of workload or exact ship schedules"

"Distribution Statement A: Approved for Public Release; Distribution is unlimited."