Federal Aviation Administration

Statement of Work
BDR (Shelton, CT) RCAG
Tower Corrosion Control

Table of Contents

Specifications

01 10 00 – Summary of Work

Appendices

Appendix A: Site Overview
Appendix B: Site Pictures
Appendix C: As Builts
Appendix D: Tower Sampling Report

SECTION 01 10 00 - SUMMARY OF WORK

1. DESCRIPTION: The BDR (Shelton, CT) RCAG (Remote Communications Air/Ground) communications site is a FAA site located off of Birdseye Rd in Shelton, CT. The site was constructed around the late 1950s. There are three 75 ft tall hot dip galvanized communication towers which were treated for rust and coated approximately 15 years ago. The purpose of the project is to remove any corrosion, recoat and make other minor improvements. The FAA is also requesting pricing as part of a contract option to coat the 200' hot dip galvanized tower that is also located at this site. This tower was constructed in the 90s.

2. FACILITY: The project is located at the following location:
    1. FAA site on 166 Birdseye Rd, Shelton, CT
    2. GPS Coordinates: 41°19'33.71" N, 73°8'54.58" W

3. GENERAL: The contractor must furnish all labor, supervision, engineering, materials, services, insurance, equipment, and tools necessary to accomplish the Scope of Work and project requirements. All work must follow Davis Bacon Labor Rates and comply with OSHA requirements.

4. REFERENCE MATERIALS
    1. SSPC/AMPP – Association of Materials Protection and Performance / Society for Protective Coatings

5. SCOPE OF WORK:
    1. Surface preparation:
        i. Remove any visible oil, grease or salt contaminants.
        ii. All steel surfaces must be prepared in accordance with SSPC-SP 2 (Hand Tool Cleaning), SSPC-SP 3 (Power Tool Cleaning) and SSPC-SP 11 (Power-Tool Cleaning to Bare Metal) Standards. SP11 must only take place when necessary. Following hand and power tool cleaning, all surfaces must be brushed, blown clean with compressed air or vacuumed to remove all dust, and debris before the application of any coating. The Contractor must prevent the migration of debris, paint chips and dust to adjacent properties. All debris must be collected at the end of each workday. No debris must be left on-site overnight and the premises must be returned to a clean condition upon completion of work.
        iii. Hazardous Materials Requirements: The FAA completed lead, heavy metal (chromium and cadmium) and polychlorinated biphenyl (PCB) sampling on the 75' towers which were found to be detected. The contractor must review the attached sampling report to ensure awareness of the presence of hazardous materials and must ensure that all surface preparation work must comply with all local, state and federal requirements.
            1. Summarized Results:
                A. Tower A: Detected lead based paint, polychlorinated biphenyls, chromium and cadmium.
                B. Tower B: Detected lead based paint, chromium and cadmium. PCBs were found to be not detected but Contractor must assume PCBs are present.
                C. Tower C: Detected lead based paint, polychlorinated biphenyls, chromium and cadmium.

D. Tower references are shown in a diagram in the last page of the sampling report.

2. Contractor must submit on a project specific Health and Safety Plan mitigating all hazard identified in the tower sampling report. All work must be completed in accordance with OSHA, EPA, SSPC/AMPP Standards and all other relevant standards. The Contractor must have a class 3P containment to prevent debris from spreading outside the worksite. See submittal section for all required submittals.
3. All waste must be disposed according to Connecticut Department of Energy and Environmental Protection and EPA regulations and disposed at waste facilities that accept the associated hazardous materials.
4. Contractor must provide a manifest in accordance with all federal, state and local standards.

2. Spot Prime Coat: All bare steel surfaces must receive one spot prime coat of Tnemec Series 135 Chembuild epoxy, or approved equal, in color 1243 Metallic Aluminum at 4-6 mil Dry Film Thickness (DFT). Follow all manufacturer requirements.
3. Full coat: Apply full coat of Tnemec Series 135 Chembuild epoxy, or approved equal, in color DC74 Off-White at 4-6 mil DFT on all exterior surfaces. Follow all manufacturer requirements.
4. Full Finish Coat: Apply one full finish coat of Tnemec Series 1095 Endura-Shield polyurethane, or approved equal, at 2.5-3.5 mils DFT on all exterior surfaces. Follow all manufacturer requirements.
5. The towers are equipped with a ladder and rail combination MSA dynaglide ladder safety system. The ladder safety system is hot dip galvanized, approximately 15 years old and in good condition. The contractor must only prepare and coat the ladder where it mounts to the tower. The Contractor must remove any paint that is mistakenly placed inside the fall arrestor channel, so it does not affect the performance of the system.
6. Remove rust at the conduit threads at the base of each tower. Coat with above coating system.
7. Measure thickness of coatings according to SSPC-PA 2. Take 4 sets of 3 individual readings per tower for each coat. Provide to the FAA copies of these results.
8. Apply new silane concrete sealer to existing exposed concrete foundation surfaces.
9. At the base of each tower is a bare #6 ground, partially in rigid conduit, that is clamped to a tower leg with a washer and structural bolt. Remove the #6 and associated rigid conduit to 1.5’ below grade. Remove the existing bolt that was used to clamp the #6 and replace with an ASTM A325 bolted connection to include bolt, hardened washer, nut and palnut. Bolted connection must be hot dip galvanized. Contractor to verify dimensions on site.
10. Contractor must install a new hot dip galvanized 1/4” thick A36 steel plate in the middle of the platform on each tower. Plate dimension is approximately 2.5’x2.5’. The purpose of the steel plate is to cover an existing hole in the platform where a piece of equipment was removed. Redrill the existing six 3/8” bolt holes to ½” and install new ASTM A325 bolted connection. Contractor must verify and review all dimensions with the FAA. Contractor must remove the existing 3 metal strips and six bolts that currently cover the platform opening.
11. The Contractor must review the provided as builts to ensure construction operations do not impact any existing equipment. The Contractor must protect the underground communication cables that travel from each tower to the stub ups at the building from heavy equipment.

12. The Contractor must be aware and plan for project phasing requirements that are listed below in the SOW.
13. Contract Option #2: The Contractor must provide line item pricing as part of their base bid proposal to coat the 200' hot dip galvanized steel lattice tower.

6. MATERIALS:
    1. Materials furnished by the contractor for this project must be new, unless specified materials can be re-used. All product to be installed to manufacturer's specifications.
    2. Hazardous Materials. No materials supplied by the contractor for this project must contain asbestos or lead-based materials. All SDS sheets must be provided prior to construction for all required materials.

7. PERFORMANCE PERIOD: Complete all work within 90 calendar days of Contractor's Notice to Proceed. Based on facility requirements, night work is not required.

8. MEETINGS: Attend 3 separate meetings at the facility/ virtual (CO/COR discretion) after contract award and prior to start of work. Meetings may be on different days and several days or weeks apart. All meetings are mandatory. Meetings include:

    A. Project Planning:
        1. Submittal Register, schedule.
        2. Contractor introduction.
        3. Project plan and phasing.

    B. Preconstruction:
        1. Logistics, schedule, deliveries, mobilization, etc.
        2. Contractor personnel
        3. Submittal approval

    C. Weekly Construction Meeting
        1. Schedule update, two week look ahead.
        2. Project action items.
        3. Project Closeout

9. SECURITY: Site access is restricted. Contractor must be escorted by FAA representative at all times and comply with federal and FAA security requirements.

10. SUBMITTALS: Materials and Equipment. Provide submittal data for all equipment and materials proposed for use. Electronic portable document format (PDF) files of manufacturer's complete performance data and descriptive literature must be submitted to the Contracting Officer (CO) for review and approval. Highlight specific model numbers, styles, and types scheduled for installation. All equipment and material that are not in accordance with the contract drawings and specifications must be specifically noted and highlighted in the submission. Resubmit all items marked "disapproved" or "resubmit" within 10 calendar days of receipt. Resubmit construction schedule each 14 days after the original approval with actual dates filled in and dates for any additional submittal or re-submittals.
    1. All submittals must be completed prior to starting construction.
    2. Submit on a schedule. Schedule must be continuous and efficient.
    3. Submit on all materials.

4. Submit on schedule of values.
5. Submit on a Health and Safety Plan that identifies all job site hazards, ensures the proper hazard mitigations will be implemented, that all workers will use relevant PPE and have all required licensing and training.
    i. The health and safety plan must also include at a minimum:
        1. Emergency Action Plan (EAP): This plan must include directions for the contractor's employees to follow in emergencies including but not limited to evacuation routes, method to account for employees, emergency contacts, routes to the hospital, first aid action, equipment and designated personnel, action in various emergency situations as deemed necessary by the contractor.
        2. Accident Prevention Plan (APP): The Contractor must use a qualified person to prepare the written site-specific APP. Specific requirements for some of the APP elements are described below. The APP must be job-specific and shall address any unusual or unique aspects of the project or activity. The APP must interface with the Contractor's overall safety and health program. Any portions of the Contractor's overall safety and health program referenced in the APP must be included in the applicable APP element and made site specific. The Government considers the Prime Contractor to be the "controlling authority" for all work site safety and health of the subcontractors. Contractors are responsible for informing their subcontractors of the safety provisions under the terms of the contract and the penalties for noncompliance, coordinating the work to prevent one craft from interfering with or creating hazardous working conditions for other crafts, and inspecting subcontractor operations to ensure that accident prevention responsibilities are being carried out.
            A. Plans that must be included in the APP as applicable to the project:
                i. Fall Protection and Prevention Plan
                1. Contractor must demonstrate all workers have training and PPE according to OSHA 29 CFR 1926, OSHA 1910.140 Personal Fall Protection Systems and American National Standards Institute (ANSI) A10.14.
                ii. Emergency Rescue Plan – Fall Protection
                iii. Hazardous Materials Personnel Protection Equipment Plan
        3. Waste Management Plan (WMP): The Waste Management Plan must address all aspects of handling, storage, testing, hauling and disposal of all project waste. Include the names, addresses, and a contact person for the proposed licensed waste haulers and disposal facilities. Submit the name and qualifications of the laboratory proposed for Toxicity Characteristic Leaching Procedure (TCLP) analysis.
        4. Fire Prevention Plan (FPP): The plan must be site specific and address all fire hazards that may be present. The contractor must provide their own fire extinguisher for this project. All fire extinguishers must have up to date testing and inspections. All processes that may be a fire hazard must be identified and a plan must be submitted before work.

5. Hazardous Communication Plan (HAZCOM): All chemicals brought on site must be pre-approved by the COR. Safety Data Sheet (SDS) must be submitted for approval for all chemicals to be used on site 3 days prior to product being brought on site. SDS sheets for all chemicals used on site shall be kept on site and available to employees that may be affected by the product for the duration when the product is onsite.

11. INSTALLER QUALIFICATIONS:

A. The installing contractor must have minimum 5 years experience successfully completing similar scopes of work.

B. The contractor performing the surface preparation must trained, licensed and have a minimum five years of experience in the safe abatement, handling, and disposal of hazardous materials, specifically PCBs, chromium, cadmium and lead-based paint, on projects of similar scope and complexity.

12. PROJECT CONDITIONS:

A. Work Hours:
1. Accomplish all work during hours between 7:00 AM and 3:00 PM (local time), Monday through Friday on mutually agreeable dates. Hours and dates are subject to change due to FAA operational requirements. Work must not take place during Federal holidays unless approved by the FAA. Work must not impact operational time of Air Traffic or airport operations.

B. Moratoriums:
1. Work under this contract is unable to take place during periods of high air traffic demand which typically occurs for 1.5 weeks centered on major holidays such as Thanksgiving, Christmas and New Years. Exact moratorium dates will be known in June.

C. Operational Risk Avoidance:
1. General. This facility provides services to assist in the control of aircraft movement, operates 24 hours a day, 365 days a year, and is vital to the National Airspace System. The communication towers contain electronic equipment which must not be disturbed. This facility is secured with a locked security gate, locked exterior and interior doors. All work will be performed with the facility maintaining full operation and with a FAA escort present.

2. Coordination of Work Affecting Operational Systems or Personnel. Coordinate all work that has any or may have any impact on any operational systems or personnel within the facility through the COR. Cease any work that is adversely impacting the operations of the facility or personnel and immediately report impact to the COR; repair or restore any portion of the operational system that has been damaged or suffered diminished performance as a result of the Contractor's activities.

3. **Project Phasing: Due to potential interference with communications, the Contractor must only work on a single tower at a time. Prior to construction start,**

the Contractor must notify the FAA which tower they will work on first and provide updated schedule as the project progresses.

4. Avoid activities that impede traffic flow or personnel access to maximum extent feasible. Coordinate any impacts in advance.

D. Safety

Perform all work safely and in accordance with the following requirements.

1. Compliance with Regulations: All work, including the handling of hazardous materials must comply with local, state and federal safety and health requirements. Where there is a conflict between applicable regulations, the most stringent must apply.
2. Contractor Responsibility: The contractor must assume full responsibility and liability for compliance with all applicable regulations pertaining to the health and safety of personnel during the execution of the work.
3. Workers must use Personal Protective Equipment (PPE) as required by code, regulation, standard, and manufacturer's recommendation.
4. Operators of heavy equipment or machinery must be properly trained.
5. Contractor to secure the working area at all times to protect personnel and their belongings from debris, machinery or any working hazard as they access or leave the facility. The work area must be properly lit when needed and cleaned after construction activities to avoid any damage. The construction site must be maintained in a clean and orderly fashion at all times.

E. Coordination and Approval:

1. Coordinate with and obtain approval from the COR for work schedule, hours, and activities on a daily basis. Coordinate high risk tasks with COR prior to work start.

13. CLEANUP:

1. Remove all debris, rubbish, scrap, dirt, and protective coverings from the work areas upon completion of the work shift each day. Site conditions throughout construction period will not impact site operations. The affected work areas must be thoroughly cleaned to their original condition at the end of each work shift. Site must be returned to original condition prior to project completion.
2. Contractor must use a covered dumpster. Do not allow foreign object debris to spread on the construction site or to adjacent properties.

14. TEMPORARY SANITARY FACILITIES: Provide temporary sanitary facilities to be used by workers on site. Facilities must remain on site for the duration of the contract. Final location will be coordinated with the COR and approved by the COR.

15. UTILITIES: Contractor must provide separate power. Water is not available at the site. Building contains sensitive electronics and some equipment is powered by building receptacles.

16. QUALITY ASSURANCE AND WORKMANSHIP: All work must be accomplished in a neat, workmanlike manner by skilled workmen regularly engaged in their respective trade resulting in an installation that is absolutely satisfactory in both function and appearance as determined by the COR.

17. WARRANTY:

A. All material, equipment, and workmanship provided in the project must be warranted for a

period of one (1) year, from date of acceptance by the COR.

18. INSPECTION: Submit a written request for inspection for Substantial Completion, also referred to as the Contractor Acceptance Inspection (CAI). On receipt of request, COR will either schedule the inspection within fourteen (14) days or notify Contractor of unfulfilled requirements. COR will prepare the Certificate of Substantial Completion after the inspection or will notify Contractor of items, either on Contractor's list or additional items identified by COR, that must be completed or corrected before certificate will be issued. COR will also provide a punch list that will form the basis of requirements for Final Completion.

19. PROJECT CLOSEOUT: Contractor should request final inspection prior to contract completion date. Before requesting final inspection for determining date of Final Completion, complete the following:

    a. Submit a Final Application for Payment.
    b. Submit a certified copy of COR's Substantial Completion inspection list of items to be completed or corrected (punch list), endorsed and dated by the COR. The certified copy of the list must state that each item has been completed or otherwise resolved for acceptance.
    c. Submit specific warranties, final certifications and similar documents.
    d. Perform final cleanup.

END OF SECTION 01 10 00

Appendix A

Site Overview

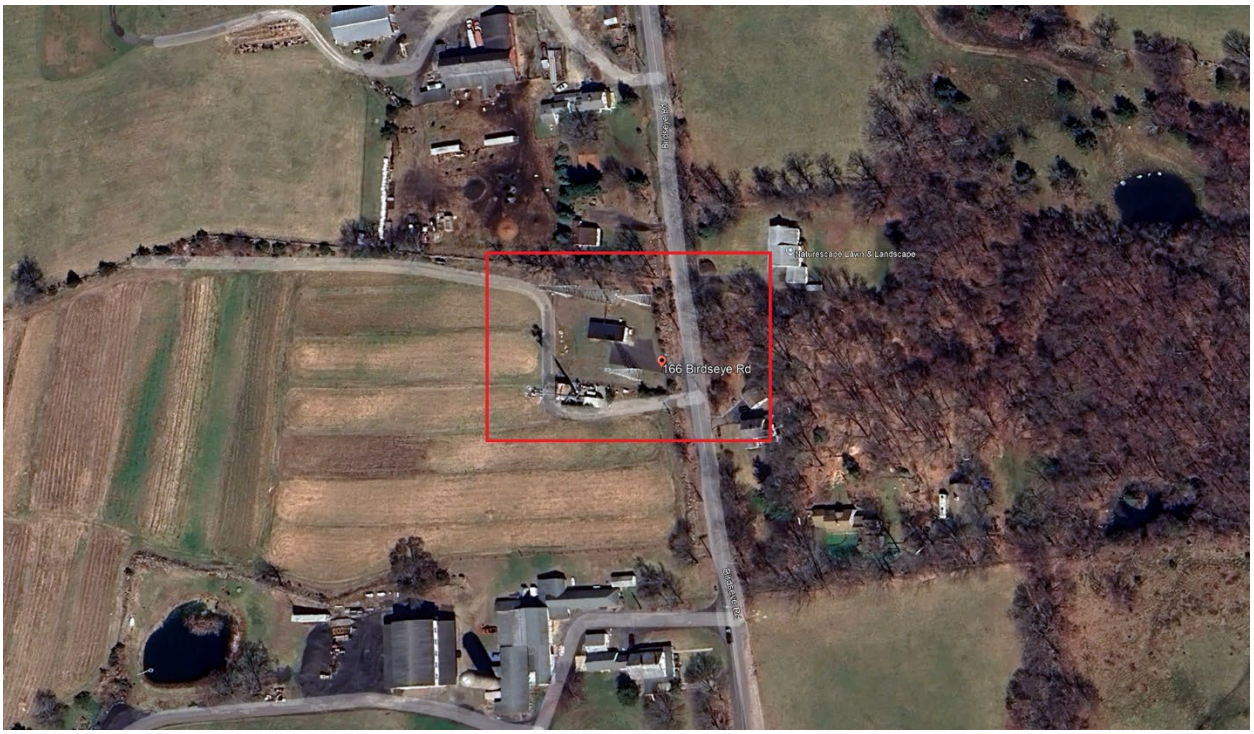
Naturescape Lawn & Landscape
166 Birdseye Rd
Birdseye Rd

Birdseye Rd
Birdseye Rd
Birdseye Rd
Birdseye Rd
Birdseye Rd
Birdseye Rd
Naturescape Lawn & Landscape
174
166
165

Appendix B

Site Pictures

Tower 1 Pictures:

Tower 2 Pictures:

Tower 3 Pictures:



Appendix C

As Builts

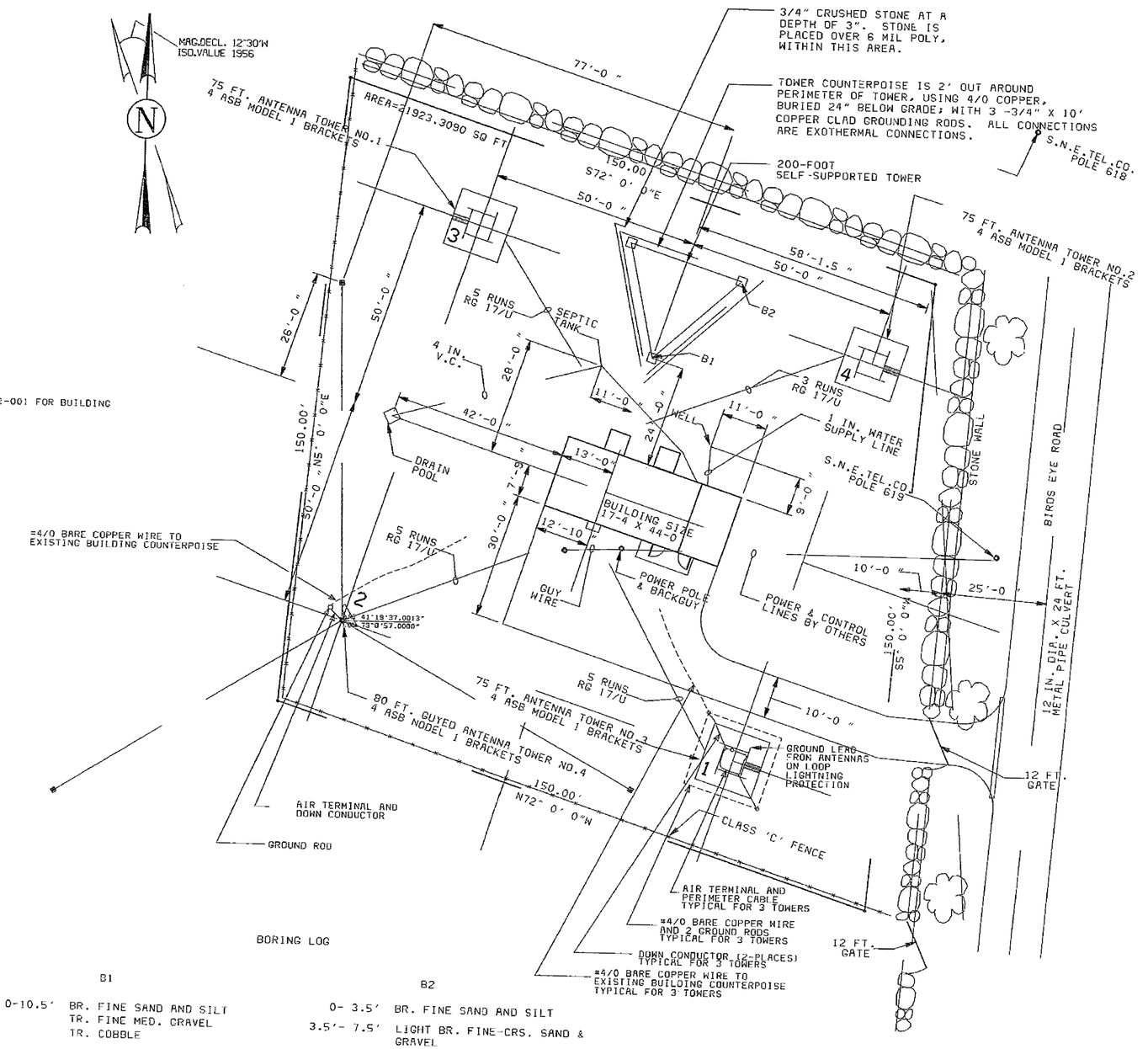

SEE DRAWING NE-D-26211-001 FOR BUILDING GROUNDING SYSTEMS.

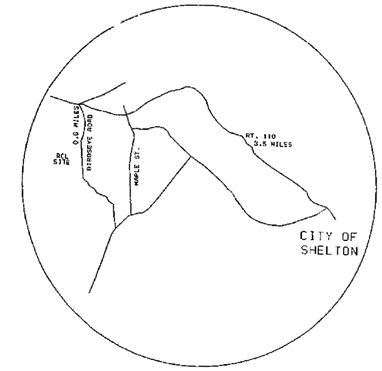

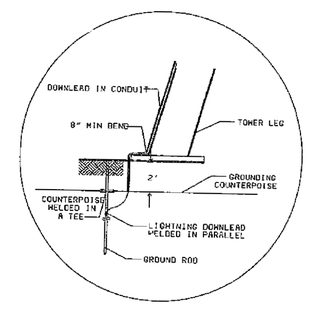

GROUND ROD SKETCH

BORING LOG

B1

0-10.5'	BR. FINE SAND AND SILT TR. FINE MED. GRAVEL TR. COBBLE
10.5'- 15'	BR. FINE SAND, TR. SILT TR. DECOMPOSED ROCK BORING ENDED @ 15.0' NO WATER

B2

0- 3.5'	BR. FINE SAND AND SILT
3.5'- 7.5'	LIGHT BR. FINE-CRS. SAND & GRAVEL
7.5'- 17'	LIGHT BR. FINE SAND LITTLE SILT, TR. FINE GRAVEL CORED 13.0'- 17.0' BOULDER BOTTOM OF BORING 18.0' NO WATER

14.00 0 14.00
SCALE IN FEET

SUPERSEDES DWG: NE-D-25110-002/C1

REV.NO: 1	REV.DATE: 07/22/91	REV.6000-2:4131

CAEG FILENAME: SHN25110002.dg

REV.TR.	DATE	DESCRIPTION	UPDATED BY
2	05/26/92	/C1 & /C REMOVED FOR AS BUILT OF GROUNDING & PREVIOUS TOWER COUTERPOISE WORK.	EKH

DEPARTMENT OF TRANSPORTATION
FEDERAL AVIATION ADMINISTRATION
NEW ENGLAND REGION — BURLINGTON, MA.

SHELTON, CT
RCAG/RCL
AIR GROUND COMMUNICATION FACILITY
SITE LAYOUT

REVIEWED BY: AND-410 am	SUBMITTED BY: A.M. Rodriguezacosta	APPROVED BY: T. LEYTON
6000-2 4390	A.M. RODRIGUEZACOSTA	
CAEG PROJECT I.D.: SHN	DESIGNED BY / DRAWN BY: CFH	ISSUED BY: ANE - 454
	DATE: 05/26/92	DRAWING NO.: NE-D-25110-002
		REV. 2

Appendix C: As Builts

Appendix D

Tower Sampling Report

ChemScope *INDUSTRIAL HYGIENE • ENVIRONMENTAL CHEMISTRY*
15 Moulthrop Street, North Haven, CT 06473-3686 • Phone (203) 865-5605 • www.chem-scope.com

Shawn White
Federal Aviation Administration
10 Thompson Avenue
East Haven CT 06512

6/10/2026

PRELIMINARY PCB SCREENING
BDC RCAG – 3 COMMUNICATION TOWERS
166 BIRDSEYE ROAD, SHELTON, CT
CS#215-198, 5/29/2026, Page 1 of 4

TABLE OF CONTENTS

PAGE	CONTENTS
1	TABLE OF CONTENTS
2	INTRODUCTION
3	SCREENING REPORT SYNOPSIS
3	LIMITATIONS OF SCREENING
4	RECOMMENDATIONS

Attachments:

- PCB, Chromium, Cadmium Analysis Report including Chain of Custody Document (13 pages)
- Sample Location Drawing (1 page)

Report Distribution:

Shawn.s.white.faa.gov

File Location: NAS AAUM-Reports\PCB\BH\PCB_2026.doc

INTRODUCTION

EXECUTIVE SUMMARY:

The gray paint from towers A and C had concentrations in excess of 1 mg/kg of PCB's, but less than 50 mg/kg of PCB's. Therefore the removal and disposal of the white brick wall paint shall be in accordance with CT State DEEP regulations (22a-463 through 22a-469). The EPA regulates PCB's greater than or equal to 50 PPM or 50 mg/kg and the CT DEEP regulates PCB's greater than or equal to 1 PPM or 1 mg/kg.

Cadmium and Chromium are present in all three towers within the scope.

BUILDING DESCRIPTION:

The subject site consists of Communication towers A, B, and C.

SCOPE OF WORK:

PCB Screening, Cadmium, and Chromium paint sampling as directed by our client Robert Delgado. It is our understanding there are plans to renovate 3 communication towers. We understand that there is a concern that the paint may contain PCB's, Chromium, and Cadmium. Please see attached Scope of Inspection Drawings for details.

METHOD OF TESTING:

Samples were collected by Chem Scope and analyzed at Phoenix Environmental Laboratories, Inc. (See analytical reports enclosed). Samples were analyzed according to the EPA's "Test Methods for Evaluating Solid Waste, Physical/Chemical Methods", also known as SW-846. SW-846 functions primarily as a guidance document setting forth acceptable, although not required methods for the regulated and regulatory communities to use in responding to RCRA-related sampling and analysis requirements. For more information on this method go to:

http://www.epa.gov/wastes/hazard/testmethods/sw846/

QUALIFICATIONS: The survey team consisted of inspector(s), Brian Hoang

For information about ChemScope Inc., log onto http://www.chem-scope.com

This investigation and information provided in this report depends partly on background information provided by the client. This report is intended for the use of the client. The scope of services performed may not be appropriate for other users and any use of this report by third parties is at their sole risk. This report is intended to be used in its entirety. No excerpts may be taken to be representative of this report.

SCREENING REPORT SYNOPSIS

LOCATION NAME AND ADDRESS: 166 Birdseye Road, Shelton, CT

INSPECTION DATE(S): 5/29/2026.

FINDINGS:

PCBS

Material	Location	Sample #'s	PCB Concentrations
Gray paint	Tower A	215-198-1	**17 mg/kg Aroclor – 1254**
Gray paint	Tower B	215-198-2	**ND**
Gray paint	Tower C	215-198-3	**8.8 mg/kg Aroclor – 1254**

Cadmium and Chromium

Material	Location	Sample #'s	Cadmium Concentrations	Chromium Concentrations
Gray paint	Tower A	215-198-1	17.3 mg/kg	2960 mg/kg
Gray paint	Tower B	215-198-2	8.1 mg/kg	8.1 mg/kg
Gray paint	Tower C	215-198-3	7.5 mg/kg	152 mg/kg

RECOMMENDATIONS

Because >1.0 mg/kg of PCB's was detected in the gray paint from Tower A and C, it must be removed of and disposed of properly according to CT DEEP regulations (22a-463 through 22a-469).

Test results yielding concentrations in excess of 1 mg/kg of PCB's, but less than 50 mg/kg of PCB's shall adhere to the CT DEEP regulations (22a-463 through 22a-469), unless the material is a PCB remediation waste and/or a PCB bulk product waste (as such it is included in the EPA PCB Cleanup and Disposal Approval). A notification must be made to the state office of the Department of Energy and Environmental Protection, Bureau of Materials Management and Compliance Assurance Storage Tank and PCB Enforcement Unit.

The EPA will regulate materials with < 50 mg/kg of PCB's, if they are replacement materials, which have had PCB's migrate into them from the adjacent PCB-contaminated building materials. The materials which tested as < 50 mg/kg of PCB's in this case do not appear to be replacement materials, therefore would only be regulated by the CT DEEP.

In general:

The Occupational Safety and Health Administration (OSHA) regulations 29 CFR 1926.28(a) state that, "The employer is responsible for requiring the wearing of appropriate personal protective equipment in all operations where there is an exposure to hazardous conditions." Workers performing PCB removal should use suitable personal protective equipment (PPE) for dust-generating work methods.

The following recommended PPE should be considered:

- Chemical-resistant gloves
- Tyvec disposable coveralls and shoe covers
- Safety glasses or protective goggles
- Respiratory protection

These protective measures should be sufficient to prevent PCBs from entering the body through inhalation, oral ingestion, and/or dermal contact (absorption through exposed skin).

OSHA has a PEL for Chlorodiphenyl of 0.5 mg/m3 (skin). Chlorodiphenyl is a synonym for Polychlorinated biphenyl or PCB.

If you have any questions or need more information please call me.

Sincerely,

Brian Hoang
Industrial Hygienist

PHOENIX
Environmental Laboratories, Inc.

Wednesday, June 10, 2026

Attn: Brian Hoang
ChemScope, Inc.
15 Moulthrop Street
North Haven, CT 06473

Project ID: CS#215-198
SDG ID: GCW10896
Sample ID#s: CW10896 - CW10898

This laboratory is in compliance with the NELAC requirements of procedures used except where indicated.

This report contains results for the parameters tested, under the sampling conditions described on the Chain Of Custody, as received by the laboratory. This report is incomplete unless all pages indicated in the pagination at the bottom of the page are included.

All soils, solids and sludges are reported on a dry weight basis unless otherwise noted in the sample comments.

A scanned version of the COC form accompanies the analytical report and is an exact duplicate of the original.

The contents of this report cannot be discussed with anyone other than the client listed above without their written consent.

Sincerely yours,

Phyllis Shiller
Laboratory Director

NELAC - #NY11301
CT Lab Registration #PH-0618
MA Lab Registration #M-CT007
ME Lab Registration #CT-007
NH Lab Registration #213693-A,B
NJ Lab Registration #CT-003
NY Lab Registration #11301
PA Lab Registration #68-03530
RI Lab Registration #63
VT Lab Registration #VT11301

PHOENIX

Environmental Laboratories, Inc.
587 East Middle Turnpike, P.O.Box 370, Manchester, CT 06045
Tel. (860) 645-1102 Fax (860) 645-0823

Sample Id Cross Reference

June 10, 2026

SDG I.D.: GCW10896

Project ID: CS#215-198

Client Id	Lab Id	Matrix	Col Date
215-198-1	CW10896	SOLID	05/29/26 9:30
215-198-2	CW10897	SOLID	05/29/26 10:15
215-198-3	CW10898	SOLID	05/29/26 9:50

PHOENIX

Environmental Laboratories, Inc.
587 East Middle Turnpike, P.O.Box 370, Manchester, CT 06045
Tel. (860) 645-1102

Analysis Report

June 10, 2026

FOR: Attn: Brian Hoang
ChemScope, Inc.
15 Moulthrop Street
North Haven, CT 06473

Sample Information		Custody Information		Date	Time
Matrix:	SOLID	Collected by:		05/29/26	9:30
Location Code:	CHEMSCOPE	Received by:	CP	06/02/26	10:40
Rush Request:	5 Day	Analyzed by:	see "By" below		
P.O.#:	4084				

Laboratory Data

SDG ID: GCW10896
Phoenix ID: CW10896

Project ID: CS#215-198
Client ID: 215-198-1

Parameter	Result	RL/ PQL	Units	Dilution	Date/Time	By	Reference
Cadmium	17.3	1.8	mg/Kg	1	06/03/26	TH	SW6010D
Chromium	2960	18	mg/Kg	10	06/03/26	TH	SW6010D
Extraction for PCB	Completed				06/02/26	M/NG	SW3546
Total Metals Digest	Completed				06/02/26	N/AG/BF	SW3050B
Polychlorinated Biphenyls							
PCB-1016	ND	17	mg/Kg	125	06/05/26	SC	SW8082A
PCB-1221	ND	17	mg/Kg	125	06/05/26	SC	SW8082A
PCB-1232	ND	17	mg/Kg	125	06/05/26	SC	SW8082A
PCB-1242	ND	17	mg/Kg	125	06/05/26	SC	SW8082A
PCB-1248	ND	17	mg/Kg	125	06/05/26	SC	SW8082A
PCB-1254	47	17	mg/Kg	125	06/05/26	SC	SW8082A
PCB-1260	ND	17	mg/Kg	125	06/05/26	SC	SW8082A
PCB-1262	ND	17	mg/Kg	125	06/05/26	SC	SW8082A
PCB-1268	ND	17	mg/Kg	125	06/05/26	SC	SW8082A
QA/QC Surrogates							
% DCBP	Diluted Out		%	125	06/05/26	SC	30 - 150 %
% DCBP (Confirmation)	Diluted Out		%	125	06/05/26	SC	30 - 150 %
% TCMX	Diluted Out		%	125	06/05/26	SC	30 - 150 %
% TCMX (Confirmation)	Diluted Out		%	125	06/05/26	SC	30 - 150 %

Project ID: CS#215-198
Client ID: 215-198-1

Phoenix I.D.: CW10896

Parameter	Result	RL/ PQL	Units	Dilution	Date/Time	By	Reference

RL/PQL=Reporting/Practical Quantitation Level ND=Not Detected BRL=Below Reporting Level
QA/QC Surrogates: Surrogates are compounds (preceeded with a %) added by the lab to determine analysis efficiency. Surrogate results(%) listed in the report are not "detected" compounds.

Comments:

Sample received was a solid, bulk, or caulk matrix; dry weight is assumed.

All soils, solids and sludges are reported on a dry weight basis unless otherwise noted in the sample comments.

If you are the client above and have any questions concerning this testing, please do not hesitate to contact Phoenix Client Services at ext.200.
The contents of this report cannot be discussed with anyone other than the client listed above without their written consent.

Phyllis Shiller, Laboratory Director
June 10, 2026
Reviewed and Released by: Rashmi Makol, Project Manager

PHOENIX

Environmental Laboratories, Inc.
587 East Middle Turnpike, P.O.Box 370, Manchester, CT 06045
Tel. (860) 645-1102

Analysis Report

June 10, 2026

FOR: Attn: Brian Hoang
ChemScope, Inc.
15 Moulthrop Street
North Haven, CT 06473

Sample Information		Custody Information		Date	Time
Matrix:	SOLID	Collected by:		05/29/26	10:15
Location Code:	CHEMSCOPE	Received by:	CP	06/02/26	10:40
Rush Request:	5 Day	Analyzed by:	see "By" below		
P.O.#:	4084				

Laboratory Data

SDG ID: GCW10896
Phoenix ID: CW10897

Project ID: CS#215-198
Client ID: 215-198-2

Parameter	Result	RL/ PQL	Units	Dilution	Date/Time	By	Reference
Cadmium	8.1	2.5	mg/Kg	1	06/03/26	TH	SW6010D
Chromium	8.1	2.5	mg/Kg	1	06/03/26	TH	SW6010D
Extraction for PCB	Completed				06/05/26	M/NG	SW3546
Total Metals Digest	Completed				06/02/26	N/AG/BF	SW3050B
Polychlorinated Biphenyls							
PCB-1016	ND	0.82	mg/Kg	5	06/09/26	SC	SW8082A
PCB-1221	ND	0.82	mg/Kg	5	06/09/26	SC	SW8082A
PCB-1232	ND	0.82	mg/Kg	5	06/09/26	SC	SW8082A
PCB-1242	ND	0.82	mg/Kg	5	06/09/26	SC	SW8082A
PCB-1248	ND	0.82	mg/Kg	5	06/09/26	SC	SW8082A
PCB-1254	ND	0.82	mg/Kg	5	06/09/26	SC	SW8082A
PCB-1260	ND	0.82	mg/Kg	5	06/09/26	SC	SW8082A
PCB-1262	ND	0.82	mg/Kg	5	06/09/26	SC	SW8082A
PCB-1268	ND	0.82	mg/Kg	5	06/09/26	SC	SW8082A
QA/QC Surrogates							
% DCBP	66		%	5	06/09/26	SC	30 - 150 %
% DCBP (Confirmation)	64		%	5	06/09/26	SC	30 - 150 %
% TCMX	73		%	5	06/09/26	SC	30 - 150 %
% TCMX (Confirmation)	63		%	5	06/09/26	SC	30 - 150 %

Project ID: CS#215-198
Client ID: 215-198-2

Phoenix I.D.: CW10897

Parameter	Result	RL/ PQL	Units	Dilution	Date/Time	By	Reference

RL/PQL=Reporting/Practical Quantitation Level ND=Not Detected BRL=Below Reporting Level
QA/QC Surrogates: Surrogates are compounds (preceeded with a %) added by the lab to determine analysis efficiency. Surrogate results(%) listed in the report are not "detected" compounds.

Comments:

Sample received was a solid, bulk, or caulk matrix; dry weight is assumed.

All soils, solids and sludges are reported on a dry weight basis unless otherwise noted in the sample comments.

If you are the client above and have any questions concerning this testing, please do not hesitate to contact Phoenix Client Services at ext.200.
The contents of this report cannot be discussed with anyone other than the client listed above without their written consent.

Phyllis Shiller, Laboratory Director
June 10, 2026
Reviewed and Released by: Rashmi Makol, Project Manager

PHOENIX

Environmental Laboratories, Inc.
587 East Middle Turnpike, P.O.Box 370, Manchester, CT 06045
Tel. (860) 645-1102

Analysis Report

June 10, 2026

FOR: Attn: Brian Hoang
ChemScope, Inc.
15 Moulthrop Street
North Haven, CT 06473

Sample Information		Custody Information		Date	Time
Matrix:	SOLID	Collected by:		05/29/26	9:50
Location Code:	CHEMSCOPE	Received by:	CP	06/02/26	10:40
Rush Request:	5 Day	Analyzed by:	see "By" below		
P.O.#:	4084				

Laboratory Data

SDG ID: GCW10896
Phoenix ID: CW10898

Project ID: CS#215-198
Client ID: 215-198-3

Parameter	Result	RL/ PQL	Units	Dilution	Date/Time	By	Reference
Cadmium	7.5	2.0	mg/Kg	1	06/03/26	TH	SW6010D
Chromium	152	2.0	mg/Kg	1	06/03/26	TH	SW6010D
Extraction for PCB	Completed				06/05/26	M/NG	SW3546
Total Metals Digest	Completed				06/02/26	N/AG/BF	SW3050B
Polychlorinated Biphenyls							
PCB-1016	ND	0.88	mg/Kg	5	06/09/26	SC	SW8082A
PCB-1221	ND	0.88	mg/Kg	5	06/09/26	SC	SW8082A
PCB-1232	ND	0.88	mg/Kg	5	06/09/26	SC	SW8082A
PCB-1242	ND	0.88	mg/Kg	5	06/09/26	SC	SW8082A
PCB-1248	ND	0.88	mg/Kg	5	06/09/26	SC	SW8082A
PCB-1254	8.8	0.88	mg/Kg	5	06/09/26	SC	SW8082A
PCB-1260	ND	0.88	mg/Kg	5	06/09/26	SC	SW8082A
PCB-1262	ND	0.88	mg/Kg	5	06/09/26	SC	SW8082A
PCB-1268	ND	0.88	mg/Kg	5	06/09/26	SC	SW8082A
QA/QC Surrogates							
% DCBP	77		%	5	06/09/26	SC	30 - 150 %
% DCBP (Confirmation)	75		%	5	06/09/26	SC	30 - 150 %
% TCMX	80		%	5	06/09/26	SC	30 - 150 %
% TCMX (Confirmation)	69		%	5	06/09/26	SC	30 - 150 %

Project ID: CS#215-198
Client ID: 215-198-3

Phoenix I.D.: CW10898

Parameter	Result	RL/ PQL	Units	Dilution	Date/Time	By	Reference

RL/PQL=Reporting/Practical Quantitation Level ND=Not Detected BRL=Below Reporting Level
QA/QC Surrogates: Surrogates are compounds (preceeded with a %) added by the lab to determine analysis efficiency. Surrogate results(%) listed in the report are not "detected" compounds.

Comments:

Sample received was a solid, bulk, or caulk matrix; dry weight is assumed.

All soils, solids and sludges are reported on a dry weight basis unless otherwise noted in the sample comments.

If you are the client above and have any questions concerning this testing, please do not hesitate to contact Phoenix Client Services at ext.200.
The contents of this report cannot be discussed with anyone other than the client listed above without their written consent.

Phyllis Shiller, Laboratory Director
June 10, 2026
Reviewed and Released by: Rashmi Makol, Project Manager

PHOENIX

Environmental Laboratories, Inc.
587 East Middle Turnpike, P.O.Box 370, Manchester, CT 06045
Tel. (860) 645-1102

QA/QC Report

June 10, 2026

QA/QC Data

SDG I.D.: GCW10896

Parameter	Blank	Blk RL	Sample Result	Dup Result	Dup RPD	LCS %	LCSD %	LCS RPD	MS %	MSD %	MS RPD	% Rec Limits	% RPD Limits
QA/QC Batch 843495 (mg/kg), QC Sample No: CW10835 (CW10896, CW10897, CW10898)													
ICP Metals - Soil													
Cadmium	BRL	0.33	0.38	<0.37	NC	100	99.9	0.1	87.2	84.9	2.7	75 - 125	30
Chromium	BRL	0.33	22.6	21.8	3.60	107	108	0.9	98.5	95.7	2.9	75 - 125	30

Comment:

Additional Criteria: LCS acceptance range is 80-120% for aqueous and for soils the acceptance range is set by vendor limits. MS acceptance range 75-125%.

PHOENIX

Environmental Laboratories, Inc.
587 East Middle Turnpike, P.O.Box 370, Manchester, CT 06045
Tel. (860) 645-1102

QA/QC Report

June 10, 2026

QA/QC Data

SDG I.D.: GCW10896

Parameter	Blank	Blk RL	LCS %	LCSD %	LCS RPD	MS %	MSD %	MS RPD	% Rec Limits	% RPD Limits
QA/QC Batch 843589 (mg/Kg), QC Sample No: CW09378 (CW10896)										
Polychlorinated Biphenyls - Solid										
PCB-1016	ND	0.17	112	88	24.0				40 - 140	30
PCB-1221	ND	0.17							40 - 140	30
PCB-1232	ND	0.17							40 - 140	30
PCB-1242	ND	0.17							40 - 140	30
PCB-1248	ND	0.17							40 - 140	30
PCB-1254	ND	0.17							40 - 140	30
PCB-1260	ND	0.17	112	96	15.4				40 - 140	30
PCB-1262	ND	0.17							40 - 140	30
PCB-1268	ND	0.17							40 - 140	30
% DCBP (Surrogate Rec)	108	%	111	99	11.4				30 - 150	30
% DCBP (Surrogate Rec) (Confirm	109	%	111	100	10.4				30 - 150	30
% TCMX (Surrogate Rec)	102	%	112	99	12.3				30 - 150	30
% TCMX (Surrogate Rec) (Confirm	104	%	110	97	12.6				30 - 150	30

Comment:

A LCS and LCS Duplicate were performed instead of a matrix spike and matrix spike duplicate.

Parameter	Blank	Blk RL	LCS %	LCSD %	LCS RPD	MS %	MSD %	MS RPD	% Rec Limits	% RPD Limits
QA/QC Batch 844246 (mg/Kg), QC Sample No: CW10897 (CW10897, CW10898)										
Polychlorinated Biphenyls - Solid										
PCB-1016	ND	0.17	80	73	9.2				40 - 140	30
PCB-1221	ND	0.17							40 - 140	30
PCB-1232	ND	0.17							40 - 140	30
PCB-1242	ND	0.17							40 - 140	30
PCB-1248	ND	0.17							40 - 140	30
PCB-1254	ND	0.17							40 - 140	30
PCB-1260	ND	0.17	83	73	12.8				40 - 140	30
PCB-1262	ND	0.17							40 - 140	30
PCB-1268	ND	0.17							40 - 140	30
% DCBP (Surrogate Rec)	84	%	85	87	2.3				30 - 150	30
% DCBP (Surrogate Rec) (Confirm	86	%	83	96	14.5				30 - 150	30
% TCMX (Surrogate Rec)	79	%	80	82	2.5				30 - 150	30
% TCMX (Surrogate Rec) (Confirm	82	%	83	89	7.0				30 - 150	30

If there are any questions regarding this data, please call Phoenix Client Services at extension 200.

RPD - Relative Percent Difference
LCS - Laboratory Control Sample
LCSD - Laboratory Control Sample Duplicate
MS - Matrix Spike
MS Dup - Matrix Spike Duplicate
NC - No Criteria
Intf - Interference
(ISO) - Isotope Dilution

Phyllis Shiller

Phyllis Shiller, Laboratory Director
June 10, 2026

Wednesday, June 10, 2026

Criteria: None

State: CT

Sample Criteria Exceedances Report

GCW10896 - CHEMSCOPE

SampNo	Acode	Phoenix Analyte	Criteria	Result	RL	Criteria	RL Criteria	Analysis Units
CW10896	$PCB_SMR	PCB-1268	CT / Requested PCB RL /	ND	17000	1000	1000	ug/Kg
CW10896	$PCB_SMR	PCB-1262	CT / Requested PCB RL /	ND	17000	1000	1000	ug/Kg
CW10896	$PCB_SMR	PCB-1260	CT / Requested PCB RL /	ND	17000	1000	1000	ug/Kg
CW10896	$PCB_SMR	PCB-1254	CT / Requested PCB RL /	47000	17000	1000	1000	ug/Kg
CW10896	$PCB_SMR	PCB-1248	CT / Requested PCB RL /	ND	17000	1000	1000	ug/Kg
CW10896	$PCB_SMR	PCB-1242	CT / Requested PCB RL /	ND	17000	1000	1000	ug/Kg
CW10896	$PCB_SMR	PCB-1232	CT / Requested PCB RL /	ND	17000	1000	1000	ug/Kg
CW10896	$PCB_SMR	PCB-1221	CT / Requested PCB RL /	ND	17000	1000	1000	ug/Kg
CW10896	$PCB_SMR	PCB-1016	CT / Requested PCB RL /	ND	17000	1000	1000	ug/Kg
CW10898	$PCB_SMR	PCB-1254	CT / Requested PCB RL /	8800	880	1000	1000	ug/Kg

Phoenix Laboratories does not assume responsibility for the data contained in this exceedance report. It is provided as an additional tool to identify requested criteria exceedences. All efforts are made to ensure the accuracy of the data (obtained from appropriate agencies). A lack of exceedence information does not necessarily suggest conformance to the criteria. It is ultimately the site professional's responsibility to determine appropriate compliance.

PHOENIX

Environmental Laboratories, Inc.
587 East Middle Turnpike, P.O.Box 370, Manchester, CT 06045
Tel. (860) 645-1102 Fax (860) 645-0823

ACCREDITED IN ACCORDANCE WITH nelac
NY # 11301

Analysis Comments

June 10, 2026 SDG I.D.: GCW10896

The following analysis comments are made regarding exceptions to criteria not already noted in the Analysis Report or QA/QC Report: None.

Temp 1.7 °C Coolant: IPK ☐ ICE ☐ Cooler: Yes ☐ No ☐ No ☐

Pg of

PHOENIX Environmental Laboratories, Inc.

CT/MA/RI CHAIN OF CUSTODY RECORD

587 East Middle Turnpike, P.O. Box 370, Manchester, CT 06040
Email: makrina@phoenixlabs.com Fax (860) 645-0823
Client Services (860) 645-1102

Data Delivery/Contact Options:
Phone:
Email(s):

Customer: Chemscope Inc.
Address: 15 Moulthrop street
North Haven, CT 06473

Project: CS#215-198
Report to (name): brian.hoang.chemscope@gmail.com
Invoice to: gina@chem-scope.com
Quote #

Project P.O:

This section MUST be completed with Bottle Quantities.

Client Sample - Information - Identification

Sampler's Signature _____ Date: _____

Matrix Code:
DW=Drinking Water **GW**=Ground Water **SW**=Surface Water **WW**=Waste Water
RW=Raw Water **SE**=Sediment **SL**=Sludge **S**=Soil **SD**=Solid **W**=Wipe **OIL**=Oil
B=Bulk **L**=Liquid **X =** _____(Other)

Analysis Request

PHOENIX USE ONLY SAMPLE #	Customer Sample Identification	Sample Matrix	Date Sampled	Time Sampled	*MS/MSD (May be billable at analysis unit rate)		PCB Bulk analysis	Chromium Bulk analysis	Cadmium bulk analysis									GL Amber 8 oz. [ ] w/H_3PO_4 [ ] $NaHSO_4$	Soil VOA Vials [ ] methanol [ ] H_2O	GL Soil container (4) oz	GL Soil container ( ) oz	40 ml VOA Vial [ ] As is [ ] HCl	GL Amber 1000ml [ ] As is [ ] HCl	PL As is [ ] 250ml [ ] 500ml [ ] 1000ml	PL H_2SO_4 [ ] 250ml [ ] 500ml	PL HNO_3 250ml	PL NaOH 250ml	Bacteria Bottle w/thio	Bacteria Bottle as is	
10896	215-198-1	SD	5/29/26	9:30 AM			X	X	X											X									
10897	215-198-2	"	"	10:15 AM			X	X	X											X									
10898	215-198-3	"	"	9:50 AM			X	X	X											X									

Relinquished by:	Accepted by:	Date:	Time:
		6/2/26	0832
		6/2/26	1000
		6/2/26	10:40

Comments, Special Requirements or Regulations:

Turnaround Time:
☐ 1 Day* ☐ 2 Days* ☐ 3 Days* ☐ 4 Days* ☒ 5 Days*
☐ Standard ☐ Other _____

RI
☐ RES DEC
☐ I/C DEC
☐ GA Leachability
☐ GB Leachability
☐ GA -GW Objectives
☐ GB -GW Objectives
☐ Other

CT
☐ RCP Cert
☐ GWPC
☐ SWPC
☐ GA PMC
☐ GB PMC
☐ SWPC
RES☐ DEC☐ VC
I/C ☐ DEC ☐ VC

MA
☐ MCP Certification
☐ GW-1 ☐ RCS-1 / RCGW-1
☐ GW-2 ☐ RCS-2 / RCGW-2
☐ GW-3 ☐ S-1 Calc.
☐ S-1
☐ S-2 ☐ _____
☐ S-3
☐ SW Protection

Data Format
☐ Excel
☐ PDF
☐ GIS/Key
☐ EQuIS
☐ Other

Data Package
☐ Tier II Checklist*
☐ Full Data Package*
☐ Phoenix Std
☐ MAT-212 Form

***MS/MSD are considered site samples and will be billed as such in accordance with the prices quoted.**

*** SURCHARGES MAY APPLY**

State where samples were collected:

*** SURCHARGE APPLIES**

Form PEL-126 Rev. 1/25

ChemScope Inc.

PCB Screening
166 BirdsEye Road, Shelton, CT
CS# 215-198, 5/29/2026

Sample Location Drawing

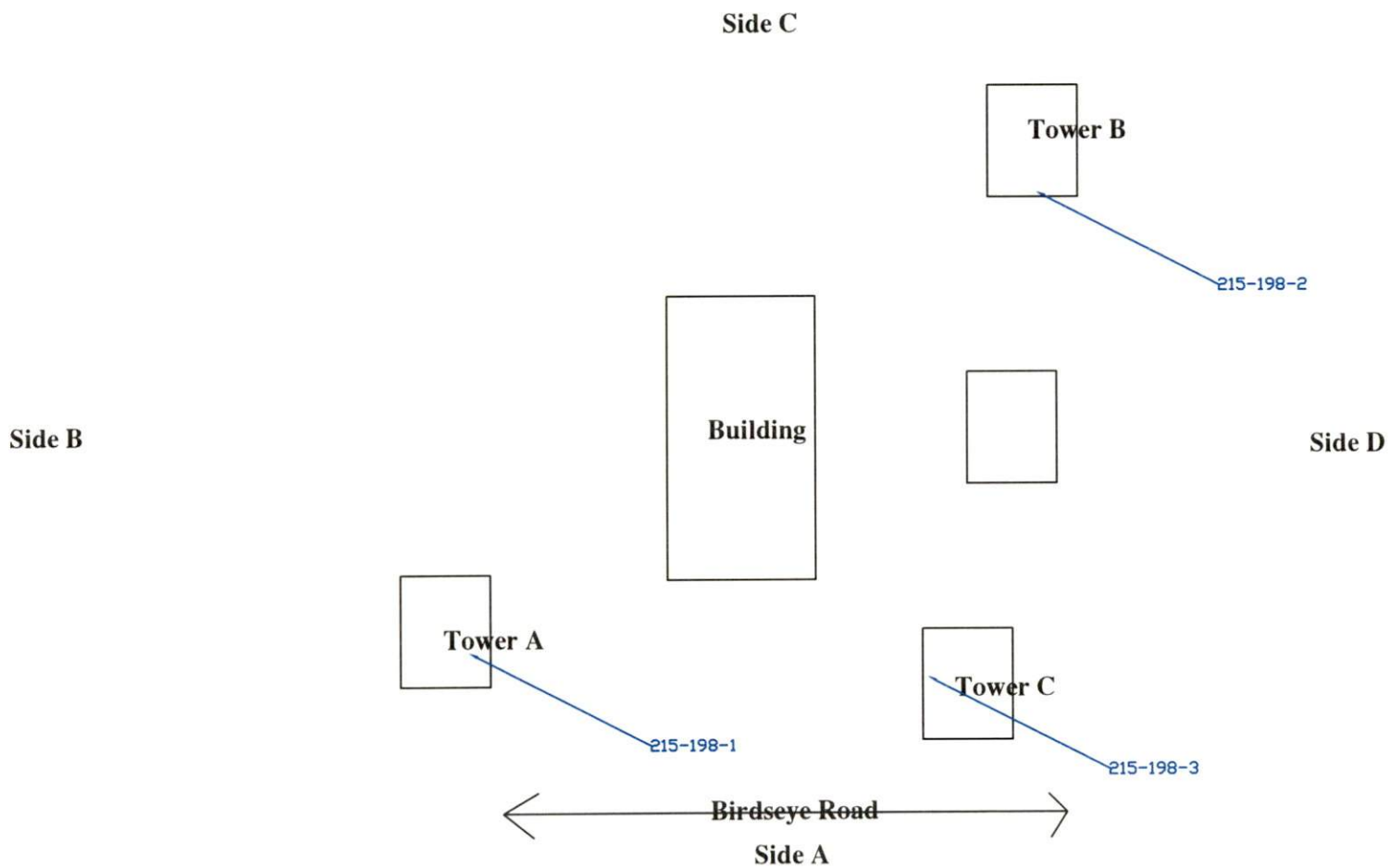

LEGEND OF SYMBOLS

NOTATIONS

DRAWN BY: Brian Heany

ChemScope Inc.

SHEET TITLE

DRAWING NUMBER

NOT TO SCALE

DATE

End of Appendix D

Tower Sampling Report