U.S. DEPARTMENT OF HEALTH AND HUMAN SERVICES

INDIAN HEALTH SERVICE

Gallup Indian Medical Center

516 East Nizhoni Boulevard, Gallup, NM 87301

Fire Alarm System Redesign

IHS Contract No.: 75H70124D00010 (75H70124F30001)
Architect's Project No: 23-360

Issue Date: December 6, 2024

FINAL CD ISSUE

JSRa
JOHNSON SMITTHIPONG & ROSAMOND ASSOCIATES, INC.
5210 E Williams Cir • Ste 600 • Tucson, AZ 85711
(520) 547-7904 • www.jsra.com

Consultants:

REGISTERED ARCHITECT
CERTIFICATE NO
9793
VERNON
ROSAMOND
Date Signed: 12/6/24
ARIZONA, U.S.A.
EXPIRES
09/30/2025

GIMC FIRE ALARM SYSTEM REDESIGN

516 E Nizhoni Blvd
Gallup, NM 87301

U. S.
DEPARTMENT OF
HEALTH AND
HUMAN SERVICES
INDIAN HEALTH SERVICE

NAVAJO AREA OFFICE

No.	Date	Description

Issue Date:	12/6/24
Project No:	23-360
Scale:	
Drawn By:	RODRIGUEZ
Checked By:	HARGREAVES

FINAL CD

Sheet Title:

COVER SHEET

Sheet Number:

G000

Autodesk Docs://23-360 IHS IDIQ GIMC Fire Alarm v2023/23-390 06 Arch GIMC Fire Alarm Central 2023.rvt
12/20/2024 9:22:50 AM

ABBREVIATIONS

BLK(G)	BLOCK(ING)
BM	BENCH MARK
BO	BOTTOM OF
BOT	BOTTOM
BRG	BEARING
BRK	BRICK
BSMT	BASEMENT
BUR	BUILT UP ROOFING
CMWP	COMPOSITE METAL WALL PANEL
C	CHANNEL
C/C	CENTER TO CENTER
CAB	CABINET
CB	CHALK BOARD,CATCH BASIN
CEM	CEMENT
CG	CORNER GUARD
CI	CAST IRON
CIP	CAST IN PLACE
CJ	CONTROL JOINT
CLG	CEILING
CLR	CLEAR(ANCE)
CMP	CORRUGATED METAL PIPE
CMTS	COMMENTS
CMU	CONCRETE MASONRY UNIT
CO	CLEAN OUT
COL	COLUMN
COMB	COMBINATION
CONC	CONCRETE
CONN	CONNECTION
CONST	CONSTRUCTION
CONT	CONTINUOUS OR CONTINUE
CORR	CORRIDOR,CORRUGATED
CPT	CARPET
CR	CLEAN ROOM
CSK	COUNTERSINK
CT	CERAMIC TILE
CU	CUBIC
CU	FT CUBIC FOOT (FEET)
CW	COLD WATER
D	DEPTH
DEMO	DEMOLISH, DEMOLITION
DF	DRINKING FOUNTAIN
DIA	DIAMETER
DIAG	DIAGONAL
DIM	DIMENSION
DISP	DISPENSER
DN	DOWN
DO	DITTO
DP	DAMPPROOFING
DR	DOOR
DS	DOWNSPOUT
DTL	DETAIL
DWG	DRAWING
DWC	DRYWALL CHANNELS (HAT)
E	EAST
EA	EACH
EF	EACH FACE
EJ	EXPANSION JOINT
ELEC	ELECTRIC(AL)
ELEV	ELEVATION,ELEVATOR
EMER	EMERGENCY
EP	EPOXY PAINT
EPS	EXPANDED POLYSTYRENE
EQ	EQUAL EQUIP EQUIPMENT
ES	EXPOSED STRUCTURE
EST	ESTIMATE
EW	EACH WAY
EWC	ELECTRIC WATER COOLER
EXC	EXCAVAT(E)(ION)
EXH	EXHAUST
EXIST	EXISTING
EXP	EXPANSION, EXPOSED
EXT	EXTERIOR
EIFS	EXT. INSULATION FINISH SYSTEM
F	FAHRENHEIT
FA	FIRE ALARM
FAB	FABRICATE
FD	FLOOR DRAIN
FDN	FOUNDATION
FE(C)	FIRE EXTINGUISHER(CABINET)
FF	FINISH FLOOR
FHC	FIREHOSE CABINET
FHR	FIREHOSE RACK
FIN	FINSH(ED)
FL	FLOOR
FLA	FLASHING
FLEX	FLEXIBLE
FLUOR	FLUORESCENT
FO	FACE OF
FP	FIREPROOF
FR	FIRE RETARDANT
FRP	FIBER REINFORCED PLASTIC
FT	FOOT,FEET
FTG	FOOTING
FUR	FURRED(ING)
FUT	FUTURE
GA	GAGE,(GUAGE)
GALV	GALVANIZED
GC	GENERAL CONTRACT(OR)
GD	GRADE
GL	GLASS, GLAZING
GWB	GYPSUM WALLBOARD
GYP	GYPSUM
H(T)	HEIGHT
HB	HOSE BIBB
HC	HOLLOW CORE
HDBD	HARDBOARD
HD	HEAVY DUTY
HDWD	HARDWOOD
HDWR	HARDWARE
HM	HOLLOW METAL
HORZ	HORIZONTAL
HP	HIGH POINT
HR	HOUR
HVAC	HEATING/VENTILATING/ AIR CONDITIONING
HW	HOT WATER
ICMWP	INSULATED COMPOSITE METAL WALL PANEL
ID	INSIDE DIAMETER
IE	INVERT ELEVATION
IN	INCH(ES)
INCL	INCLUDING
INSUL	INSULATION
INT	INTERIOR
JC	JANITORS CLOSET
JST	JOIST
JT	JOINT
KD	KNOCKED DOWN
KIT	KITCHEN
KO	KNOCK OUT
KP	KICK PLATE
L	LENGTH,LONG
LAB	LABORATORY
LAM	LAMINATE
LAV	LAVATORY
LF	LINEAL FEET
LH	LEFT HAND
LL	LIVE LOAD
LLH	LONG LEG HORIZONTAL
LLV	LONG LEG VERTICAL
LP	LOW POINT
LT	LIGHT
LTWT	LIGHTWEIGHT
LVR	LOUVER
MAS	MASONRY
MAX	MAXIMUM
MATL	MATERIAL
MED	MEDIUM
MECH	MECHANICAL
MET	METAL
MEZZ	MEZZANINE
MFR	MANUFACTURER
MH	MANHOLE
MM	MILLIMETER
MIN	MINIMUM
MISC	MISCELLANOUS
MO	MASONRY OPENING
MOD	MODULAR
MOV	MOVABLE
MTD	MOUNTED
MWP	METAL WALL PANEL (SYSTEM)
N	NORTH
NA	NOT APPLICABLE
NIC	NOT IN CONTRACT
NOM	NOMINAL
NRC	NOISE REDUCTION COEFFICIENTS
NTS	NOT TO SCALE
NO	NUMBER
OA	OVERALL
OC	ON CENTER(S)
OD	OUTSIDE DIAMETER
OFF	OFFICE
OH	OVERHEAD,OPPOSITE HAND
OPG	OPENING
OPP	OPPOSITE
ORD	OVERFLOW ROOF DRAIN
P	PAINT(ED)
PAR	PARALLEL
PART	PARTITION
PART BD	PARTICLE BOARD
PC	PIECE
PCC	PRECAST CONCRETE
PCF	POUNDS PER CUBIC FOOT
PREFAB	PERFORATE(D)
PERIM	PERIMETER
PERP	PERPENDICULAR
PF	PREFABRICATED
PJ	PANEL JOINT
PL	PLASTER,PLATE,PROPERTY LINE
PLBG	PLUMBING
PLAM	PLASTIC LAMINATE
PLF	POUNDS PER LINEAL FOOT
PNL	PANEL
PO	POWER OPERATED
PR	PAIR
PSF	POUNDS PER SQUARE FOOT
PSI	POUNDS PER SQUARE INCH
PT	POINT
PTD	PAPER TOWEL DISPENSER
PTR	PAPER TOWEL RECEPTOR
PVC	POLYVINYL CHLORIDE
PVMT	PAVEMENT
PLWD	PLYWOOD
QT	QUARRY TILE
QTR	QUARTER
QTY	QUANTITY
(R)	RECESSED
R	RADIUS,RISER ROUND
RA	RETURN AIR
RB	RESILIENT BASE
RCP	REINFORCED CONCRETE PIPE, REFLECTED CEILING PLAN
RD	ROOF DRAIN
RE(F)	REFERENCE
RELO	RELOCATION
REPL	REPLACE
RES	RESILIENT
REV	REVISION(S),REVISED
RF	RIGID FIBERGLASS
RFG	ROOFING
RH	RIGHT HAND
RM	ROOM
RO	ROUGH OPENING
ROW	RIGHT OF WAY
RRF	ROLLED RUBBER FLOORING
REQ'D	REQUIRED
RWL	RAINWATER LEADER
S	SEALED, SOUTH
(S)	SURFACE MOUNTED
SC	SOLID CORE, SEALED CONCRETE
SCHED	SCHEDULE
SECT	SECTION
SD	STORM DRAIN
SDG	SIDING
SF	SQUARE FEET
SHT	SHEET
SHWR	SHOWER
SIM	SIMILAR
SL	SHEET LINOLEUM
SM	SHEET METAL
SP	SOUNDPROOF
SPECS	SPECIFICATIONS
SPKR	SPEAKER
SPL	SPECIAL
SQ	SQUARE
SS	SERVICE SINK
SST	STAINLESS STEEL
STD	STANDARD ST STEEL, STREET
STOR	STORAGE
STRUC	STRUCTURAL
SUSP	SUSPENDED
SV	SEAMLESS VINYL
SW	SWITCH
SWR	SEWER
SYM	SYMMETRY(ICAL)
T	THICKNESS, TEE
TD	TRENCH DRAIN
T&G	TONGUE AND GROOVE
TB	TACKBOARD TEL TELEPHONE
TEMP	TEMPERATURE,TEMPORARY
TERR	TERRAZZO
THK	THICK(NESS)
TO	TOP OF
TOC	TOP OF CONCRETE
TOIL	TOILET
TOP	TOP OF PARAPET
TOS	TOP OF STEEL
TOW	TOP OF WALL
TPD	TOILET PAPER DISPENSER
TV	TELEVISION
TYP	TYPICAL
U	URINAL
UG	UNDERGROUND
UL	UNDERWRITERS LABORATORY
UNF	UNFINISHED
UNO	UNLESS NOTED OTHERWISE
VB	VAPOR BARRIER
VCT	VINYL COMPOSITION TILE
VERT	VERTICAL
VNR	VENEER
VPL	VENEER PLASTER
VIF	VERIFY IN FIELD
VWC	VINYL WALL COVERING
W	WIDTH, WIDE, WEST
W/	WITH
W/O	WITHOUT
W/W	WALL TO WALL
WC	WATER CLOSET
WD	WOOD
WDW	WINDOW
WH	WALL HUNG, WATER HEATER
WI	WROUGHT IRON
WM	WIRE MESH
WP	WATERPROOFING
WR	WATER REPELLENT
WS	WEATHERSTRIP
WSCT	WAINSCOT
WT	WEIGHT
WWF	WELDED WIRE FABRIC
YD	YARD

PROJECT DIRECTORY

OWNER
NAVAJO AREA INDIAN HEALTH SERVICE
272 HIGHWAY 264
WINDOW ROCK, AZ 86515
CONTACT: ANTOINE PANTHER
PHONE: (928) 871-5823

ARCHITECT
JOHNSON SMITTHIPONG & ROSAMOND
5120 E. WILLIAMS CIR, SUITE 600
TUCSON, AZ 85711
CONTACT: DANIEL HARGREAVES
PHONE: (520) 547-7904

ELECTRICAL/MECHANICAL ENGINEER
BERNHARD TME
2990 N SWAN RD., SUITE 227
TUCSON, AZ 85712
CONTACT: JIM CRAVEN
PHONE: (520) 247-3443

CODE DATA & STANDARDS

INTERNATIONAL BUILDING CODE 2021
NFPA 72
NFPA 99
NFPA 101

INFORMATION IS PROVIDED FOR REFERENCE AND GENERAL CONFORMANCE.

Buildings & Occupancy
Buildings to be included in the scope are listed below.

OCCUPANCY I-2 (Condition 2)
2000 – Main Hospital
3001 – Main Pharmacy

OCCUPANCY B
2016 – Building F
2018 – Outpatients Clinic
3002 – Housekeeping
3003 – Behavioral Health
4010 – Currently Walk-in Clinic
5000 – Facility Management
5002 – Generator

CONSTRUCTION TYPE II-A
SEISMIC ZONE REFER TO STRUCTURAL
SPRINKLERS EXISTING INTERIOR FULLY SPRINKLERED

GENERAL ARCHITECTURAL NOTES

1. ALL DIMENSIONS GIVEN ARE TO FACE OF STUD. EXCEPTIONS AS INDICATED ON THE DOCUMENTS.
2. LARGE SCALE DETAILS AND PLANS TAKE PRECEDENCE OVER SMALL SCALE DRAWINGS.
3. CIVIL DRAWINGS FINISH FLOOR DATUM ELEVATION EQUALS ARCHITECTURAL ELEVATION OF 0'=0" FOR EACH BUILDING INDEPENDANT OF OTHER BUILDINGS.
4. COORDINATE AND VERIFY ALL DIMENSIONS, OPENINGS AND CONDITIONS WITH CIVIL, STRUCTURAL, MECHANICAL, ELECTRICAL AND ALL OTHER PERTINENT DRAWINGS AND TRADES PRIOR TO CONSTRUCTION. NOTIFY ARCHITECT OF DISCREPANCIES PRIOR TO FABRICATION AND INSTALLATION.
5. FIRE RATINGS SHALL BE MAINTAINED AT FIRE RATED PARTITIONS BY A U.L. ASSEMBLY AT GAPS AND VOIDS CREATED BY PENETRATIONS, STRUCTURAL MEMBERS AND INTERSECTIONS WITH ADJACENT SURFACES.
6. ALL WORK SHALL BE PERFORMED IN ACCORDANCE WITH APPLICABLE CODES AND REGULATIONS.

PROJECT LOCATION

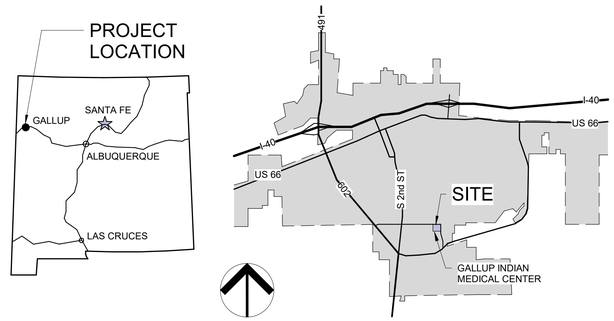

SHEET INDEX

Sht No	Sheet Name
GENERAL	
G000	COVER SHEET
G001	INFORMATION SHEET
G101	SITE PLAN
ELECTRICAL	
E001	SCHEDULES, LEGEND & GENERAL NOTES
E101	SITE PLAN - ELECTRICAL
E111.0	2000 LEVEL 0 - FIRE ALARM DEMOLITION
E111.1	2000 LEVEL 1 - FIRE ALARM DEMOLITION
E111.2	2000 LEVEL 2 - FIRE ALARM DEMOLITION
E111.3	2000 LEVEL 3 - FIRE ALARM DEMOLITION
E111.4	2000 LEVEL 4 - FIRE ALARM DEMOLITION
E111.5	2000 ROOF - FIRE ALARM DEMOLITION
E112.1	2016 LEVEL 1 - FIRE ALARM DEMOLITION
E112.2	2016 LEVEL 2 - FIRE ALARM DEMOLITION
E113.1	2018 LEVEL 1 - FIRE ALARM DEMOLITION
E113.2	2018 LEVEL 2 - FIRE ALARM DEMOLITION
E113.3	2018 LEVEL 3 - FIRE ALARM DEMOLITION
E114.1	3001 LEVEL 1 - FIRE ALARM DEMOLITION
E115.1	3002 GROUND - FIRE ALARM DEMOLITION
E116.1	3003 LEVEL 1 - FIRE ALARM DEMOLITION
E117.1	4010 LEVEL 1 - FIRE ALARM DEMOLITION
E118.1	5000 LEVEL 1 - FIRE ALARM DEMOLITION
E119.1	5002 LEVEL 1 - FIRE ALARM DEMOLITION
E141.0	2000 LEVEL 0 - FIRE ALARM
E141.1	2000 LEVEL 1 - FIRE ALARM
E141.2	2000 LEVEL 2 - FIRE ALARM
E141.3	2000 LEVEL 3 - FIRE ALARM
E141.4	2000 LEVEL 4 - FIRE ALARM
E141.5	2000 ROOF - FIRE ALARM
E142.1	2016 LEVEL 1 - FIRE ALARM
E142.2	2016 LEVEL 2 - FIRE ALARM
E143.1	2018 LEVEL 1 - FIRE ALARM
E143.2	2018 LEVEL 2 - FIRE ALARM
E143.3	2018 LEVEL 3 - FIRE ALARM
E144.1	3001 LEVEL 1 - FIRE ALARM
E145.1	3002 GROUND - FIRE ALARM
E146.1	3003 LEVEL 1 - FIRE ALARM
E147.1	4010 LEVEL 1 - FIRE ALARM
E148.1	5000 LEVEL 1 - FIRE ALARM
E149.1	5002 LEVEL 1 - FIRE ALARM

JSRa
JOHNSON SMITTHIPONG & ROSAMOND ASSOCIATES, INC.
5210 E Williams Cir • Ste 600 • Tucson, AZ 85711
(520) 547-7904 • www.jsra.com

Consultants:

REGISTERED ARCHITECT
CERTIFICATE NO. 9793
VERNON ROSAMOND
Date Signed: 12/6/24
ARIZONA, U.S.A.
EXPIRES: 03/31/2025

GIMC FIRE ALARM SYSTEM REDESIGN

516 E Nizhoni Blvd
Gallup, NM 87301

U. S. DEPARTMENT OF HEALTH AND HUMAN SERVICES
INDIAN HEALTH SERVICE
NAVAJO AREA OFFICE

No.	Date	Description

Issue Date:	12/6/24
Project No:	23-360
Scale:	12" = 1'-0"
Drawn By:	HARGREAVES
Checked By:	HARGREAVES

FINAL CD

Sheet Title:

INFORMATION SHEET

Sheet Number:

G001

Autodesk Docs://23-360 IHS IDIQ GIMC Fire Alarm v2023/23-390.06 Arch GIMC Fire Alarm Central 2023.rvt
12/20/2024 9:22:50 AM

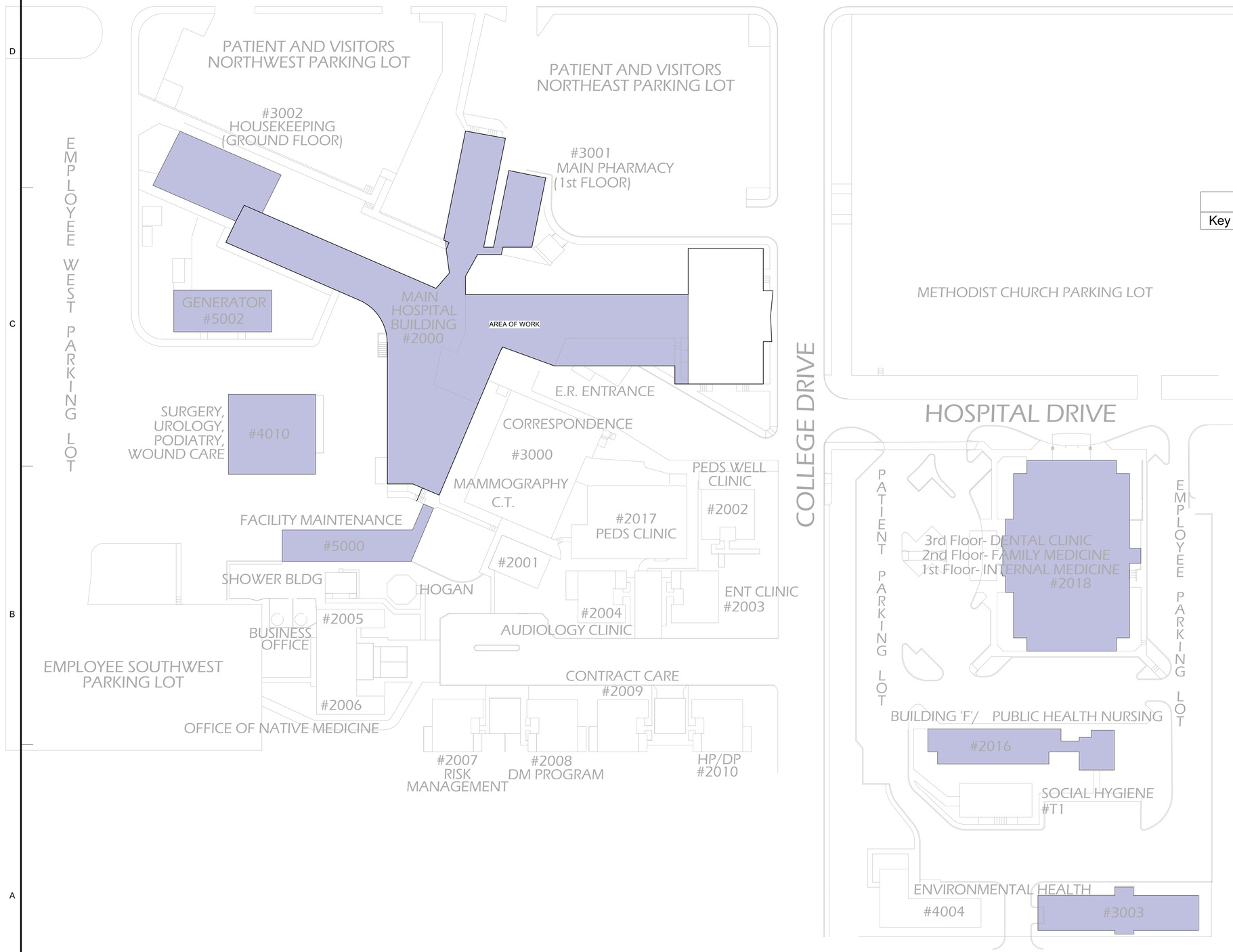

A1 Site
1" = 40'-0"

GENERAL NOTES

A	REFER TO XXX

KEYNOTES

Key #	Keynote Text

JSRa
JOHNSON SMITTHIPONG & ROSAMOND ASSOCIATES, INC.
5210 E Williams Cir • Ste 600• Tucson, AZ 85711
(520) 547-7904 • www.jsra.com

Consultants:

REGISTERED ARCHITECT
CERTIFICATE NO
9793
VERNON ROSAMOND
Date Signed: 10/4/24
ARIZONA, U.S.A.
EXPIRES: 09 / 30 / 2025

GIMC FIRE ALARM SYSTEM REDESIGN

516 E Nizhoni Blvd
Gallup, NM 87301

U. S. DEPARTMENT OF HEALTH AND HUMAN SERVICES
INDIAN HEALTH SERVICE
NAVAJO AREA OFFICE

No.	Date	Description

Issue Date:	12/6/24
Project No:	23-360
Scale:	1" = 40'-0"
Drawn By:	RODRIGUEZ
Checked By:	HARGREAVES

FINAL CD

Sheet Title:

SITE PLAN

Sheet Number:

G101

Autodesk Docs://23-360 IHS IDIQ GIMC Fire Alarm v2023/23-390 06 Arch GIMC Fire Alarm Central 2023.rvt
12/20/2024 9:22:50 AM

FIRE ALARM LEGEND

SYMBOL	DESCRIPTION	SYMBOL	DESCRIPTION
DD S R E	DUCT DETECTOR WITH REMOTE TEST SWITCH S - SUPPLY, R- RETURN, E- EXHAUST		DAF HEAT DETECTOR
DH	FIRE ALARM DOOR HOLDER	BD R & T	BEAM SMOKE DETECTOR - RECEIVER AND TRANSMITTER
S M	EMERGENCY COMMUNICATIONS SPEAKER STROBE	CO	CARBON MONOXIDE DETECTOR
	FIRE ALARM HORN - WALL MOUNTED	IR	IR FLAME DETECTOR
F	FIRE ALARM HORN/STROBE - WALL MOUNTED	UV	UV FLAME DETECTOR
	FIRE ALARM HORN - CEILING MOUNTED	UV/IR	UV/IR FLAME DETECTOR
F	FIRE ALARM HORN/STROBE - CEILING MOUNTED	SD MC	MULTI CRITERIA SMOKE DETECTOR
	FIRE ALARM MANUAL PULL	SD EP	EXPLOSION PROOF SMOKE DETECTOR
ACR	FIRE ALARM ADDRESSABLE CONTROL RELAY	SD I	IONIZATION SMOKE DETECTOR
AIM	FIRE ALARM ADDRESSABLE INPUT MODULE	SD P	PHOTOELECTRIC SMOKE DETECTOR
AOM	FIRE ALARM ADDRESSABLE OUTPUT MODULE	SD RB	RELAY BASE SMOKE DETECTOR
FS	FLOW SWITCH	SD SB	SOUNDER BASE SMOKE DETECTOR
LPS	LOW PRESSURE ALARM SWITCH	ARC	AREA OF RESCUE CONTROL PANEL
PS	PRESSURE SWITCH	FAAP	FIRE ALARM ANNUNCIATOR PANEL
TS	TAMPER SWITCH	FACP	FIRE ALARM CONTROL PANEL
R	REMOTE INDICATOR LIGHT	FATP	FIRE ALARM TRANSMITTER PANEL
R_T	REMOTE INDICATOR LIGHT WITH TEST SWITCH	FAJB	FIRE ALARM JUNCTION BOX
S	FIRE ALARM SPEAKER/STROBE - CEILING MOUNT	FCC	FIRE COMMAND CENTER PANEL
S	FIRE ALARM SPEAKER - CEILING MOUNT	LOC	LOCAL OPERATION CONTROL PANEL
S	FIRE ALARM SPEAKER - WALL MOUNT	NAC	NOTIFICATION ALARM CIRCUIT PANEL
S	FIRE ALARM SPEAKER/STROBE - WALL MOUNT	SCCC	SMOKE CONTROL COMMAND CENTER
F	FIRE ALARM STROBE - CEILING MOUNT	VESDA	ASPIRATING SMOKE DETECTION CONTROL PANEL
F	FIRE ALARM STROBE - WALL MOUNT	EVAC	VOICE EVACUATION PANEL
C	FIRE ALARM CHIME/STROBE - CEILING MOUNT	HD FT/135	FIXED TEMPERATURE 135°F HEAT DETECTOR
C	FIRE ALARM CHIME - WALL MOUNT	HD FT/200	FIXED TEMPERATURE 200°F HEAT DETECTOR
C	FIRE ALARM CHIME/STROBE - WALL MOUNT	HD RR/135	RATE OF RISE/135°F HEAT DETECTOR
		HD RR/200	RATE OF RISE/200°F HEAT DETECTOR

JSRa

JOHNSON SMITTHIPONG & ROSAMOND ASSOCIATES, INC.

5210 E Williams Cir ◦ Ste 600 ◦ Tucson, AZ 85711
(520) 547-7904 ◦ www.jsra.com

Consultants:

Bernhard

Bernhard TME, LLC ▪ Engineering Division

2990 N. Swan Road
Suite 227
Tucson, Arizona 85712
Phone: (520) 323-2381
tme@bernhardtme.com

JACOB S. CUARA
NEW MEXICO
24382
REGISTERED PROFESSIONAL ENGINEER
12/6/2024

GIMC FIRE ALARM SYSTEM REDESIGN

516 E Nizhoni Blvd
Gallup, NM 87301

U. S. DEPARTMENT OF HEALTH AND HUMAN SERVICES
INDIAN HEALTH SERVICE
NAVAJO AREA OFFICE

No.	Date	Description

Issue Date:	12/6/24
Project No:	23-360
Scale:	1/8" = 1'-0"
Drawn By:	ARIVERA
Checked By:	JCRAVEN

FINAL CD

Sheet Title:

SCHEDULES, LEGENDS AND GENERAL NOTES - ELECTRICAL

Sheet Number:

E001

Autodesk Docs://23-360 IHS IDIQ GIMC Fire Alarm v2023/23-390 12 Elec GIMC Fire Alarm Central 2023.rvt
12/5/2024 3:46:13 PM

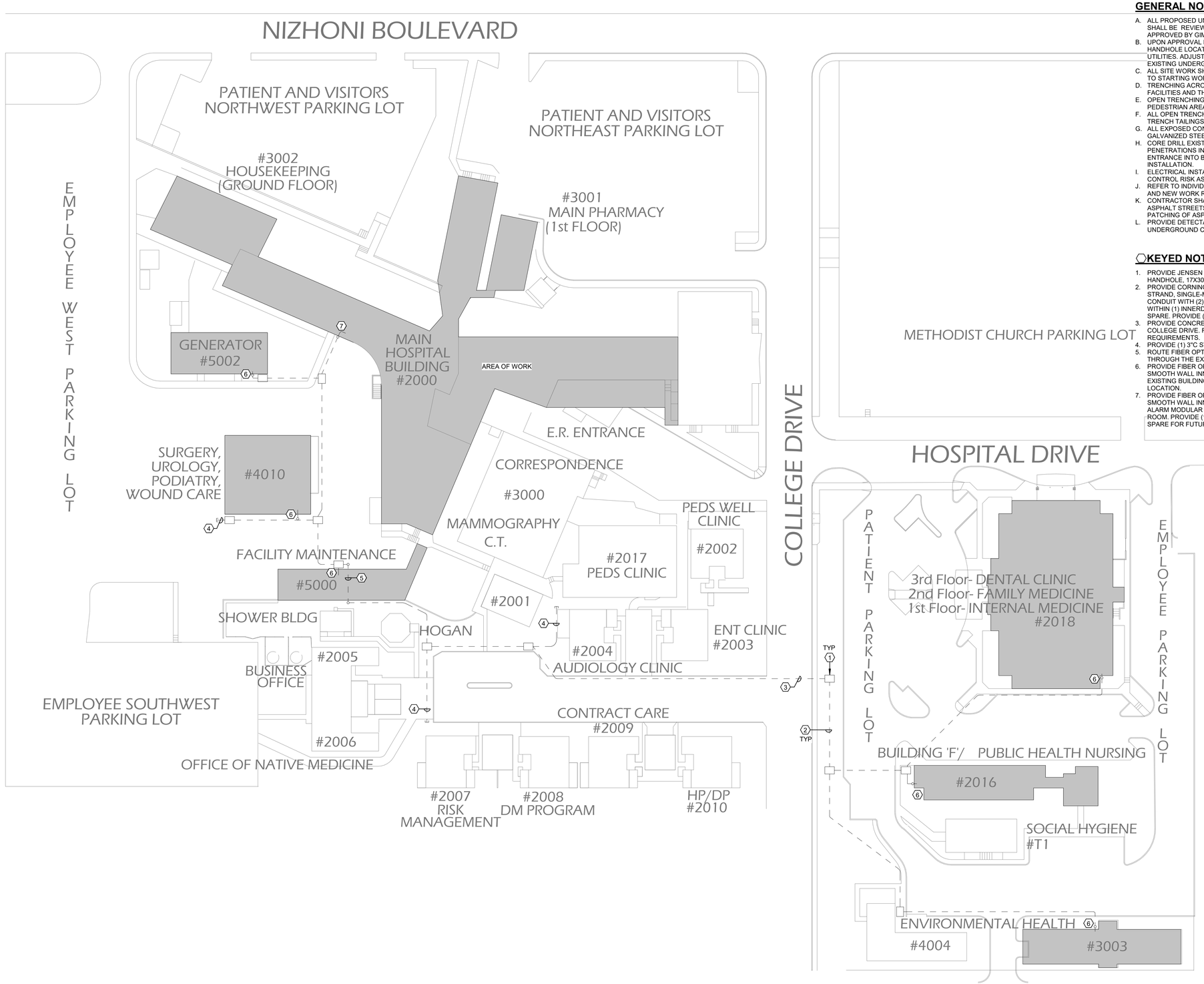

A1 SITE PLAN - ELECTRICAL
1" = 40'-0"

GENERAL NOTES:

A. ALL PROPOSED UNDERGROUND CONDUIT ROUTINGS AND HANDHOLE LOCATIONS SHALL BE REVIEWED WITH GIMC FACILITIES PRIOR TO STARTING ANY WORK AND APPROVED BY GIMC FACILITIES.
B. UPON APPROVAL BY GIMC FACILITIES THE UNDERGROUND CONDUIT ROUTINGS AND HANDHOLE LOCATIONS SHALL CALL 811 TO LOCATE EXISTING UNDERGROUND UTILITIES. ADJUST NEW UNDERGROUND CONDUITS AND HANDHOLES TO AVOID EXISTING UNDERGROUND UTILITIES.
C. ALL SITE WORK SHALL BE COORDINATED WITH GIMC FACILITIES THIRTY DAYS PRIOR TO STARTING WORK.
D. TRENCHING ACROSS COLLEGE DRIVE SHALL BE COORDINATED WITH GIMC FACILITIES AND THE CITY OF GALLUP, NM.
E. OPEN TRENCHING ACROSS STREETS AND WITHIN DRIVES, PARKING LOTS AND PEDESTRIAN AREAS SHALL BE STEEL PLATED WHEN WORK IS NOT IN PROGRESS.
F. ALL OPEN TRENCHES NOT DEFINED WITHIN GENERAL NOTE E ABOVE AND ALL TRENCH TAILINGS SHALL BE BARRICADED OFF UTILIZING ORANGE SAFETY FENCING.
G. ALL EXPOSED CONDUIT ON EXTERIOR OF THE EXISTING BUILDINGS SHALL BE RIGID GALVANIZED STEEL (RGS) AND PAINTED TO MATCH BUILDING EXTERIOR.
H. CORE DRILL EXISTING BUILDING EXTERIOR WALLS FOR NEW FIRE ALARM CONDUIT PENETRATIONS INTO BUILDINGS. UTILIZE MOGUL LB CONDUIT FITTING AT EXTERIOR ENTRANCE INTO BUILDINGS. SEAL CONDUIT CORE UPON COMPLETION OF CONDUIT INSTALLATION.
I. ELECTRICAL INSTALLATION SHALL COMPLY WITH CURRENT GIMC INFECTIOUS CONTROL RISK ASSESSMENT (ICRA) STANDARDS AND REQUIREMENTS.
J. REFER TO INDIVIDUAL RESPECTIVE BUILDING FIRE ALARM PLANS FOR DEMOLITION AND NEW WORK REQUIREMENTS.
K. CONTRACTOR SHALL BE RESPONSIBLE FOR ALL SAW CUTTING OF EXISTING ASPHALT STREETS, DRIVEWAYS AND PARKING LOTS FOR NEW TRENCHING AND PATCHING OF ASPHALTS OF IMPACTED AREAS.
L. PROVIDE DETECTABLE WARNING TAPE ABOVE ALL NEW FIBER OPTIC CABLING UNDERGROUND CONDUITS.

⬡ KEYED NOTES:

1. PROVIDE JENSEN OR APPROVED EQUAL HPC 1730-18 POLYMER CONCRETE HANDHOLE, 17X30X18DP WITH POLYMER COVER, TRAFFIC RATED.
2. PROVIDE CORNING OR APPROVED EQUAL FREEDOM ONE TIGHT - BUFFERED 6 STRAND, SINGLE-MODE OS2 FIBER OPTIC CABLE. PROVIDE (2) 3" UNDERGROUND CONDUIT WITH (2) 1" CORRUGATED INNERDUCTS. INSTALL FIBER OPTIC CABLE WITHIN (1) INNERDUCT. REMAINING INNERDUCT WITH PULL ROPE SHALL REMAIN AS SPARE. PROVIDE (1) 3"C SPARE WITH PULL ROPE.
3. PROVIDE CONCRETE ENCASEMENT FOR FIBER OPTIC CABLE CONDUIT CROSSING COLLEGE DRIVE. REFER TO GENERAL NOTES FOR ADDITIONAL DETAILS AND REQUIREMENTS.
4. PROVIDE (1) 3"C STUBBED OUT AND CAPPED FOR FUTURE UTILIZATION.
5. ROUTE FIBER OPTIC CABLING IN 3"C WITH SPARE 3"C WITH PULL ROPE OVERHEAD THROUGH THE EXISTING BUILDING 5000 FACILITY MAINTENANCE.
6. PROVIDE FIBER OPTIC CABLING AS NOTED IN KEYED NOTE 2 ABOVE WITHIN 1/2" SMOOTH WALL INNERDUCT IN 1"C. TO NEW FIRE ALARM CONTROL PANEL WITHIN EXISTING BUILDING. REFER TO RESPECTIVE BUILDING FIRE ALARM PLANS FOR LOCATION.
7. PROVIDE FIBER OPTIC CABLING AS NOTED IN KEYED NOTE 2 ABOVE WITHIN 1/2" SMOOTH WALL INNERDUCT IN 1"C TO THE NEW BUILDING 2000 MAIN HOSPITAL FIRE ALARM MODULAR FIRE CONTROL PANEL LOCATED WITHIN THE BOILER CONTROL ROOM. PROVIDE (1) 1"C WITH 1/2" SMOOTH WALL INNERDUCT WITH PULL ROPE AS SPARE FOR FUTURE UTILIZATION.

JSRa
JOHNSON SMITTHIPONG & ROSAMOND ASSOCIATES, INC.
5210 E Williams Cir • Ste 600• Tucson, AZ 85711
(520) 547-7904 • www.jsra.com

Consultants:

Bernhard
Bernhard TME, LLC ▪ Engineering Division
2990 N. Swan Road
Suite 227
Tucson, Arizona 85712
Phone: (520) 323-2381
tme@bernhardtme.com

JACOB S. CLARK NEW MEXICO 24382 REGISTERED PROFESSIONAL ENGINEER 12/6/2024

GIMC FIRE ALARM SYSTEM REDESIGN

516 E Nizhoni Blvd
Gallup, NM 87301

U. S. DEPARTMENT OF HEALTH AND HUMAN SERVICES
INDIAN HEALTH SERVICE
NAVAJO AREA OFFICE

No.	Date	Description

Issue Date:	12/6/24
Project No:	23-360
Scale:	1" = 40'-0"
Drawn By:	ARIVERA
Checked By:	JCRAVEN

FINAL CD

Sheet Title:
SITE PLAN - ELECTRICAL

Sheet Number:
E101

Autodesk Docs://23-360 IHS IDIQ GIMC Fire Alarm v2023/23-390 12 Elec GIMC Fire Alarm Central 2023.rvt
12/5/2024 3:46:13 PM

GENERAL DEMOLITION NOTES:

A. THE NEW FIRE ALARM SYSTEM MUST BE COMPLETELY INSTALLED, COMMUNICATING WITH THE FIRE CONTROL PANEL, REMOTE DISPLAYS AND THIRD PARTY MONITORING COMPANY TESTED, ACCEPTED AND SIGNED OFF BY THE AHJ (IHS) AND THE LOCAL STATE FIRE MARSHALL PRIOR TO THE START OF ANY DEMOLITION WITHIN ANY BUILDING.
B. ALL DEMOLITION WORK SHALL BE COORDINATED AND SCHEDULED WITH GIMC FACILITIES THIRTY DAYS IN ADVANCE PRIOR TO STARTING ANY AND ALL DEMOLITION WORK. DO NOT PROCEED WITH DEMOLITION WORK WITHOUT WRITTEN PERMISSION FROM GIMC FACILITIES. ALL DEMOLITION WORK SHALL COMPLY WITH GIMC INFECTION CONTROL RISK ASSESSMENT (IRCA) STANDARDS.
C. UPON COMPLIANCE WITH NOTE "A" ABOVE, REMOVE ALL EXISTING FIRE ALARM SYSTEM CONTROL PANELS, POWER SUPPLIES, REMOTE ANNUNCIATOR PANELS, INITIATING AND NOTIFICATION DEVICES. ALL REMOVED FIRE ALARM SYSTEM COMPONENTS SHALL BE REMOVED FROM SITE AND DISPOSED OF PROPERLY. DEMOLITION SHALL BE CONDUCTED FLOOR-BY-FLOOR.
D. REMOVE ALL EXISTING FIRE ALARM SYSTEM WIRING.
E. REMOVE ALL ACCESSIBLE EXISTING FIRE ALARM SYSTEM JUNCTION BOXES AND CONDUITS. JUNCTION BOXES WITHIN EXISTING SHEETROCK WALLS AND CEILINGS SHALL BE REMOVED AND EXISTING CONDUITS ABANDONED IN PLACE WITHIN EXISTING WALLS. PATCH SHEETROCK WALL IN REMOVED JUNCTION BOX LOCATIONS AND PAINT WALLS TO MATCH EXISTING PAINTED FINISH.
F. REPLACE ANY CEILING TILES AND GRID COMPONENTS DAMAGED DURING DEMOLITION. REPLACE CEILING TILES IN LOCATIONS WHERE EXISTING FIRE ALARM SYSTEM DEVICES HAVE BEEN REMOVED. ALL REPLACED CEILING TILES AND GRID COMPONENTS SHALL MATCH EXISTING.
G. IN LOCATIONS WHERE SURFACE MOUNTED REMOTE ANNUNCIATOR HAVE BEEN REMOVED REMOVE JUNCTION BOX. ASSOCIATED FIRE ALARM SYSTEM WIRING AND ABANDON CONDUIT IN EXISTING WALL. PATCH SHEETROCK WALL IN REMOVED JUNCTION BOX LOCATIONS AND PAINT WALL TO MATCH EXISTING PAINTED FINISH.
H. DURING DEMOLITION ALL CEILING TILES WETHER REMOVED FOR ACCESS OF DEMOLITION OR MATCHING NEW CEILING TILE DUE TO DAMAGE DURING DEMOLITION ACCESS OR REMOVAL OF EXISTING FIRE ALARM DEVICE WITHIN AN EXISTING CEILING TILE, ALL CEILING TILES WETHER UNDAMAGED OR NEW TILES SHALL BE PLACED BACK INTO CEILING GRID AT THE END OF EACH WORK DAY AND WHEN NO WORK IS PRESENTLY TAKING PLACE. ACCESSIBLE CEILING LEFT OPEN WILL NOT BE ACCEPTABLE.
I. REMOVE EXISTING FIRE ALARM COMPONENTS WITHIN 1 NORTH BASEMENT ROOM.

⬡DEMOLITION KEYED NOTES:

1. EXISTING FIRE ALARM TERMINAL BOX/POWER SUPPLY FOR DAMPERS.

A1 2000 LEVEL 0 - FIRE ALARM DEMOLITION
1" = 20'-0"

JSRa
JOHNSON SMITTHIPONG & ROSAMOND ASSOCIATES, INC.
5210 E Williams Cir • Ste 600 • Tucson, AZ 85711
(520) 547-7904 • www.jsra.com

Consultants:

Bernhard
Bernhard TME, LLC ▪ Engineering Division
2990 N. Swan Road
Suite 227
Tucson, Arizona 85712
Phone: (520) 323-2381
tme@bernhardtme.com

JACOB S. CLARK NEW MEXICO 24382 REGISTERED PROFESSIONAL ENGINEER 12/6/2024

GIMC FIRE ALARM SYSTEM REDESIGN

516 E Nizhoni Blvd
Gallup, NM 87301

U. S. DEPARTMENT OF HEALTH AND HUMAN SERVICES
INDIAN HEALTH SERVICE
NAVAJO AREA OFFICE

No.	Date	Description

Issue Date:	12/6/24
Project No:	23-360
Scale:	1" = 20'-0"
Drawn By:	ARIVERA
Checked By:	JCRAVEN

FINAL CD

Sheet Title:

2000 LEVEL 0 - FIRE ALARM DEMOLITION

Sheet Number:

E111.0

Autodesk Docs://23-360 IHS IDIQ GIMC Fire Alarm v2023/23-360 12 Elec GIMC Fire Alarm Central 2023.rvt
12/5/2024 3:46:13 PM

GENERAL DEMOLITION NOTES:

A. THE NEW FIRE ALARM SYSTEM MUST BE COMPLETELY INSTALLED, COMMUNICATING WITH THE FIRE CONTROL PANEL, REMOTE DISPLAYS AND THIRD PARTY MONITORING COMPANY TESTED, ACCEPTED AND SIGNED OFF BY THE AHJ (IHS) AND THE LOCAL STATE FIRE MARSHALL PRIOR TO THE START OF ANY DEMOLITION WITHIN ANY BUILDING.
B. ALL DEMOLITION WORK SHALL BE COORDINATED AND SCHEDULED WITH GIMC FACILITIES THIRTY DAYS IN ADVANCE PRIOR TO STARTING ANY AND ALL DEMOLITION WORK. DO NOT PROCEED WITH DEMOLITION WORK WITHOUT WRITTEN PERMISSION FROM GIMC FACILITIES. ALL DEMOLITION WORK SHALL COMPLY WITH GIMC INFECTION CONTROL RISK ASSESSMENT (IRCA) STANDARDS.
C. UPON COMPLIANCE WITH NOTE "A" ABOVE, REMOVE ALL EXISTING FIRE ALARM SYSTEM CONTROL PANELS, POWER SUPPLIES, REMOTE ANNUNCIATOR PANELS, INITIATING AND NOTIFICATION DEVICES. ALL REMOVED FIRE ALARM SYSTEM COMPONENTS SHALL BE REMOVED FROM SITE AND DISPOSED OF PROPERLY. DEMOLITION SHALL BE CONDUCTED FLOOR-BY-FLOOR.
D. REMOVE ALL EXISTING FIRE ALARM SYSTEM WIRING.
E. REMOVE ALL ACCESSIBLE EXISTING FIRE ALARM SYSTEM JUNCTION BOXES AND CONDUITS. JUNCTION BOXES WITHIN EXISTING SHEETROCK WALLS AND CEILINGS SHALL BE REMOVED AND EXISTING CONDUITS ABANDONED IN PLACE WITHIN EXISTING WALLS. PATCH SHEETROCK WALL IN REMOVED JUNCTION BOX LOCATIONS AND PAINT WALLS TO MATCH EXISTING PAINTED FINISH.
F. REPLACE ANY CEILING TILES AND GRID COMPONENTS DAMAGED DURING DEMOLITION. REPLACE CEILING TILES IN LOCATIONS WHERE EXISTING FIRE ALARM SYSTEM DEVICES HAVE BEEN REMOVED. ALL REPLACED CEILING TILES AND GRID COMPONENTS SHALL MATCH EXISTING.
G. IN LOCATIONS WHERE SURFACE MOUNTED REMOTE ANNUNCIATOR HAVE BEEN REMOVED REMOVE JUNCTION BOX. ASSOCIATED FIRE ALARM SYSTEM WIRING AND ABANDON CONDUIT IN EXISTING WALL. PATCH SHEETROCK WALL IN REMOVED JUNCTION BOX LOCATIONS AND PAINT WALL TO MATCH EXISTING PAINTED FINISH.
H. DURING DEMOLITION ALL CEILING TILES WETHER REMOVED FOR ACCESS OF DEMOLITION OR MATCHING NEW CEILING TILE DUE TO DAMAGE DURING DEMOLITION ACCESS OR REMOVAL OF EXISTING FIRE ALARM DEVICE WITHIN AN EXISTING CEILING TILE, ALL CEILING TILES WETHER UNDAMAGED OR NEW TILES SHALL BE PLACED BACK INTO CEILING GRID AT THE END OF EACH WORK DAY AND WHEN NO WORK IS PRESENTLY TAKING PLACE. ACCESSIBLE CEILING LEFT OPEN WILL NOT BE ACCEPTABLE.

A1 2000 LEVEL 1 - FIRE ALARM DEMOLITION
1" = 20'-0"

JSRa
JOHNSON SMITTHIPONG & ROSAMOND ASSOCIATES, INC.
5210 E Williams Cir ◦ Ste 600 ◦ Tucson, AZ 85711
(520) 547-7904 ◦ www.jsra.com

Consultants:

Bernhard
Bernhard TME, LLC ▪ Engineering Division
2990 N. Swan Road
Suite 227
Tucson, Arizona 85712
Phone: (520) 323-2381
tme@bernhardtme.com

JACOB S. CLARK NEW MEXICO 15382 REGISTERED PROFESSIONAL ENGINEER 12/6/2024

GIMC FIRE ALARM SYSTEM REDESIGN

516 E Nizhoni Blvd
Gallup, NM 87301

U. S. DEPARTMENT OF HEALTH AND HUMAN SERVICES
INDIAN HEALTH SERVICE
NAVAJO AREA OFFICE

No.	Date	Description

Issue Date:	12/6/24
Project No:	23-360
Scale:	1" = 20'-0"
Drawn By:	ARIVERA
Checked By:	JCRAVEN

FINAL CD

Sheet Title:

2000 LEVEL 1 - FIRE ALARM DEMOLITION

Sheet Number:

E111.1

Autodesk Docs://23-360 IHS IDIQ GIMC Fire Alarm v2023/23-360 12 Elec GIMC Fire Alarm Central 2023.rvt
12/5/2024 3:46:15 PM

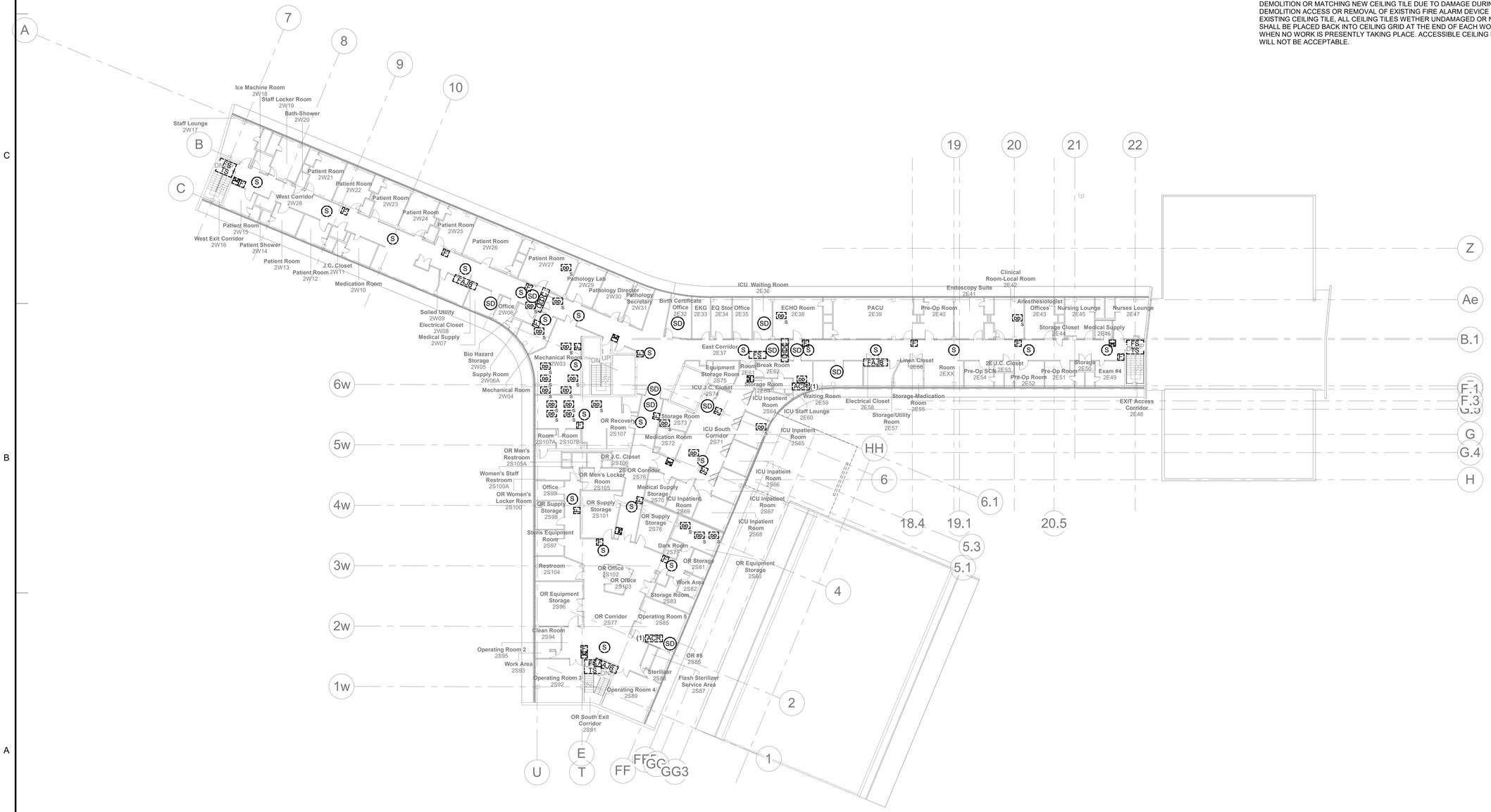

GENERAL DEMOLITION NOTES:

A. THE NEW FIRE ALARM SYSTEM MUST BE COMPLETELY INSTALLED, COMMUNICATING WITH THE FIRE CONTROL PANEL, REMOTE DISPLAYS AND THIRD PARTY MONITORING COMPANY TESTED, ACCEPTED AND SIGNED OFF BY THE AHJ (IHS) AND THE LOCAL STATE FIRE MARSHALL PRIOR TO THE START OF ANY DEMOLITION WITHIN ANY BUILDING.

B. ALL DEMOLITION WORK SHALL BE COORDINATED AND SCHEDULED WITH GIMC FACILITIES THIRTY DAYS IN ADVANCE PRIOR TO STARTING ANY AND ALL DEMOLITION WORK. DO NOT PROCEED WITH DEMOLITION WORK WITHOUT WRITTEN PERMISSION FROM GIMC FACILITIES. ALL DEMOLITION WORK SHALL COMPLY WITH GIMC INFECTION CONTROL RISK ASSESSMENT (IRCA) STANDARDS.

C. UPON COMPLIANCE WITH NOTE "A" ABOVE, REMOVE ALL EXISTING FIRE ALARM SYSTEM CONTROL PANELS, POWER SUPPLIES, REMOTE ANNUNCIATOR PANELS, INITIATING AND NOTIFICATION DEVICES. ALL REMOVED FIRE ALARM SYSTEM COMPONENTS SHALL BE REMOVED FROM SITE AND DISPOSED OF PROPERLY. DEMOLITION SHALL BE CONDUCTED FLOOR-BY-FLOOR.

D. REMOVE ALL EXISTING FIRE ALARM SYSTEM WIRING.

E. REMOVE ALL ACCESSIBLE EXISTING FIRE ALARM SYSTEM JUNCTION BOXES AND CONDUITS. JUNCTION BOXES WITHIN EXISTING SHEETROCK WALLS AND CEILINGS SHALL BE REMOVED AND EXISTING CONDUITS ABANDONED IN PLACE WITHIN EXISTING WALLS. PATCH SHEETROCK WALL IN REMOVED JUNCTION BOX LOCATIONS AND PAINT WALLS TO MATCH EXISTING PAINTED FINISH.

F. REPLACE ANY CEILING TILES AND GRID COMPONENTS DAMAGED DURING DEMOLITION. REPLACE CEILING TILES IN LOCATIONS WHERE EXISTING FIRE ALARM SYSTEM DEVICES HAVE BEEN REMOVED. ALL REPLACED CEILING TILES AND GRID COMPONENTS SHALL MATCH EXISTING.

G. IN LOCATIONS WHERE SURFACE MOUNTED REMOTE ANNUNCIATOR HAVE BEEN REMOVED REMOVE JUNCTION BOX. ASSOCIATED FIRE ALARM SYSTEM WIRING AND ABANDON CONDUIT IN EXISTING WALL. PATCH SHEETROCK WALL IN REMOVED JUNCTION BOX LOCATIONS AND PAINT WALL TO MATCH EXISTING PAINTED FINISH.

H. DURING DEMOLITION ALL CEILING TILES WETHER REMOVED FOR ACCESS OF DEMOLITION OR MATCHING NEW CEILING TILE DUE TO DAMAGE DURING DEMOLITION ACCESS OR REMOVAL OF EXISTING FIRE ALARM DEVICE WITHIN AN EXISTING CEILING TILE, ALL CEILING TILES WETHER UNDAMAGED OR NEW TILES SHALL BE PLACED BACK INTO CEILING GRID AT THE END OF EACH WORK DAY AND WHEN NO WORK IS PRESENTLY TAKING PLACE. ACCESSIBLE CEILING LEFT OPEN WILL NOT BE ACCEPTABLE.

A1 2000 LEVEL 2 - FIRE ALARM DEMOLITION
1" = 20'-0"

JSRa
JOHNSON SMITTHIPONG & ROSAMOND ASSOCIATES, INC.
5210 E Williams Cir • Ste 600 • Tucson, AZ 85711
(520) 547-7904 • www.jsra.com

Consultants:

Bernhard
Bernhard TME, LLC ■ Engineering Division
2990 N. Swan Road
Suite 227
Tucson, Arizona 85712
Phone: (520) 323-2381
tme@bernhardtme.com

JACOB S. CLARK
NEW MEXICO
24382
REGISTERED PROFESSIONAL ENGINEER
12/6/2024

GIMC FIRE ALARM SYSTEM REDESIGN

516 E Nizhoni Blvd
Gallup, NM 87301

U. S. DEPARTMENT OF HEALTH AND HUMAN SERVICES
INDIAN HEALTH SERVICE
NAVAJO AREA OFFICE

No.	Date	Description

Issue Date:	12/6/24
Project No:	23-360
Scale:	1" = 20'-0"
Drawn By:	ARIVERA
Checked By:	JCRAVEN

FINAL CD

Sheet Title:

2000 LEVEL 2 - FIRE ALARM DEMOLITION

Sheet Number:

E111.2

Autodesk Docs://23-360 IHS IDIQ GIMC Fire Alarm v2023/23-390 12 Elec GIMC Fire Alarm Central 2023.rvt
12/5/2024 3:46:17 PM

GENERAL DEMOLITION NOTES:

A. THE NEW FIRE ALARM SYSTEM MUST BE COMPLETELY INSTALLED, COMMUNICATING WITH THE FIRE CONTROL PANEL, REMOTE DISPLAYS AND THIRD PARTY MONITORING COMPANY TESTED, ACCEPTED AND SIGNED OFF BY THE AHJ (IHS) AND THE LOCAL STATE FIRE MARSHALL PRIOR TO THE START OF ANY DEMOLITION WITHIN ANY BUILDING.
B. ALL DEMOLITION WORK SHALL BE COORDINATED AND SCHEDULED WITH GIMC FACILITIES THIRTY DAYS IN ADVANCE PRIOR TO STARTING ANY AND ALL DEMOLITION WORK. DO NOT PROCEED WITH DEMOLITION WORK WITHOUT WRITTEN PERMISSION FROM GIMC FACILITIES. ALL DEMOLITION WORK SHALL COMPLY WITH GIMC INFECTION CONTROL RISK ASSESSMENT (IRCA) STANDARDS.
C. UPON COMPLIANCE WITH NOTE "A" ABOVE, REMOVE ALL EXISTING FIRE ALARM SYSTEM CONTROL PANELS, POWER SUPPLIES, REMOTE ANNUNCIATOR PANELS, INITIATING AND NOTIFICATION DEVICES. ALL REMOVED FIRE ALARM SYSTEM COMPONENTS SHALL BE REMOVED FROM SITE AND DISPOSED OF PROPERLY. DEMOLITION SHALL BE CONDUCTED FLOOR-BY-FLOOR.
D. REMOVE ALL EXISTING FIRE ALARM SYSTEM WIRING.
E. REMOVE ALL ACCESSIBLE EXISTING FIRE ALARM SYSTEM JUNCTION BOXES AND CONDUITS. JUNCTION BOXES WITHIN EXISTING SHEETROCK WALLS AND CEILINGS SHALL BE REMOVED AND EXISTING CONDUITS ABANDONED IN PLACE WITHIN EXISTING WALLS. PATCH SHEETROCK WALL IN REMOVED JUNCTION BOX LOCATIONS AND PAINT WALLS TO MATCH EXISTING PAINTED FINISH.
F. REPLACE ANY CEILING TILES AND GRID COMPONENTS DAMAGED DURING DEMOLITION. REPLACE CEILING TILES IN LOCATIONS WHERE EXISTING FIRE ALARM SYSTEM DEVICES HAVE BEEN REMOVED. ALL REPLACED CEILING TILES AND GRID COMPONENTS SHALL MATCH EXISTING.
G. IN LOCATIONS WHERE SURFACE MOUNTED REMOTE ANNUNCIATOR HAVE BEEN REMOVED REMOVE JUNCTION BOX. ASSOCIATED FIRE ALARM SYSTEM WIRING AND ABANDON CONDUIT IN EXISTING WALL. PATCH SHEETROCK WALL IN REMOVED JUNCTION BOX LOCATIONS AND PAINT WALL TO MATCH EXISTING PAINTED FINISH.
H. DURING DEMOLITION ALL CEILING TILES WETHER REMOVED FOR ACCESS OF DEMOLITION OR MATCHING NEW CEILING TILE DUE TO DAMAGE DURING DEMOLITION ACCESS OR REMOVAL OF EXISTING FIRE ALARM DEVICE WITHIN AN EXISTING CEILING TILE, ALL CEILING TILES WETHER UNDAMAGED OR NEW TILES SHALL BE PLACED BACK INTO CEILING GRID AT THE END OF EACH WORK DAY AND WHEN NO WORK IS PRESENTLY TAKING PLACE. ACCESSIBLE CEILING LEFT OPEN WILL NOT BE ACCEPTABLE.

A1 2000 LEVEL 3 - FIRE ALARM DEMOLITION
1" = 20'-0"

JSRa
JOHNSON SMITTHIPONG & ROSAMOND ASSOCIATES, INC.
5210 E Williams Cir • Ste 600 • Tucson, AZ 85711
(520) 547-7904 • www.jsra.com

Consultants:

Bernhard
Bernhard TME, LLC ▪ Engineering Division
2990 N. Swan Road
Suite 227
Tucson, Arizona 85712
Phone: (520) 323-2381
tme@bernhardtme.com

JACOB S. CLARK NEW MEXICO 24382 REGISTERED PROFESSIONAL ENGINEER 12/6/2024

GIMC FIRE ALARM SYSTEM REDESIGN

516 E Nizhoni Blvd
Gallup, NM 87301

U. S. DEPARTMENT OF HEALTH AND HUMAN SERVICES
INDIAN HEALTH SERVICE
NAVAJO AREA OFFICE

No.	Date	Description

Issue Date:	12/6/24
Project No:	23-360
Scale:	1" = 20'-0"
Drawn By:	ARIVERA
Checked By:	JCRAVEN

FINAL CD

Sheet Title:

2000 LEVEL 3 - FIRE ALARM DEMOLITION

Sheet Number:

E111.3

Autodesk Docs://23-360 IHS IDIQ GIMC Fire Alarm v2023/23-390 12 Elec GIMC Fire Alarm Central 2023.rvt
12/5/2024 3:46:17 PM

GENERAL DEMOLITION NOTES:

A. THE NEW FIRE ALARM SYSTEM MUST BE COMPLETELY INSTALLED, COMMUNICATING WITH THE FIRE CONTROL PANEL, REMOTE DISPLAYS AND THIRD PARTY MONITORING COMPANY TESTED, ACCEPTED AND SIGNED OFF BY THE AHJ (IHS) AND THE LOCAL STATE FIRE MARSHALL PRIOR TO THE START OF ANY DEMOLITION WITHIN ANY BUILDING.
B. ALL DEMOLITION WORK SHALL BE COORDINATED AND SCHEDULED WITH GIMC FACILITIES THIRTY DAYS IN ADVANCE PRIOR TO STARTING ANY AND ALL DEMOLITION WORK. DO NOT PROCEED WITH DEMOLITION WORK WITHOUT WRITTEN PERMISSION FROM GIMC FACILITIES. ALL DEMOLITION WORK SHALL COMPLY WITH GIMC INFECTION CONTROL RISK ASSESSMENT (IRCA) STANDARDS.
C. UPON COMPLIANCE WITH NOTE "A" ABOVE, REMOVE ALL EXISTING FIRE ALARM SYSTEM CONTROL PANELS, POWER SUPPLIES, REMOTE ANNUNCIATOR PANELS, INITIATING AND NOTIFICATION DEVICES. ALL REMOVED FIRE ALARM SYSTEM COMPONENTS SHALL BE REMOVED FROM SITE AND DISPOSED OF PROPERLY. DEMOLITION SHALL BE CONDUCTED FLOOR-BY-FLOOR.
D. REMOVE ALL EXISTING FIRE ALARM SYSTEM WIRING.
E. REMOVE ALL ACCESSIBLE EXISTING FIRE ALARM SYSTEM JUNCTION BOXES AND CONDUITS. JUNCTION BOXES WITHIN EXISTING SHEETROCK WALLS AND CEILINGS SHALL BE REMOVED AND EXISTING CONDUITS ABANDONED IN PLACE WITHIN EXISTING WALLS. PATCH SHEETROCK WALL IN REMOVED JUNCTION BOX LOCATIONS AND PAINT WALLS TO MATCH EXISTING PAINTED FINISH.
F. REPLACE ANY CEILING TILES AND GRID COMPONENTS DAMAGED DURING DEMOLITION. REPLACE CEILING TILES IN LOCATIONS WHERE EXISTING FIRE ALARM SYSTEM DEVICES HAVE BEEN REMOVED. ALL REPLACED CEILING TILES AND GRID COMPONENTS SHALL MATCH EXISTING.
G. IN LOCATIONS WHERE SURFACE MOUNTED REMOTE ANNUNCIATOR HAVE BEEN REMOVED REMOVE JUNCTION BOX. ASSOCIATED FIRE ALARM SYSTEM WIRING AND ABANDON CONDUIT IN EXISTING WALL. PATCH SHEETROCK WALL IN REMOVED JUNCTION BOX LOCATIONS AND PAINT WALL TO MATCH EXISTING PAINTED FINISH.
H. DURING DEMOLITION ALL CEILING TILES WETHER REMOVED FOR ACCESS OF DEMOLITION OR MATCHING NEW CEILING TILE DUE TO DAMAGE DURING DEMOLITION ACCESS OR REMOVAL OF EXISTING FIRE ALARM DEVICE WITHIN AN EXISTING CEILING TILE, ALL CEILING TILES WETHER UNDAMAGED OR NEW TILES SHALL BE PLACED BACK INTO CEILING GRID AT THE END OF EACH WORK DAY AND WHEN NO WORK IS PRESENTLY TAKING PLACE. ACCESSIBLE CEILING LEFT OPEN WILL NOT BE ACCEPTABLE.

A1 2000 LEVEL 4 - FIRE ALARM DEMOLITION
1" = 20'-0"

JSRa
JOHNSON SMITTHIPONG & ROSAMOND ASSOCIATES, INC.
5210 E Williams Cir ◦ Ste 600 ◦ Tucson, AZ 85711
(520) 547-7904 ◦ www.jsra.com

Consultants:

Bernhard
Bernhard TME, LLC ■ Engineering Division
2990 N. Swan Road
Suite 227
Tucson, Arizona 85712
Phone: (520) 323-2381
tme@bernhardtme.com

JACOB S. CLARK NEW MEXICO 24382 REGISTERED PROFESSIONAL ENGINEER
12/6/2024

GIMC FIRE ALARM SYSTEM REDESIGN

516 E Nizhoni Blvd
Gallup, NM 87301

U. S. DEPARTMENT OF HEALTH AND HUMAN SERVICES
INDIAN HEALTH SERVICE
NAVAJO AREA OFFICE

No.	Date	Description

Issue Date:	12/6/24
Project No:	23-360
Scale:	1" = 20'-0"
Drawn By:	ARIVERA
Checked By:	JCRAVEN

FINAL CD

Sheet Title:
2000 LEVEL 4 - FIRE ALARM DEMOLITION

Sheet Number:
E111.4

Autodesk Docs://23-360 IHS IDIQ GIMC Fire Alarm v2023/23-390 12 Elec GIMC Fire Alarm Central 2023.rvt
12/5/2024 3:46:18 PM

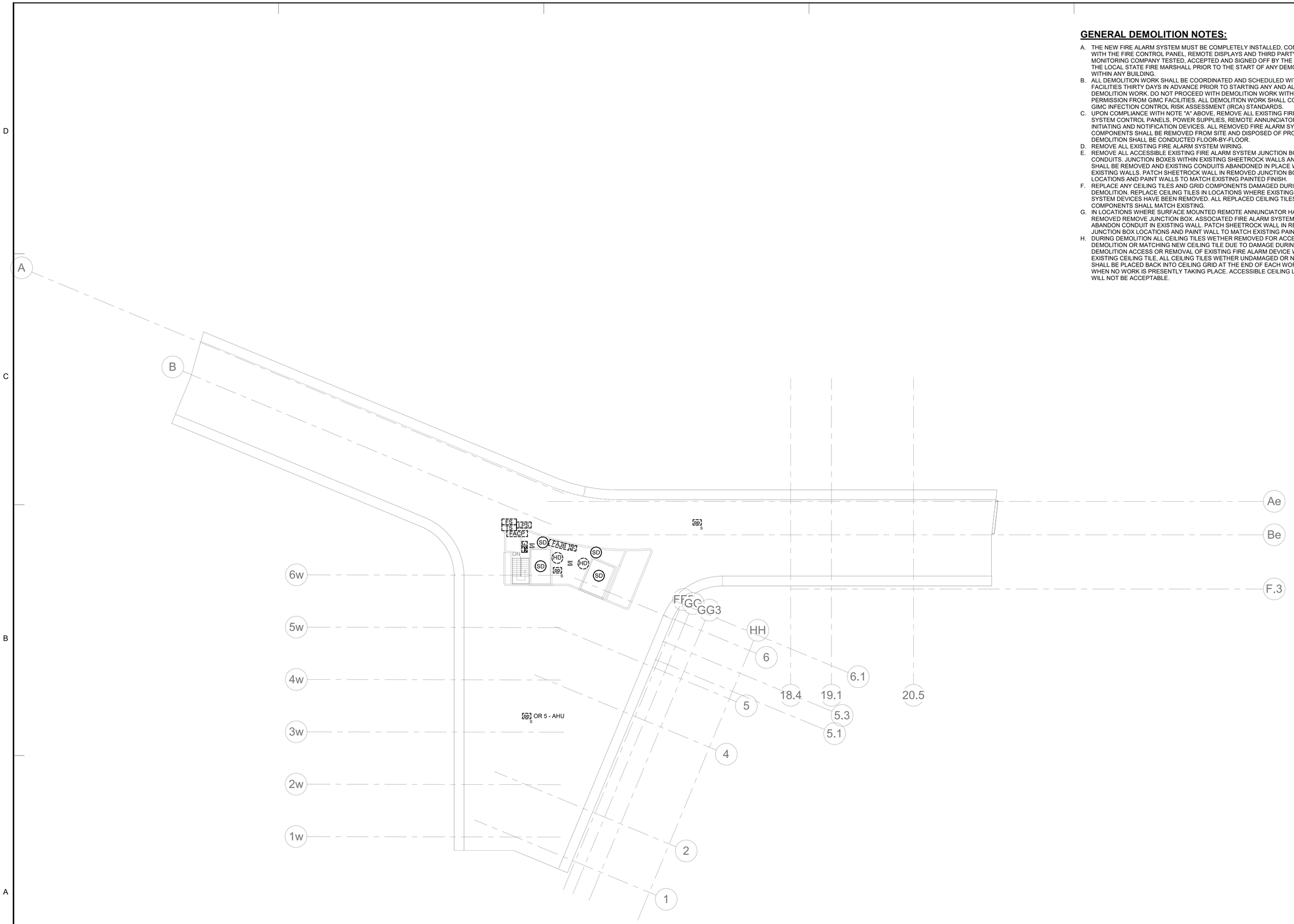

GENERAL DEMOLITION NOTES:

A. THE NEW FIRE ALARM SYSTEM MUST BE COMPLETELY INSTALLED, COMMUNICATING WITH THE FIRE CONTROL PANEL, REMOTE DISPLAYS AND THIRD PARTY MONITORING COMPANY TESTED, ACCEPTED AND SIGNED OFF BY THE AHJ (IHS) AND THE LOCAL STATE FIRE MARSHALL PRIOR TO THE START OF ANY DEMOLITION WITHIN ANY BUILDING.
B. ALL DEMOLITION WORK SHALL BE COORDINATED AND SCHEDULED WITH GIMC FACILITIES THIRTY DAYS IN ADVANCE PRIOR TO STARTING ANY AND ALL DEMOLITION WORK. DO NOT PROCEED WITH DEMOLITION WORK WITHOUT WRITTEN PERMISSION FROM GIMC FACILITIES. ALL DEMOLITION WORK SHALL COMPLY WITH GIMC INFECTION CONTROL RISK ASSESSMENT (IRCA) STANDARDS.
C. UPON COMPLIANCE WITH NOTE "A" ABOVE, REMOVE ALL EXISTING FIRE ALARM SYSTEM CONTROL PANELS, POWER SUPPLIES, REMOTE ANNUNCIATOR PANELS, INITIATING AND NOTIFICATION DEVICES. ALL REMOVED FIRE ALARM SYSTEM COMPONENTS SHALL BE REMOVED FROM SITE AND DISPOSED OF PROPERLY. DEMOLITION SHALL BE CONDUCTED FLOOR-BY-FLOOR.
D. REMOVE ALL EXISTING FIRE ALARM SYSTEM WIRING.
E. REMOVE ALL ACCESSIBLE EXISTING FIRE ALARM SYSTEM JUNCTION BOXES AND CONDUITS. JUNCTION BOXES WITHIN EXISTING SHEETROCK WALLS AND CEILINGS SHALL BE REMOVED AND EXISTING CONDUITS ABANDONED IN PLACE WITHIN EXISTING WALLS. PATCH SHEETROCK WALL IN REMOVED JUNCTION BOX LOCATIONS AND PAINT WALLS TO MATCH EXISTING PAINTED FINISH.
F. REPLACE ANY CEILING TILES AND GRID COMPONENTS DAMAGED DURING DEMOLITION. REPLACE CEILING TILES IN LOCATIONS WHERE EXISTING FIRE ALARM SYSTEM DEVICES HAVE BEEN REMOVED. ALL REPLACED CEILING TILES AND GRID COMPONENTS SHALL MATCH EXISTING.
G. IN LOCATIONS WHERE SURFACE MOUNTED REMOTE ANNUNCIATOR HAVE BEEN REMOVED REMOVE JUNCTION BOX. ASSOCIATED FIRE ALARM SYSTEM WIRING AND ABANDON CONDUIT IN EXISTING WALL. PATCH SHEETROCK WALL IN REMOVED JUNCTION BOX LOCATIONS AND PAINT WALL TO MATCH EXISTING PAINTED FINISH.
H. DURING DEMOLITION ALL CEILING TILES WETHER REMOVED FOR ACCESS OF DEMOLITION OR MATCHING NEW CEILING TILE DUE TO DAMAGE DURING DEMOLITION ACCESS OR REMOVAL OF EXISTING FIRE ALARM DEVICE WITHIN AN EXISTING CEILING TILE, ALL CEILING TILES WETHER UNDAMAGED OR NEW TILES SHALL BE PLACED BACK INTO CEILING GRID AT THE END OF EACH WORK DAY AND WHEN NO WORK IS PRESENTLY TAKING PLACE. ACCESSIBLE CEILING LEFT OPEN WILL NOT BE ACCEPTABLE.

A1 2000 ROOF - FIRE ALARM DEMOLITION
1" = 20'-0"

JSRa
JOHNSON SMITTHIPONG & ROSAMOND ASSOCIATES, INC.
5210 E Williams Cir • Ste 600 • Tucson, AZ 85711
(520) 547-7904 • www.jsra.com

Consultants:

Bernhard
Bernhard TME, LLC ■ Engineering Division
2990 N. Swan Road
Suite 227
Tucson, Arizona 85712
Phone: (520) 323-2381
tme@bernhardtme.com

JACOB S. CUARA
NEW MEXICO
14382
REGISTERED PROFESSIONAL ENGINEER
12/6/2024

GIMC FIRE ALARM SYSTEM REDESIGN

516 E Nizhoni Blvd
Gallup, NM 87301

U. S. DEPARTMENT OF HEALTH AND HUMAN SERVICES
INDIAN HEALTH SERVICE
NAVAJO AREA OFFICE

No.	Date	Description

Issue Date:	12/6/24
Project No:	23-360
Scale:	1" = 20'-0"
Drawn By:	ARIVERA
Checked By:	JCRAVEN

FINAL CD

Sheet Title:
2000 ROOF - FIRE ALARM DEMOLITION

Sheet Number:
E111.5

Autodesk Docs://23-360 IHS IDIQ GIMC Fire Alarm v2023/23-390 12 Elec GIMC Fire Alarm Central 2023.rvt
12/5/2024 3:48:18 PM

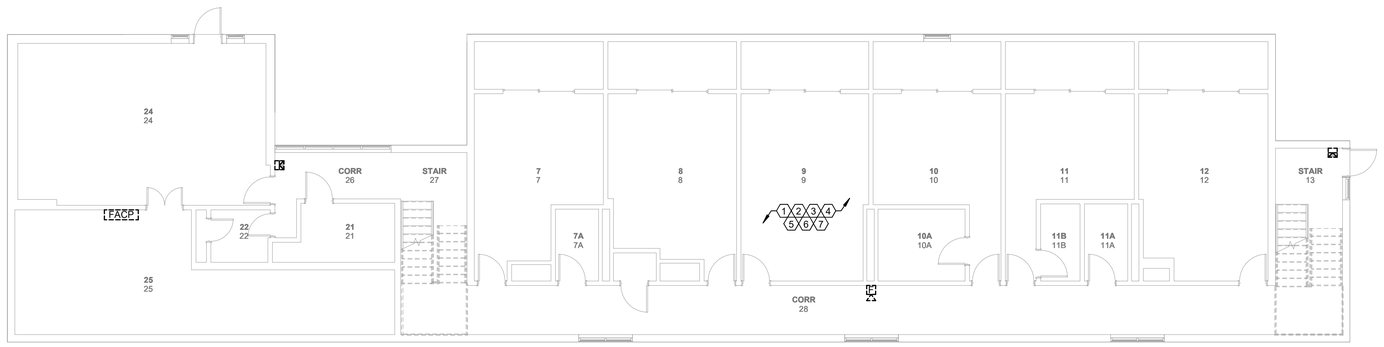

C1 2016 LEVEL 1 - FIRE ALARM DEMOLITION
1/8" = 1'-0"

GENERAL DEMOLITION NOTES:

A. THE NEW FIRE ALARM SYSTEM MUST BE COMPLETELY INSTALLED, COMMUNICATING WITH THE FIRE CONTROL PANEL, REMOTE DISPLAYS AND THIRD PARTY MONITORING COMPANY TESTED, ACCEPTED AND SIGNED OFF BY THE AHJ (IHS) AND THE LOCAL STATE FIRE MARSHALL PRIOR TO THE START OF ANY DEMOLITION WITHIN ANY BUILDING.
B. ALL DEMOLITION WORK SHALL BE COORDINATED AND SCHEDULED WITH GIMC FACILITIES THIRTY DAYS IN ADVANCE PRIOR TO STARTING ANY AND ALL DEMOLITION WORK. DO NOT PROCEED WITH DEMOLITION WORK WITHOUT WRITTEN PERMISSION FROM GIMC FACILITIES. ALL DEMOLITION WORK SHALL COMPLY WITH GIMC INFECTION CONTROL RISK ASSESSMENT (IRCA) STANDARDS.
C. UPON COMPLIANCE WITH NOTE "A" ABOVE, REMOVE ALL EXISTING FIRE ALARM SYSTEM CONTROL PANELS, POWER SUPPLIES, REMOTE ANNUNCIATOR PANELS, INITIATING AND NOTIFICATION DEVICES. ALL REMOVED FIRE ALARM SYSTEM COMPONENTS SHALL BE REMOVED FROM SITE AND DISPOSED OF PROPERLY. DEMOLITION SHALL BE CONDUCTED FLOOR-BY-FLOOR.
D. REMOVE ALL EXISTING FIRE ALARM SYSTEM WIRING.
E. REMOVE ALL ACCESSIBLE EXISTING FIRE ALARM SYSTEM JUNCTION BOXES AND CONDUITS. JUNCTION BOXES WITHIN EXISTING SHEETROCK WALLS AND CEILINGS SHALL BE REMOVED AND EXISTING CONDUITS ABANDONED IN PLACE WITHIN EXISTING WALLS. PATCH SHEETROCK WALL IN REMOVED JUNCTION BOX LOCATIONS AND PAINT WALLS TO MATCH EXISTING PAINTED FINISH.
F. REPLACE ANY CEILING TILES AND GRID COMPONENTS DAMAGED DURING DEMOLITION. REPLACE CEILING TILES IN LOCATIONS WHERE EXISTING FIRE ALARM SYSTEM DEVICES HAVE BEEN REMOVED. ALL REPLACED CEILING TILES AND GRID COMPONENTS SHALL MATCH EXISTING.
G. IN LOCATIONS WHERE SURFACE MOUNTED REMOTE ANNUNCIATOR HAVE BEEN REMOVED REMOVE JUNCTION BOX. ASSOCIATED FIRE ALARM SYSTEM WIRING AND ABANDON CONDUIT IN EXISTING WALL. PATCH SHEETROCK WALL IN REMOVED JUNCTION BOX LOCATIONS AND PAINT WALL TO MATCH EXISTING PAINTED FINISH.
H. DURING DEMOLITION ALL CEILING TILES WETHER REMOVED FOR ACCESS OF DEMOLITION OR MATCHING NEW CEILING TILE DUE TO DAMAGE DURING DEMOLITION ACCESS OR REMOVAL OF EXISTING FIRE ALARM DEVICE WITHIN AN EXISTING CEILING TILE, ALL CEILING TILES WETHER UNDAMAGED OR NEW TILES SHALL BE PLACED BACK INTO CEILING GRID AT THE END OF EACH WORK DAY AND WHEN NO WORK IS PRESENTLY TAKING PLACE. ACCESSIBLE CEILING LEFT OPEN WILL NOT BE ACCEPTABLE.

⎔DEMOLITION KEYED NOTES:

1. REMOVE EXISTING NON-FUNCTIONING (ABANDONED IN PLACE) EDWARD FIRE ALARM SYSTEM COMPONENTS. IE FIRE ALARM CONTROL PANEL, SMOKE DETECTORS, MANUAL PULL STATION AND HORNS.
2. ALL DEMOLITION WORK SHALL BE COORDINATED AND SCHEDULED WITH GIMC FACILITIES THIRTY DAYS IN ADVANCE PRIOR TO STARTING ANY AND ALL DEMOLITION WORK. DO NOT PROCEED WITH DEMOLITION WORK WITHOUT WRITTEN PERMISSION FROM GIMC FACILITIES. ALL DEMOLITION WORK SHALL COMPLY WITH GIMC INFECTION CONTROL RISK ASSESSMENT (IRCA) STANDARDS.
3. REMOVE ALL EXISTING FIRE ALARM SYSTEM WIRING.
4. REMOVE ALL ACCESSIBLE EXISTING FIRE ALARM SYSTEM JUNCTION BOXES AND CONDUITS. JUNCTION BOXES WITHIN EXISTING SHEETROCK WALLS AND CEILINGS SHALL BE REMOVED AND EXISTING CONDUITS ABANDONED IN PLACE WITHIN EXISTING WALLS. PATCH SHEETROCK WALL IN REMOVED JUNCTION BOX LOCATIONS AND PAINT WALLS TO MATCH EXISTING PAINTED FINISH.
5. REPLACE ANY CEILING TILES AND GRID COMPONENTS DAMAGED DURING DEMOLITION. REPLACE CEILING TILES IN LOCATIONS WHERE EXISTING FIRE ALARM SYSTEM DEVICES HAVE BEEN REMOVED. ALL REPLACED CEILING TILES AND GRID COMPONENTS SHALL MATCH EXISTING.
6. IN LOCATIONS WHERE SURFACE MOUNTED REMOTE ANNUNCIATOR HAVE BEEN REMOVED REMOVE JUNCTION BOX. ASSOCIATED FIRE ALARM SYSTEM WIRING AND ABANDON CONDUIT IN EXISTING WALL. PATCH SHEETROCK WALL IN REMOVED JUNCTION BOX LOCATIONS AND PAINT WALL TO MATCH EXISTING PAINTED FINISH.
7. DURING DEMOLITION ALL CEILING TILES WETHER REMOVED FOR ACCESS OF DEMOLITION OR MATCHING NEW CEILING TILE DUE TO DAMAGE DURING DEMOLITION ACCESS OR REMOVAL OF EXISTING FIRE ALARM DEVICE WITHIN AN EXISTING CEILING TILE, ALL CEILING TILES WETHER UNDAMAGED OR NEW TILES SHALL BE PLACED BACK INTO CEILING GRID AT THE END OF EACH WORK DAY AND WHEN NO WORK IS PRESENTLY TAKING PLACE. ACCESSIBLE CEILING LEFT OPEN WILL NOT BE ACCEPTABLE.

JSRa
JOHNSON SMITTHIPONG & ROSAMOND ASSOCIATES, INC.
5210 E Williams Cir ◦ Ste 600◦ Tucson, AZ 85711
(520) 547-7904 ◦ www.jsra.com

Consultants:

Bernhard
Bernhard TME, LLC ▪ Engineering Division
2990 N. Swan Road
Suite 227
Tucson, Arizona 85712
Phone: (520) 323-2381
tme@bernhardtme.com

JACOB S. CLARK
NEW MEXICO
16382
REGISTERED PROFESSIONAL ENGINEER
12/6/2024

GIMC FIRE ALARM SYSTEM REDESIGN

516 E Nizhoni Blvd
Gallup, NM 87301

U. S. DEPARTMENT OF HEALTH AND HUMAN SERVICES
INDIAN HEALTH SERVICE
NAVAJO AREA OFFICE

No.	Date	Description

Issue Date:	12/6/24
Project No:	23-360
Scale:	1/8" = 1'-0"
Drawn By:	ARIVERA
Checked By:	JCRAVEN

FINAL CD

Sheet Title:

2016 LEVEL 1 - FIRE ALARM DEMOLITION

Sheet Number:

E112.1

Autodesk Docs://23-360 IHS IDIQ GIMC Fire Alarm v2023/23-390 12 Elec GIMC Fire Alarm Central 2023.rvt
12/5/2024 3:46:18 PM

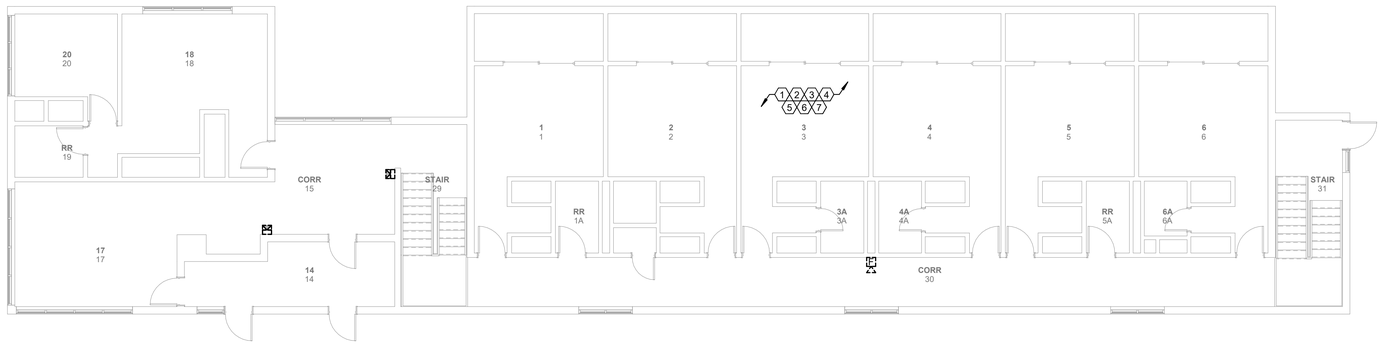

C1 2016 LEVEL 2 - FIRE ALARM DEMOLITION
1/8" = 1'-0"

GENERAL DEMOLITION NOTES:

A. THE NEW FIRE ALARM SYSTEM MUST BE COMPLETELY INSTALLED, COMMUNICATING WITH THE FIRE CONTROL PANEL, REMOTE DISPLAYS AND THIRD PARTY MONITORING COMPANY TESTED, ACCEPTED AND SIGNED OFF BY THE AHJ (IHS) AND THE LOCAL STATE FIRE MARSHALL PRIOR TO THE START OF ANY DEMOLITION WITHIN ANY BUILDING.
B. ALL DEMOLITION WORK SHALL BE COORDINATED AND SCHEDULED WITH GIMC FACILITIES THIRTY DAYS IN ADVANCE PRIOR TO STARTING ANY AND ALL DEMOLITION WORK. DO NOT PROCEED WITH DEMOLITION WORK WITHOUT WRITTEN PERMISSION FROM GIMC FACILITIES. ALL DEMOLITION WORK SHALL COMPLY WITH GIMC INFECTION CONTROL RISK ASSESSMENT (IRCA) STANDARDS.
C. UPON COMPLIANCE WITH NOTE "A" ABOVE, REMOVE ALL EXISTING FIRE ALARM SYSTEM CONTROL PANELS, POWER SUPPLIES, REMOTE ANNUNCIATOR PANELS, INITIATING AND NOTIFICATION DEVICES. ALL REMOVED FIRE ALARM SYSTEM COMPONENTS SHALL BE REMOVED FROM SITE AND DISPOSED OF PROPERLY. DEMOLITION SHALL BE CONDUCTED FLOOR-BY-FLOOR.
D. REMOVE ALL EXISTING FIRE ALARM SYSTEM WIRING.
E. REMOVE ALL ACCESSIBLE EXISTING FIRE ALARM SYSTEM JUNCTION BOXES AND CONDUITS. JUNCTION BOXES WITHIN EXISTING SHEETROCK WALLS AND CEILINGS SHALL BE REMOVED AND EXISTING CONDUITS ABANDONED IN PLACE WITHIN EXISTING WALLS. PATCH SHEETROCK WALL IN REMOVED JUNCTION BOX LOCATIONS AND PAINT WALLS TO MATCH EXISTING PAINTED FINISH.
F. REPLACE ANY CEILING TILES AND GRID COMPONENTS DAMAGED DURING DEMOLITION. REPLACE CEILING TILES IN LOCATIONS WHERE EXISTING FIRE ALARM SYSTEM DEVICES HAVE BEEN REMOVED. ALL REPLACED CEILING TILES AND GRID COMPONENTS SHALL MATCH EXISTING.
G. IN LOCATIONS WHERE SURFACE MOUNTED REMOTE ANNUNCIATOR HAVE BEEN REMOVED REMOVE JUNCTION BOX. ASSOCIATED FIRE ALARM SYSTEM WIRING AND ABANDON CONDUIT IN EXISTING WALL. PATCH SHEETROCK WALL IN REMOVED JUNCTION BOX LOCATIONS AND PAINT WALL TO MATCH EXISTING PAINTED FINISH.
H. DURING DEMOLITION ALL CEILING TILES WETHER REMOVED FOR ACCESS OF DEMOLITION OR MATCHING NEW CEILING TILE DUE TO DAMAGE DURING DEMOLITION ACCESS OR REMOVAL OF EXISTING FIRE ALARM DEVICE WITHIN AN EXISTING CEILING TILE, ALL CEILING TILES WETHER UNDAMAGED OR NEW TILES SHALL BE PLACED BACK INTO CEILING GRID AT THE END OF EACH WORK DAY AND WHEN NO WORK IS PRESENTLY TAKING PLACE. ACCESSIBLE CEILING LEFT OPEN WILL NOT BE ACCEPTABLE.

⬡ DEMOLITION KEYED NOTES:

1. REMOVE EXISTING NON-FUNCTIONING (ABANDONED IN PLACE) EDWARD FIRE ALARM SYSTEM COMPONENTS. IE SMOKE DETECTORS, MANUAL PULL STATION AND HORNS.
2. ALL DEMOLITION WORK SHALL BE COORDINATED AND SCHEDULED WITH GIMC FACILITIES THIRTY DAYS IN ADVANCE PRIOR TO STARTING ANY AND ALL DEMOLITION WORK. DO NOT PROCEED WITH DEMOLITION WORK WITHOUT WRITTEN PERMISSION FROM GIMC FACILITIES. ALL DEMOLITION WORK SHALL COMPLY WITH GIMC INFECTION CONTROL RISK ASSESSMENT (IRCA) STANDARDS.
3. REMOVE ALL EXISTING FIRE ALARM SYSTEM WIRING.
4. REMOVE ALL ACCESSIBLE EXISTING FIRE ALARM SYSTEM JUNCTION BOXES AND CONDUITS. JUNCTION BOXES WITHIN EXISTING SHEETROCK WALLS AND CEILINGS SHALL BE REMOVED AND EXISTING CONDUITS ABANDONED IN PLACE WITHIN EXISTING WALLS. PATCH SHEETROCK WALL IN REMOVED JUNCTION BOX LOCATIONS AND PAINT WALLS TO MATCH EXISTING PAINTED FINISH.
5. REPLACE ANY CEILING TILES AND GRID COMPONENTS DAMAGED DURING DEMOLITION. REPLACE CEILING TILES IN LOCATIONS WHERE EXISTING FIRE ALARM SYSTEM DEVICES HAVE BEEN REMOVED. ALL REPLACED CEILING TILES AND GRID COMPONENTS SHALL MATCH EXISTING.
6. IN LOCATIONS WHERE SURFACE MOUNTED REMOTE ANNUNCIATOR HAVE BEEN REMOVED REMOVE JUNCTION BOX. ASSOCIATED FIRE ALARM SYSTEM WIRING AND ABANDON CONDUIT IN EXISTING WALL. PATCH SHEETROCK WALL IN REMOVED JUNCTION BOX LOCATIONS AND PAINT WALL TO MATCH EXISTING PAINTED FINISH.
7. DURING DEMOLITION ALL CEILING TILES WETHER REMOVED FOR ACCESS OF DEMOLITION OR MATCHING NEW CEILING TILE DUE TO DAMAGE DURING DEMOLITION ACCESS OR REMOVAL OF EXISTING FIRE ALARM DEVICE WITHIN AN EXISTING CEILING TILE, ALL CEILING TILES WETHER UNDAMAGED OR NEW TILES SHALL BE PLACED BACK INTO CEILING GRID AT THE END OF EACH WORK DAY AND WHEN NO WORK IS PRESENTLY TAKING PLACE. ACCESSIBLE CEILING LEFT OPEN WILL NOT BE ACCEPTABLE.

JSRa
JOHNSON SMITTHIPONG & ROSAMOND ASSOCIATES, INC.
5210 E Williams Cir ◦ Ste 600◦ Tucson, AZ 85711
(520) 547-7904 ◦ www.jsra.com

Consultants:

Bernhard
Bernhard TME, LLC ▪ Engineering Division
2990 N. Swan Road
Suite 227
Tucson, Arizona 85712
Phone: (520) 323-2381
tme@bernhardtme.com

JACOB S. CURRY
NEW MEXICO
24382
PROFESSIONAL ENGINEER
12/6/2024

GIMC FIRE ALARM SYSTEM REDESIGN

516 E Nizhoni Blvd
Gallup, NM 87301

U. S. DEPARTMENT OF HEALTH AND HUMAN SERVICES
INDIAN HEALTH SERVICE
NAVAJO AREA OFFICE

No.	Date	Description

Issue Date:	12/6/24
Project No:	23-360
Scale:	1/8" = 1'-0"
Drawn By:	ARIVERA
Checked By:	JCRAVEN

FINAL CD

Sheet Title:

2016 LEVEL 2 - FIRE ALARM DEMOLITION

Sheet Number:

E112.2

Autodesk Docs://23-360 IHS IDIQ GIMC Fire Alarm v2023/23-390 12 Elec GIMC Fire Alarm Central 2023.rvt
12/5/2024 3:46:18 PM

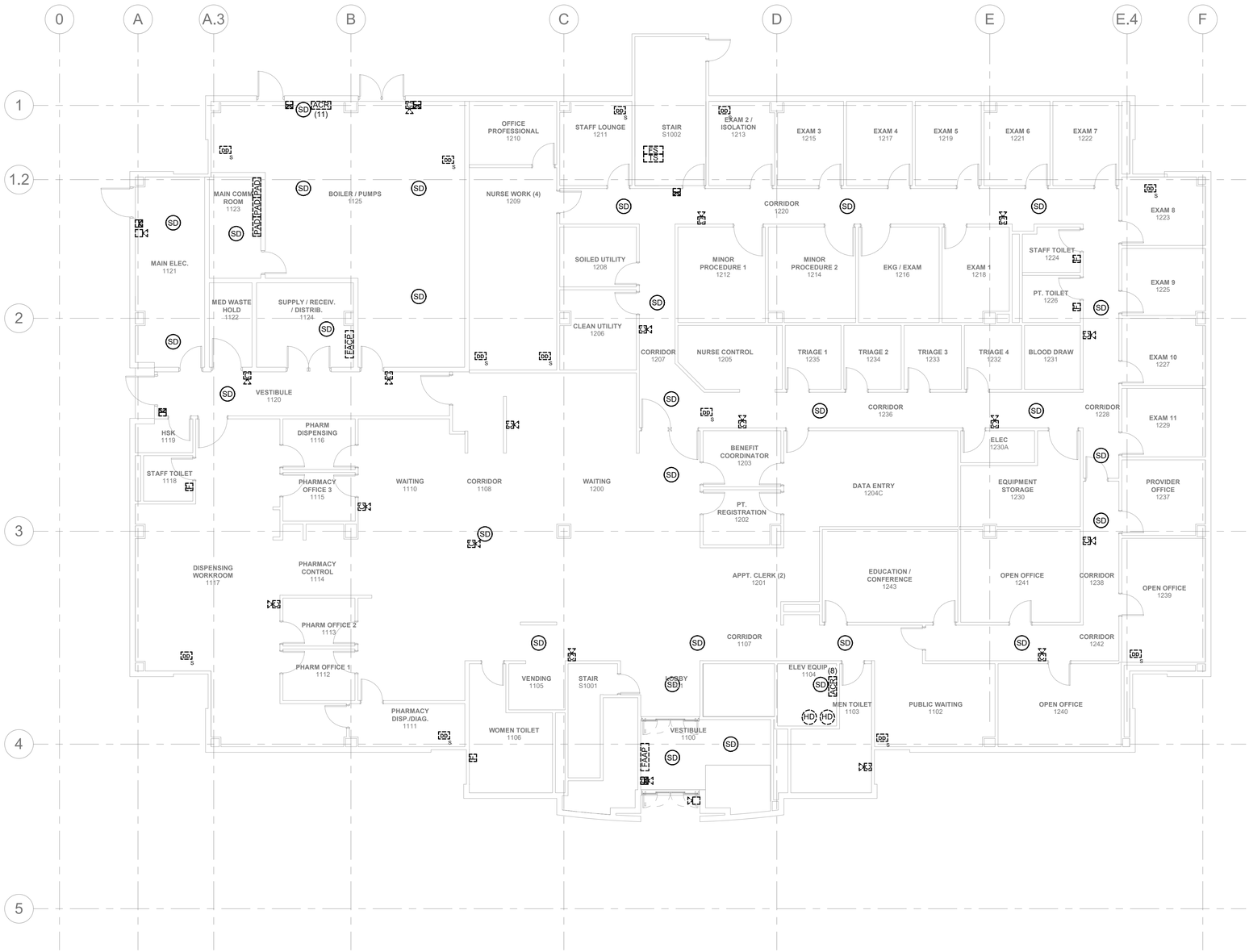

A1 2018 LEVEL 1 - FIRE ALARM DEMOLITION
1/8" = 1'-0"

GENERAL DEMOLITION NOTES:

A. THE NEW FIRE ALARM SYSTEM MUST BE COMPLETELY INSTALLED, COMMUNICATING WITH THE FIRE CONTROL PANEL, REMOTE DISPLAYS AND THIRD PARTY MONITORING COMPANY TESTED, ACCEPTED AND SIGNED OFF BY THE AHJ (IHS) AND THE LOCAL STATE FIRE MARSHALL PRIOR TO THE START OF ANY DEMOLITION WITHIN ANY BUILDING.
B. ALL DEMOLITION WORK SHALL BE COORDINATED AND SCHEDULED WITH GIMC FACILITIES THIRTY DAYS IN ADVANCE PRIOR TO STARTING ANY AND ALL DEMOLITION WORK. DO NOT PROCEED WITH DEMOLITION WORK WITHOUT WRITTEN PERMISSION FROM GIMC FACILITIES. ALL DEMOLITION WORK SHALL COMPLY WITH GIMC INFECTION CONTROL RISK ASSESSMENT (IRCA) STANDARDS.
C. UPON COMPLIANCE WITH NOTE "A" ABOVE, REMOVE ALL EXISTING FIRE ALARM SYSTEM CONTROL PANELS, POWER SUPPLIES, REMOTE ANNUNCIATOR PANELS, INITIATING AND NOTIFICATION DEVICES. ALL REMOVED FIRE ALARM SYSTEM COMPONENTS SHALL BE REMOVED FROM SITE AND DISPOSED OF PROPERLY. DEMOLITION SHALL BE CONDUCTED FLOOR-BY-FLOOR.
D. REMOVE ALL EXISTING FIRE ALARM SYSTEM WIRING.
E. REMOVE ALL ACCESSIBLE EXISTING FIRE ALARM SYSTEM JUNCTION BOXES AND CONDUITS. JUNCTION BOXES WITHIN EXISTING SHEETROCK WALLS AND CEILINGS SHALL BE REMOVED AND EXISTING CONDUITS ABANDONED IN PLACE WITHIN EXISTING WALLS. PATCH SHEETROCK WALL IN REMOVED JUNCTION BOX LOCATIONS AND PAINT WALLS TO MATCH EXISTING PAINTED FINISH.
F. REPLACE ANY CEILING TILES AND GRID COMPONENTS DAMAGED DURING DEMOLITION. REPLACE CEILING TILES IN LOCATIONS WHERE EXISTING FIRE ALARM SYSTEM DEVICES HAVE BEEN REMOVED. ALL REPLACED CEILING TILES AND GRID COMPONENTS SHALL MATCH EXISTING.
G. IN LOCATIONS WHERE SURFACE MOUNTED REMOTE ANNUNCIATOR HAVE BEEN REMOVED REMOVE JUNCTION BOX. ASSOCIATED FIRE ALARM SYSTEM WIRING AND ABANDON CONDUIT IN EXISTING WALL. PATCH SHEETROCK WALL IN REMOVED JUNCTION BOX LOCATION AND PAINT WALL TO MATCH EXISTING PAINTED FINISH.
H. DURING DEMOLITION ALL CEILING TILES WETHER REMOVED FOR ACCESS OF DEMOLITION OR MATCHING NEW CEILING TILE DUE TO DAMAGE DURING DEMOLITION ACCESS OR REMOVAL OF EXISTING FIRE ALARM DEVICE WITHIN AN EXISTING CEILING TILE, ALL CEILING TILES WETHER UNDAMAGED OR NEW TILES SHALL BE PLACED BACK INTO CEILING GRID AT THE END OF EACH WORK DAY AND WHEN NO WORK IS PRESENTLY TAKING PLACE. ACCESSIBLE CEILING LEFT OPEN WILL NOT BE ACCEPTABLE.

JSRa
JOHNSON SMITTHIPONG & ROSAMOND ASSOCIATES, INC.
5210 E Williams Cir • Ste 600 • Tucson, AZ 85711
(520) 547-7904 • www.jsra.com

Consultants:

Bernhard
Bernhard TME, LLC ▪ Engineering Division
2990 N. Swan Road
Suite 227
Tucson, Arizona 85712
Phone: (520) 323-2381
tme@bernhardtme.com

JACOB S. CLARK NEW MEXICO 24382 REGISTERED PROFESSIONAL ENGINEER
12/6/2024

GIMC FIRE ALARM SYSTEM REDESIGN

516 E Nizhoni Blvd
Gallup, NM 87301

U. S. DEPARTMENT OF HEALTH AND HUMAN SERVICES
INDIAN HEALTH SERVICE
NAVAJO AREA OFFICE

No.	Date	Description

Issue Date:	12/6/24
Project No:	23-360
Scale:	1/8" = 1'-0"
Drawn By:	ARIVERA
Checked By:	JCRAVEN

FINAL CD

Sheet Title:
2018 LEVEL 1 - FIRE ALARM DEMOLITION

Sheet Number:
E113.1

Autodesk Docs://23-360 IHS IDIQ GIMC Fire Alarm v2023/23-390 12 Elec GIMC Fire Alarm Central 2023.rvt
12/5/2024 3:46:18 PM

A1 2018 LEVEL 2 - FIRE ALARM DEMOLITION

1/8" = 1'-0"

GENERAL DEMOLITION NOTES:

A. THE NEW FIRE ALARM SYSTEM MUST BE COMPLETELY INSTALLED, COMMUNICATING WITH THE FIRE CONTROL PANEL, REMOTE DISPLAYS AND THIRD PARTY MONITORING COMPANY TESTED, ACCEPTED AND SIGNED OFF BY THE AHJ (IHS) AND THE LOCAL STATE FIRE MARSHALL PRIOR TO THE START OF ANY DEMOLITION WITHIN ANY BUILDING.
B. ALL DEMOLITION WORK SHALL BE COORDINATED AND SCHEDULED WITH GIMC FACILITIES THIRTY DAYS IN ADVANCE PRIOR TO STARTING ANY AND ALL DEMOLITION WORK. DO NOT PROCEED WITH DEMOLITION WORK WITHOUT WRITTEN PERMISSION FROM GIMC FACILITIES. ALL DEMOLITION WORK SHALL COMPLY WITH GIMC INFECTION CONTROL RISK ASSESSMENT (IRCA) STANDARDS.
C. UPON COMPLIANCE WITH NOTE "A" ABOVE, REMOVE ALL EXISTING FIRE ALARM SYSTEM CONTROL PANELS, POWER SUPPLIES, REMOTE ANNUNCIATOR PANELS, INITIATING AND NOTIFICATION DEVICES. ALL REMOVED FIRE ALARM SYSTEM COMPONENTS SHALL BE REMOVED FROM SITE AND DISPOSED OF PROPERLY. DEMOLITION SHALL BE CONDUCTED FLOOR-BY-FLOOR.
D. REMOVE ALL EXISTING FIRE ALARM SYSTEM WIRING.
E. REMOVE ALL ACCESSIBLE EXISTING FIRE ALARM SYSTEM JUNCTION BOXES AND CONDUITS. JUNCTION BOXES WITHIN EXISTING SHEETROCK WALLS AND CEILINGS SHALL BE REMOVED AND EXISTING CONDUITS ABANDONED IN PLACE WITHIN EXISTING WALLS. PATCH SHEETROCK WALL IN REMOVED JUNCTION BOX LOCATIONS AND PAINT WALLS TO MATCH EXISTING PAINTED FINISH.
F. REPLACE ANY CEILING TILES AND GRID COMPONENTS DAMAGED DURING DEMOLITION. REPLACE CEILING TILES IN LOCATIONS WHERE EXISTING FIRE ALARM SYSTEM DEVICES HAVE BEEN REMOVED. ALL REPLACED CEILING TILES AND GRID COMPONENTS SHALL MATCH EXISTING.
G. IN LOCATIONS WHERE SURFACE MOUNTED REMOTE ANNUNCIATOR HAVE BEEN REMOVED REMOVE JUNCTION BOX. ASSOCIATED FIRE ALARM SYSTEM WIRING AND ABANDON CONDUIT IN EXISTING WALL. PATCH SHEETROCK WALL IN REMOVED JUNCTION BOX LOCATIONS AND PAINT WALL TO MATCH EXISTING PAINTED FINISH.
H. DURING DEMOLITION ALL CEILING TILES WETHER REMOVED FOR ACCESS OF DEMOLITION OR MATCHING NEW CEILING TILE DUE TO DAMAGE DURING DEMOLITION ACCESS OR REMOVAL OF EXISTING FIRE ALARM DEVICE WITHIN AN EXISTING CEILING TILE, ALL CEILING TILES WETHER UNDAMAGED OR NEW TILES SHALL BE PLACED BACK INTO CEILING GRID AT THE END OF EACH WORK DAY AND WHEN NO WORK IS PRESENTLY TAKING PLACE. ACCESSIBLE CEILING LEFT OPEN WILL NOT BE ACCEPTABLE.

JSRa
JOHNSON SMITTHIPONG & ROSAMOND ASSOCIATES, INC.
5210 E Williams Cir • Ste 600 • Tucson, AZ 85711
(520) 547-7904 • www.jsra.com

Consultants:

Bernhard
Bernhard TME, LLC • Engineering Division
2990 N. Swan Road
Suite 227
Tucson, Arizona 85712
Phone: (520) 323-2381
tme@bernhardtme.com

JACOB S. CLARK NEW MEXICO 24382 REGISTERED PROFESSIONAL ENGINEER 12/6/2024

GIMC FIRE ALARM SYSTEM REDESIGN

516 E Nizhoni Blvd
Gallup, NM 87301

U. S. DEPARTMENT OF HEALTH AND HUMAN SERVICES
INDIAN HEALTH SERVICE
NAVAJO AREA OFFICE

No.	Date	Description

Issue Date:	12/6/24
Project No:	23-360
Scale:	1/8" = 1'-0"
Drawn By:	ARIVERA
Checked By:	JCRAVEN

FINAL CD

Sheet Title:

2018 LEVEL 2 - FIRE ALARM DEMOLITION

Sheet Number:

E113.2

Autodesk Docs://23-360 IHS IDIQ GIMC Fire Alarm v2023/23-390 12 Elec GIMC Fire Alarm Central 2023.rvt
12/5/2024 3:46:19 PM

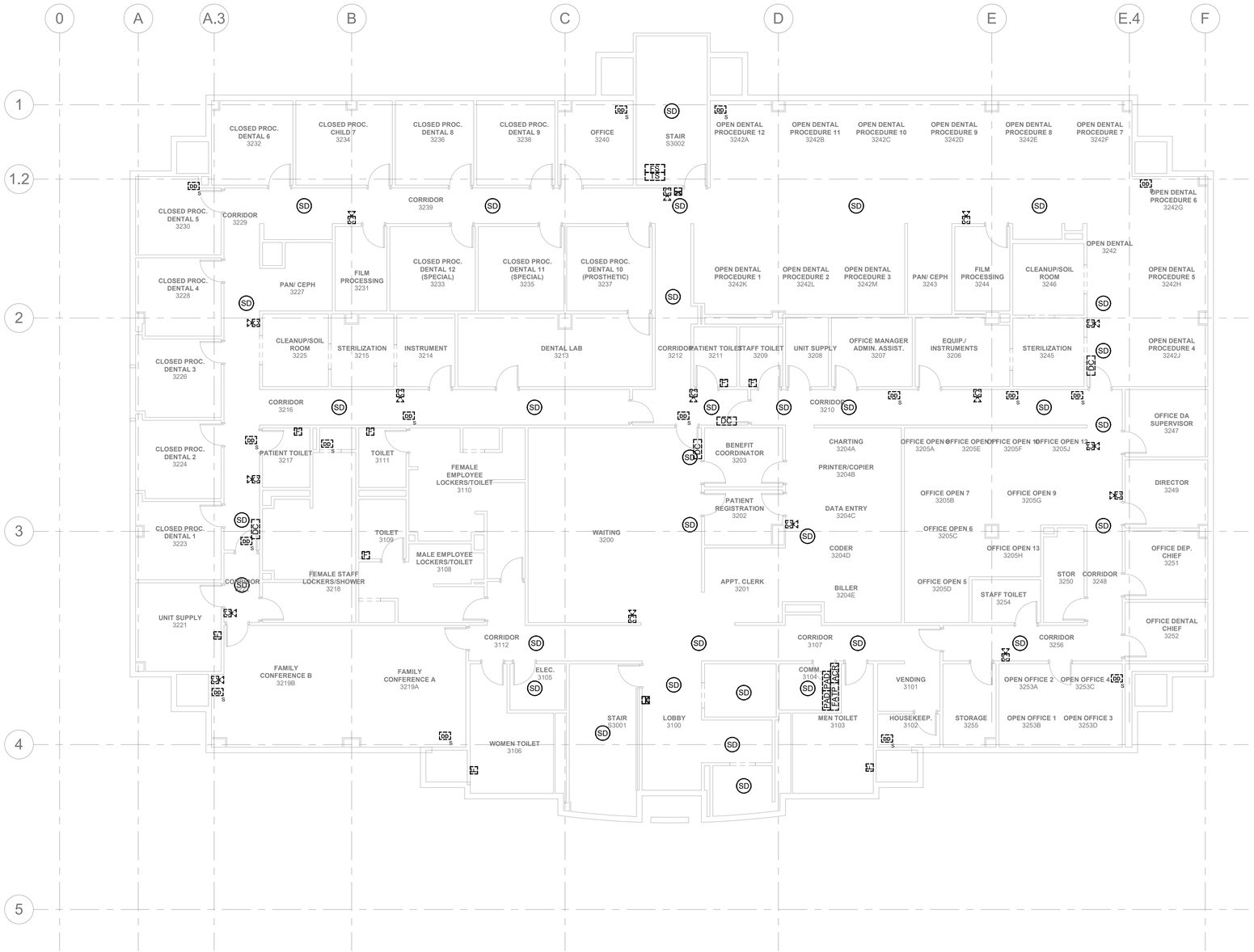

A1 2018 LEVEL 3 - FIRE ALARM DEMOLITION

1/8" = 1'-0"

GENERAL DEMOLITON NOTES:

A. THE NEW FIRE ALARM SYSTEM MUST BE COMPLETELY INSTALLED, COMMUNICATING WITH THE FIRE CONTROL PANEL, REMOTE DISPLAYS AND THIRD PARTY MONITORING COMPANY TESTED, ACCEPTED AND SIGNED OFF BY THE AHJ (IHS) AND THE LOCAL STATE FIRE MARSHALL PRIOR TO THE START OF ANY DEMOLITION WITHIN ANY BUILDING.
B. ALL DEMOLITION WORK SHALL BE COORDINATED AND SCHEDULED WITH GIMC FACILITIES THIRTY DAYS IN ADVANCE PRIOR TO STARTING ANY AND ALL DEMOLITION WORK. DO NOT PROCEED WITH DEMOLITION WORK WITHOUT WRITTEN PERMISSION FROM GIMC FACILITIES. ALL DEMOLITION WORK SHALL COMPLY WITH GIMC INFECTION CONTROL RISK ASSESSMENT (IRCA) STANDARDS.
C. UPON COMPLIANCE WITH NOTE "A" ABOVE, REMOVE ALL EXISTING FIRE ALARM SYSTEM CONTROL PANELS, POWER SUPPLIES, REMOTE ANNUNCIATOR PANELS, INITIATING AND NOTIFICATION DEVICES. ALL REMOVED FIRE ALARM SYSTEM COMPONENTS SHALL BE REMOVED FROM SITE AND DISPOSED OF PROPERLY. DEMOLITION SHALL BE CONDUCTED FLOOR-BY-FLOOR.
D. REMOVE ALL EXISTING FIRE ALARM SYSTEM WIRING.
E. REMOVE ALL ACCESSIBLE EXISTING FIRE ALARM SYSTEM JUNCTION BOXES AND CONDUITS. JUNCTION BOXES WITHIN EXISTING SHEETROCK WALLS AND CEILINGS SHALL BE REMOVED AND EXISTING CONDUITS ABANDONED IN PLACE WITHIN EXISTING WALLS. PATCH SHEETROCK WALL IN REMOVED JUNCTION BOX LOCATIONS AND PAINT WALLS TO MATCH EXISTING PAINTED FINISH.
F. REPLACE ANY CEILING TILES AND GRID COMPONENTS DAMAGED DURING DEMOLITION. REPLACE CEILING TILES IN LOCATIONS WHERE EXISTING FIRE ALARM SYSTEM DEVICES HAVE BEEN REMOVED. ALL REPLACED CEILING TILES AND GRID COMPONENTS SHALL MATCH EXISTING.
G. IN LOCATIONS WHERE SURFACE MOUNTED REMOTE ANNUNCIATOR HAVE BEEN REMOVED REMOVE JUNCTION BOX. ASSOCIATED FIRE ALARM SYSTEM WIRING AND ABANDON CONDUIT IN EXISTING WALL. PATCH SHEETROCK WALL IN REMOVED JUNCTION BOX LOCATIONS AND PAINT WALL TO MATCH EXISTING PAINTED FINISH.
H. DURING DEMOLITION ALL CEILING TILES WETHER REMOVED FOR ACCESS OF DEMOLITION OR MATCHING NEW CEILING TILE DUE TO DAMAGE DURING DEMOLITION ACCESS OR REMOVAL OF EXISTING FIRE ALARM DEVICE WITHIN AN EXISTING CEILING TILE, ALL CEILING TILES WETHER UNDAMAGED OR NEW TILES SHALL BE PLACED BACK INTO CEILING GRID AT THE END OF EACH WORK DAY AND WHEN NO WORK IS PRESENTLY TAKING PLACE. ACCESSIBLE CEILING LEFT OPEN WILL NOT BE ACCEPTABLE.

JSRa
JOHNSON SMITTHIPONG & ROSAMOND ASSOCIATES, INC.
5210 E Williams Cir ◦ Ste 600 ◦ Tucson, AZ 85711
(520) 547-7904 ◦ www.jsra.com

Consultants:

Bernhard
Bernhard TME, LLC ▪ Engineering Division
2990 N. Swan Road
Suite 227
Tucson, Arizona 85712
Phone: (520) 323-2381
tme@bernhardtme.com

JACOB S. CLARK NEW MEXICO 24382 REGISTERED PROFESSIONAL ENGINEER 12/6/2024

GIMC FIRE ALARM SYSTEM REDESIGN

516 E Nizhoni Blvd
Gallup, NM 87301

U. S. DEPARTMENT OF HEALTH AND HUMAN SERVICES
INDIAN HEALTH SERVICE
NAVAJO AREA OFFICE

No.	Date	Description

Issue Date:	12/6/24
Project No:	23-360
Scale:	1/8" = 1'-0"
Drawn By:	ARIVERA
Checked By:	JCRAVEN

FINAL CD

Sheet Title:

2018 LEVEL 3 - FIRE ALARM DEMOLITION

Sheet Number:

E113.3

Autodesk Docs://23-360 IHS IDIQ GIMC Fire Alarm v2023/23-390 12 Elec GIMC Fire Alarm Central 2023.rvt
12/5/2024 3:46:19 PM

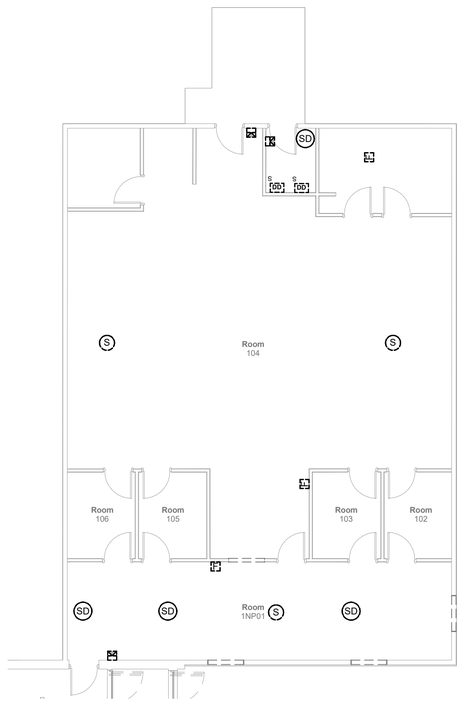

B1 3001 LEVEL 1 - FIRE ALARM DEMOLITION
1/8" = 1'-0"

GENERAL DEMOLITION NOTES:

A. THE NEW FIRE ALARM SYSTEM MUST BE COMPLETELY INSTALLED, COMMUNICATING WITH THE FIRE CONTROL PANEL, REMOTE DISPLAYS AND THIRD PARTY MONITORING COMPANY TESTED, ACCEPTED AND SIGNED OFF BY THE AHJ (IHS) AND THE LOCAL STATE FIRE MARSHALL PRIOR TO THE START OF ANY DEMOLITION WITHIN ANY BUILDING.
B. ALL DEMOLITION WORK SHALL BE COORDINATED AND SCHEDULED WITH GIMC FACILITIES THIRTY DAYS IN ADVANCE PRIOR TO STARTING ANY AND ALL DEMOLITION WORK. DO NOT PROCEED WITH DEMOLITION WORK WITHOUT WRITTEN PERMISSION FROM GIMC FACILITIES. ALL DEMOLITION WORK SHALL COMPLY WITH GIMC INFECTION CONTROL RISK ASSESSMENT (IRCA) STANDARDS.
C. UPON COMPLIANCE WITH NOTE "A" ABOVE, REMOVE ALL EXISTING FIRE ALARM SYSTEM CONTROL PANELS, POWER SUPPLIES, REMOTE ANNUNCIATOR PANELS, INITIATING AND NOTIFICATION DEVICES. ALL REMOVED FIRE ALARM SYSTEM COMPONENTS SHALL BE REMOVED FROM SITE AND DISPOSED OF PROPERLY. DEMOLITION SHALL BE CONDUCTED FLOOR-BY-FLOOR.
D. REMOVE ALL EXISTING FIRE ALARM SYSTEM WIRING.
E. REMOVE ALL ACCESSIBLE EXISTING FIRE ALARM SYSTEM JUNCTION BOXES AND CONDUITS. JUNCTION BOXES WITHIN EXISTING SHEETROCK WALLS AND CEILINGS SHALL BE REMOVED AND EXISTING CONDUITS ABANDONED IN PLACE WITHIN EXISTING WALLS. PATCH SHEETROCK WALL IN REMOVED JUNCTION BOX LOCATIONS AND PAINT WALLS TO MATCH EXISTING PAINTED FINISH.
F. REPLACE ANY CEILING TILES AND GRID COMPONENTS DAMAGED DURING DEMOLITION. REPLACE CEILING TILES IN LOCATIONS WHERE EXISTING FIRE ALARM SYSTEM DEVICES HAVE BEEN REMOVED. ALL REPLACED CEILING TILES AND GRID COMPONENTS SHALL MATCH EXISTING.
G. IN LOCATIONS WHERE SURFACE MOUNTED REMOTE ANNUNCIATOR HAVE BEEN REMOVED REMOVE JUNCTION BOX. ASSOCIATED FIRE ALARM SYSTEM WIRING AND ABANDON CONDUIT IN EXISTING WALL. PATCH SHEETROCK WALL IN REMOVED JUNCTION BOX LOCATIONS AND PAINT WALL TO MATCH EXISTING PAINTED FINISH.
H. DURING DEMOLITION ALL CEILING TILES WETHER REMOVED FOR ACCESS OF DEMOLITION OR MATCHING NEW CEILING TILE DUE TO DAMAGE DURING DEMOLITION ACCESS OR REMOVAL OF EXISTING FIRE ALARM DEVICE WITHIN AN EXISTING CEILING TILE, ALL CEILING TILES WETHER UNDAMAGED OR NEW TILES SHALL BE PLACED BACK INTO CEILING GRID AT THE END OF EACH WORK DAY AND WHEN NO WORK IS PRESENTLY TAKING PLACE. ACCESSIBLE CEILING LEFT OPEN WILL NOT BE ACCEPTABLE.

JSRa
JOHNSON SMITTHIPONG & ROSAMOND ASSOCIATES, INC.
5210 E Williams Cir • Ste 600 • Tucson, AZ 85711
(520) 547-7904 • www.jsra.com

Consultants:

Bernhard
Bernhard TME, LLC ▪ Engineering Division
2990 N. Swan Road
Suite 227
Tucson, Arizona 85712
Phone: (520) 323-2381
tme@bernhardtme.com

JACOB S. CUARON
NEW MEXICO
24382
PROFESSIONAL ENGINEER
12/6/2024

GIMC FIRE ALARM SYSTEM REDESIGN

516 E Nizhoni Blvd
Gallup, NM 87301

U. S. DEPARTMENT OF HEALTH AND HUMAN SERVICES
INDIAN HEALTH SERVICE
NAVAJO AREA OFFICE

No.	Date	Description

Issue Date:	12/6/24
Project No:	23-360
Scale:	1/8" = 1'-0"
Drawn By:	ARIVERA
Checked By:	JCRAVEN

FINAL CD

Sheet Title:
3001 LEVEL 1 - FIRE ALARM DEMOLITION

Sheet Number:
E114.1

Autodesk Docs://23-360 IHS IDIQ GIMC Fire Alarm v2023/23-390 1:2 Elec GIMC Fire Alarm Central 2023.rvt
12/5/2024 3:46:19 PM

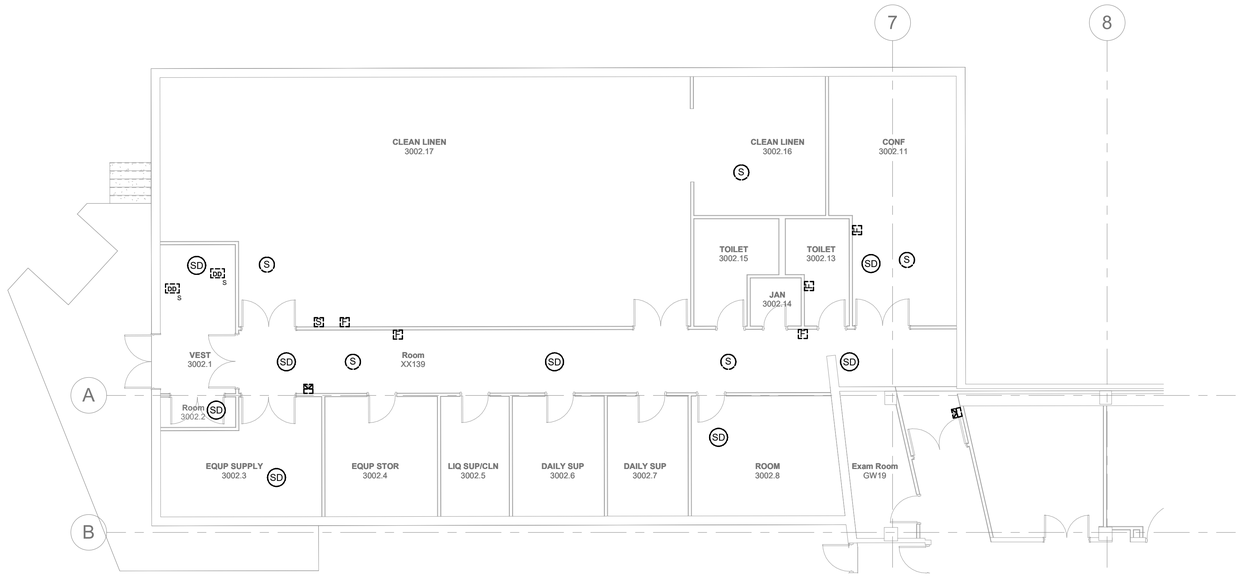

C1 3002 GROUND - FIRE ALARM DEMOLITION

1/8" = 1'-0"

GENERAL DEMOLITION NOTES:

A. THE NEW FIRE ALARM SYSTEM MUST BE COMPLETELY INSTALLED, COMMUNICATING WITH THE FIRE CONTROL PANEL, REMOTE DISPLAYS AND THIRD PARTY MONITORING COMPANY TESTED, ACCEPTED AND SIGNED OFF BY THE AHJ (IHS) AND THE LOCAL STATE FIRE MARSHALL PRIOR TO THE START OF ANY DEMOLITION WITHIN ANY BUILDING.
B. ALL DEMOLITION WORK SHALL BE COORDINATED AND SCHEDULED WITH GIMC FACILITIES THIRTY DAYS IN ADVANCE PRIOR TO STARTING ANY AND ALL DEMOLITION WORK. DO NOT PROCEED WITH DEMOLITION WORK WITHOUT WRITTEN PERMISSION FROM GIMC FACILITIES. ALL DEMOLITION WORK SHALL COMPLY WITH GIMC INFECTION CONTROL RISK ASSESSMENT (IRCA) STANDARDS.
C. UPON COMPLIANCE WITH NOTE "A" ABOVE, REMOVE ALL EXISTING FIRE ALARM SYSTEM CONTROL PANELS, POWER SUPPLIES, REMOTE ANNUNCIATOR PANELS, INITIATING AND NOTIFICATION DEVICES. ALL REMOVED FIRE ALARM SYSTEM COMPONENTS SHALL BE REMOVED FROM SITE AND DISPOSED OF PROPERLY. DEMOLITION SHALL BE CONDUCTED FLOOR-BY-FLOOR.
D. REMOVE ALL EXISTING FIRE ALARM SYSTEM WIRING.
E. REMOVE ALL ACCESSIBLE EXISTING FIRE ALARM SYSTEM JUNCTION BOXES AND CONDUITS. JUNCTION BOXES WITHIN EXISTING SHEETROCK WALLS AND CEILINGS SHALL BE REMOVED AND EXISTING CONDUITS ABANDONED IN PLACE WITHIN EXISTING WALLS. PATCH SHEETROCK WALL IN REMOVED JUNCTION BOX LOCATIONS AND PAINT WALLS TO MATCH EXISTING PAINTED FINISH.
F. REPLACE ANY CEILING TILES AND GRID COMPONENTS DAMAGED DURING DEMOLITION. REPLACE CEILING TILES IN LOCATIONS WHERE EXISTING FIRE ALARM SYSTEM DEVICES HAVE BEEN REMOVED. ALL REPLACED CEILING TILES AND GRID COMPONENTS SHALL MATCH EXISTING.
G. IN LOCATIONS WHERE SURFACE MOUNTED REMOTE ANNUNCIATOR HAVE BEEN REMOVED REMOVE JUNCTION BOX. ASSOCIATED FIRE ALARM SYSTEM WIRING AND ABANDON CONDUIT IN EXISTING WALL. PATCH SHEETROCK WALL IN REMOVED JUNCTION BOX LOCATIONS AND PAINT WALL TO MATCH EXISTING PAINTED FINISH.
H. DURING DEMOLITION ALL CEILING TILES WETHER REMOVED FOR ACCESS OF DEMOLITION OR MATCHING NEW CEILING TILE DUE TO DAMAGE DURING DEMOLITION ACCESS OR REMOVAL OF EXISTING FIRE ALARM DEVICE WITHIN AN EXISTING CEILING TILE, ALL CEILING TILES WETHER UNDAMAGED OR NEW TILES SHALL BE PLACED BACK INTO CEILING GRID AT THE END OF EACH WORK DAY AND WHEN NO WORK IS PRESENTLY TAKING PLACE. ACCESSIBLE CEILING LEFT OPEN WILL NOT BE ACCEPTABLE.

JSRa
JOHNSON SMITTHIPONG & ROSAMOND ASSOCIATES, INC.
5210 E Williams Cir ◦ Ste 600◦ Tucson, AZ 85711
(520) 547-7904 ◦ www.jsra.com

Consultants:

Bernhard
Bernhard TME, LLC ▪ Engineering Division
2990 N. Swan Road
Suite 227
Tucson, Arizona 85712
Phone: (520) 323-2381
tme@bernhardtme.com

JACOB S. CLARK NEW MEXICO 24382 REGISTERED PROFESSIONAL ENGINEER
12/6/2024

GIMC FIRE ALARM SYSTEM REDESIGN

516 E Nizhoni Blvd
Gallup, NM 87301

U. S. DEPARTMENT OF HEALTH AND HUMAN SERVICES
INDIAN HEALTH SERVICE
NAVAJO AREA OFFICE

No.	Date	Description

Issue Date:	12/6/24
Project No:	23-360
Scale:	1/8" = 1'-0"
Drawn By:	ARIVERA
Checked By:	JCRAVEN

FINAL CD

Sheet Title:

3002 GROUND - FIRE ALARM DEMOLITION

Sheet Number:

E115.1

Autodesk Docs://23-360 IHS IDIQ GIMC Fire Alarm v2023/23-390 12 Elec GIMC Fire Alarm Central 2023.rvt
12/5/2024 3:46:19 PM

C1 **3003 LEVEL 1 - FIRE ALARM DEMOLITION**

1/8" = 1'-0"

GENERAL DEMOLITION NOTES:

A. THE NEW FIRE ALARM SYSTEM MUST BE COMPLETELY INSTALLED, COMMUNICATING WITH THE FIRE CONTROL PANEL, REMOTE DISPLAYS AND THIRD PARTY MONITORING COMPANY TESTED, ACCEPTED AND SIGNED OFF BY THE AHJ (IHS) AND THE LOCAL STATE FIRE MARSHALL PRIOR TO THE START OF ANY DEMOLITION WITHIN ANY BUILDING.

B. ALL DEMOLITION WORK SHALL BE COORDINATED AND SCHEDULED WITH GIMC FACILITIES THIRTY DAYS IN ADVANCE PRIOR TO STARTING ANY AND ALL DEMOLITION WORK. DO NOT PROCEED WITH DEMOLITION WORK WITHOUT WRITTEN PERMISSION FROM GIMC FACILITIES. ALL DEMOLITION WORK SHALL COMPLY WITH GIMC INFECTION CONTROL RISK ASSESSMENT (IRCA) STANDARDS.

C. UPON COMPLIANCE WITH NOTE "A" ABOVE, REMOVE ALL EXISTING FIRE ALARM SYSTEM CONTROL PANELS, POWER SUPPLIES, REMOTE ANNUNCIATOR PANELS, INITIATING AND NOTIFICATION DEVICES. ALL REMOVED FIRE ALARM SYSTEM COMPONENTS SHALL BE REMOVED FROM SITE AND DISPOSED OF PROPERLY. DEMOLITION SHALL BE CONDUCTED FLOOR-BY-FLOOR.

D. REMOVE ALL EXISTING FIRE ALARM SYSTEM WIRING.

E. REMOVE ALL ACCESSIBLE EXISTING FIRE ALARM SYSTEM JUNCTION BOXES AND CONDUITS. JUNCTION BOXES WITHIN EXISTING SHEETROCK WALLS AND CEILINGS SHALL BE REMOVED AND EXISTING CONDUITS ABANDONED IN PLACE WITHIN EXISTING WALLS. PATCH SHEETROCK WALL IN REMOVED JUNCTION BOX LOCATIONS AND PAINT WALLS TO MATCH EXISTING PAINTED FINISH.

F. REPLACE ANY CEILING TILES AND GRID COMPONENTS DAMAGED DURING DEMOLITION. REPLACE CEILING TILES IN LOCATIONS WHERE EXISTING FIRE ALARM SYSTEM DEVICES HAVE BEEN REMOVED. ALL REPLACED CEILING TILES AND GRID COMPONENTS SHALL MATCH EXISTING.

G. IN LOCATIONS WHERE SURFACE MOUNTED REMOTE ANNUNCIATOR HAVE BEEN REMOVED REMOVE JUNCTION BOX. ASSOCIATED FIRE ALARM SYSTEM WIRING AND ABANDON CONDUIT IN EXISTING WALL. PATCH SHEETROCK WALL IN REMOVED JUNCTION BOX LOCATIONS AND PAINT WALL TO MATCH EXISTING PAINTED FINISH.

H. DURING DEMOLITION ALL CEILING TILES WETHER REMOVED FOR ACCESS OF DEMOLITION OR MATCHING NEW CEILING TILE DUE TO DAMAGE DURING DEMOLITION ACCESS OR REMOVAL OF EXISTING FIRE ALARM DEVICE WITHIN AN EXISTING CEILING TILE, ALL CEILING TILES WETHER UNDAMAGED OR NEW TILES SHALL BE PLACED BACK INTO CEILING GRID AT THE END OF EACH WORK DAY AND WHEN NO WORK IS PRESENTLY TAKING PLACE. ACCESSIBLE CEILING LEFT OPEN WILL NOT BE ACCEPTABLE.

JSRa
JOHNSON SMITTHIPONG & ROSAMOND ASSOCIATES, INC.
5210 E Williams Cir • Ste 600 • Tucson, AZ 85711
(520) 547-7904 • www.jsra.com

Consultants:

Bernhard
Bernhard TME, LLC ■ Engineering Division
2990 N. Swan Road
Suite 227
Tucson, Arizona 85712
Phone: (520) 323-2381
tme@bernhardtme.com

JACOB S. CUARON
NEW MEXICO
14382
REGISTERED PROFESSIONAL ENGINEER
12/6/2024

GIMC FIRE ALARM SYSTEM REDESIGN

516 E Nizhoni Blvd
Gallup, NM 87301

U. S. DEPARTMENT OF HEALTH AND HUMAN SERVICES
INDIAN HEALTH SERVICE
NAVAJO AREA OFFICE

No.	Date	Description

Issue Date:	12/6/24
Project No:	23-360
Scale:	1/8" = 1'-0"
Drawn By:	ARIVERA
Checked By:	JCRAVEN

FINAL CD

Sheet Title:

3003 LEVEL 1 - FIRE ALARM DEMOLITION

Sheet Number:

E116.1

Autodesk Docs://23-360 IHS IDIQ GIMC Fire Alarm v2023/23-390 12 Elec GIMC Fire Alarm Central 2023.rvt
12/5/2024 3:46:19 PM

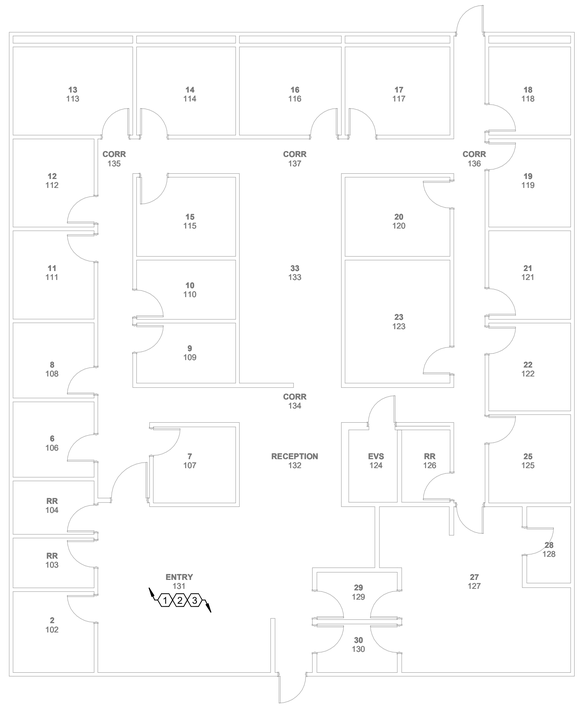

B1 4010 LEVEL 1 - FIRE ALARM DEMOLITION

1/8" = 1'-0"

GENERAL DEMOLITION NOTES:

A. THE NEW FIRE ALARM SYSTEM MUST BE COMPLETELY INSTALLED, COMMUNICATING WITH THE FIRE CONTROL PANEL, REMOTE DISPLAYS AND THIRD PARTY MONITORING COMPANY TESTED, ACCEPTED AND SIGNED OFF BY THE AHJ (IHS) AND THE LOCAL STATE FIRE MARSHALL PRIOR TO THE START OF ANY DEMOLITION WITHIN ANY BUILDING.
B. ALL DEMOLITION WORK SHALL BE COORDINATED AND SCHEDULED WITH GIMC FACILITIES THIRTY DAYS IN ADVANCE PRIOR TO STARTING ANY AND ALL DEMOLITION WORK. DO NOT PROCEED WITH DEMOLITION WORK WITHOUT WRITTEN PERMISSION FROM GIMC FACILITIES. ALL DEMOLITION WORK SHALL COMPLY WITH GIMC INFECTION CONTROL RISK ASSESSMENT (IRCA) STANDARDS.
C. UPON COMPLIANCE WITH NOTE "A" ABOVE, REMOVE ALL EXISTING FIRE ALARM SYSTEM CONTROL PANELS, POWER SUPPLIES, REMOTE ANNUNCIATOR PANELS, INITIATING AND NOTIFICATION DEVICES. ALL REMOVED FIRE ALARM SYSTEM COMPONENTS SHALL BE REMOVED FROM SITE AND DISPOSED OF PROPERLY. DEMOLITION SHALL BE CONDUCTED FLOOR-BY-FLOOR.
D. REMOVE ALL EXISTING FIRE ALARM SYSTEM WIRING.
E. REMOVE ALL ACCESSIBLE EXISTING FIRE ALARM SYSTEM JUNCTION BOXES AND CONDUITS. JUNCTION BOXES WITHIN EXISTING SHEETROCK WALLS AND CEILINGS SHALL BE REMOVED AND EXISTING CONDUITS ABANDONED IN PLACE WITHIN EXISTING WALLS. PATCH SHEETROCK WALL IN REMOVED JUNCTION BOX LOCATIONS AND PAINT WALLS TO MATCH EXISTING PAINTED FINISH.
F. REPLACE ANY CEILING TILES AND GRID COMPONENTS DAMAGED DURING DEMOLITION. REPLACE CEILING TILES IN LOCATIONS WHERE EXISTING FIRE ALARM SYSTEM DEVICES HAVE BEEN REMOVED. ALL REPLACED CEILING TILES AND GRID COMPONENTS SHALL MATCH EXISTING.
G. IN LOCATIONS WHERE SURFACE MOUNTED REMOTE ANNUNCIATOR HAVE BEEN REMOVED REMOVE JUNCTION BOX. ASSOCIATED FIRE ALARM SYSTEM WIRING AND ABANDON CONDUIT IN EXISTING WALL. PATCH SHEETROCK WALL IN REMOVED JUNCTION BOX LOCATIONS AND PAINT WALL TO MATCH EXISTING PAINTED FINISH.
H. DURING DEMOLITION ALL CEILING TILES WETHER REMOVED FOR ACCESS OF DEMOLITION OR MATCHING NEW CEILING TILE DUE TO DAMAGE DURING DEMOLITION ACCESS OR REMOVAL OF EXISTING FIRE ALARM DEVICE WITHIN AN EXISTING CEILING TILE, ALL CEILING TILES WETHER UNDAMAGED OR NEW TILES SHALL BE PLACED BACK INTO CEILING GRID AT THE END OF EACH WORK DAY AND WHEN NO WORK IS PRESENTLY TAKING PLACE. ACCESSIBLE CEILING LEFT OPEN WILL NOT BE ACCEPTABLE.

⬡ KEYED DEMOLITON NOTES:

1. REMOVE ALL EXISTING NON-SYSTEM SMOKE DETECTORS WITHIN THE WALK-IN CLINIC UPON COMPLETION OF NEW FIRE ALARM SYSTEM AND ACCEPTANCE TESTING AND SIGN OFF BY AHJ (IHS) AND LOCAL STATE FIRE MARSHALL.
2. REPLACE ANY CEILING TILES AND GRID COMPONENTS DAMAGED DURING DEMOLITION. REPLACE CEILING TILES IN LOCATIONS WHERE EXISTING FIRE ALARM SYSTEM DEVICES HAVE BEEN REMOVED. ALL REPLACED CEILING TILES AND GRID COMPONENTS SHALL MATCH EXISTING.
3. IN LOCATIONS WHERE SURFACE MOUNTED REMOTE ANNUNCIATOR HAVE BEEN REMOVED REMOVE JUNCTION BOX. ASSOCIATED FIRE ALARM SYSTEM WIRING AND ABANDON CONDUIT IN EXISTING WALL. PATCH SHEETROCK WALL IN REMOVED JUNCTION BOX LOCATIONS AND PAINT WALL TO MATCH EXISTING PAINTED FINISH.

JSRa
JOHNSON SMITTHIPONG & ROSAMOND ASSOCIATES, INC.
5210 E Williams Cir ◦ Ste 600 ◦ Tucson, AZ 85711
(520) 547-7904 ◦ www.jsra.com

Consultants:

Bernhard
Bernhard TME, LLC ▪ Engineering Division
2990 N. Swan Road
Suite 227
Tucson, Arizona 85712
Phone: (520) 323-2381
tme@bernhardtme.com

JACOB S. CLARK
NEW MEXICO
24382
REGISTERED PROFESSIONAL ENGINEER
12/6/2024

GIMC FIRE ALARM SYSTEM REDESIGN

516 E Nizhoni Blvd
Gallup, NM 87301

U. S. DEPARTMENT OF HEALTH AND HUMAN SERVICES
INDIAN HEALTH SERVICE
NAVAJO AREA OFFICE

No.	Date	Description

Issue Date:	12/6/24
Project No:	23-360
Scale:	1/8" = 1'-0"
Drawn By:	ARIVERA
Checked By:	JCRAVEN

FINAL CD

Sheet Title:

4010 LEVEL 1 - FIRE ALARM DEMOLITION

Sheet Number:

E117.1

Autodesk Docs://23-360 IHS IDIQ GIMC Fire Alarm v2023/23-390 12 Elec GIMC Fire Alarm Central 2023.rvt
12/5/2024 3:46:19 PM

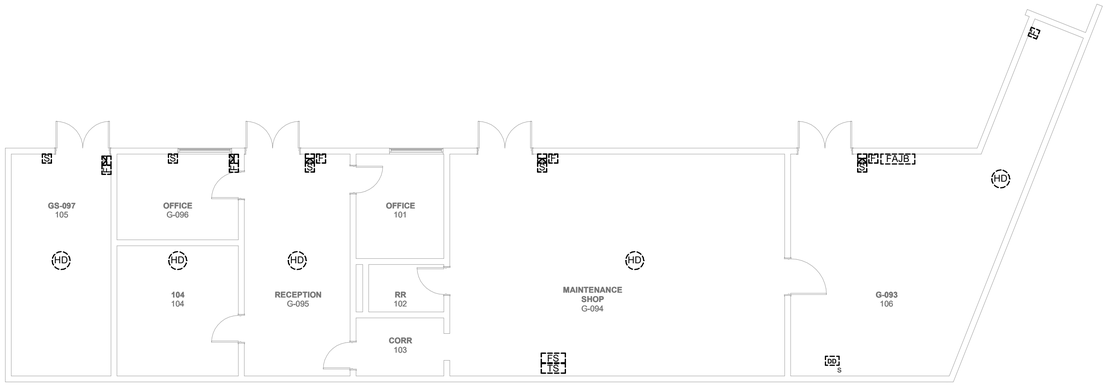

C1 5000 LEVEL 1 - FIRE ALARM DEMOLITION

1/8" = 1'-0"

GENERAL DEMOLITION NOTES:

A. THE NEW FIRE ALARM SYSTEM MUST BE COMPLETELY INSTALLED, COMMUNICATING WITH THE FIRE CONTROL PANEL, REMOTE DISPLAYS AND THIRD PARTY MONITORING COMPANY TESTED, ACCEPTED AND SIGNED OFF BY THE AHJ (IHS) AND THE LOCAL STATE FIRE MARSHALL PRIOR TO THE START OF ANY DEMOLITION WITHIN ANY BUILDING.
B. ALL DEMOLITION WORK SHALL BE COORDINATED AND SCHEDULED WITH GIMC FACILITIES THIRTY DAYS IN ADVANCE PRIOR TO STARTING ANY AND ALL DEMOLITION WORK. DO NOT PROCEED WITH DEMOLITION WORK WITHOUT WRITTEN PERMISSION FROM GIMC FACILITIES. ALL DEMOLITION WORK SHALL COMPLY WITH GIMC INFECTION CONTROL RISK ASSESSMENT (IRCA) STANDARDS.
C. UPON COMPLIANCE WITH NOTE "A" ABOVE, REMOVE ALL EXISTING FIRE ALARM SYSTEM CONTROL PANELS, POWER SUPPLIES, REMOTE ANNUNCIATOR PANELS, INITIATING AND NOTIFICATION DEVICES. ALL REMOVED FIRE ALARM SYSTEM COMPONENTS SHALL BE REMOVED FROM SITE AND DISPOSED OF PROPERLY. DEMOLITION SHALL BE CONDUCTED FLOOR-BY-FLOOR.
D. REMOVE ALL EXISTING FIRE ALARM SYSTEM WIRING.
E. REMOVE ALL ACCESSIBLE EXISTING FIRE ALARM SYSTEM JUNCTION BOXES AND CONDUITS. JUNCTION BOXES WITHIN EXISTING SHEETROCK WALLS AND CEILINGS SHALL BE REMOVED AND EXISTING CONDUITS ABANDONED IN PLACE WITHIN EXISTING WALLS. PATCH SHEETROCK WALL IN REMOVED JUNCTION BOX LOCATIONS AND PAINT WALLS TO MATCH EXISTING PAINTED FINISH.
F. REPLACE ANY CEILING TILES AND GRID COMPONENTS DAMAGED DURING DEMOLITION. REPLACE CEILING TILES IN LOCATIONS WHERE EXISTING FIRE ALARM SYSTEM DEVICES HAVE BEEN REMOVED. ALL REPLACED CEILING TILES AND GRID COMPONENTS SHALL MATCH EXISTING.
G. IN LOCATIONS WHERE SURFACE MOUNTED REMOTE ANNUNCIATOR HAVE BEEN REMOVED REMOVE JUNCTION BOX. ASSOCIATED FIRE ALARM SYSTEM WIRING AND ABANDON CONDUIT IN EXISTING WALL. PATCH SHEETROCK WALL IN REMOVED JUNCTION BOX LOCATIONS AND PAINT WALL TO MATCH EXISTING PAINTED FINISH.
H. DURING DEMOLITION ALL CEILING TILES WETHER REMOVED FOR ACCESS OF DEMOLITION OR MATCHING NEW CEILING TILE DUE TO DAMAGE DURING DEMOLITION ACCESS OR REMOVAL OF EXISTING FIRE ALARM DEVICE WITHIN AN EXISTING CEILING TILE, ALL CEILING TILES WETHER UNDAMAGED OR NEW TILES SHALL BE PLACED BACK INTO CEILING GRID AT THE END OF EACH WORK DAY AND WHEN NO WORK IS PRESENTLY TAKING PLACE. ACCESSIBLE CEILING LEFT OPEN WILL NOT BE ACCEPTABLE.

JSRa
JOHNSON SMITTHIPONG & ROSAMOND ASSOCIATES, INC.
5210 E Williams Cir • Ste 600 • Tucson, AZ 85711
(520) 547-7904 • www.jsra.com

Consultants:

Bernhard
Bernhard TME, LLC ▪ Engineering Division
2990 N. Swan Road
Suite 227
Tucson, Arizona 85712
Phone: (520) 323-2381
tme@bernhardtme.com

JACOB S. CRAVEN
NEW MEXICO
14382
REGISTERED PROFESSIONAL ENGINEER
12/6/2024

GIMC FIRE ALARM SYSTEM REDESIGN

516 E Nizhoni Blvd
Gallup, NM 87301

U. S. DEPARTMENT OF HEALTH AND HUMAN SERVICES
INDIAN HEALTH SERVICE
NAVAJO AREA OFFICE

No.	Date	Description

Issue Date:	12/6/24
Project No:	23-360
Scale:	1/8" = 1'-0"
Drawn By:	ARIVERA
Checked By:	JCRAVEN

FINAL CD

Sheet Title:

5000 LEVEL 1 - FIRE ALARM DEMOLITION

Sheet Number:

E118.1

Autodesk Docs://23-360 IHS IDIQ GIMC Fire Alarm v2023/23-390 12 Elec GIMC Fire Alarm Central 2023.rvt
12/5/2024 3:46:20 PM

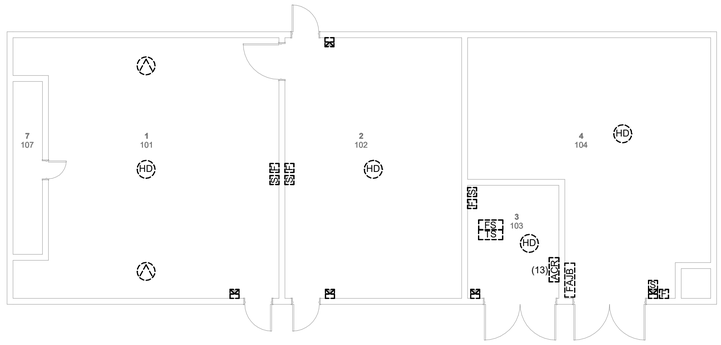

C2 5002 LEVEL 1 - FIRE ALARM DEMOLITION
1/8" = 1'-0"

GENERAL DEMOLITION NOTES:

A. THE NEW FIRE ALARM SYSTEM MUST BE COMPLETELY INSTALLED, COMMUNICATING WITH THE FIRE CONTROL PANEL, REMOTE DISPLAYS AND THIRD PARTY MONITORING COMPANY TESTED, ACCEPTED AND SIGNED OFF BY THE AHJ (IHS) AND THE LOCAL STATE FIRE MARSHALL PRIOR TO THE START OF ANY DEMOLITION WITHIN ANY BUILDING.
B. ALL DEMOLITION WORK SHALL BE COORDINATED AND SCHEDULED WITH GIMC FACILITIES THIRTY DAYS IN ADVANCE PRIOR TO STARTING ANY AND ALL DEMOLITION WORK. DO NOT PROCEED WITH DEMOLITION WORK WITHOUT WRITTEN PERMISSION FROM GIMC FACILITIES. ALL DEMOLITION WORK SHALL COMPLY WITH GIMC INFECTION CONTROL RISK ASSESSMENT (IRCA) STANDARDS.
C. UPON COMPLIANCE WITH NOTE "A" ABOVE, REMOVE ALL EXISTING FIRE ALARM SYSTEM CONTROL PANELS, POWER SUPPLIES, REMOTE ANNUNCIATOR PANELS, INITIATING AND NOTIFICATION DEVICES. ALL REMOVED FIRE ALARM SYSTEM COMPONENTS SHALL BE REMOVED FROM SITE AND DISPOSED OF PROPERLY. DEMOLITION SHALL BE CONDUCTED FLOOR-BY-FLOOR.
D. REMOVE ALL EXISTING FIRE ALARM SYSTEM WIRING.
E. REMOVE ALL ACCESSIBLE EXISTING FIRE ALARM SYSTEM JUNCTION BOXES AND CONDUITS. JUNCTION BOXES WITHIN EXISTING SHEETROCK WALLS AND CEILINGS SHALL BE REMOVED AND EXISTING CONDUITS ABANDONED IN PLACE WITHIN EXISTING WALLS. PATCH SHEETROCK WALL IN REMOVED JUNCTION BOX LOCATIONS AND PAINT WALLS TO MATCH EXISTING PAINTED FINISH.
F. REPLACE ANY CEILING TILES AND GRID COMPONENTS DAMAGED DURING DEMOLITION. REPLACE CEILING TILES IN LOCATIONS WHERE EXISTING FIRE ALARM SYSTEM DEVICES HAVE BEEN REMOVED. ALL REPLACED CEILING TILES AND GRID COMPONENTS SHALL MATCH EXISTING.
G. IN LOCATIONS WHERE SURFACE MOUNTED REMOTE ANNUNCIATOR HAVE BEEN REMOVED REMOVE JUNCTION BOX. ASSOCIATED FIRE ALARM SYSTEM WIRING AND ABANDON CONDUIT IN EXISTING WALL. PATCH SHEETROCK WALL IN REMOVED JUNCTION BOX LOCATIONS AND PAINT WALL TO MATCH EXISTING PAINTED FINISH.
H. DURING DEMOLITION ALL CEILING TILES WETHER REMOVED FOR ACCESS OF DEMOLITION OR MATCHING NEW CEILING TILE DUE TO DAMAGE DURING DEMOLITION ACCESS OR REMOVAL OF EXISTING FIRE ALARM DEVICE WITHIN AN EXISTING CEILING TILE, ALL CEILING TILES WETHER UNDAMAGED OR NEW TILES SHALL BE PLACED BACK INTO CEILING GRID AT THE END OF EACH WORK DAY AND WHEN NO WORK IS PRESENTLY TAKING PLACE. ACCESSIBLE CEILING LEFT OPEN WILL NOT BE ACCEPTABLE.

JSRa
JOHNSON SMITTHIPONG & ROSAMOND ASSOCIATES, INC.
5210 E Williams Cir ◦ Ste 600 ◦ Tucson, AZ 85711
(520) 547-7904 ◦ www.jsra.com

Consultants:

Bernhard
Bernhard TME, LLC ▪ Engineering Division
2990 N. Swan Road
Suite 227
Tucson, Arizona 85712
Phone: (520) 323-2381
tme@bernhardtme.com

JACOB S. CUARA
NEW MEXICO
24382
REGISTERED PROFESSIONAL ENGINEER
12/6/2024

GIMC FIRE ALARM SYSTEM REDESIGN

516 E Nizhoni Blvd
Gallup, NM 87301

U. S. DEPARTMENT OF HEALTH AND HUMAN SERVICES
INDIAN HEALTH SERVICE
NAVAJO AREA OFFICE

No.	Date	Description

Issue Date:	12/6/24
Project No:	23-360
Scale:	1/8" = 1'-0"
Drawn By:	ARIVERA
Checked By:	JCRAVEN

FINAL CD

Sheet Title:

5002 LEVEL 1 - FIRE ALARM DEMOLITION

Sheet Number:

E119.1

Autodesk Docs://23-360 IHS IDIQ GIMC Fire Alarm v2023/23-390 12 Elec GIMC Fire Alarm Central 2023.rvt
12/5/2024 3:46:20 PM

GENERAL OVERVIEW OF SEQUENCE OF CONSTRUCTION :

A. INSTALL SIEMENS CERBERUS PRO MODULAR FIRE CONTROL PANEL AND MANAGEMENT STATION COMPLETE WITH SERVER MONITOR, KEYBOARD AND PRINTER WITHIN THE BOILER CONTROL ROOM (CENTRAL PLANT) WITHIN THE MAIN HOSPITAL BUILDING 2000.
B. INSTALL SIEMENS CERBERUS PRO FIRE ALARM CONTROL PANELS WITHIN THE FOLLOWING EXISTING BUILDINGS:
   a. 2016 - BUILDING F .
   b. 2018 - OUTPATIENTS CLINIC.
   c. 3003 - BEHAVIORAL HEALTH.
   d. 4010 - WALK-IN CLINIC.
   e. 5000 - FACILITIES MANAGEMENT.
   f. 5002 - GENERATOR.
C. INSTALL SIEMENS PAD - 4 DISTRIBUTED POWER MODULES.
D. INSTALL REMOTE DISPLAY TERMINALS (REMOTE ANNUNCIATORS).
E. INSTALL FIBER OPTIC CABLING IN CONDUIT BETWEEN FIRE CONTROL PANEL AND BUILDING FIRE ALARM CONTROL PANEL AND EXISTING BUILDING 3000 SIEMENS CERBERUS FIRE ALARM CONTROL PANEL LOCATED WITHIN THE BUILDING 3000 ELECTRICAL ROOM.
F. INSTALL COPPER CABLING IN RED CONDUIT BETWEEN FIRE CONTROL PANELS TO THE SIEMENS PAD DISTRIBUTED POWER MODULES.
G. TEST AND TERMINATE ALL FIBER OPTIC CABLING INDICATED WITHIN GENERAL NOTES E AND F ABOVE.
H. PROGRAM AND TEST FIRE ALARM CONTROL PANELS AND PAD DISTRIBUTED POWER MODULES.
I. INSTALL NEW FIRE ALARM INITIATING AND NOTIFICATION DEVICES ON A FLOOR-BY-FLOOR BASES. VERIFY AND TEST PROGRAMMING, SYNCHRONIZE ALL FIRE ALARM STROBES THROUGHOUT FLOOR. PERFORM ACCEPTANCE TESTING AS A COMPLETED SYSTEM WITH AHJ (IHS) AND THE LOCAL STATE FIRE MARSHALL.
J. UPON COMPLETION OF THE NEW FIRE ALARM SYSTEMS PERFORM ACCEPTANCE TESTING AS A COMPLETED SYSTEM WITH AHJ (IHS) AND THE LOCAL STATE FIRE MARSHALL.
K. REVISE PROGRAMMING WITHIN EXISTING TOHATCHI HEALTH CLINIC EDWARDS EST4 TO TRANSMIT THE CMS (POINTS LIST) TO THE SIEMENS CERBERUS PRO MODULAR FIRE CONTROL PANEL LOCATED WITH THE BOILER CONTROL ROOM (CENTRAL PLANT) WITHIN THE MAIN HOSPITAL.
L. PROVIDE DETECTORS, DUCT MOUNTED SMOKE DETECTORS, AND SPEAKER STROBES WITHIN 1 NORTH BASEMENT ROOM. CONNECT TO NEW FIRE ALARM SYSTEM.

⬡KEYED NOTES:

1. IN LOCATIONS WHERE FIRE ALARM DEVICES HAVE BEEN REMOVED, INSTALL ALL NEW FIRE ALARM DEVICES WITH THEIR ASSOCIATED WIRING AND CONDUIT IN EXISTING WALL WHICH WAS ABANDONED FOR REINSTALLATION.

A1 2000 LEVEL 0 - FIRE ALARM
1" = 20'-0"

JSRa
JOHNSON SMITTHIPONG & ROSAMOND ASSOCIATES, INC.
5210 E Williams Cir • Ste 600 • Tucson, AZ 85711
(520) 547-7904 • www.jsra.com

Consultants:

Bernhard
Bernhard TME, LLC ▪ Engineering Division
2990 N. Swan Road
Suite 227
Tucson, Arizona 85712
Phone: (520) 323-2381
tme@bernhardtme.com

JACOB S. CLARK NEW MEXICO 24382 REGISTERED PROFESSIONAL ENGINEER
12/6/2024

GIMC FIRE ALARM SYSTEM REDESIGN

516 E Nizhoni Blvd
Gallup, NM 87301

U. S. DEPARTMENT OF HEALTH AND HUMAN SERVICES
INDIAN HEALTH SERVICE
NAVAJO AREA OFFICE

No.	Date	Description

Issue Date:	12/6/24
Project No:	23-360
Scale:	1" = 20'-0"
Drawn By:	ARIVERA
Checked By:	JCRAVEN

FINAL CD

Sheet Title:
2000 LEVEL 0 - FIRE ALARM

Sheet Number:
E141.0

Autodesk Docs://23-360 IHS IDIQ GIMC Fire Alarm v2023/23-390 12 Elec GIMC Fire Alarm Central 2023.rvt
12/5/2024 3:46:20 PM

GENERAL OVERVIEW OF SEQUENCE OF CONSTRUCTION :

A. INSTALL SIEMENS CERBERUS PRO MODULAR FIRE CONTROL PANEL AND MANAGEMENT STATION COMPLETE WITH SERVER MONITOR, KEYBOARD AND PRINTER WITHIN THE BOILER CONTROL ROOM (CENTRAL PLANT) WITHIN THE MAIN HOSPITAL BUILDING 2000.
B. INSTALL SIEMENS CERBERUS PRO FIRE ALARM CONTROL PANELS WITHIN THE FOLLOWING EXISTING BUILDINGS:
   a. 2016 - BUILDING F .
   b. 2018 - OUTPATIENTS CLINIC.
   c. 3003 - BEHAVIORAL HEALTH.
   d. 4010 - WALK-IN CLINIC.
   e. 5000 - FACILITIES MANAGEMENT.
   f. 5002 - GENERATOR.
C. INSTALL SIEMENS PAD - 4 DISTRIBUTED POWER MODULES.
D. INSTALL REMOTE DISPLAY TERMINALS (REMOTE ANNUNCIATORS).
E. INSTALL FIBER OPTIC CABLING IN CONDUIT BETWEEN FIRE CONTROL PANEL AND BUILDING FIRE ALARM CONTROL PANEL AND EXISTING BUILDING 3000 SIEMENS CERBERUS FIRE ALARM CONTROL PANEL LOCATED WITHIN THE BUILDING 3000 ELECTRICAL ROOM.
F. INSTALL COPPER CABLING IN RED CONDUIT BETWEEN FIRE CONTROL PANELS TO THE SIEMENS PAD DISTRIBUTED POWER MODULES.
G. TEST AND TERMINATE ALL FIBER OPTIC CABLING AND COPPER CABLING INDICATED WITHIN GENERAL NOTES E AND F ABOVE.
H. PROGRAM AND TEST FIRE ALARM CONTROL PANELS AND PAD DISTRIBUTED POWER MODULES.
I. INSTALL NEW FIRE ALARM INITIATING AND NOTIFICATION DEVICES ON A FLOOR-BY-FLOOR BASES. VERIFY AND TEST PROGRAMMING, SYNCHRONIZE ALL FIRE ALARM STROBES THROUGHOUT FLOOR. PERFORM ACCEPTANCE TESTING AS A COMPLETED SYSTEM WITH AHJ (IHS) AND THE LOCAL STATE FIRE MARSHALL.
J. UPON COMPLETION OF THE NEW FIRE ALARM SYSTEMS PERFORM ACCEPTANCE TESTING AS A COMPLETED SYSTEM WITH AHJ (IHS) AND THE LOCAL STATE FIRE MARSHALL.
K. REVISE PROGRAMMING WITHIN EXISTING TOHATCHI HEALTH CLINIC EDWARDS EST4 TO TRANSMIT THE CMS (POINTS LIST) TO THE SIEMENS CERBERUS PRO MODULAR FIRE CONTROL PANEL LOCATED WITH THE BOILER CONTROL ROOM (CENTRAL PLANT) WITHIN THE MAIN HOSPITAL.

A1 2000 LEVEL 1 - FIRE ALARM
1" = 20'-0"

JSRa
JOHNSON SMITTHIPONG & ROSAMOND ASSOCIATES, INC.
5210 E Williams Cir • Ste 600 • Tucson, AZ 85711
(520) 547-7904 • www.jsra.com

Consultants:
Bernhard
Bernhard TME, LLC ■ Engineering Division
2990 N. Swan Road
Suite 227
Tucson, Arizona 85712
Phone: (520) 323-2381
tme@bernhardtme.com

JACOB S. CLARK
NEW MEXICO
24382
LICENSED PROFESSIONAL ENGINEER
12/6/2024

GIMC FIRE ALARM SYSTEM REDESIGN

516 E Nizhoni Blvd
Gallup, NM 87301

U. S. DEPARTMENT OF HEALTH AND HUMAN SERVICES
INDIAN HEALTH SERVICE
NAVAJO AREA OFFICE

No.	Date	Description

Issue Date:	12/6/24
Project No:	23-360
Scale:	1" = 20'-0"
Drawn By:	ARIVERA
Checked By:	JCRAVEN

FINAL CD

Sheet Title:
2000 LEVEL 1 - FIRE ALARM

Sheet Number:
E141.1

Autodesk Docs://23-360 IHS IDIQ GIMC Fire Alarm v2023/23-390 12 Elec GIMC Fire Alarm Central 2023.rvt
12/5/2024 3:46:22 PM

GENERAL OVERVIEW OF SEQUENCE OF CONSTRUCTION :

A. INSTALL SIEMENS CERBERUS PRO MODULAR FIRE CONTROL PANEL AND MANAGEMENT STATION COMPLETE WITH SERVER MONITOR, KEYBOARD AND PRINTER WITHIN THE BOILER CONTROL ROOM (CENTRAL PLANT) WITHIN THE MAIN HOSPITAL BUILDING 2000.
B. INSTALL SIEMENS CERBERUS PRO FIRE ALARM CONTROL PANELS WITHIN THE FOLLOWING EXISTING BUILDINGS:
   a. 2016 - BUILDING F .
   b. 2018 - OUTPATIENTS CLINIC.
   c. 3003 - BEHAVIORAL HEALTH.
   d. 4010 - WALK-IN CLINIC.
   e. 5000 - FACILITIES MANAGEMENT.
   f. 5002 - GENERATOR.
C. INSTALL SIEMENS PAD - 4 DISTRIBUTED POWER MODULES.
D. INSTALL REMOTE DISPLAY TERMINALS (REMOTE ANNUNCIATORS).
E. INSTALL FIBER OPTIC CABLING IN CONDUIT BETWEEN FIRE CONTROL PANEL AND BUILDING FIRE ALARM CONTROL PANEL AND EXISTING BUILDING 3000 SIEMENS CERBERUS FIRE ALARM CONTROL PANEL LOCATED WITHIN THE BUILDING 3000 ELECTRICAL ROOM.
F. INSTALL COPPER CABLING IN RED CONDUIT BETWEEN FIRE CONTROL PANELS TO THE SIEMENS PAD DISTRIBUTED POWER MODULES.
G. TEST AND TERMINATE ALL FIBER OPTIC CABLING AND COPPER CABLING INDICATED WITHIN GENERAL NOTES E AND F ABOVE.
H. PROGRAM AND TEST FIRE ALARM CONTROL PANELS AND PAD DISTRIBUTED POWER MODULES.
I. INSTALL NEW FIRE ALARM INITIATING AND NOTIFICATION DEVICES ON A FLOOR-BY-FLOOR BASES. VERIFY AND TEST PROGRAMMING, SYNCHRONIZE ALL FIRE ALARM STROBES THROUGHOUT FLOOR. PERFORM ACCEPTANCE TESTING AS A COMPLETED SYSTEM WITH AHJ (IHS) AND THE LOCAL STATE FIRE MARSHALL.
J. UPON COMPLETION OF THE NEW FIRE ALARM SYSTEMS PERFORM ACCEPTANCE TESTING AS A COMPLETED SYSTEM WITH AHJ (IHS) AND THE LOCAL STATE FIRE MARSHALL.
K. REVISE PROGRAMMING WITHIN EXISTING TOHATCHI HEALTH CLINIC EDWARDS EST4 TO TRANSMIT THE CMS (POINTS LIST) TO THE SIEMENS CERBERUS PRO MODULAR FIRE CONTROL PANEL LOCATED WITH THE BOILER CONTROL ROOM (CENTRAL PLANT) WITHIN THE MAIN HOSPITAL.

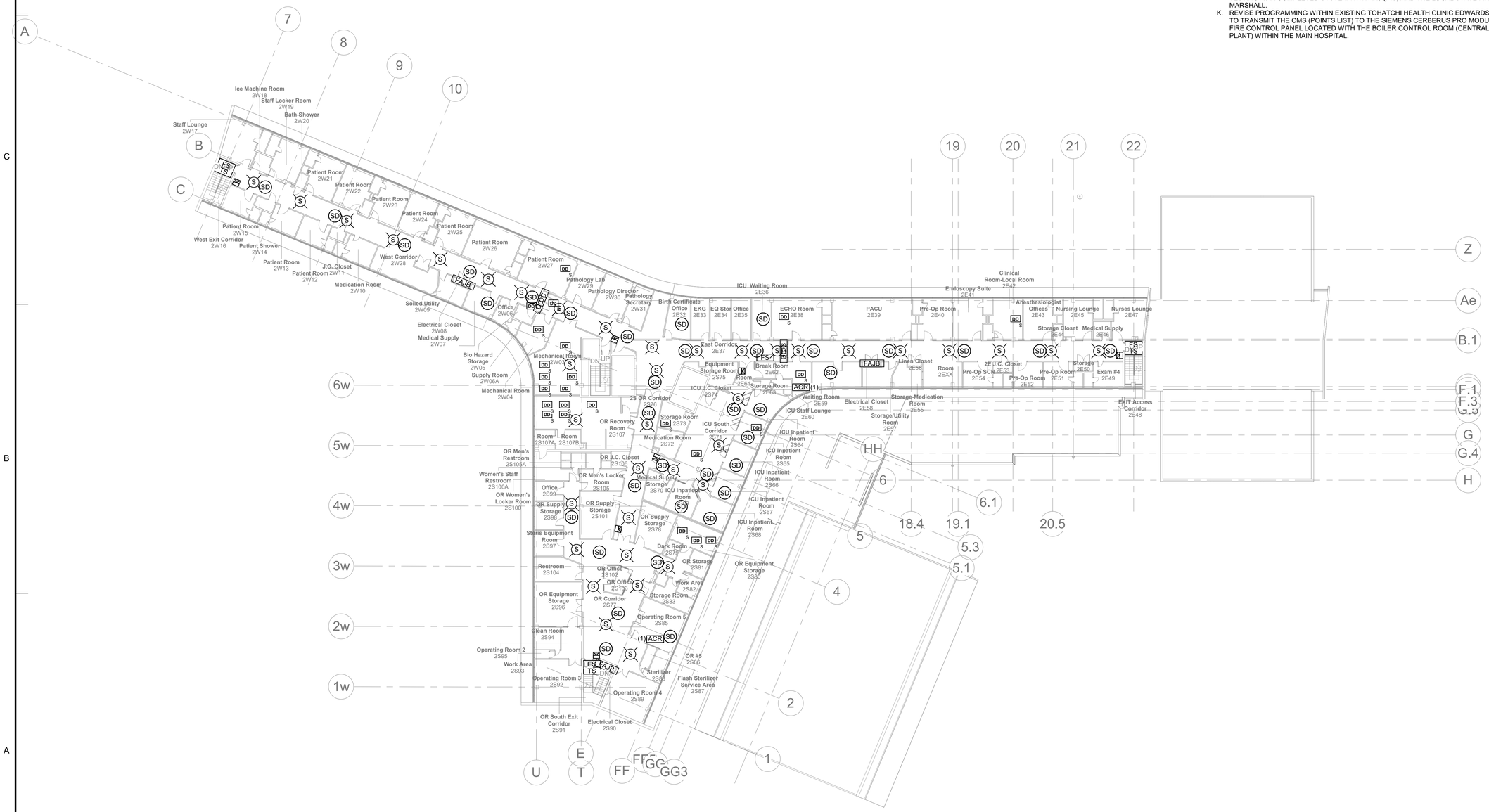

A1 2000 LEVEL 2 - FIRE ALARM
1" = 20'-0"

JSRa
JOHNSON SMITTHIPONG & ROSAMOND ASSOCIATES, INC.
5210 E Williams Cir • Ste 600 • Tucson, AZ 85711
(520) 547-7904 • www.jsra.com

Consultants:

Bernhard
Bernhard TME, LLC ■ Engineering Division
2990 N. Swan Road
Suite 227
Tucson, Arizona 85712
Phone: (520) 323-2381
tme@bernhardtme.com

JACOB S. CLARK
NEW MEXICO
24382
PROFESSIONAL ENGINEER
12/6/2024

GIMC FIRE ALARM SYSTEM REDESIGN

516 E Nizhoni Blvd
Gallup, NM 87301

U. S. DEPARTMENT OF HEALTH AND HUMAN SERVICES
INDIAN HEALTH SERVICE
NAVAJO AREA OFFICE

No.	Date	Description

Issue Date:	12/6/24
Project No:	23-360
Scale:	1" = 20'-0"
Drawn By:	ARIVERA
Checked By:	JCRAVEN

FINAL CD

Sheet Title:

2000 LEVEL 2 - FIRE ALARM

Sheet Number:

E141.2

Autodesk Docs://23-360 IHS IDIQ GIMC Fire Alarm v2023/23-390 12 Elec GIMC Fire Alarm Central 2023.rvt
12/5/2024 3:46:23 PM

GENERAL OVERVIEW OF SEQUENCE OF CONSTRUCTION :

A. INSTALL SIEMENS CERBERUS PRO MODULAR FIRE CONTROL PANEL AND MANAGEMENT STATION COMPLETE WITH SERVER MONITOR, KEYBOARD AND PRINTER WITHIN THE BOILER CONTROL ROOM (CENTRAL PLANT) WITHIN THE MAIN HOSPITAL BUILDING 2000.
B. INSTALL SIEMENS CERBERUS PRO FIRE ALARM CONTROL PANELS WITHIN THE FOLLOWING EXISTING BUILDINGS:
   a. 2016 - BUILDING F .
   b. 2018 - OUTPATIENTS CLINIC.
   c. 3003 - BEHAVIORAL HEALTH.
   d. 4010 - WALK-IN CLINIC.
   e. 5000 - FACILITIES MANAGEMENT.
   f. 5002 - GENERATOR.
C. INSTALL SIEMENS PAD - 4 DISTRIBUTED POWER MODULES.
D. INSTALL REMOTE DISPLAY TERMINALS (REMOTE ANNUNCIATORS).
E. INSTALL FIBER OPTIC CABLING IN CONDUIT BETWEEN FIRE CONTROL PANEL AND BUILDING FIRE ALARM CONTROL PANEL AND EXISTING BUILDING 3000 SIEMENS CERBERUS FIRE ALARM CONTROL PANEL LOCATED WITHIN THE BUILDING 3000 ELECTRICAL ROOM.
F. INSTALL COPPER CABLING IN RED CONDUIT BETWEEN FIRE CONTROL PANELS TO THE SIEMENS PAD DISTRIBUTED POWER MODULES.
G. TEST AND TERMINATE ALL FIBER OPTIC CABLING AND COPPER CABLING INDICATED WITHIN GENERAL NOTES E AND F ABOVE.
H. PROGRAM AND TEST FIRE ALARM CONTROL PANELS AND PAD DISTRIBUTED POWER MODULES.
I. INSTALL NEW FIRE ALARM INITIATING AND NOTIFICATION DEVICES ON A FLOOR-BY-FLOOR BASES. VERIFY AND TEST PROGRAMMING, SYNCHRONIZE ALL FIRE ALARM STROBES THROUGHOUT FLOOR. PERFORM ACCEPTANCE TESTING AS A COMPLETED SYSTEM WITH AHJ (IHS) AND THE LOCAL STATE FIRE MARSHALL.
J. UPON COMPLETION OF THE NEW FIRE ALARM SYSTEMS PERFORM ACCEPTANCE TESTING AS A COMPLETED SYSTEM WITH AHJ (IHS) AND THE LOCAL STATE FIRE MARSHALL.
K. REVISE PROGRAMMING WITHIN EXISTING TOHATCHI HEALTH CLINIC EDWARDS EST4 TO TRANSMIT THE CMS (POINTS LIST) TO THE SIEMENS CERBERUS PRO MODULAR FIRE CONTROL PANEL LOCATED WITH THE BOILER CONTROL ROOM (CENTRAL PLANT) WITHIN THE MAIN HOSPITAL.

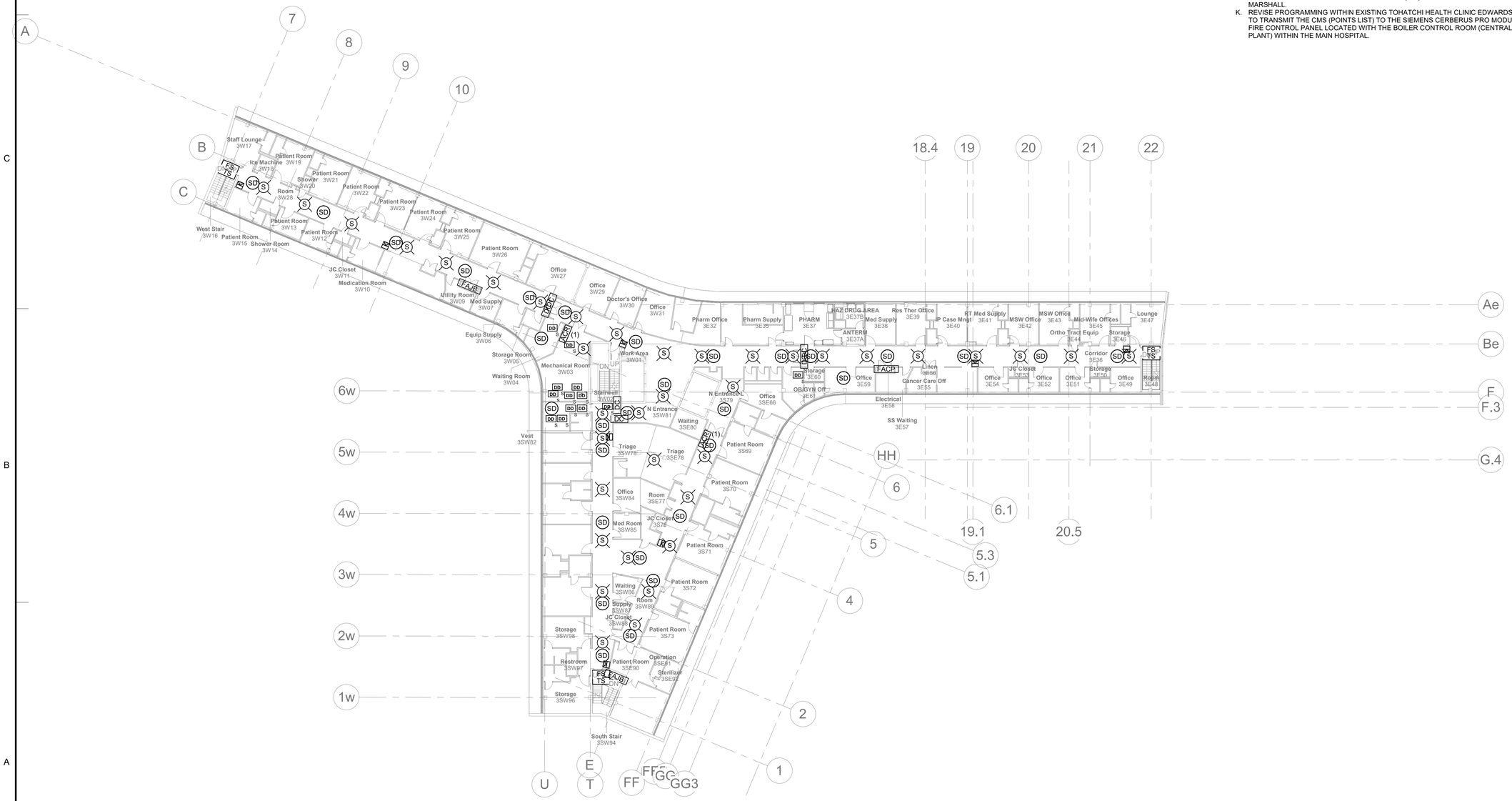

A1 2000 LEVEL 3 - FIRE ALARM
1" = 20'-0"

JSRa
JOHNSON SMITTHIPONG & ROSAMOND ASSOCIATES, INC.
5210 E Williams Cir ◦ Ste 600◦ Tucson, AZ 85711
(520) 547-7904 ◦ www.jsra.com

Consultants:

Bernhard
Bernhard TME, LLC ▪ Engineering Division
2990 N. Swan Road
Suite 227
Tucson, Arizona 85712
Phone: (520) 323-2381
tme@bernhardtme.com

JACOB S. CUARA
NEW MEXICO
14382
REGISTERED PROFESSIONAL ENGINEER
12/6/2024

GIMC FIRE ALARM SYSTEM REDESIGN

516 E Nizhoni Blvd
Gallup, NM 87301

U. S. DEPARTMENT OF HEALTH AND HUMAN SERVICES
INDIAN HEALTH SERVICE
NAVAJO AREA OFFICE

No.	Date	Description

Issue Date:	12/6/24
Project No:	23-360
Scale:	1" = 20'-0"
Drawn By:	ARIVERA
Checked By:	JCRAVEN

FINAL CD

Sheet Title:

2000 LEVEL 3 - FIRE ALARM

Sheet Number:

E141.3

Autodesk Docs://23-360 IHS IDIQ GIMC Fire Alarm v2023/23-390 12 Elec GIMC Fire Alarm Central 2023.rvt
12/5/2024 3:46:23 PM

GENERAL OVERVIEW OF SEQUENCE OF CONSTRUCTION :

A. INSTALL SIEMENS CERBERUS PRO MODULAR FIRE CONTROL PANEL AND MANAGEMENT STATION COMPLETE WITH SERVER MONITOR, KEYBOARD AND PRINTER WITHIN THE BOILER CONTROL ROOM (CENTRAL PLANT) WITHIN THE MAIN HOSPITAL BUILDING 2000.
B. INSTALL SIEMENS CERBERUS PRO FIRE ALARM CONTROL PANELS WITHIN THE FOLLOWING EXISTING BUILDINGS:
   a. 2016 - BUILDING F .
   b. 2018 - OUTPATIENTS CLINIC.
   c. 3003 - BEHAVIORAL HEALTH.
   d. 4010 - WALK-IN CLINIC.
   e. 5000 - FACILITIES MANAGEMENT.
   f. 5002 - GENERATOR.
C. INSTALL SIEMENS PAD - 4 DISTRIBUTED POWER MODULES.
D. INSTALL REMOTE DISPLAY TERMINALS (REMOTE ANNUNCIATORS).
E. INSTALL FIBER OPTIC CABLING IN CONDUIT BETWEEN FIRE CONTROL PANEL AND BUILDING FIRE ALARM CONTROL PANEL AND EXISTING BUILDING 3000 SIEMENS CERBERUS FIRE ALARM CONTROL PANEL LOCATED WITHIN THE BUILDING 3000 ELECTRICAL ROOM.
F. INSTALL COPPER CABLING IN RED CONDUIT BETWEEN FIRE CONTROL PANELS TO THE SIEMENS PAD DISTRIBUTED POWER MODULES.
G. TEST AND TERMINATE ALL FIBER OPTIC CABLING AND COPPER CABLING INDICATED WITHIN GENERAL NOTES E AND F ABOVE.
H. PROGRAM AND TEST FIRE ALARM CONTROL PANELS AND PAD DISTRIBUTED POWER MODULES.
I. INSTALL NEW FIRE ALARM INITIATING AND NOTIFICATION DEVICES ON A FLOOR-BY-FLOOR BASES. VERIFY AND TEST PROGRAMMING, SYNCHRONIZE ALL FIRE ALARM STROBES THROUGHOUT FLOOR. PERFORM ACCEPTANCE TESTING AS A COMPLETED SYSTEM WITH AHJ (IHS) AND THE LOCAL STATE FIRE MARSHALL.
J. UPON COMPLETION OF THE NEW FIRE ALARM SYSTEMS PERFORM ACCEPTANCE TESTING AS A COMPLETED SYSTEM WITH AHJ (IHS) AND THE LOCAL STATE FIRE MARSHALL.
K. REVISE PROGRAMMING WITHIN EXISTING TOHATCHI HEALTH CLINIC EDWARDS EST4 TO TRANSMIT THE CMS (POINTS LIST) TO THE SIEMENS CERBERUS PRO MODULAR FIRE CONTROL PANEL LOCATED WITH THE BOILER CONTROL ROOM (CENTRAL PLANT) WITHIN THE MAIN HOSPITAL.

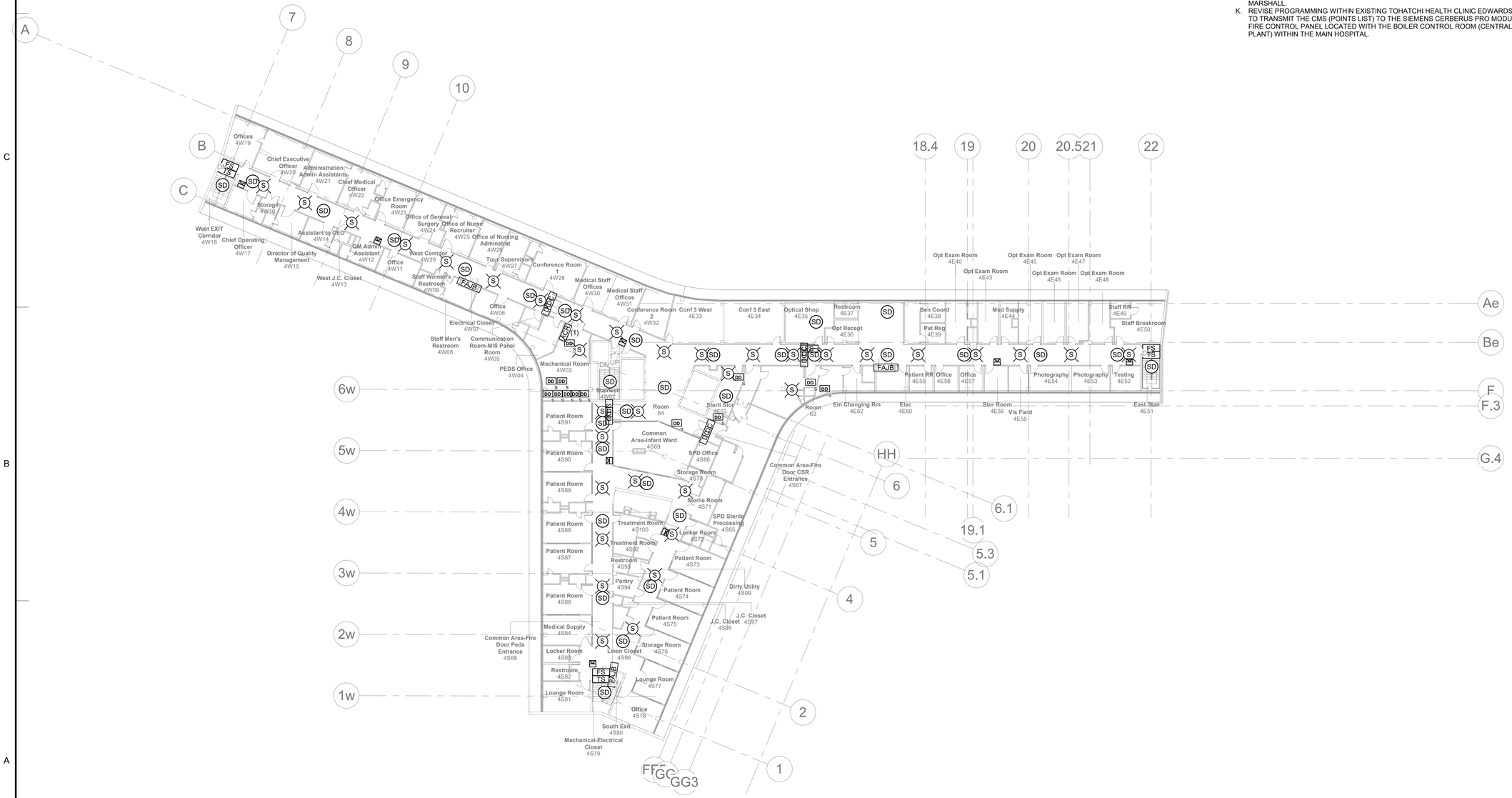

A1 2000 LEVEL 4 - FIRE ALARM
1" = 20'-0"

JSRa
JOHNSON SMITTHIPONG & ROSAMOND ASSOCIATES, INC.
5210 E Williams Cir • Ste 600• Tucson, AZ 85711
(520) 547-7904 • www.jsra.com

Consultants:

Bernhard
Bernhard TME, LLC ■ Engineering Division
2990 N. Swan Road
Suite 227
Tucson, Arizona 85712
Phone: (520) 323-2381
tme@bernhardtme.com

JACOB S. CUARA
NEW MEXICO
14382
REGISTERED PROFESSIONAL ENGINEER
12/6/2024

GIMC FIRE ALARM SYSTEM REDESIGN

516 E Nizhoni Blvd
Gallup, NM 87301

U. S. DEPARTMENT OF HEALTH AND HUMAN SERVICES
INDIAN HEALTH SERVICE
NAVAJO AREA OFFICE

No.	Date	Description

Issue Date:	12/6/24
Project No:	23-360
Scale:	1" = 20'-0"
Drawn By:	ARIVERA
Checked By:	JCRAVEN

FINAL CD

Sheet Title:

2000 LEVEL 4 - FIRE ALARM

Sheet Number:

E141.4

Autodesk Docs://23-360 IHS IDIQ GIMC Fire Alarm v2023/23-390 12 Elec GIMC Fire Alarm Central 2023.rvt
12/5/2024 3:46:24 PM

GENERAL OVERVIEW OF SEQUENCE OF CONSTRUCTION :

A. INSTALL SIEMENS CERBERUS PRO MODULAR FIRE CONTROL PANEL AND MANAGEMENT STATION COMPLETE WITH SERVER MONITOR, KEYBOARD AND PRINTER WITHIN THE BOILER CONTROL ROOM (CENTRAL PLANT) WITHIN THE MAIN HOSPITAL BUILDING 2000.
B. INSTALL SIEMENS CERBERUS PRO FIRE ALARM CONTROL PANELS WITHIN THE FOLLOWING EXISTING BUILDINGS:
   a. 2016 - BUILDING F .
   b. 2018 - OUTPATIENTS CLINIC.
   c. 3003 - BEHAVIORAL HEALTH.
   d. 4010 - WALK-IN CLINIC.
   e. 5000 - FACILITIES MANAGEMENT.
   f. 5002 - GENERATOR.
C. INSTALL SIEMENS PAD - 4 DISTRIBUTED POWER MODULES.
D. INSTALL REMOTE DISPLAY TERMINALS (REMOTE ANNUNCIATORS).
E. INSTALL FIBER OPTIC CABLING IN CONDUIT BETWEEN FIRE CONTROL PANEL AND BUILDING FIRE ALARM CONTROL PANEL AND EXISTING BUILDING 3000 SIEMENS CERBERUS FIRE ALARM CONTROL PANEL LOCATED WITHIN THE BUILDING 3000 ELECTRICAL ROOM.
F. INSTALL COPPER CABLING IN RED CONDUIT BETWEEN FIRE CONTROL PANELS TO THE SIEMENS PAD DISTRIBUTED POWER MODULES.
G. TEST AND TERMINATE ALL FIBER OPTIC CABLING AND COPPER CABLING INDICATED WITHIN GENERAL NOTES E AND F ABOVE.
H. PROGRAM AND TEST FIRE ALARM CONTROL PANELS AND PAD DISTRIBUTED POWER MODULES.
I. INSTALL NEW FIRE ALARM INITIATING AND NOTIFICATION DEVICES ON A FLOOR-BY-FLOOR BASES. VERIFY AND TEST PROGRAMMING, SYNCHRONIZE ALL FIRE ALARM STROBES THROUGHOUT FLOOR. PERFORM ACCEPTANCE TESTING AS A COMPLETED SYSTEM WITH AHJ (IHS) AND THE LOCAL STATE FIRE MARSHALL.
J. UPON COMPLETION OF THE NEW FIRE ALARM SYSTEMS PERFORM ACCEPTANCE TESTING AS A COMPLETED SYSTEM WITH AHJ (IHS) AND THE LOCAL STATE FIRE MARSHALL.
K. REVISE PROGRAMMING WITHIN EXISTING TOHATCHI HEALTH CLINIC EDWARDS EST4 TO TRANSMIT THE CMS (POINTS LIST) TO THE SIEMENS CERBERUS PRO MODULAR FIRE CONTROL PANEL LOCATED WITH THE BOILER CONTROL ROOM (CENTRAL PLANT) WITHIN THE MAIN HOSPITAL.

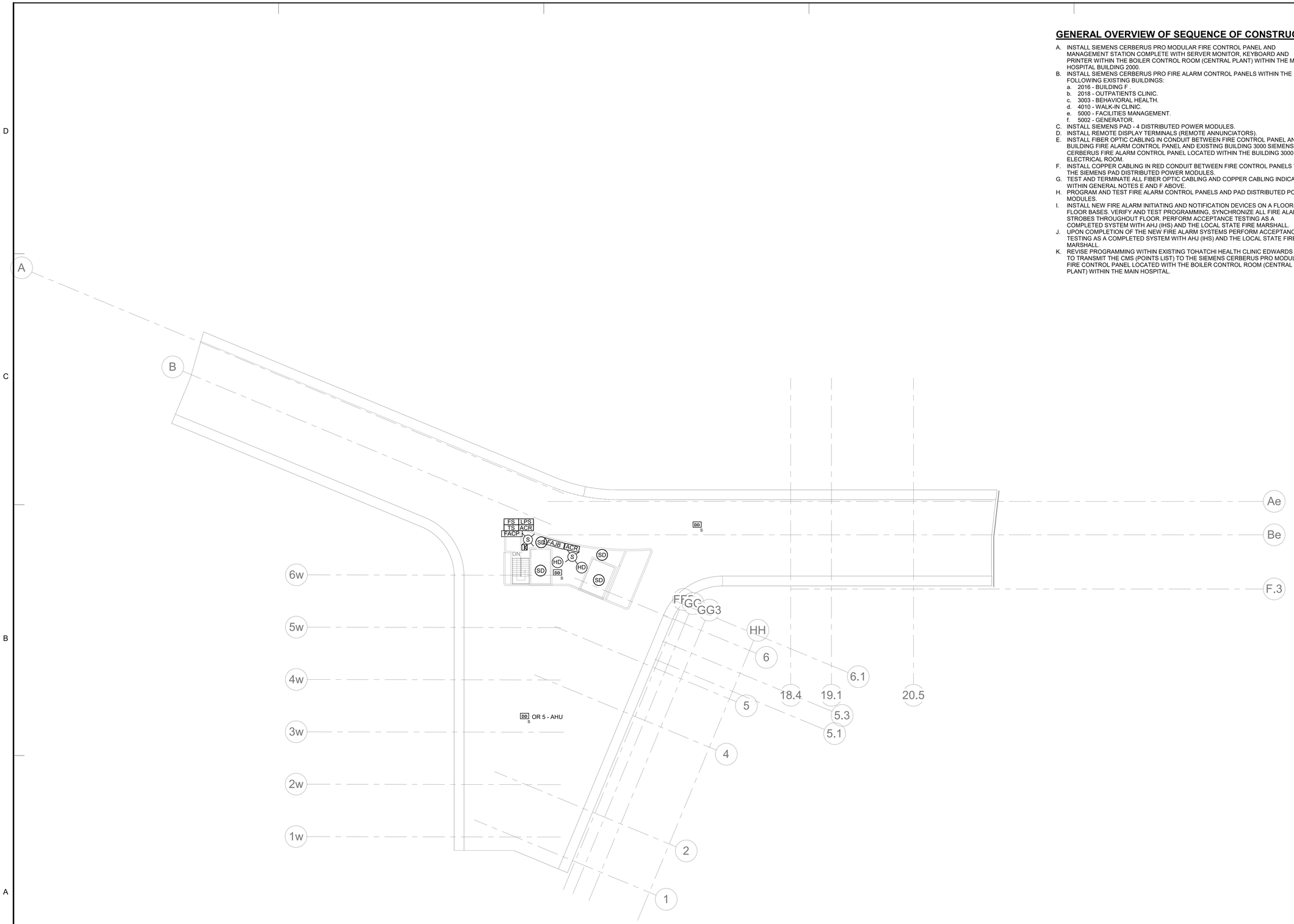

A1 2000 ROOF - FIRE ALARM
1" = 20'-0"

JSRa
JOHNSON SMITTHIPONG & ROSAMOND ASSOCIATES, INC.
5210 E Williams Cir • Ste 600 • Tucson, AZ 85711
(520) 547-7904 • www.jsra.com

Consultants:

Bernhard
Bernhard TME, LLC ■ Engineering Division
2990 N. Swan Road
Suite 227
Tucson, Arizona 85712
Phone: (520) 323-2381
tme@bernhardtme.com

JACOB S. CUARON
NEW MEXICO
24382
REGISTERED PROFESSIONAL ENGINEER
12/6/2024

GIMC FIRE ALARM SYSTEM REDESIGN

516 E Nizhoni Blvd
Gallup, NM 87301

U. S. DEPARTMENT OF HEALTH AND HUMAN SERVICES
INDIAN HEALTH SERVICE
NAVAJO AREA OFFICE

No.	Date	Description

Issue Date:	12/6/24
Project No:	23-360
Scale:	1" = 20'-0"
Drawn By:	ARIVERA
Checked By:	JCRAVEN

FINAL CD

Sheet Title:
2000 ROOF - FIRE ALARM

Sheet Number:
E141.5

Autodesk Docs://23-360 IHS IDIQ GIMC Fire Alarm v2023/23-390 12 Elec GIMC Fire Alarm Central 2023.rvt
12/5/2024 3:46:24 PM

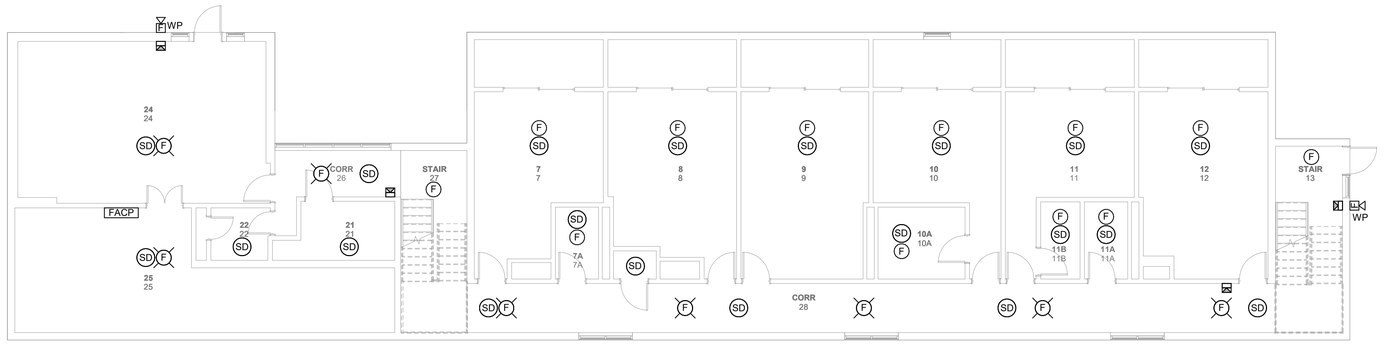

C1 2016 LEVEL 1 - FIRE ALARM
1/8" = 1'-0"

GENERAL OVERVIEW OF SEQUENCE OF CONSTRUCTION :

A. INSTALL SIEMENS CERBERUS PRO MODULAR FIRE CONTROL PANEL AND MANAGEMENT STATION COMPLETE WITH SERVER MONITOR, KEYBOARD AND PRINTER WITHIN THE BOILER CONTROL ROOM (CENTRAL PLANT) WITHIN THE MAIN HOSPITAL BUILDING 2000.
B. INSTALL SIEMENS CERBERUS PRO FIRE ALARM CONTROL PANELS WITHIN THE FOLLOWING EXISTING BUILDINGS:
   a. 2016 - BUILDING F .
   b. 2018 - OUTPATIENTS CLINIC.
   c. 3003 - BEHAVIORAL HEALTH.
   d. 4010 - WALK-IN CLINIC.
   e. 5000 - FACILITIES MANAGEMENT.
   f. 5002 - GENERATOR.
C. INSTALL SIEMENS PAD - 4 DISTRIBUTED POWER MODULES.
D. INSTALL REMOTE DISPLAY TERMINALS (REMOTE ANNUNCIATORS).
E. INSTALL FIBER OPTIC CABLING IN CONDUIT BETWEEN FIRE CONTROL PANEL AND BUILDING FIRE ALARM CONTROL PANEL AND EXISTING BUILDING 3000 SIEMENS CERBERUS FIRE ALARM CONTROL PANEL LOCATED WITHIN THE BUILDING 3000 ELECTRICAL ROOM.
F. INSTALL COPPER CABLING IN RED CONDUIT BETWEEN FIRE CONTROL PANELS TO THE SIEMENS PAD DISTRIBUTED POWER MODULES.
G. TEST AND TERMINATE ALL FIBER OPTIC CABLING AND COPPER CABLING INDICATED WITHIN GENERAL NOTES E AND F ABOVE.
H. PROGRAM AND TEST FIRE ALARM CONTROL PANELS AND PAD DISTRIBUTED POWER MODULES.
I. INSTALL NEW FIRE ALARM INITIATING AND NOTIFICATION DEVICES ON A FLOOR-BY-FLOOR BASES. VERIFY AND TEST PROGRAMMING, SYNCHRONIZE ALL FIRE ALARM STROBES THROUGHOUT FLOOR. PERFORM ACCEPTANCE TESTING AS A COMPLETED SYSTEM WITH AHJ (IHS) AND THE LOCAL STATE FIRE MARSHALL.
J. UPON COMPLETION OF THE NEW FIRE ALARM SYSTEMS PERFORM ACCEPTANCE TESTING AS A COMPLETED SYSTEM WITH AHJ (IHS) AND THE LOCAL STATE FIRE MARSHALL.
K. REVISE PROGRAMMING WITHIN EXISTING TOHATCHI HEALTH CLINIC EDWARDS EST4 TO TRANSMIT THE CMS (POINTS LIST) TO THE SIEMENS CERBERUS PRO MODULAR FIRE CONTROL PANEL LOCATED WITH THE BOILER CONTROL ROOM (CENTRAL PLANT) WITHIN THE MAIN HOSPITAL.

JSRa
JOHNSON SMITTHIPONG & ROSAMOND ASSOCIATES, INC.
5210 E Williams Cir • Ste 600 • Tucson, AZ 85711
(520) 547-7904 • www.jsra.com

Consultants:

Bernhard
Bernhard TME, LLC ▪ Engineering Division
2990 N. Swan Road
Suite 227
Tucson, Arizona 85712
Phone: (520) 323-2381
tme@bernhardtme.com

JACOB S. CLARK
NEW MEXICO
24382
LICENSED PROFESSIONAL ENGINEER
12/6/2024

GIMC FIRE ALARM SYSTEM REDESIGN

516 E Nizhoni Blvd
Gallup, NM 87301

U. S. DEPARTMENT OF HEALTH AND HUMAN SERVICES
INDIAN HEALTH SERVICE
NAVAJO AREA OFFICE

No.	Date	Description

Issue Date:	12/6/24
Project No:	23-360
Scale:	1/8" = 1'-0"
Drawn By:	ARIVERA
Checked By:	JCRAVEN

FINAL CD

Sheet Title:

2016 LEVEL 1 - FIRE ALARM

Sheet Number:

E142.1

Autodesk Docs://23-360 IHS IDIQ GIMC Fire Alarm v2023/23-390 12 Elec GIMC Fire Alarm Central 2023.rvt
12/5/2024 3:46:24 PM

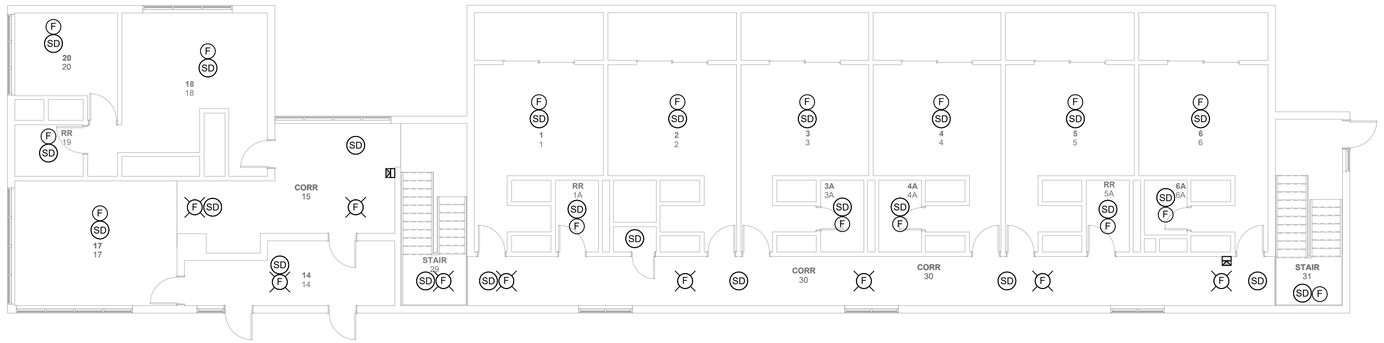

C1 2016 LEVEL 2 - FIRE ALARM

1/8" = 1'-0"

GENERAL OVERVIEW OF SEQUENCE OF CONSTRUCTION :

A. INSTALL SIEMENS CERBERUS PRO MODULAR FIRE CONTROL PANEL AND MANAGEMENT STATION COMPLETE WITH SERVER MONITOR, KEYBOARD AND PRINTER WITHIN THE BOILER CONTROL ROOM (CENTRAL PLANT) WITHIN THE MAIN HOSPITAL BUILDING 2000.
B. INSTALL SIEMENS CERBERUS PRO FIRE ALARM CONTROL PANELS WITHIN THE FOLLOWING EXISTING BUILDINGS:
   a. 2016 - BUILDING F .
   b. 2018 - OUTPATIENTS CLINIC.
   c. 3003 - BEHAVIORAL HEALTH.
   d. 4010 - WALK-IN CLINIC.
   e. 5000 - FACILITIES MANAGEMENT.
   f. 5002 - GENERATOR.
C. INSTALL SIEMENS PAD - 4 DISTRIBUTED POWER MODULES.
D. INSTALL REMOTE DISPLAY TERMINALS (REMOTE ANNUNCIATORS).
E. INSTALL FIBER OPTIC CABLING IN CONDUIT BETWEEN FIRE CONTROL PANEL AND BUILDING FIRE ALARM CONTROL PANEL AND EXISTING BUILDING 3000 SIEMENS CERBERUS FIRE ALARM CONTROL PANEL LOCATED WITHIN THE BUILDING 3000 ELECTRICAL ROOM.
F. INSTALL COPPER CABLING IN RED CONDUIT BETWEEN FIRE CONTROL PANELS TO THE SIEMENS PAD DISTRIBUTED POWER MODULES.
G. TEST AND TERMINATE ALL FIBER OPTIC CABLING AND COPPER CABLING INDICATED WITHIN GENERAL NOTES E AND F ABOVE.
H. PROGRAM AND TEST FIRE ALARM CONTROL PANELS AND PAD DISTRIBUTED POWER MODULES.
I. INSTALL NEW FIRE ALARM INITIATING AND NOTIFICATION DEVICES ON A FLOOR-BY-FLOOR BASES. VERIFY AND TEST PROGRAMMING, SYNCHRONIZE ALL FIRE ALARM STROBES THROUGHOUT FLOOR. PERFORM ACCEPTANCE TESTING AS A COMPLETED SYSTEM WITH AHJ (IHS) AND THE LOCAL STATE FIRE MARSHALL.
J. UPON COMPLETION OF THE NEW FIRE ALARM SYSTEMS PERFORM ACCEPTANCE TESTING AS A COMPLETED SYSTEM WITH AHJ (IHS) AND THE LOCAL STATE FIRE MARSHALL.
K. REVISE PROGRAMMING WITHIN EXISTING TOHATCHI HEALTH CLINIC EDWARDS EST4 TO TRANSMIT THE CMS (POINTS LIST) TO THE SIEMENS CERBERUS PRO MODULAR FIRE CONTROL PANEL LOCATED WITH THE BOILER CONTROL ROOM (CENTRAL PLANT) WITHIN THE MAIN HOSPITAL.

JSRa
JOHNSON SMITTHIPONG & ROSAMOND ASSOCIATES, INC.
5210 E Williams Cir ◦ Ste 600 ◦ Tucson, AZ 85711
(520) 547-7904 ◦ www.jsra.com

Consultants:

Bernhard
Bernhard TME, LLC ▪ Engineering Division
2990 N. Swan Road
Suite 227
Tucson, Arizona 85712
Phone: (520) 323-2381
tme@bernhardtme.com

JACOB S. CUARON
NEW MEXICO
14382
REGISTERED PROFESSIONAL ENGINEER
12/6/2024

GIMC FIRE ALARM SYSTEM REDESIGN

516 E Nizhoni Blvd
Gallup, NM 87301

U. S. DEPARTMENT OF HEALTH AND HUMAN SERVICES
INDIAN HEALTH SERVICE
NAVAJO AREA OFFICE

No.	Date	Description

Issue Date:	12/6/24
Project No:	23-360
Scale:	1/8" = 1'-0"
Drawn By:	ARIVERA
Checked By:	JCRAVEN

FINAL CD

Sheet Title:

2016 LEVEL 2 - FIRE ALARM

Sheet Number:

E142.2

Autodesk Docs://23-360 IHS IDIQ GIMC Fire Alarm v2023/23-390 12 Elec GIMC Fire Alarm Central 2023.rvt
12/5/2024 3:46:24 PM

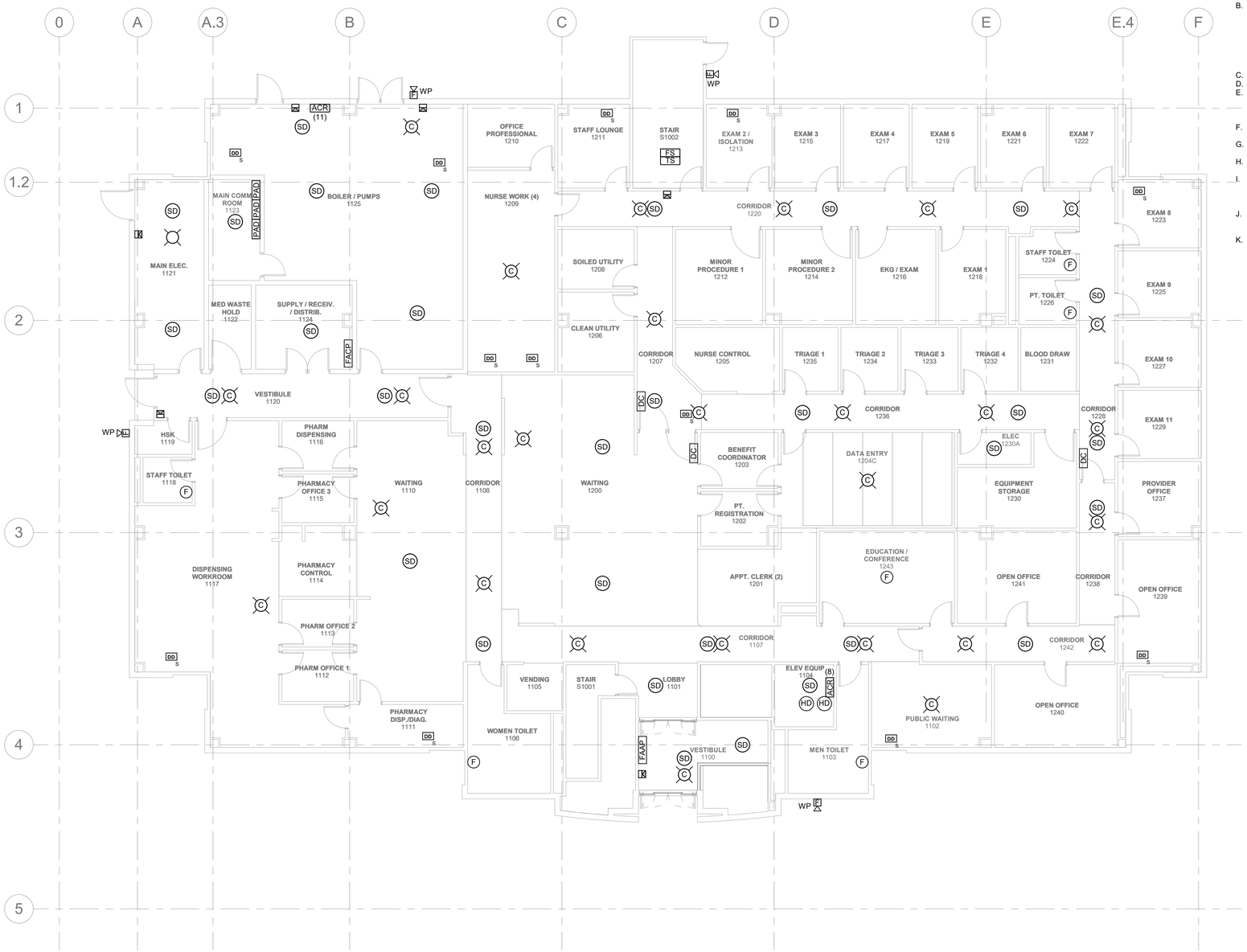

GENERAL OVERVIEW OF SEQUENCE OF CONSTRUCTION :

A. INSTALL SIEMENS CERBERUS PRO MODULAR FIRE CONTROL PANEL AND MANAGEMENT STATION COMPLETE WITH SERVER MONITOR, KEYBOARD AND PRINTER WITHIN THE BOILER CONTROL ROOM (CENTRAL PLANT) WITHIN THE MAIN HOSPITAL BUILDING 2000.
B. INSTALL SIEMENS CERBERUS PRO FIRE ALARM CONTROL PANELS WITHIN THE FOLLOWING EXISTING BUILDINGS:
   a. 2016 - BUILDING F .
   b. 2018 - OUTPATIENTS CLINIC.
   c. 3003 - BEHAVIORAL HEALTH.
   d. 4010 - WALK-IN CLINIC.
   e. 5000 - FACILITIES MANAGEMENT.
   f. 5002 - GENERATOR.
C. INSTALL SIEMENS PAD - 4 DISTRIBUTED POWER MODULES.
D. INSTALL REMOTE DISPLAY TERMINALS (REMOTE ANNUNCIATORS).
E. INSTALL FIBER OPTIC CABLING IN CONDUIT BETWEEN FIRE CONTROL PANEL AND BUILDING FIRE ALARM CONTROL PANEL AND EXISTING BUILDING 3000 SIEMENS CERBERUS FIRE ALARM CONTROL PANEL LOCATED WITHIN THE BUILDING 3000 ELECTRICAL ROOM.
F. INSTALL COPPER CABLING IN RED CONDUIT BETWEEN FIRE CONTROL PANELS TO THE SIEMENS PAD DISTRIBUTED POWER MODULES.
G. TEST AND TERMINATE ALL FIBER OPTIC CABLING AND COPPER CABLING INDICATED WITHIN GENERAL NOTES E AND F ABOVE.
H. PROGRAM AND TEST FIRE ALARM CONTROL PANELS AND PAD DISTRIBUTED POWER MODULES.
I. INSTALL NEW FIRE ALARM INITIATING AND NOTIFICATION DEVICES ON A FLOOR-BY-FLOOR BASES. VERIFY AND TEST PROGRAMMING, SYNCHRONIZE ALL FIRE ALARM STROBES THROUGHOUT FLOOR. PERFORM ACCEPTANCE TESTING AS A COMPLETED SYSTEM WITH AHJ (IHS) AND THE LOCAL STATE FIRE MARSHALL.
J. UPON COMPLETION OF THE NEW FIRE ALARM SYSTEMS PERFORM ACCEPTANCE TESTING AS A COMPLETED SYSTEM WITH AHJ (IHS) AND THE LOCAL STATE FIRE MARSHALL.
K. REVISE PROGRAMMING WITHIN EXISTING TOHATCHI HEALTH CLINIC EDWARDS EST4 TO TRANSMIT THE CMS (POINTS LIST) TO THE SIEMENS CERBERUS PRO MODULAR FIRE CONTROL PANEL LOCATED WITH THE BOILER CONTROL ROOM (CENTRAL PLANT) WITHIN THE MAIN HOSPITAL.

A1 2018 LEVEL 1 - FIRE ALARM
1/8" = 1'-0"

JSRa
JOHNSON SMITTHIPONG & ROSAMOND ASSOCIATES, INC.
5210 E Williams Cir ◦ Ste 600 ◦ Tucson, AZ 85711
(520) 547-7904 ◦ www.jsra.com

Consultants:

Bernhard
Bernhard TME, LLC ▪ Engineering Division
2990 N. Swan Road
Suite 227
Tucson, Arizona 85712
Phone: (520) 323-2381
tme@bernhardtme.com

JACOB S. CLARK
NEW MEXICO
14382
REGISTERED PROFESSIONAL ENGINEER
12/6/2024

GIMC FIRE ALARM SYSTEM REDESIGN

516 E Nizhoni Blvd
Gallup, NM 87301

U. S. DEPARTMENT OF HEALTH AND HUMAN SERVICES
INDIAN HEALTH SERVICE
NAVAJO AREA OFFICE

No.	Date	Description

Issue Date:	12/6/24
Project No:	23-360
Scale:	1/8" = 1'-0"
Drawn By:	ARIVERA
Checked By:	JCRAVEN

FINAL CD

Sheet Title:

2018 LEVEL 1 - FIRE ALARM

Sheet Number:

E143.1

Autodesk Docs://23-360 IHS IDIQ GIMC Fire Alarm v2023/23-390 12 Elec GIMC Fire Alarm Central 2023.rvt
12/5/2024 3:46:24 PM

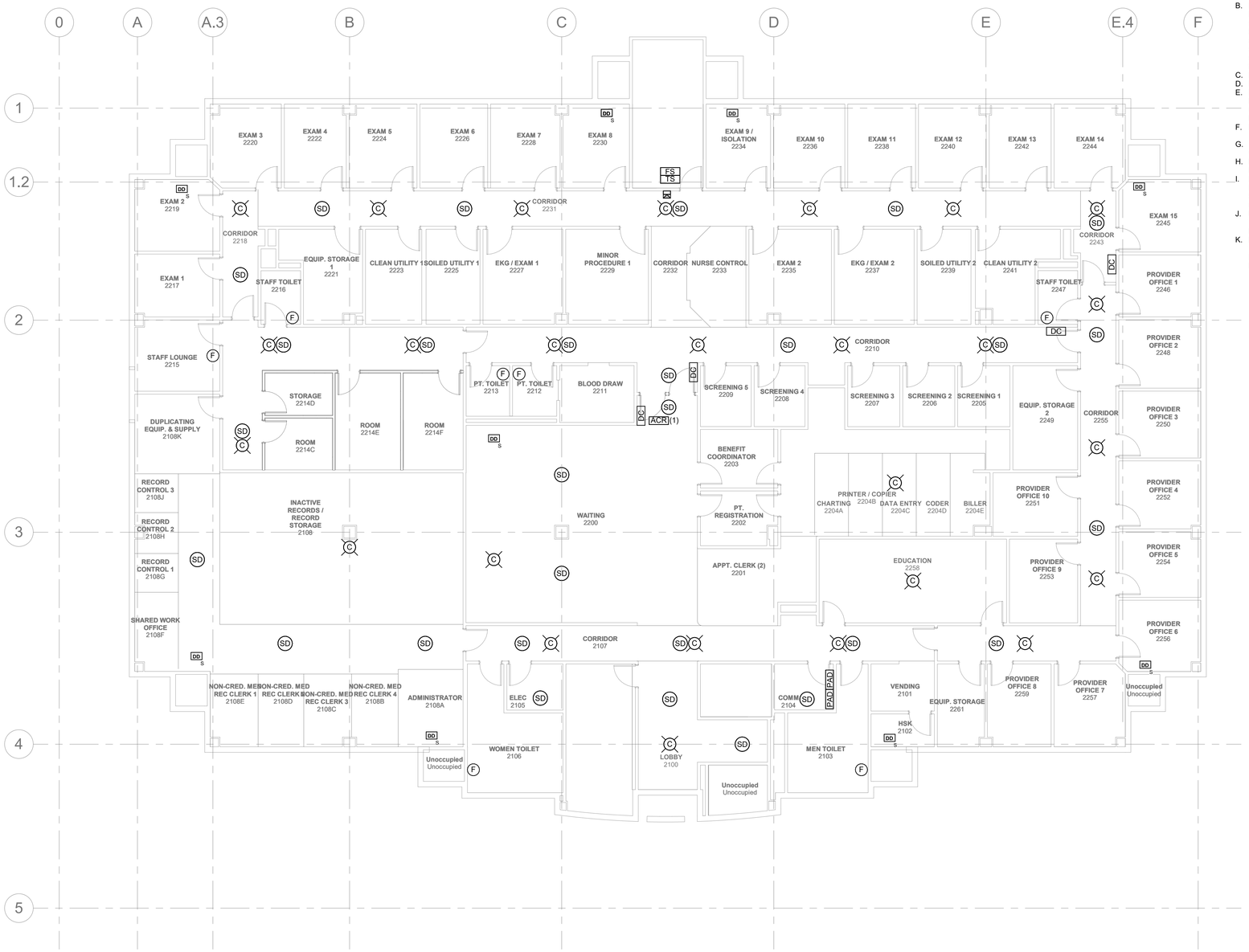

GENERAL OVERVIEW OF SEQUENCE OF CONSTRUCTION :

A. INSTALL SIEMENS CERBERUS PRO MODULAR FIRE CONTROL PANEL AND MANAGEMENT STATION COMPLETE WITH SERVER MONITOR, KEYBOARD AND PRINTER WITHIN THE BOILER CONTROL ROOM (CENTRAL PLANT) WITHIN THE MAIN HOSPITAL BUILDING 2000.
B. INSTALL SIEMENS CERBERUS PRO FIRE ALARM CONTROL PANELS WITHIN THE FOLLOWING EXISTING BUILDINGS:
   a. 2016 - BUILDING F .
   b. 2018 - OUTPATIENTS CLINIC.
   c. 3003 - BEHAVIORAL HEALTH.
   d. 4010 - WALK-IN CLINIC.
   e. 5000 - FACILITIES MANAGEMENT.
   f. 5002 - GENERATOR.
C. INSTALL SIEMENS PAD - 4 DISTRIBUTED POWER MODULES.
D. INSTALL REMOTE DISPLAY TERMINALS (REMOTE ANNUNCIATORS).
E. INSTALL FIBER OPTIC CABLING IN CONDUIT BETWEEN FIRE CONTROL PANEL AND BUILDING FIRE ALARM CONTROL PANEL AND EXISTING BUILDING 3000 SIEMENS CERBERUS FIRE ALARM CONTROL PANEL LOCATED WITHIN THE BUILDING 3000 ELECTRICAL ROOM.
F. INSTALL COPPER CABLING IN RED CONDUIT BETWEEN FIRE CONTROL PANELS TO THE SIEMENS PAD DISTRIBUTED POWER MODULES.
G. TEST AND TERMINATE ALL FIBER OPTIC CABLING AND COPPER CABLING INDICATED WITHIN GENERAL NOTES E AND F ABOVE.
H. PROGRAM AND TEST FIRE ALARM CONTROL PANELS AND PAD DISTRIBUTED POWER MODULES.
I. INSTALL NEW FIRE ALARM INITIATING AND NOTIFICATION DEVICES ON A FLOOR-BY-FLOOR BASES. VERIFY AND TEST PROGRAMMING, SYNCHRONIZE ALL FIRE ALARM STROBES THROUGHOUT FLOOR. PERFORM ACCEPTANCE TESTING AS A COMPLETED SYSTEM WITH AHJ (IHS) AND THE LOCAL STATE FIRE MARSHALL.
J. UPON COMPLETION OF THE NEW FIRE ALARM SYSTEMS PERFORM ACCEPTANCE TESTING AS A COMPLETED SYSTEM WITH AHJ (IHS) AND THE LOCAL STATE FIRE MARSHALL.
K. REVISE PROGRAMMING WITHIN EXISTING TOHATCHI HEALTH CLINIC EDWARDS EST4 TO TRANSMIT THE CMS (POINTS LIST) TO THE SIEMENS CERBERUS PRO MODULAR FIRE CONTROL PANEL LOCATED WITH THE BOILER CONTROL ROOM (CENTRAL PLANT) WITHIN THE MAIN HOSPITAL.

A1 2018 LEVEL 2 - FIRE ALARM
1/8" = 1'-0"

JSRa
JOHNSON SMITTHIPONG & ROSAMOND ASSOCIATES, INC.
5210 E Williams Cir ◦ Ste 600 ◦ Tucson, AZ 85711
(520) 547-7904 ◦ www.jsra.com

Consultants:

Bernhard
Bernhard TME, LLC ▪ Engineering Division
2990 N. Swan Road
Suite 227
Tucson, Arizona 85712
Phone: (520) 323-2381
tme@bernhardtme.com

JACOB S. CLARK NEW MEXICO 24382 REGISTERED PROFESSIONAL ENGINEER 12/6/2024

GIMC FIRE ALARM SYSTEM REDESIGN

516 E Nizhoni Blvd
Gallup, NM 87301

U. S. DEPARTMENT OF HEALTH AND HUMAN SERVICES
INDIAN HEALTH SERVICE
NAVAJO AREA OFFICE

No.	Date	Description

Issue Date:	12/6/24
Project No:	23-360
Scale:	1/8" = 1'-0"
Drawn By:	ARIVERA
Checked By:	JCRAVEN

FINAL CD

Sheet Title:
2018 LEVEL 2 - FIRE ALARM

Sheet Number:
E143.2

Autodesk Docs://23-360 IHS IDIQ GIMC Fire Alarm v2023/23-390 12 Elec GIMC Fire Alarm Central 2023.rvt
12/5/2024 3:46:25 PM

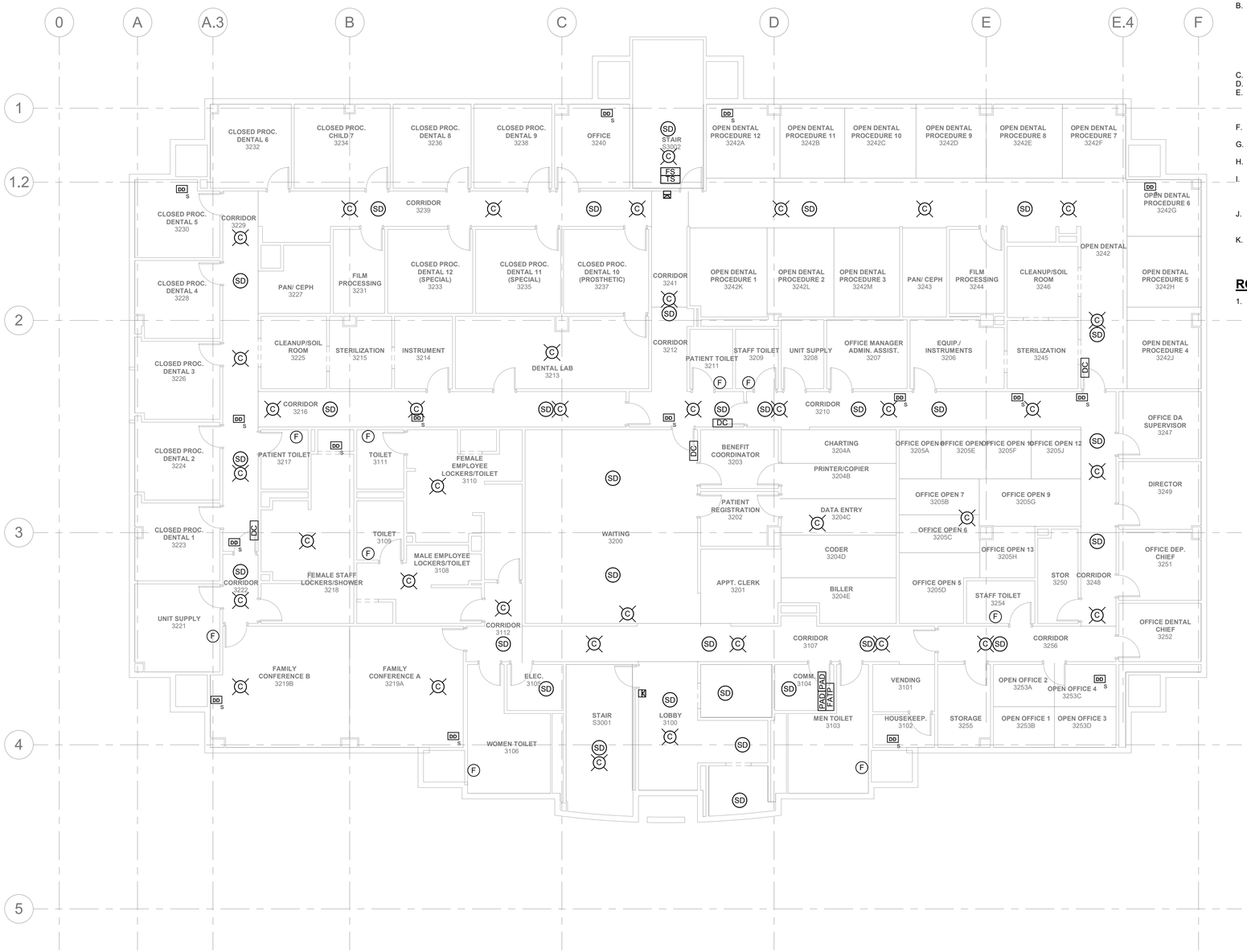

GENERAL OVERVIEW OF SEQUENCE OF CONSTRUCTION :

A. INSTALL SIEMENS CERBERUS PRO MODULAR FIRE CONTROL PANEL AND MANAGEMENT STATION COMPLETE WITH SERVER MONITOR, KEYBOARD AND PRINTER WITHIN THE BOILER CONTROL ROOM (CENTRAL PLANT) WITHIN THE MAIN HOSPITAL BUILDING 2000.
B. INSTALL SIEMENS CERBERUS PRO FIRE ALARM CONTROL PANELS WITHIN THE FOLLOWING EXISTING BUILDINGS:
   a. 2016 - BUILDING F .
   b. 2018 - OUTPATIENTS CLINIC.
   c. 3003 - BEHAVIORAL HEALTH.
   d. 4010 - WALK-IN CLINIC.
   e. 5000 - FACILITIES MANAGEMENT.
   f. 5002 - GENERATOR.
C. INSTALL SIEMENS PAD - 4 DISTRIBUTED POWER MODULES.
D. INSTALL REMOTE DISPLAY TERMINALS (REMOTE ANNUNCIATORS).
E. INSTALL FIBER OPTIC CABLING IN CONDUIT BETWEEN FIRE CONTROL PANEL AND BUILDING FIRE ALARM CONTROL PANEL AND EXISTING BUILDING 3000 SIEMENS CERBERUS FIRE ALARM CONTROL PANEL LOCATED WITHIN THE BUILDING 3000 ELECTRICAL ROOM.
F. INSTALL COPPER CABLING IN RED CONDUIT BETWEEN FIRE CONTROL PANELS TO THE SIEMENS PAD DISTRIBUTED POWER MODULES.
G. TEST AND TERMINATE ALL FIBER OPTIC CABLING AND COPPER CABLING INDICATED WITHIN GENERAL NOTES E AND F ABOVE.
H. PROGRAM AND TEST FIRE ALARM CONTROL PANELS AND PAD DISTRIBUTED POWER MODULES.
I. INSTALL NEW FIRE ALARM INITIATING AND NOTIFICATION DEVICES ON A FLOOR-BY-FLOOR BASES. VERIFY AND TEST PROGRAMMING, SYNCHRONIZE ALL FIRE ALARM STROBES THROUGHOUT FLOOR. PERFORM ACCEPTANCE TESTING AS A COMPLETED SYSTEM WITH AHJ (IHS) AND THE LOCAL STATE FIRE MARSHALL.
J. UPON COMPLETION OF THE NEW FIRE ALARM SYSTEMS PERFORM ACCEPTANCE TESTING AS A COMPLETED SYSTEM WITH AHJ (IHS) AND THE LOCAL STATE FIRE MARSHALL.
K. REVISE PROGRAMMING WITHIN EXISTING TOHATCHI HEALTH CLINIC EDWARDS EST4 TO TRANSMIT THE CMS (POINTS LIST) TO THE SIEMENS CERBERUS PRO MODULAR FIRE CONTROL PANEL LOCATED WITH THE BOILER CONTROL ROOM (CENTRAL PLANT) WITHIN THE MAIN HOSPITAL.

ROOF FIRE ALARM SYSTEM NOTES:

1. PROVIDE NEW MANUAL PULL STATION, HORN/STROBE AND DUCT MOUNTED SMOKE DETECTORS WITH REMOTE TEST SWITCHES ON ROOF REPLACING ALL EXISTING FIRE ALARM SYSTEM DEVICES. ALL NEW FIRE ALARM DEVICES SHALL BE WEATHER-PROOF.

A1 2018 LEVEL 3 - FIRE ALARM
1/8" = 1'-0"

JSRa
JOHNSON SMITTHIPONG & ROSAMOND ASSOCIATES, INC.
5210 E Williams Cir • Ste 600 • Tucson, AZ 85711
(520) 547-7904 • www.jsra.com

Consultants:

Bernhard
Bernhard TME, LLC ▪ Engineering Division
2990 N. Swan Road
Suite 227
Tucson, Arizona 85712
Phone: (520) 323-2381
tme@bernhardtme.com

JACOB S. CLARK
NEW MEXICO
14382
REGISTERED PROFESSIONAL ENGINEER
12/6/2024

GIMC FIRE ALARM SYSTEM REDESIGN

516 E Nizhoni Blvd
Gallup, NM 87301

U. S. DEPARTMENT OF HEALTH AND HUMAN SERVICES
INDIAN HEALTH SERVICE
NAVAJO AREA OFFICE

No.	Date	Description

Issue Date:	12/6/24
Project No:	23-360
Scale:	1/8" = 1'-0"
Drawn By:	ARIVERA
Checked By:	JCRAVEN

FINAL CD

Sheet Title:
2018 LEVEL 3 - FIRE ALARM

Sheet Number:
E143.3

Autodesk Docs://23-360 IHS IDIQ GIMC Fire Alarm v2023/23-360 12 Elec GIMC Fire Alarm Central 2023.rvt
12/5/2024 3:46:25 PM

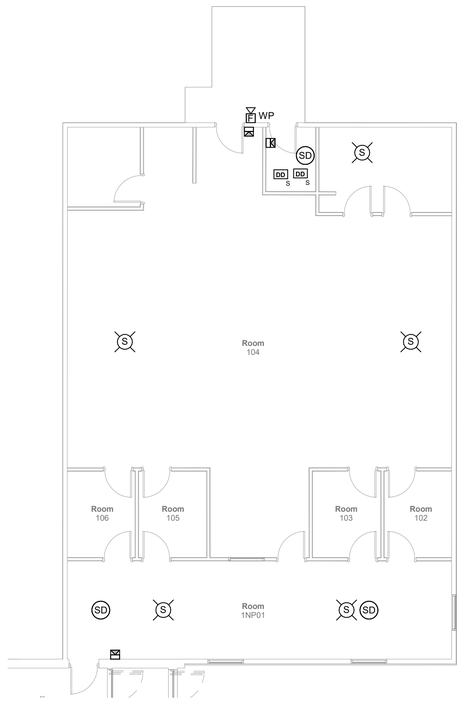

B1 3001 LEVEL 1 - FIRE ALARM
1/8" = 1'-0"

GENERAL OVERVIEW OF SEQUENCE OF CONSTRUCTION :

A. INSTALL SIEMENS CERBERUS PRO MODULAR FIRE CONTROL PANEL AND MANAGEMENT STATION COMPLETE WITH SERVER MONITOR, KEYBOARD AND PRINTER WITHIN THE BOILER CONTROL ROOM (CENTRAL PLANT) WITHIN THE MAIN HOSPITAL BUILDING 2000.
B. INSTALL SIEMENS CERBERUS PRO FIRE ALARM CONTROL PANELS WITHIN THE FOLLOWING EXISTING BUILDINGS:
   a. 2016 - BUILDING F .
   b. 2018 - OUTPATIENTS CLINIC.
   c. 3003 - BEHAVIORAL HEALTH.
   d. 4010 - WALK-IN CLINIC.
   e. 5000 - FACILITIES MANAGEMENT.
   f. 5002 - GENERATOR.
C. INSTALL SIEMENS PAD - 4 DISTRIBUTED POWER MODULES.
D. INSTALL REMOTE DISPLAY TERMINALS (REMOTE ANNUNCIATORS).
E. INSTALL FIBER OPTIC CABLING IN CONDUIT BETWEEN FIRE CONTROL PANEL AND BUILDING FIRE ALARM CONTROL PANEL AND EXISTING BUILDING 3000 SIEMENS CERBERUS FIRE ALARM CONTROL PANEL LOCATED WITHIN THE BUILDING 3000 ELECTRICAL ROOM.
F. INSTALL COPPER CABLING IN RED CONDUIT BETWEEN FIRE CONTROL PANELS TO THE SIEMENS PAD DISTRIBUTED POWER MODULES.
G. TEST AND TERMINATE ALL FIBER OPTIC CABLING AND COPPER CABLING INDICATED WITHIN GENERAL NOTES E AND F ABOVE.
H. PROGRAM AND TEST FIRE ALARM CONTROL PANELS AND PAD DISTRIBUTED POWER MODULES.
I. INSTALL NEW FIRE ALARM INITIATING AND NOTIFICATION DEVICES ON A FLOOR-BY-FLOOR BASES. VERIFY AND TEST PROGRAMMING, SYNCHRONIZE ALL FIRE ALARM STROBES THROUGHOUT FLOOR. PERFORM ACCEPTANCE TESTING AS A COMPLETED SYSTEM WITH AHJ (IHS) AND THE LOCAL STATE FIRE MARSHALL.
J. UPON COMPLETION OF THE NEW FIRE ALARM SYSTEMS PERFORM ACCEPTANCE TESTING AS A COMPLETED SYSTEM WITH AHJ (IHS) AND THE LOCAL STATE FIRE MARSHALL.
K. REVISE PROGRAMMING WITHIN EXISTING TOHATCHI HEALTH CLINIC EDWARDS EST4 TO TRANSMIT THE CMS (POINTS LIST) TO THE SIEMENS CERBERUS PRO MODULAR FIRE CONTROL PANEL LOCATED WITH THE BOILER CONTROL ROOM (CENTRAL PLANT) WITHIN THE MAIN HOSPITAL.

JSRa
JOHNSON SMITTHIPONG & ROSAMOND ASSOCIATES, INC.
5210 E Williams Cir ◦ Ste 600 ◦ Tucson, AZ 85711
(520) 547-7904 ◦ www.jsra.com

Consultants:

Bernhard
Bernhard TME, LLC ▪ Engineering Division
2990 N. Swan Road
Suite 227
Tucson, Arizona 85712
Phone: (520) 323-2381
tme@bernhardtme.com

JACOB S. CUARON
NEW MEXICO
24382
PROFESSIONAL ENGINEER
12/6/2024

GIMC FIRE ALARM SYSTEM REDESIGN

516 E Nizhoni Blvd
Gallup, NM 87301

U. S. DEPARTMENT OF HEALTH AND HUMAN SERVICES
INDIAN HEALTH SERVICE
NAVAJO AREA OFFICE

No.	Date	Description

Issue Date:	12/6/24
Project No:	23-360
Scale:	1/8" = 1'-0"
Drawn By:	ARIVERA
Checked By:	JCRAVEN

FINAL CD

Sheet Title:

3001 LEVEL 1 - FIRE ALARM

Sheet Number:

E144.1

Autodesk Docs://23-360 IHS IDIQ GIMC Fire Alarm v2023/23-360 12 Elec GIMC Fire Alarm Central 2023.rvt
12/5/2024 3:46:25 PM

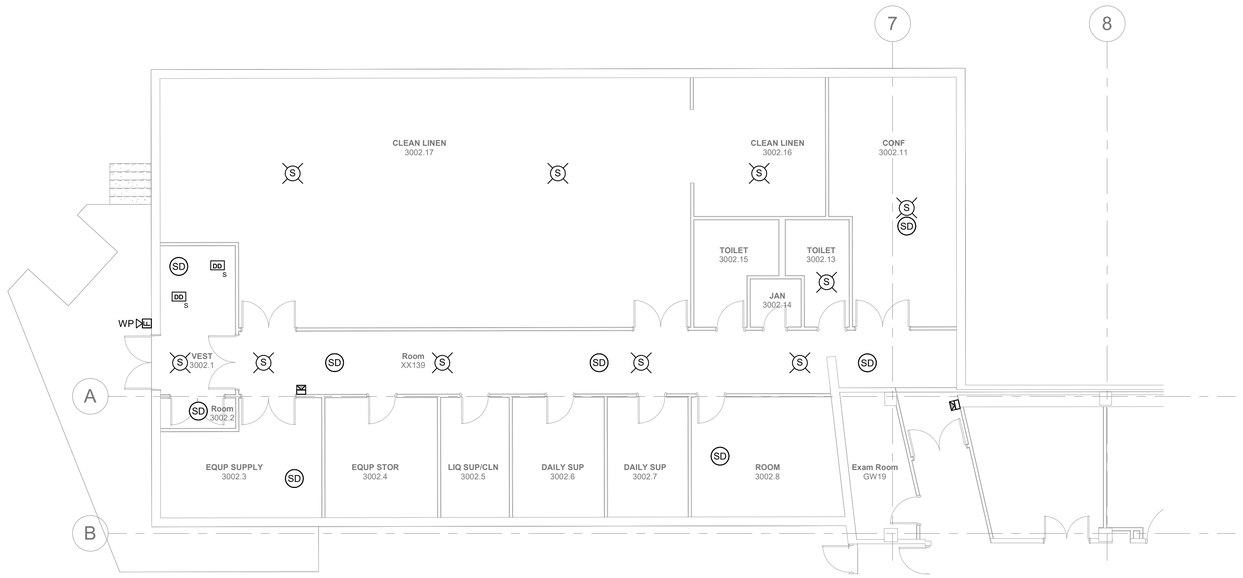

C1 3002 GROUND - FIRE ALARM

1/8" = 1'-0"

GENERAL OVERVIEW OF SEQUENCE OF CONSTRUCTION :

A. INSTALL SIEMENS CERBERUS PRO MODULAR FIRE CONTROL PANEL AND MANAGEMENT STATION COMPLETE WITH SERVER MONITOR, KEYBOARD AND PRINTER WITHIN THE BOILER CONTROL ROOM (CENTRAL PLANT) WITHIN THE MAIN HOSPITAL BUILDING 2000.
B. INSTALL SIEMENS CERBERUS PRO FIRE ALARM CONTROL PANELS WITHIN THE FOLLOWING EXISTING BUILDINGS:
   a. 2016 - BUILDING F .
   b. 2018 - OUTPATIENTS CLINIC.
   c. 3003 - BEHAVIORAL HEALTH.
   d. 4010 - WALK-IN CLINIC.
   e. 5000 - FACILITIES MANAGEMENT.
   f. 5002 - GENERATOR.
C. INSTALL SIEMENS PAD - 4 DISTRIBUTED POWER MODULES.
D. INSTALL REMOTE DISPLAY TERMINALS (REMOTE ANNUNCIATORS).
E. INSTALL FIBER OPTIC CABLING IN CONDUIT BETWEEN FIRE CONTROL PANEL AND BUILDING FIRE ALARM CONTROL PANEL AND EXISTING BUILDING 3000 SIEMENS CERBERUS FIRE ALARM CONTROL PANEL LOCATED WITHIN THE BUILDING 3000 ELECTRICAL ROOM.
F. INSTALL COPPER CABLING IN RED CONDUIT BETWEEN FIRE CONTROL PANELS TO THE SIEMENS PAD DISTRIBUTED POWER MODULES.
G. TEST AND TERMINATE ALL FIBER OPTIC CABLING AND COPPER CABLING INDICATED WITHIN GENERAL NOTES E AND F ABOVE.
H. PROGRAM AND TEST FIRE ALARM CONTROL PANELS AND PAD DISTRIBUTED POWER MODULES.
I. INSTALL NEW FIRE ALARM INITIATING AND NOTIFICATION DEVICES ON A FLOOR-BY-FLOOR BASES. VERIFY AND TEST PROGRAMMING, SYNCHRONIZE ALL FIRE ALARM STROBES THROUGHOUT FLOOR. PERFORM ACCEPTANCE TESTING AS A COMPLETED SYSTEM WITH AHJ (IHS) AND THE LOCAL STATE FIRE MARSHALL.
J. UPON COMPLETION OF THE NEW FIRE ALARM SYSTEMS PERFORM ACCEPTANCE TESTING AS A COMPLETED SYSTEM WITH AHJ (IHS) AND THE LOCAL STATE FIRE MARSHALL.
K. REVISE PROGRAMMING WITHIN EXISTING TOHATCHI HEALTH CLINIC EDWARDS EST4 TO TRANSMIT THE CMS (POINTS LIST) TO THE SIEMENS CERBERUS PRO MODULAR FIRE CONTROL PANEL LOCATED WITH THE BOILER CONTROL ROOM (CENTRAL PLANT) WITHIN THE MAIN HOSPITAL.

JSRa
JOHNSON SMITTHIPONG & ROSAMOND ASSOCIATES, INC.
5210 E Williams Cir • Ste 600 • Tucson, AZ 85711
(520) 547-7904 • www.jsra.com

Consultants:

Bernhard
Bernhard TME, LLC ▪ Engineering Division
2990 N. Swan Road
Suite 227
Tucson, Arizona 85712
Phone: (520) 323-2381
tme@bernhardtme.com

JACOB S. CUARON
NEW MEXICO
14382
REGISTERED PROFESSIONAL ENGINEER
12/6/2024

GIMC FIRE ALARM SYSTEM REDESIGN

516 E Nizhoni Blvd
Gallup, NM 87301

U. S. DEPARTMENT OF HEALTH AND HUMAN SERVICES
INDIAN HEALTH SERVICE
NAVAJO AREA OFFICE

No.	Date	Description

Issue Date:	12/6/24
Project No:	23-360
Scale:	1/8" = 1'-0"
Drawn By:	ARIVERA
Checked By:	JCRAVEN

FINAL CD

Sheet Title:

3002 GROUND - FIRE ALARM

Sheet Number:

E145.1

Autodesk Docs://23-360 IHS IDIQ GIMC Fire Alarm v2023/23-390 12 Elec GIMC Fire Alarm Central 2023.rvt
12/5/2024 3:46:25 PM

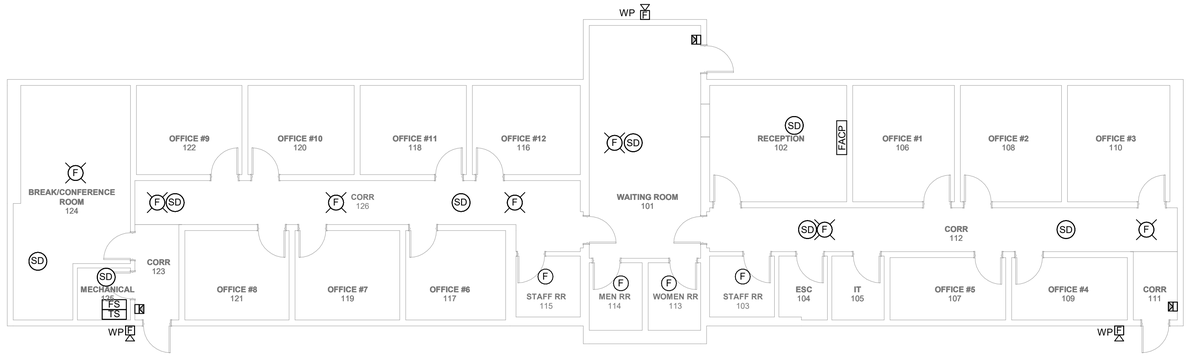

C1 3003 LEVEL 1 - FIRE ALARM
1/8" = 1'-0"

GENERAL OVERVIEW OF SEQUENCE OF CONSTRUCTION :

A. INSTALL SIEMENS CERBERUS PRO MODULAR FIRE CONTROL PANEL AND MANAGEMENT STATION COMPLETE WITH SERVER MONITOR, KEYBOARD AND PRINTER WITHIN THE BOILER CONTROL ROOM (CENTRAL PLANT) WITHIN THE MAIN HOSPITAL BUILDING 2000.
B. INSTALL SIEMENS CERBERUS PRO FIRE ALARM CONTROL PANELS WITHIN THE FOLLOWING EXISTING BUILDINGS:
   a. 2016 - BUILDING F .
   b. 2018 - OUTPATIENTS CLINIC.
   c. 3003 - BEHAVIORAL HEALTH.
   d. 4010 - WALK-IN CLINIC.
   e. 5000 - FACILITIES MANAGEMENT.
   f. 5002 - GENERATOR.
C. INSTALL SIEMENS PAD - 4 DISTRIBUTED POWER MODULES.
D. INSTALL REMOTE DISPLAY TERMINALS (REMOTE ANNUNCIATORS).
E. INSTALL FIBER OPTIC CABLING IN CONDUIT BETWEEN FIRE CONTROL PANEL AND BUILDING FIRE ALARM CONTROL PANEL AND EXISTING BUILDING 3000 SIEMENS CERBERUS FIRE ALARM CONTROL PANEL LOCATED WITHIN THE BUILDING 3000 ELECTRICAL ROOM.
F. INSTALL COPPER CABLING IN RED CONDUIT BETWEEN FIRE CONTROL PANELS TO THE SIEMENS PAD DISTRIBUTED POWER MODULES.
G. TEST AND TERMINATE ALL FIBER OPTIC CABLING AND COPPER CABLING INDICATED WITHIN GENERAL NOTES E AND F ABOVE.
H. PROGRAM AND TEST FIRE ALARM CONTROL PANELS AND PAD DISTRIBUTED POWER MODULES.
I. INSTALL NEW FIRE ALARM INITIATING AND NOTIFICATION DEVICES ON A FLOOR-BY-FLOOR BASES. VERIFY AND TEST PROGRAMMING, SYNCHRONIZE ALL FIRE ALARM STROBES THROUGHOUT FLOOR. PERFORM ACCEPTANCE TESTING AS A COMPLETED SYSTEM WITH AHJ (IHS) AND THE LOCAL STATE FIRE MARSHALL.
J. UPON COMPLETION OF THE NEW FIRE ALARM SYSTEMS PERFORM ACCEPTANCE TESTING AS A COMPLETED SYSTEM WITH AHJ (IHS) AND THE LOCAL STATE FIRE MARSHALL.
K. REVISE PROGRAMMING WITHIN EXISTING TOHATCHI HEALTH CLINIC EDWARDS EST4 TO TRANSMIT THE CMS (POINTS LIST) TO THE SIEMENS CERBERUS PRO MODULAR FIRE CONTROL PANEL LOCATED WITH THE BOILER CONTROL ROOM (CENTRAL PLANT) WITHIN THE MAIN HOSPITAL.

JSRa
JOHNSON SMITTHIPONG & ROSAMOND ASSOCIATES, INC.
5210 E Williams Cir • Ste 600 • Tucson, AZ 85711
(520) 547-7904 • www.jsra.com

Consultants:

Bernhard
Bernhard TME, LLC ▪ Engineering Division
2990 N. Swan Road
Suite 227
Tucson, Arizona 85712
Phone: (520) 323-2381
tme@bernhardtme.com

JACOB S. CRAVEN
NEW MEXICO
14382
REGISTERED PROFESSIONAL ENGINEER
12/6/2024

GIMC FIRE ALARM SYSTEM REDESIGN

516 E Nizhoni Blvd
Gallup, NM 87301

U. S. DEPARTMENT OF HEALTH AND HUMAN SERVICES
INDIAN HEALTH SERVICE
NAVAJO AREA OFFICE

No.	Date	Description

Issue Date:	12/6/24
Project No:	23-360
Scale:	1/8" = 1'-0"
Drawn By:	ARIVERA
Checked By:	JCRAVEN

FINAL CD

Sheet Title:
3003 LEVEL 1 - FIRE ALARM

Sheet Number:
E146.1

Autodesk Docs://23-360 IHS IDIQ GIMC Fire Alarm v2023/23-390 12 Elec GIMC Fire Alarm Central 2023.rvt
12/5/2024 3:46:25 PM

GENERAL OVERVIEW OF SEQUENCE OF CONSTRUCTION :

A. INSTALL SIEMENS CERBERUS PRO MODULAR FIRE CONTROL PANEL AND MANAGEMENT STATION COMPLETE WITH SERVER MONITOR, KEYBOARD AND PRINTER WITHIN THE BOILER CONTROL ROOM (CENTRAL PLANT) WITHIN THE MAIN HOSPITAL BUILDING 2000.
B. INSTALL SIEMENS CERBERUS PRO FIRE ALARM CONTROL PANELS WITHIN THE FOLLOWING EXISTING BUILDINGS:
   a. 2016 - BUILDING F .
   b. 2018 - OUTPATIENTS CLINIC.
   c. 3003 - BEHAVIORAL HEALTH.
   d. 4010 - WALK-IN CLINIC.
   e. 5000 - FACILITIES MANAGEMENT.
   f. 5002 - GENERATOR.
C. INSTALL SIEMENS PAD - 4 DISTRIBUTED POWER MODULES.
D. INSTALL REMOTE DISPLAY TERMINALS (REMOTE ANNUNCIATORS).
E. INSTALL FIBER OPTIC CABLING IN CONDUIT BETWEEN FIRE CONTROL PANEL AND BUILDING FIRE ALARM CONTROL PANEL AND EXISTING BUILDING 3000 SIEMENS CERBERUS FIRE ALARM CONTROL PANEL LOCATED WITHIN THE BUILDING 3000 ELECTRICAL ROOM.
F. INSTALL COPPER CABLING IN RED CONDUIT BETWEEN FIRE CONTROL PANELS TO THE SIEMENS PAD DISTRIBUTED POWER MODULES.
G. TEST AND TERMINATE ALL FIBER OPTIC CABLING AND COPPER CABLING INDICATED WITHIN GENERAL NOTES E AND F ABOVE.
H. PROGRAM AND TEST FIRE ALARM CONTROL PANELS AND PAD DISTRIBUTED POWER MODULES.
I. INSTALL NEW FIRE ALARM INITIATING AND NOTIFICATION DEVICES ON A FLOOR-BY-FLOOR BASES. VERIFY AND TEST PROGRAMMING, SYNCHRONIZE ALL FIRE ALARM STROBES THROUGHOUT FLOOR. PERFORM ACCEPTANCE TESTING AS A COMPLETED SYSTEM WITH AHJ (IHS) AND THE LOCAL STATE FIRE MARSHALL.
J. UPON COMPLETION OF THE NEW FIRE ALARM SYSTEMS PERFORM ACCEPTANCE TESTING AS A COMPLETED SYSTEM WITH AHJ (IHS) AND THE LOCAL STATE FIRE MARSHALL.
K. REVISE PROGRAMMING WITHIN EXISTING TOHATCHI HEALTH CLINIC EDWARDS EST4 TO TRANSMIT THE CMS (POINTS LIST) TO THE SIEMENS CERBERUS PRO MODULAR FIRE CONTROL PANEL LOCATED WITH THE BOILER CONTROL ROOM (CENTRAL PLANT) WITHIN THE MAIN HOSPITAL.

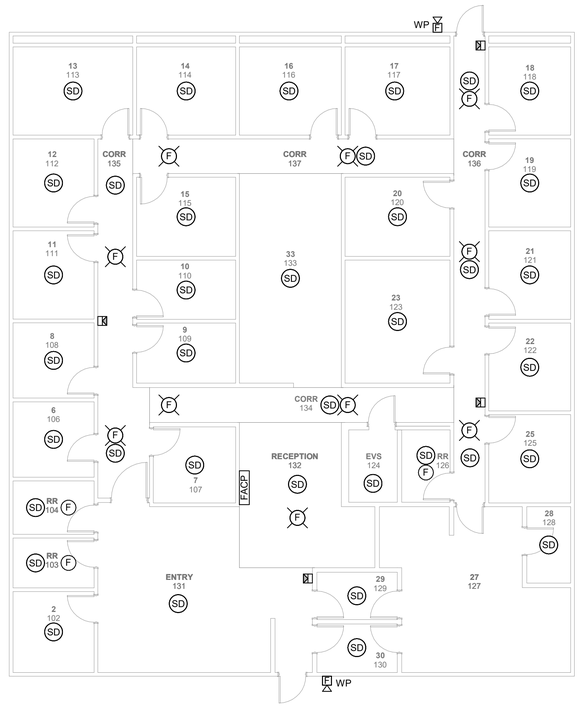

B3 4010 LEVEL 1 - FIRE ALARM
1/8" = 1'-0"

JSRa
JOHNSON SMITTHIPONG & ROSAMOND ASSOCIATES, INC.
5210 E Williams Cir • Ste 600 • Tucson, AZ 85711
(520) 547-7904 • www.jsra.com

Consultants:

Bernhard
Bernhard TME, LLC ■ Engineering Division
2990 N. Swan Road
Suite 227
Tucson, Arizona 85712
Phone: (520) 323-2381
tme@bernhardtme.com

JACOB S. CLARK
NEW MEXICO
24382
REGISTERED PROFESSIONAL ENGINEER
12/6/2024

GIMC FIRE ALARM SYSTEM REDESIGN

516 E Nizhoni Blvd
Gallup, NM 87301

U. S. DEPARTMENT OF HEALTH AND HUMAN SERVICES
INDIAN HEALTH SERVICE
NAVAJO AREA OFFICE

No.	Date	Description

Issue Date:	12/6/24
Project No:	23-360
Scale:	1/8" = 1'-0"
Drawn By:	ARIVERA
Checked By:	JCRAVEN

FINAL CD

Sheet Title:
4010 LEVEL 1 - FIRE ALARM

Sheet Number:
E147.1

Autodesk Docs://23-360 IHS IDIQ GIMC Fire Alarm v2023/23-390 12 Elec GIMC Fire Alarm Central 2023.rvt
12/5/2024 3:46:25 PM

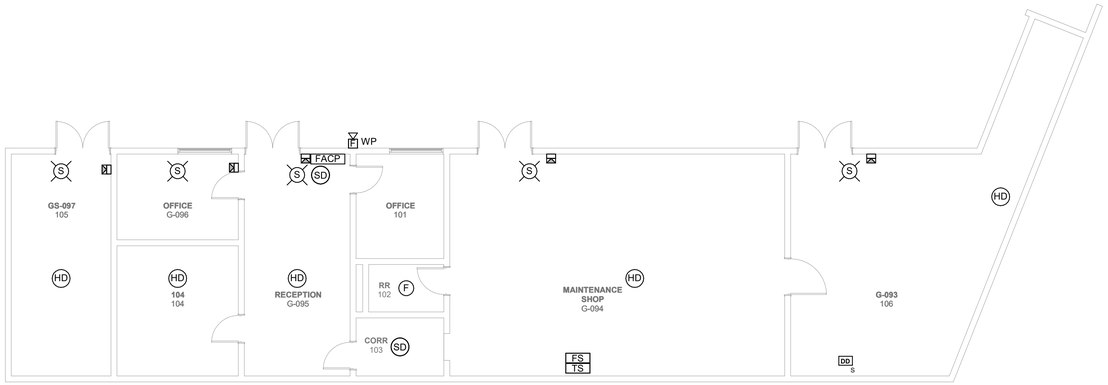

C1 5000 LEVEL 1 - FIRE ALARM
1/8" = 1'-0"

GENERAL OVERVIEW OF SEQUENCE OF CONSTRUCTION :

A. INSTALL SIEMENS CERBERUS PRO MODULAR FIRE CONTROL PANEL AND MANAGEMENT STATION COMPLETE WITH SERVER MONITOR, KEYBOARD AND PRINTER WITHIN THE BOILER CONTROL ROOM (CENTRAL PLANT) WITHIN THE MAIN HOSPITAL BUILDING 2000.
B. INSTALL SIEMENS CERBERUS PRO FIRE ALARM CONTROL PANELS WITHIN THE FOLLOWING EXISTING BUILDINGS:
   a. 2016 - BUILDING F .
   b. 2018 - OUTPATIENTS CLINIC.
   c. 3003 - BEHAVIORAL HEALTH.
   d. 4010 - WALK-IN CLINIC.
   e. 5000 - FACILITIES MANAGEMENT.
   f. 5002 - GENERATOR.
C. INSTALL SIEMENS PAD - 4 DISTRIBUTED POWER MODULES.
D. INSTALL REMOTE DISPLAY TERMINALS (REMOTE ANNUNCIATORS).
E. INSTALL FIBER OPTIC CABLING IN CONDUIT BETWEEN FIRE CONTROL PANEL AND BUILDING FIRE ALARM CONTROL PANEL AND EXISTING BUILDING 3000 SIEMENS CERBERUS FIRE ALARM CONTROL PANEL LOCATED WITHIN THE BUILDING 3000 ELECTRICAL ROOM.
F. INSTALL COPPER CABLING IN RED CONDUIT BETWEEN FIRE CONTROL PANELS TO THE SIEMENS PAD DISTRIBUTED POWER MODULES.
G. TEST AND TERMINATE ALL FIBER OPTIC CABLING AND COPPER CABLING INDICATED WITHIN GENERAL NOTES E AND F ABOVE.
H. PROGRAM AND TEST FIRE ALARM CONTROL PANELS AND PAD DISTRIBUTED POWER MODULES.
I. INSTALL NEW FIRE ALARM INITIATING AND NOTIFICATION DEVICES ON A FLOOR-BY-FLOOR BASES. VERIFY AND TEST PROGRAMMING, SYNCHRONIZE ALL FIRE ALARM STROBES THROUGHOUT FLOOR. PERFORM ACCEPTANCE TESTING AS A COMPLETED SYSTEM WITH AHJ (IHS) AND THE LOCAL STATE FIRE MARSHALL.
J. UPON COMPLETION OF THE NEW FIRE ALARM SYSTEMS PERFORM ACCEPTANCE TESTING AS A COMPLETED SYSTEM WITH AHJ (IHS) AND THE LOCAL STATE FIRE MARSHALL.
K. REVISE PROGRAMMING WITHIN EXISTING TOHATCHI HEALTH CLINIC EDWARDS EST4 TO TRANSMIT THE CMS (POINTS LIST) TO THE SIEMENS CERBERUS PRO MODULAR FIRE CONTROL PANEL LOCATED WITH THE BOILER CONTROL ROOM (CENTRAL PLANT) WITHIN THE MAIN HOSPITAL.

JSRa
JOHNSON SMITTHIPONG & ROSAMOND ASSOCIATES, INC.
5210 E Williams Cir ◦ Ste 600 ◦ Tucson, AZ 85711
(520) 547-7904 ◦ www.jsra.com

Consultants:

Bernhard
Bernhard TME, LLC ▪ Engineering Division
2990 N. Swan Road
Suite 227
Tucson, Arizona 85712
Phone: (520) 323-2381
tme@bernhardtme.com

JACOB S. CRAVEN
NEW MEXICO
24382
REGISTERED PROFESSIONAL ENGINEER
12/6/2024

GIMC FIRE ALARM SYSTEM REDESIGN

516 E Nizhoni Blvd
Gallup, NM 87301

U. S. DEPARTMENT OF HEALTH AND HUMAN SERVICES
INDIAN HEALTH SERVICE
NAVAJO AREA OFFICE

No.	Date	Description

Issue Date:	12/6/24
Project No:	23-360
Scale:	1/8" = 1'-0"
Drawn By:	ARIVERA
Checked By:	JCRAVEN

FINAL CD

Sheet Title:
5000 LEVEL 1 - FIRE ALARM

Sheet Number:
E148.1

Autodesk Docs://23-360 IHS IDIQ GIMC Fire Alarm v2023/23-390 12 Elec GIMC Fire Alarm Central 2023.rvt
12/5/2024 3:46:25 PM

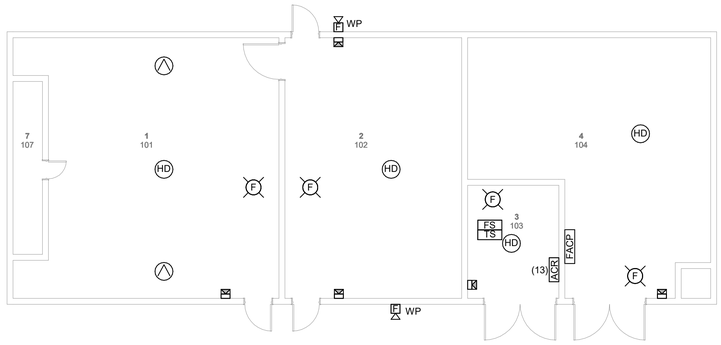

C2 **5002 LEVEL 1 - FIRE ALARM**
1/8" = 1'-0"

GENERAL OVERVIEW OF SEQUENCE OF CONSTRUCTION :

A. INSTALL SIEMENS CERBERUS PRO MODULAR FIRE CONTROL PANEL AND MANAGEMENT STATION COMPLETE WITH SERVER MONITOR, KEYBOARD AND PRINTER WITHIN THE BOILER CONTROL ROOM (CENTRAL PLANT) WITHIN THE MAIN HOSPITAL BUILDING 2000.
B. INSTALL SIEMENS CERBERUS PRO FIRE ALARM CONTROL PANELS WITHIN THE FOLLOWING EXISTING BUILDINGS:
   a. 2016 - BUILDING F .
   b. 2018 - OUTPATIENTS CLINIC.
   c. 3003 - BEHAVIORAL HEALTH.
   d. 4010 - WALK-IN CLINIC.
   e. 5000 - FACILITIES MANAGEMENT.
   f. 5002 - GENERATOR.
C. INSTALL SIEMENS PAD - 4 DISTRIBUTED POWER MODULES.
D. INSTALL REMOTE DISPLAY TERMINALS (REMOTE ANNUNCIATORS).
E. INSTALL FIBER OPTIC CABLING IN CONDUIT BETWEEN FIRE CONTROL PANEL AND BUILDING FIRE ALARM CONTROL PANEL AND EXISTING BUILDING 3000 SIEMENS CERBERUS FIRE ALARM CONTROL PANEL LOCATED WITHIN THE BUILDING 3000 ELECTRICAL ROOM.
F. INSTALL COPPER CABLING IN RED CONDUIT BETWEEN FIRE CONTROL PANELS TO THE SIEMENS PAD DISTRIBUTED POWER MODULES.
G. TEST AND TERMINATE ALL FIBER OPTIC CABLING AND COPPER CABLING INDICATED WITHIN GENERAL NOTES E AND F ABOVE.
H. PROGRAM AND TEST FIRE ALARM CONTROL PANELS AND PAD DISTRIBUTED POWER MODULES.
I. INSTALL NEW FIRE ALARM INITIATING AND NOTIFICATION DEVICES ON A FLOOR-BY-FLOOR BASES. VERIFY AND TEST PROGRAMMING, SYNCHRONIZE ALL FIRE ALARM STROBES THROUGHOUT FLOOR. PERFORM ACCEPTANCE TESTING AS A COMPLETED SYSTEM WITH AHJ (IHS) AND THE LOCAL STATE FIRE MARSHALL.
J. UPON COMPLETION OF THE NEW FIRE ALARM SYSTEMS PERFORM ACCEPTANCE TESTING AS A COMPLETED SYSTEM WITH AHJ (IHS) AND THE LOCAL STATE FIRE MARSHALL.
K. REVISE PROGRAMMING WITHIN EXISTING TOHATCHI HEALTH CLINIC EDWARDS EST4 TO TRANSMIT THE CMS (POINTS LIST) TO THE SIEMENS CERBERUS PRO MODULAR FIRE CONTROL PANEL LOCATED WITH THE BOILER CONTROL ROOM (CENTRAL PLANT) WITHIN THE MAIN HOSPITAL.

JOHNSON SMITTHIPONG & ROSAMOND ASSOCIATES, INC.
5210 E Williams Cir ◦ Ste 600 ◦ Tucson, AZ 85711
(520) 547-7904 ◦ www.jsra.com

Consultants:

Bernhard
Bernhard TME, LLC ▪ Engineering Division
2990 N. Swan Road
Suite 227
Tucson, Arizona 85712
Phone: (520) 323-2381
tme@bernhardtme.com

JACOB S. CUARON
NEW MEXICO
24382
REGISTERED PROFESSIONAL ENGINEER
12/6/2024

GIMC FIRE ALARM SYSTEM REDESIGN

516 E Nizhoni Blvd
Gallup, NM 87301

U. S. DEPARTMENT OF HEALTH AND HUMAN SERVICES
INDIAN HEALTH SERVICE
NAVAJO AREA OFFICE

No.	Date	Description

Issue Date:	12/6/24
Project No:	23-360
Scale:	1/8" = 1'-0"
Drawn By:	ARIVERA
Checked By:	JCRAVEN

FINAL CD

Sheet Title:

5002 LEVEL 1 - FIRE ALARM

Sheet Number:

E149.1

Autodesk Docs://23-360 IHS IDIQ GIMC Fire Alarm v2023/23-390 12 Elec GIMC Fire Alarm Central 2023.rvt
12/5/2024 3:46:25 PM