Draft

Whitten Camera Project
2026



Draft

Task Objective

OSSP, under direction from the Office of the Secretary of Agriculture office, is seeking to strengthen Avigilon video surveillance coverage at the Whitten Buildings by installing (12) new cameras in locations identified as major security vulnerabilities which will resolve the immediate gaps in visibility coverage at the Whitten facility and strengthen the ability to detect, deter, and respond to security incidents with greater speed and accuracy. The Contractor shall perform a detailed site survey of each location and procure, install, and configure all required cameras. This includes furnishing all Avigilon Video Surveillance System (VSS) devices, equipment, mounting hardware, poles, and any additional materials necessary for both interior and exterior deployment. As part of the site survey, the Contractor shall determine all required cable routes and pathways. The Contractor shall develop and submit proposed ground-trenching plans, cable-routing diagrams, and pathway designs to USDA for review and approval. Upon approval, the Contractor is responsible for procuring all materials and completing all work associated with the approved pathways, routes, and ground trenching. All work must comply with USDA standards, applicable building requirements, and industry best practices. Contractor is also responsible for obtaining all required cameras licenses and permits, including but not limited to building, local, and state permits, necessary to complete the work. Due to the facility's critical operational function and its historic design is very important, each installation location must adhere to established guidelines to ensure the work remains as aesthetically pleasing as possible and maintains the sites overall historical continuity.

- **3 Fixed Camera Locations**
  - 1st Floor Offices – 2 Whitten Visitor Center 103A
  - 5th Floor Roof Access Door– 507A
- **7 4-Way Exterior Camera Locations**
  - 1 Camera in the East Wing Jefferson Lawn on 12' camera poles
  - 1 Camera in the West Wing Jefferson Lawn on 12' camera poles
  - 1 Camera on the Whitten Apron 2nd Floor on extension mount off building replacing existing camera
  - 2 Cameras on the Whitten Apron on 18' camera poles, replacing existing poles installed
  - 2 Cameras on the Whitten Apron security gate boxes on 6' camera poles
  -
- **2 PTZ Camera Locations**
  - 2 PTZ Cameras Whitten Apron security gate boxes on 6' camera poles

Support Need Statement

Draft

1.1 Contractor will procure and install all wiring, fiber optic cable and electrical power necessary to provide control of both fixed and pan/tilt/zoom (PTZ) cameras, install all cabling necessary to connect cameras to switches and/or routers in the identified telecom closets. All cabling will be installed in accordance with the manufacturer's installation instructions. Contractors shall coordinate with OSSP to determine the optimal field of view for each newly installed camera.

1.2 Contractor will purchase, install, and configure 64GB SDXC Class 10 SD cards for all newly deployed cameras. This effort will ensure continuous data retention during outages, communication failures, or other system disruptions.

1.3 Contractor will be responsible for supplying, installing, and programming all cameras, camera licenses, related devices, software, and head-end equipment required to deliver a fully functioning system. The Contractor shall also ensure that all additions or configuration changes made to the Video Surveillance System (VSS) are fully aligned with the existing Extron video wall system, maintaining seamless operation and synchronization between the two systems.

1.4 Contractor will provide point-to-point labeling for all associated devices and install all communication racks, frames, and enclosures used to house NVRs and network switches. All work must comply with NECA 1 standards, the BICSI Telecommunications Distribution Methods Manual (TDMM) for communications equipment space layout, and the BICSI Information Technology Systems Installation Methods Manual (ITSIMM) for installation practices within communications equipment spaces.

1.5 The contractor will coordinate with USDA/OCIO- CEC to identify the nearest telecommunications closets for integrating the new cameras into the existing network. The contractor will then configure all cameras into the existing Avigilon VSS platform currently operating on the USDA network infrastructure.

1.6 Contractor will provide all final system documentation, including as-built drawings in AutoCAD and PDF format, software licenses, system passwords, manufacturer installation and troubleshooting guides, reference books, and physical keys. In addition, the Contractor shall provide all applicable warranty documentation, including assurance plans and extended-warranty options.

1.7 The contractor must hold current Avigilon VAR certification and be authorized to provide sales, system design, installation, and ongoing support for Avigilon high-definition surveillance solutions. All assigned staff must be vetted and possess specialized knowledge in IP security systems, video analytics, Avigilon Control Center (ACC) and Unity software environments

1.8 Contractor will coordinate with OSSP/FPD to identify and approved evaluation criteria and complete performance and closeout testing of all devices.

Draft

Place of Performance
Whitten Building, 1400 Independence Ave. SW. Washington, DC 20250

Period of Performance
The Period of Performance will be 120 days from date of award.

Points of Contact (POC)

Project Manager:
Mike O'Connor, (202) 997-3801, mike.oconnor@usda.gov
1400 Independence Ave, SW Room 1420, Washington, DC 20250

Technical Point of Contact (TPOC):
Dwain Countiss, (202) 690-0216, dwain.countiss@usda.gov
1400 Independence Ave, SW Room 1409, Washington, DC 20250

Deliverables
The required deliverables associated with this work shall be provided in the below table, accompanied by a brief description and the deliverable due date:

Item No.	Deliverable	Objective	Due
1	Material Procurement and Lead Time	Order Materials	10 days after award
2	Reports	Summarize installation progress, equipment ordered, meetings, and problems encountered.	and every 10 days thereafter until site commissioning
3	Site Commissioning/100%	Conduct system tests witnessed by PM/TPOCs, where appropriate; provide certifications that the new system passed the test plan.	120 days after award

Draft

Security Requirement
Unclassified.

Processing
The work statement provided will be used to establish the Statement of Work (SOW) for vendor response, and to govern the overall support activity that vendors will be expected to deliver for the ordering activity.

The SOW will be submitted to vendors to solicit a response. Vendors may ask questions to clarify the support need. In some cases, the vendors may require a Site Visit to review the location where the work is to be performed, and to obtain a full understanding of the work that needs to be accomplished.

Evaluation
The Government will award an agreement resulting from the solicitation to the responsible Offeror whose offer conforming to the solicitation will be most advantageous to the Government. The following factors shall be used to evaluate offers:

- Technical – An offer must be technically acceptable to be considered for award.
- Confidence Rating – An offer will be reviewed, and a confidence assessment score provided
- Price – the offer will be reviewed for price reasonableness

The most advantageous response will be the response that offers the highest confidence rating and most reasonable price.

The specific evaluation processes are as follows:

Technical Evaluation Process
The evaluation will utilize a review team of at least two assigned team members assigned this responsibility by the Contracting Officer. These team members will identify whether the response from the vendor is Acceptable or Unacceptable. An Acceptable determination will be provided if it responds affirmatively to all minimum requirements contained in the solicitation materials. Two of the three team members must rate the proposal as acceptable to permit an Acceptable rating. As a response deemed Acceptable by the technical evaluation team indicates a vendor that has demonstrated capability to accomplish the scope of work, it will be provided to the Contracting Officer for subsequent evaluation.

Any Unacceptable rating will be provided a full description of the following for the BPA Contracting Officer's review:

- Weakness – a flaw in the proposal that increases the risk of unsuccessful contract performance, and the specific identification of the flaw
- Significant Weakness – a proposal flaw that appreciably increases the risk of unsuccessful contract performance, and the specific identification of the flaw
- Deficiency – a material failure of a proposal to meet a Government requirement or a combination of significant weaknesses in a proposal that increases the risk of unsuccessful contract performance to an unacceptable level, and the specific identification of the material failure or combination of weaknesses in the proposal

Draft

An Unacceptable rating will be shared with the vendors as part of a Notice to Unsuccessful Offerors, accompanied with the evaluation team findings as described above.

Confidence Rating Process
The Contracting Officer will review the response and will assess a confidence rating. The following adjectival rating guidelines will be used when subjectively assessing vendor responses:

Confidence Assessment	
Rating	**Description**
SUBSTANTIAL CONFIDENCE	Based on the offeror's response, the government has a high expectation that the offeror will successfully perform the required effort.
SATISFACTORY CONFIDENCE	Based on the offeror's response, the government has an expectation that the offeror will successfully perform the required effort.
LIMITED CONFIDENCE	Based on the offeror's response, the government has a low expectation that the offeror will successfully perform the required effort.
NO CONFIDENCE	Based on the offeror's response, the government has no expectation that the offeror will be able to successfully perform the required effort.

Price Evaluation
The Contracting Officer shall evaluate all offers price submissions to validate them as being fair and reasonable and representing cost realism. Offerors are direct to FAR 2.101(b) for a definition of "cost realism", which states:

"Cost realism" means that the costs in an offeror's proposal—

(1) Are realistic for the work to be performed.
(2) Reflect a clear understanding of the requirements; and
(3) Are consistent with the various elements of the offeror's technical proposal

Vendor submissions that are either too low or too high will be deemed unreasonable or incorporating too much risk for the government to accept. Pricing is expected to align with the level of effort determinations provided by the ordering activity.

NOTE: Ordering activities that do not utilize a schedule of materials, and permit vendors to identify the materials needed, accept the expertise of these vendors to satisfy the support need or ordering requirements. In such cases, the price evaluation will not take into consideration the cost of materials in the determination of price reasonableness.

Task Award
Once a vendor is selected for award by the Contracting Officer, the vendor shall be notified and will directly coordinate with the POCs to engage the work and/or support need

Physical Security
The Contractor shall be responsible for safeguarding all Government property and data made available for Contractor use. At the close of each work period, Government facilities, equipment and materials shall be secured.

Draft

Professional Conduct While on Government Facilities

Contractor employees shall observe and maintain themselves in accordance with professional standards according to their location. Attire should be consistent with professional standards. They shall not engage in private activities for personal gain or any other unauthorized purpose while on Government-owned or leased property, nor may Government time or equipment be utilized for these purposes.

Inspection and Acceptance

Work and work schedules will be cooperative efforts between the Technical Point of Contact (TPOC), the Program Manager (PM), and/ or the contractor.

The Government shall review deliverables for conformance with this statement of work and all referenced documents for completeness and accuracy. The Government will provide comments to the contractor within three working days after receipt of a draft deliverable. The contractor will provide corrections and deliver a revised deliverable within three working days of Government comments. For the purpose of this statement of work, workdays do not include weekends and federal holidays.

Contractor shall document any open issues, possible problems, or any other items that could hinder the performance of the project along with deliverables. Furthermore, resolutions to known problems or foreseen problems/issues shall be included in all deliverables submitted. Any open issues that need to be addressed shall be included and communicated to the Government once they are known for possible resolution.

Limitation of Authority

The government assigned Project or Program Manager, Task POC, or COR are responsible for monitoring the Contractor's performance. Any proposed modifications to the task order, such as changes to the scope of work, or to the terms and conditions of the task order must be authorized by the Contracting Officer.

Submission of Invoices

The contractor shall submit to the Project Manager and/or COR an invoice with a description of the services/supplies provided in the previous period. The government shall review the invoice to ensure the services/supplies have been delivered and are acceptable, and that the invoice amount is correct. Before payment is made, the government must indicate validation. The Contractor shall submit all invoices through www.ipp.gov for the Contracting Officer approval and for payment.

Draft

United States Department of Agriculture

Whitten Building VSS
Camera Locations & Model Types:

- **3 Fixed Camera Locations**
  - 1st Floor Offices – 2 Whitten Visitor Center 103A (Page 5)
  - 5th Floor Roof Access Door– 507A (Page 16)
- **7 4-Way Exterior Camera Locations**
  - 1 Camera in the East Wing Jefferson Lawn (Page 4)
  - 1 Camera in the West Wing Jefferson Lawn (Page 6)
  - 5 Cameras on the Whitten Apron (Page 5)
- **2 PTZ Camera Locations**
  - 2 PTZ Cameras in the Whitten entrance (Page 5)

1 LEVEL 01-SECURITY AREA A

Scale: 1/8" = 1'-0"

AECOM

PROJECT

USDA HQ VSS_UPGRADE

CLIENT

USDA OSSP
Washington, DC

CONSULTANT

AECOM
4 N Park Drive
Suite 300
Hunt Valley, MD 21030

WHITTEN BUILDING

ISSUE/REVISION

I/R	DATE	DESCRIPTION
	07.30.2020	100% SUBMISSION
	07.15.2020	80% SUBMISSION
	06.26.2020	40% SUBMISSION

KEY PLAN

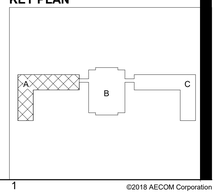

PROJECT NUMBER

60634596

SHEET TITLE

LEVEL 01-AREA A

SHEET NUMBER 1

TY1.101.A

Printed on 30% Post-Consumer Recycled Content Paper

©2018 AECOM Corporation

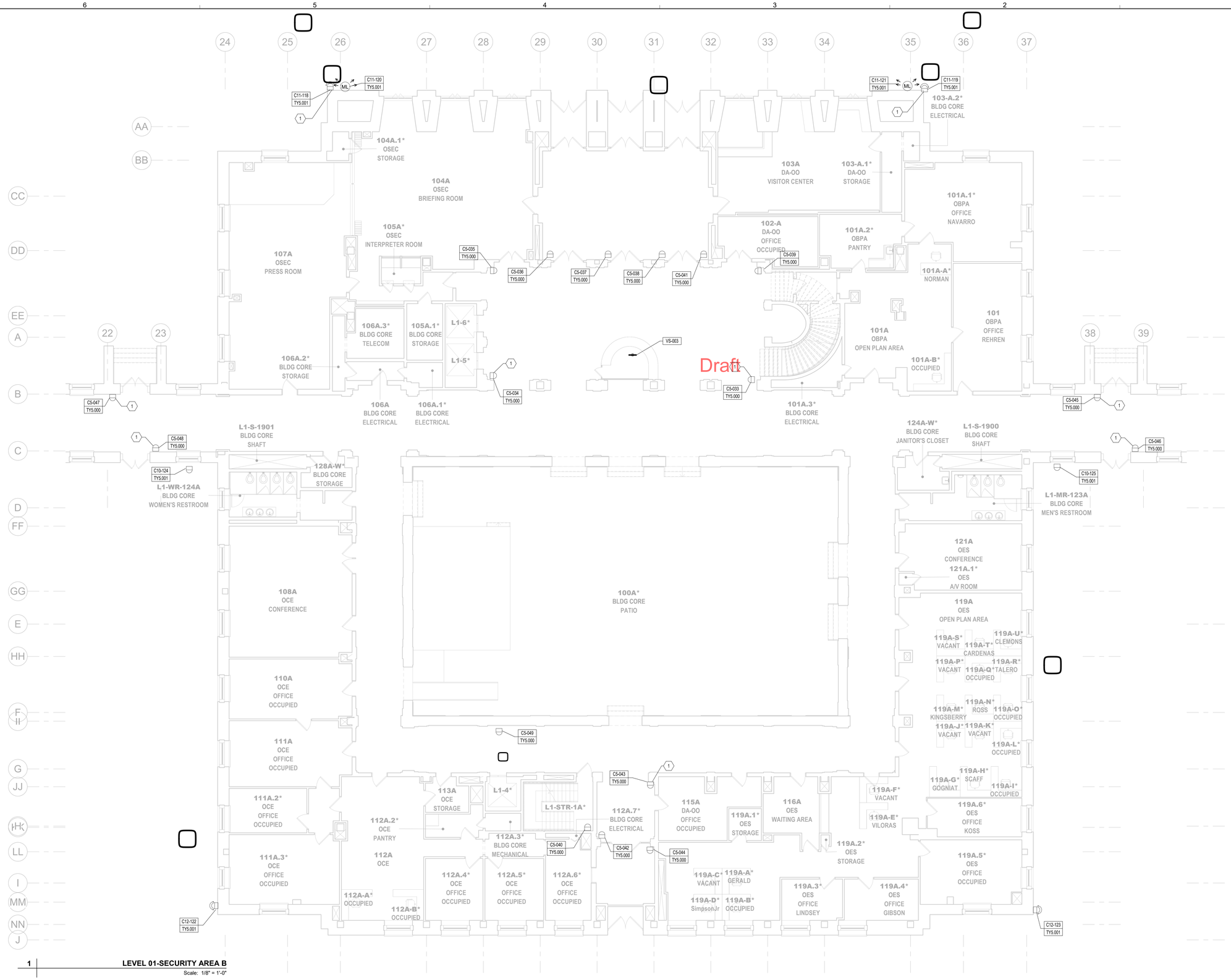

1 LEVEL 01-SECURITY AREA B

Scale: 1/8" = 1'-0"

SHEET KEYNOTES

1 UTILIZE ALL EXISTING CONDUIT INFRASTRUCTURE WHEN APPLICABLE.

KEY PLAN

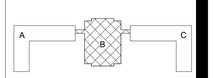

AECOM

PROJECT

USDA HQ VSS_UPGRADE

CLIENT

USDA OSSP
Washington, DC

CONSULTANT

AECOM
4 N Park Drive
Suite 300
Hunt Valley, MD 21030

WHITTEN BUILDING

ISSUE/REVISION

I/R	DATE	DESCRIPTION
	07.30.2020	100% SUBMISSION
	07.15.2020	80% SUBMISSION
	06.26.2020	40% SUBMISSION

PROJECT NUMBER

60634596

SHEET TITLE

LEVEL 01-AREA B

SHEET NUMBER 1

TY1.101.B

Printed on 30% Post-Consumer Recycled Content Paper

©2018 AECOM Corporation

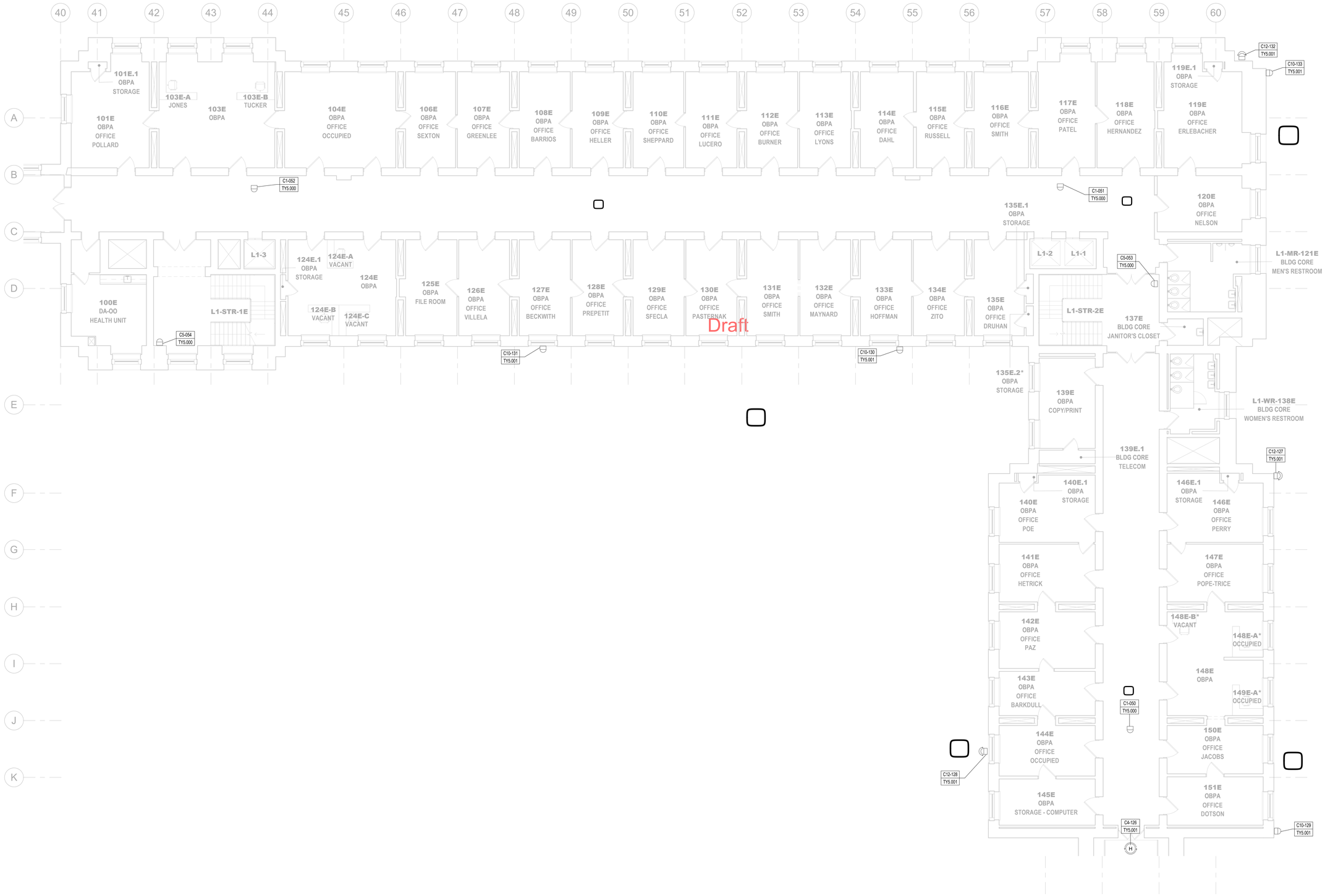

1 **LEVEL 01-SECURITY AREA C**

Scale: 1/8" = 1'-0"

KEY PLAN

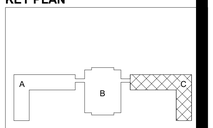

AECOM

PROJECT

USDA HQ VSS_UPGRADE

CLIENT

USDA OSSP
Washington, DC

CONSULTANT

AECOM
4 N Park Drive
Suite 300
Hunt Valley, MD 21030

WHITTEN BUILDING

ISSUE/REVISION

I/R	DATE	DESCRIPTION
	07.30.2020	100% SUBMISSION
	07.15.2020	80% SUBMISSION
	06.26.2020	40% SUBMISSION

PROJECT NUMBER

60634596

SHEET TITLE

LEVEL 01-AREA C

SHEET NUMBER 1

TY1.101.C

Printed on 30% Post-Consumer Recycled Content Paper

©2018 AECOM Corporation

WHITTEN _ LEVEL 5 - Occupancy

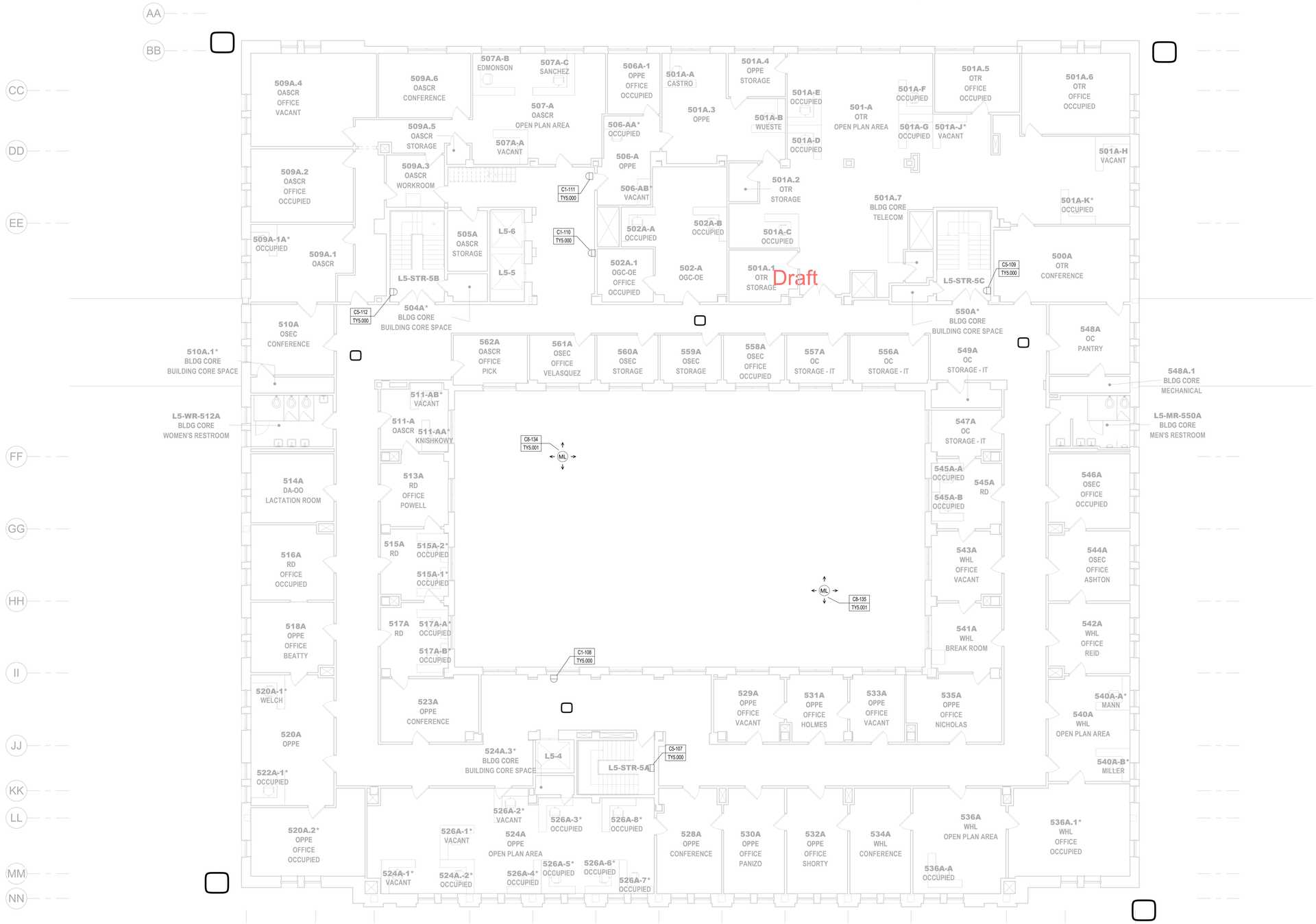

1 **LEVEL 05-SECURITY AREA B**
Scale: 1/8" = 1'-0"

KEY PLAN

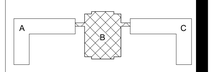

AECOM

PROJECT
USDA HQ VSS_UPGRADE

CLIENT
USDA OSSP
Washington, DC

CONSULTANT
AECOM
4 N Park Drive
Suite 300
Hunt Valley, MD 21030

WHITTEN BUILDING

ISSUE/REVISION

I/R	DATE	DESCRIPTION
	07.30.2020	100% SUBMISSION
	07.15.2020	80% SUBMISSION
	06.26.2020	40% SUBMISSION

PROJECT NUMBER
60634596

SHEET TITLE
LEVEL 05-AREA B

SHEET NUMBER 1
TY1.105.B

Printed on ___% Post-Consumer Recycled Content Paper
©2018 AECOM Corporation