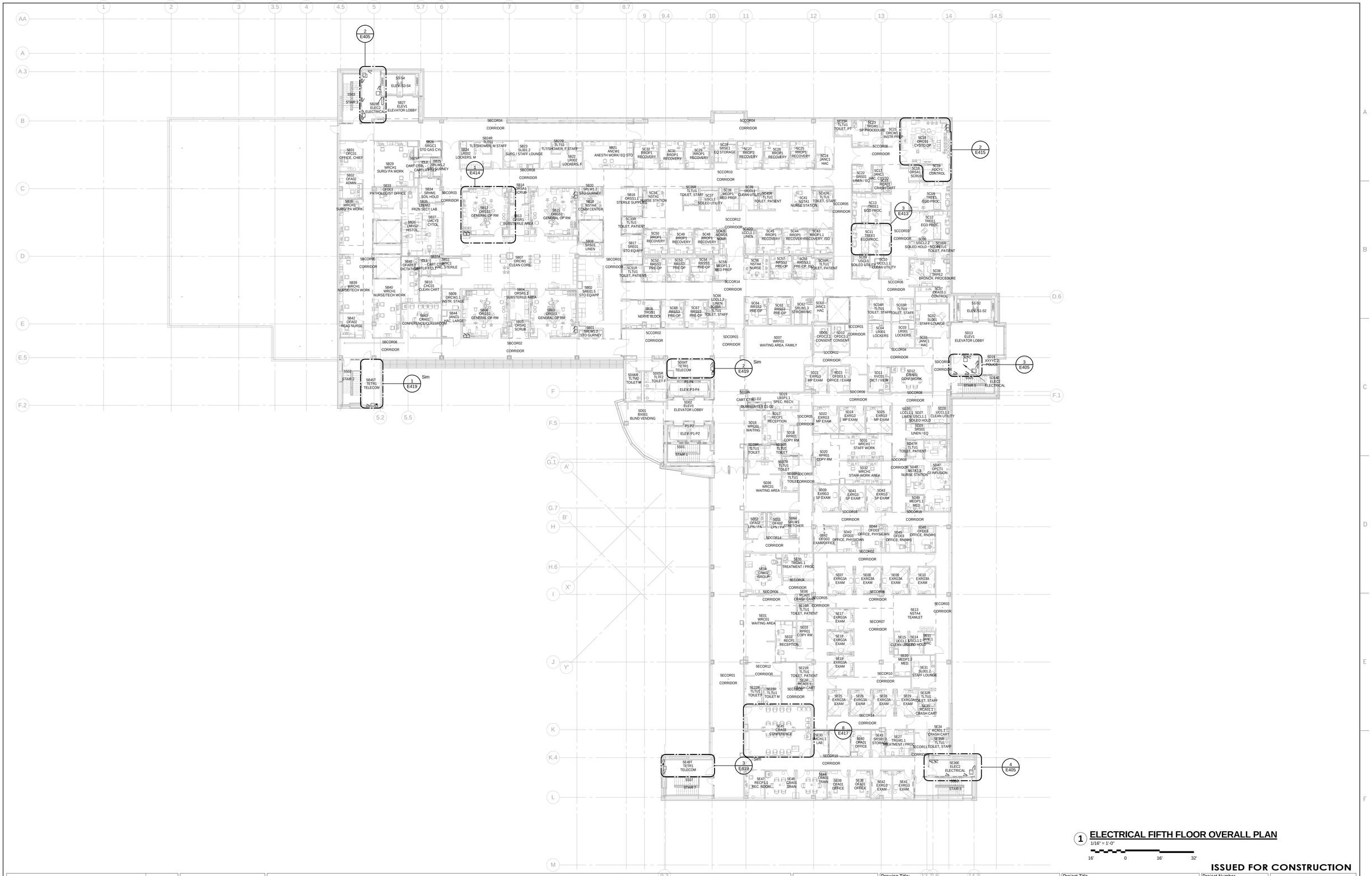

1 **ELECTRICAL FIFTH FLOOR OVERALL PLAN**
1/16" = 1'-0"

ISSUED FOR CONSTRUCTION

Revisions:	Date

NORTH CAROLINA PROFESSIONAL SEAL 32417 ENGINEER RYAN J. ARNI 8-1-2014

CHILDRESS KLEIN PROPERTIES
Cambridge HEALTHCARE SOLUTIONS, LLC
rpadesign
5960 Fairview Road
Suite 500
Charlotte, NC 28210
704.887.3500
704.887.3507 fax

WALTER P MOORE
1201 Peachtree St., NE 400 Colony Square
Suite 1600
Atlanta, GA 30361
Voice: 404.898.9620
Fax: 404.898.9659

CAVEO CONSULTING ENGINEERS
1821 Cumberland Ave
Suite #100
Charlotte, North Carolina 28203
(704) 348-3097

GEOSCIENCE GROUP Incorporated
500-K Clanton Road
Charlotte, NC 28217
(704) 525-2003

Drawing Title: **ELECTRICAL FIFTH FLOOR OVERALL PLAN**

Approved: Project Director

Project Title: VA Charlotte Health Care Center

Project Number: SFO# VA-101-10-RP-0081

Building Number:

Location: Charlotte, NC

Drawing Number: **E105**

Date: 07/21/2014 | Checked: RJA | Drawn: BCE

Dwg. of

U.S. Department of Veterans Affairs

VA FORM 08-6231

This drawing is the property of the Architect and shall not be reproduced in whole or in part without his consent. The ideas and designs incorporated herein, as an instrument of service, are the property of the Architect. The reproduction, alteration or use of this drawing for any other purpose than that for which it was intended is prohibited. No part thereof may be used for any other purpose than with the express written agreement of, and compensation to, the Owner. Project identified or referred to herein or extensions thereto.

8/3/2014 9:51:06 AM

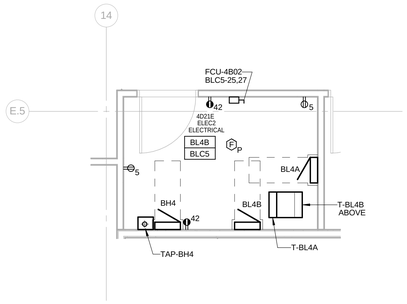

1 FOURTH FLOOR ENLARGED ELECTRICAL ROOM 4D21E

1/4" = 1'-0"

4' 0 4' 8'

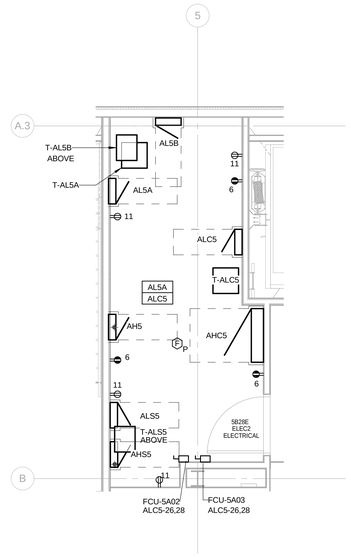

2 FIFTH FLOOR ENLARGED ELECTRICAL ROOM 5B28E

1/4" = 1'-0"

4' 0 4' 8'

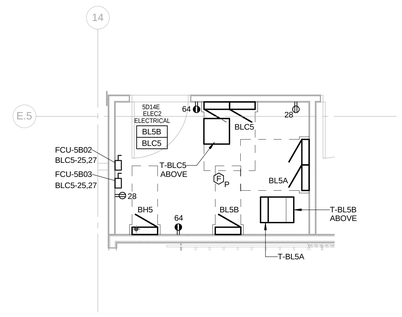

3 FIFTH FLOOR ENLARGED ELECTRICAL ROOM 5D14E

1/4" = 1'-0"

4' 0 4' 8'

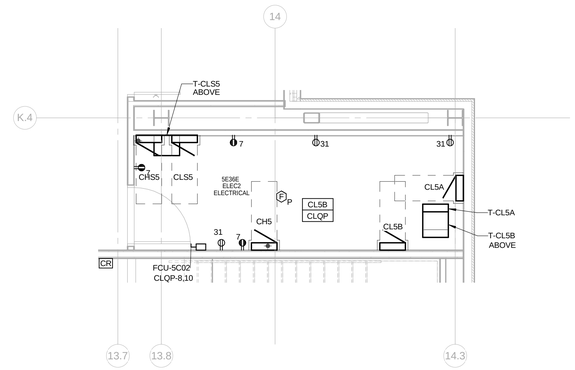

4 FIFTH FLOOR ENLARGED ELECTRICAL ROOM 5E36E

1/4" = 1'-0"

4' 0 4' 8'

GENERAL NOTES:

1. REFER TO E508 FOR TRANSFORMER MOUNTING DETAIL FOR CEILING HUNG TRANSFORMERS.

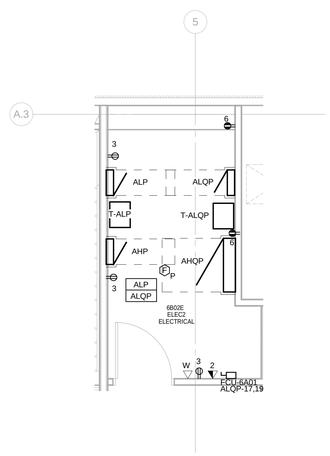

5 PENTHOUSE ENLARGED ELECTRICAL ROOM 6B01E

1/4" = 1'-0"

4' 0 4' 8'

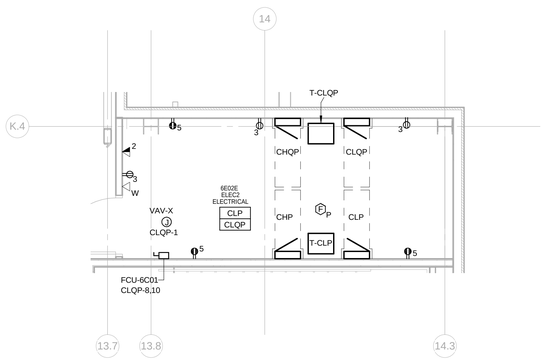

6 PENTHOUSE ENLARGED ELECTRICAL ROOM 6C001

1/4" = 1'-0"

4' 0 4' 8'

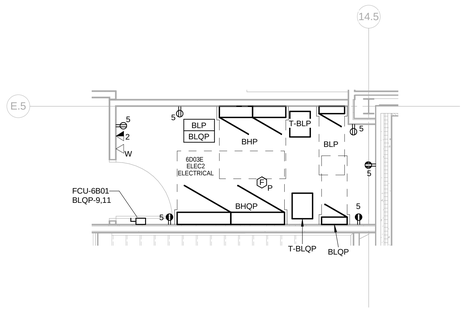

7 PENTHOUSE ENLARGED ELECTRICAL ROOM 6D03E

1/4" = 1'-0"

4' 0 4' 8'

ISSUED FOR CONSTRUCTION

Revisions:	Date

NORTH CAROLINA PROFESSIONAL SEAL 32417 ENGINEER RYAN J. ARNI 8-1-2014

CHILDRESS KLEIN PROPERTIES

Cambridge HEALTHCARE SOLUTIONS, LLC

rpadesign

5960 Fairview Road
Suite 500
Charlotte, NC 28210

704.887.3500
704.887.3507 fax

WALTER P MOORE

1201 Peachtree St., NE 400 Colony Square
Suite 1600
Atlanta, GA 30361

Voice: 404.898.9620
Fax: 404.898.9659

CAVEO CONSULTING ENGINEERS

1821 Cumberland Ave
Suite #100
Charlotte, North Carolina 28203

(704) 348-3097

GEOSCIENCE GROUP Incorporated

500-K Clanton Road
Charlotte, NC 28217

(704) 525-2003

Drawing Title: **ENLARGED ELECTRICAL ROOMS**

Approved: Project Director

Project Title: VA Charlotte Health Care Center

Project Number: SFO# VA-101-10-RP-0081

Building Number:

Location: Charlotte, NC

Drawing Number: **E405**

Date: 07/21/2014 | Checked: RJA | Drawn: BCE

Dwg. of

U.S. Department of Veterans Affairs

VA FORM 08-6231

This document is the property of RPA Design and Walter P Moore and Associates and the design ideas or plans represented by copyright. It shall not be used for any other purpose except with the written agreement of the architect. Reproduction of this drawing, project identified or referred to needs or extensions thereto.

8/1/2014 5:32:23 PM

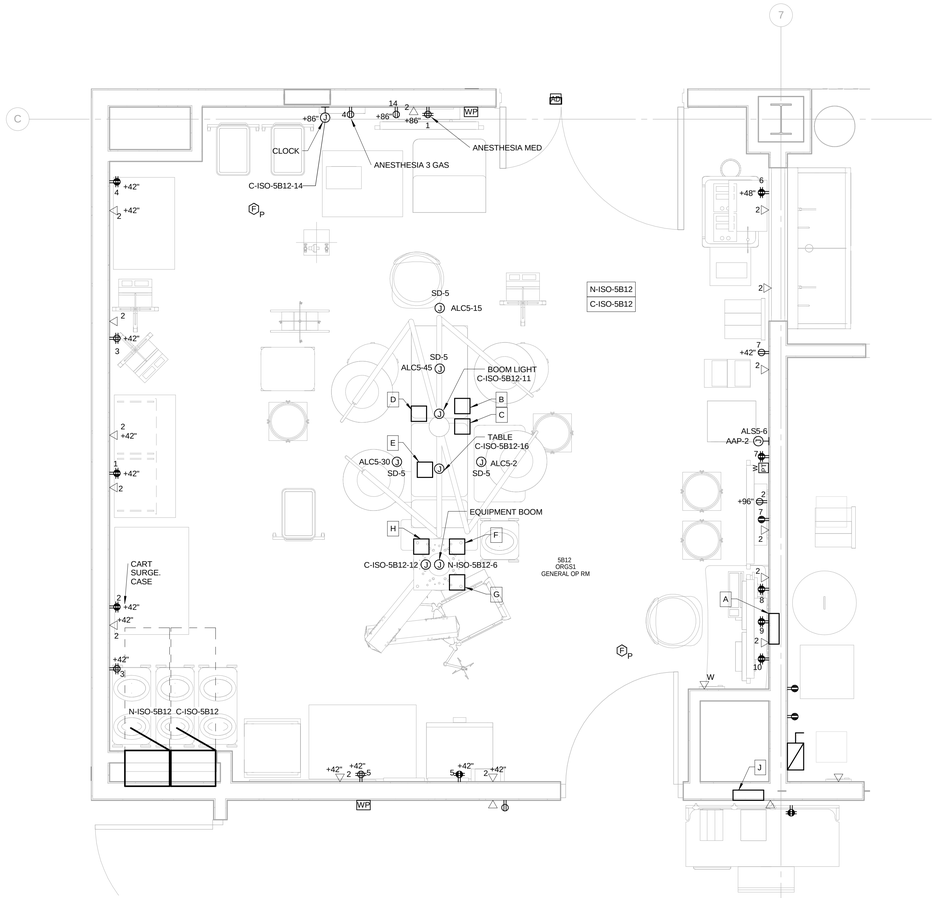

1 **ENLARGED GENERAL OPERATING ROOM**

1/2" = 1'-0"

GENERAL NOTES:

1. ALL LIGHTING, BOOMS, HVAC AND MED GAS SUPPLIES SHALL BE COORDINATED WITH EQUIPMENT MANUFACTURER. VERIFY EXACT LOCATION PRIOR TO ROUGH-IN.
2. VERIFY BOOM LIGHT CONTROL WITH MANUFACTURER. LOCATION OF CONTROLLER WILL BE SET BY OWNER/USER.
3. VERIFY RACEWAY REQUIREMENTS WITH USERS AND EQUIPMENT VENDOR.

O.R. EQUIPMENT SCHEDULE

	DESCRIPTION	FROM	TO	CONDUIT/FEEDER	REMARKS
1	PROVIDE JUNCTION BOX AND CONDUIT SIZE PER VENDOR FROM EQUIPMENT BOOM TO LIGHT BOOM	H	D	(2)1-1/4"C	
2	PROVIDE JUNCTION BOX AND CONDUIT SIZE PER VENDOR LIGHT BOOM TO DESK	B	A	(2)1-1/4"C	
3	PROVIDE JUNCTION BOX AND CONDUIT SIZE PER VENDOR LIGHT BOOM TO CONTROL DESK	C	J	1-1/4"C	
4	PROVIDE JUNCTION BOX AND CONDUIT SIZE PER VENDOR EQUIPMENT BOOM TO DESK	F	A	(2)1-1/4"C	
5	PROVIDE JUNCTION BOX AND CONDUIT SIZE PER VENDOR FROM EQUIPMENT BOOM TO CONTROL DESK	G	J	1-1/4"C	
6	PROVIDE JUNCTION BOX AND CONDUIT SIZE PER VENDOR FROM TABLE TO DESK	E	A	1-1/4"C	

ISSUED FOR CONSTRUCTION

Revisions: Date

NORTH CAROLINA PROFESSIONAL SEAL 32417 ENGINEER RYAN J. ARNI 8-12-2014

CHILDRESS KLEIN PROPERTIES
Cambridge HEALTHCARE SOLUTIONS, LLC
rpadesign

5960 Fairview Road
Suite 500
Charlotte, NC 28210
704.887.3500
704.887.3507 fax

WALTER P MOORE
1201 Peachtree St., NE 400 Colony Square
Suite 1600
Atlanta, GA 30361
Voice: 404.898.9620
Fax: 404.898.9659

CAVEO CONSULTING ENGINEERS
1821 Cumberland Ave
Suite #100
Charlotte, North Carolina 28203
(704) 348-3097

GEOSCIENCE GROUP Incorporated
500-K Clanton Road
Charlotte, NC 28217
(704) 525-2003

Drawing Title: **ENLARGED GENERAL OPERATING ROOM**

Approved: Project Director

Project Title: VA Charlotte Health Care Center

Location: Charlotte, NC

Date: 07/21/2014 | Checked: RJA | Drawn: BCE

Project Number: SFO# VA-101-10-RP-0081

Building Number

Drawing Number: **E414**

Dwg. of

U.S. Department of Veterans Affairs

VA FORM 08-6231

These drawings and specifications are the property and copyright of the firms of Childress Klein Properties, Walter P Moore, Caveo Consulting Engineers and Geoscience Group Incorporated and shall not be reproduced or copied in whole or in part. They are not to be used on any other project and are not to be used for any other purpose than that specifically authorized by the firm that prepared the document for the project specified or referred to herein or extensions thereto. It may not be used for any other purpose than this express written agreement of, and compensation to, the firms.

8/12/2014 4:53:11 PM

GENERAL SHEET NOTES - PLAN

1 FOR CIRCUITING DETAILS, REFER TO ELECTRICAL POWER EP SHEETS.

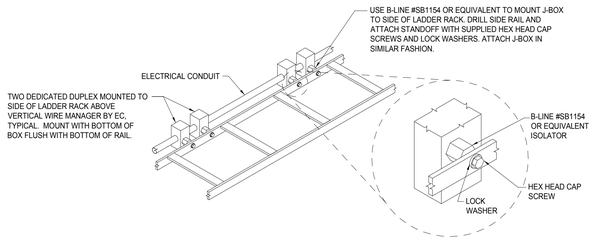

4 Ladder Rack Double Duplex J-box (Isolator) Mounting Detail
NOT TO SCALE

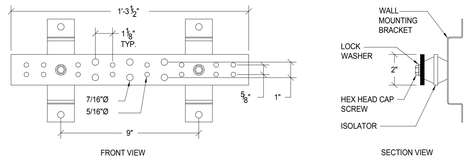

5 Typical Telecommunications Grounding Busbar (TGB)
NOT TO SCALE

⬡ SHEET KEY NOTES:

T4 19" X 84" 2-POST EQUIPMENT RACK BY SCC. TYPICAL

T5 12" LADDER RACK AT +90" AFF.

T8 3/4" X 4' X 8' AC GRADE PLYWOOD MOUNTED WITH TOP OF PLYWOOD AT 102" AND BOTTOM AT 6". PAINT PLYWOOD WITH TWO COATS OF FIRE RETARDANT WHITE PAINT. FIRE STAMP TO REMAIN VISIBLE.

T9 (4) 4" RISER SLEEVES TO FLOOR BELOW

T10 (4) 4" RISER SLEEVES TO FLOOR ABOVE

T14 220V 30A RECEPTACLE MOUNTED TO SIDE OF LADDER RACK BY EC. PLUG TYPE NEMA L6-30. EACH CIRCUIT SHALL BE A DEDICATED CIRCUIT. REFER TO ELECTRICAL DRAWINGS FOR CIRCUITING INFORMATION.

T15 120V 20A DOUBLE DUPLEX OUTLET MOUNTED TO SIDE OF LADDER RACK BY EC. TYPICAL.

T16 120V 15A CONVENIENCE OUTLET.

T17 CHAINLINK DIVIDER BETWEEN FMS AND OIT SPACES BY GC. GENERAL CONTRACTOR TO COORDINATE INSTALLATION WITH SCC.

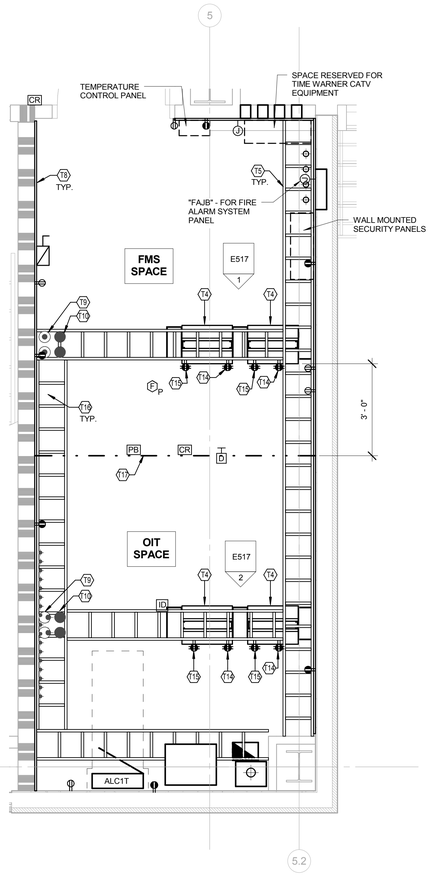

1 FIRST FLOOR ENLARGED TELECOMM ROOM 1B01T
1/2" = 1'-0"

2' 0 2' 4'

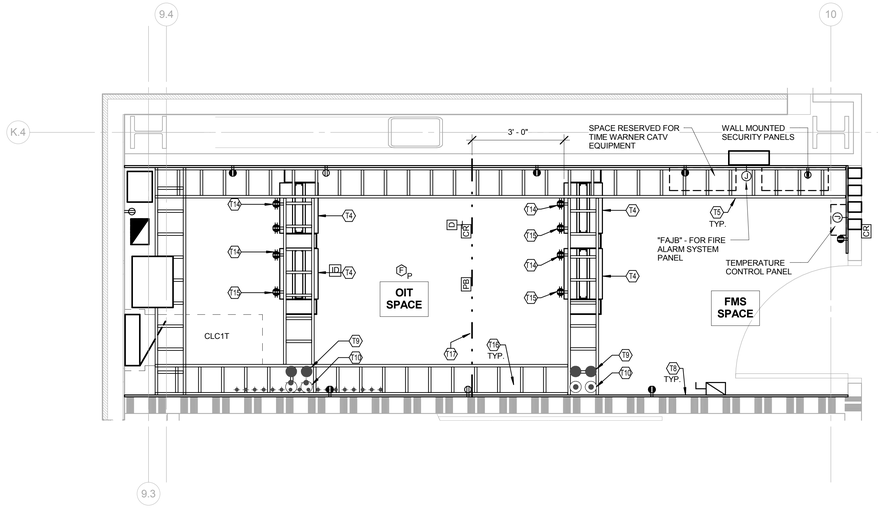

3 FIRST FLOOR ENLARGED TELECOMM ROOM 1E55T
1/2" = 1'-0"

2' 0 2' 4'

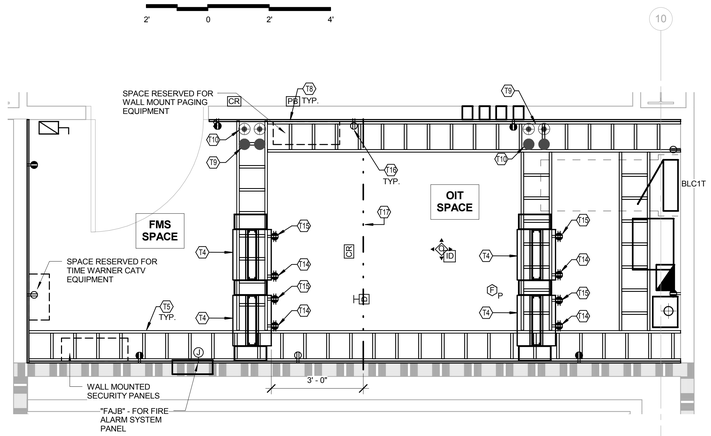

2 FIRST FLOOR ENLARGED TELECOMM ROOM 1D17T
1/2" = 1'-0"

2' 0 2' 4'

ISSUED FOR CONSTRUCTION

Revisions:	Date

NORTH CAROLINA PROFESSIONAL SEAL 32417 ENGINEER RYAN J. ARNI 8-1-2014

CHILDRESS KLEIN PROPERTIES
Cambridge HEALTHCARE SOLUTIONS, LLC
rpadesign

5960 Fairview Road
Suite 500
Charlotte, NC 28210
704.887.3500
704.887.3507 fax

WALTER P MOORE
1201 Peachtree St., NE 400 Colony Square
Suite 1600
Atlanta, GA 30361
Voice: 404.898.9620
Fax: 404.898.9659

CAVEO CONSULTING ENGINEERS
1821 Cumberland Ave
Suite #100
Charlotte, North Carolina 28203
(704) 348-3097

GEOSCIENCE GROUP Incorporated
500-K Clanton Road
Charlotte, NC 28217
(704) 525-2003
Technology Plus INCORPORATED

REGISTERED COMMUNICATIONS DISTRIBUTION DESIGNER
Bicsi
STANLEY WELLS
REG. NO. 141060R
EXPIRES 12-31-14
RCDD

Drawing Title: **TYPICAL ENLARGED TELECOMM ROOMS FLOORS 1-5**

Approved: Project Director

Project Title: VA Charlotte Health Care Center

Project Number: SFO# VA-101-10-RP-0081

Building Number:

Location: Charlotte, NC

Date: 07/21/2014 | Checked: SW | Drawn: BC

Drawing Number: **E419**

Dwg. of

U.S. Department of Veterans Affairs

VA FORM 08-6231