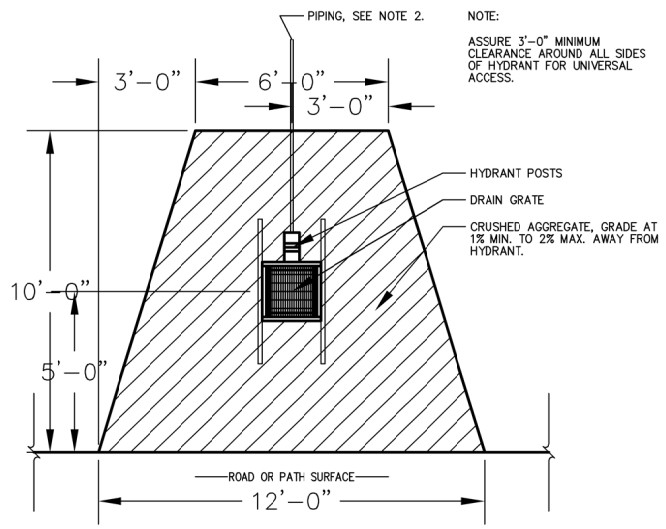

HYDRANT PAD DETAIL

NOTES:

1. HYDRANT TYPES INCLUDE:
   TYPE A – A SELF-CLOSING FAUCET.
   TYPE B – A SELF-CLOSING FAUCET AND HOSE BIBB WITH BACKFLOW PREVENTER.
   TYPE C – TWO HOSE BIBBS, UPPER BIBB WITH VACUUM BREAKER, LOWER BIBB WITH BACKFLOW PREVENTER
2. ALIGN THE PIPING AT BOTTOM OF HYDRANT AS NECESSARY TO OBTAIN PROPER ORIENTATION OF HYDRANT AS SHOWN ON THE WATER SYSTEM DRAWINGS.
3. HYDRANT LOCATION SHALL BE AS STAKED IN THE FIELD OR AS SHOWN ON THE DRAWINGS. ALTER HYDRANT LOCATION OR PAD SIZE ONLY WITH APPROVAL FROM THE CONTRACTING OFFICER.
4. ELEVATION OF EDGE OF PAD OR GRAVEL SUMP SHALL BE THE SAME AS ADJACENT FINISHED SURFACE OF EDGE OF ROAD, SPUR, OR TRAIL.
5. HYDRANT PADS MAY BE IN CUT OR FILL ALONG SIDE OF ROADWAY. CUT AND FILL SLOPES SHALL MATCH ADJACENT ROADSIDE SLOPES.
6. CONSTRUCT TIMBER FRAME BOX USING ANODIZED GRABBER SCREWS (2 EACH CORNER). SECURE FRAME BOX TO HYDRANT POST WITH ANODIZED GRABBER SCREWS (2 PLACES).
7. HYDRANT POSTS AND ALL WOOD FRAMING SHALL BE CONSTRUCTED OF REDWOOD.
8. DRILLED HOLES THROUGH POSTS SHALL BE CHISELED OUT TO ACCOMMODATE RIDGES ON FITTINGS.
9. BUILD HYDRANT AS SHOWN OR AS ALTERED BY THE CONTRACTING OFFICER. SELF-CLOSING FAUCET HEIGHT ABOVE FINISH GRADE MUST BE 28" MINIMUM TO 36" MAXIMUM FOR UNIVERSAL ACCESS.

MATERIAL SCHEDULE

REF. NO.	HYDRANT TYPE	ITEM	DESCRIPTION
1	A & B	½" SELF-CLOSING FAUCET*	½" HAWS MODEL 6252EHLF WITH SELF-CLOSING LEVER HANDLE
2	B & C	½" HOSE BIBB WITH REMOVABLE KEY	½" ARROWHEAD MODEL 253BFPLK (ROUGH BRASS FINISH)
3	A, B & C	¾" STOP VALVE WITH REMOVABLE KEY	¾" MUELLER H-10284 STOP AND DRAIN VALVE WITH LOOSE KEY
4	A, B & C	DRAIN GRATE	8P2 1/2"x2" O.C. PRESS-LOCKED CLOSE MESH, ADA COMPLIANT, HOT DIPPED GALVANIZED STEEL, 23 3/4" SQUARE, & 1 1/2" DEPTH WITH WELDED LUGS
	C	VACUUM BREAKER	WATTS NO. 8A (WHEN HOSE END LOWER THAN FAUCET AT ALL TIMES)
	B & C	BACKFLOW PREVENTER	WATTS SERIES 7 (WHEN CONNECTED TO PRESSURE VESSEL OR TRAILER)
	A, B & C	WASHED ROCK SUMP	OPEN GRADED ¼" TO 1" RANGE

* SEE HYDRANT TYPES ABOVE

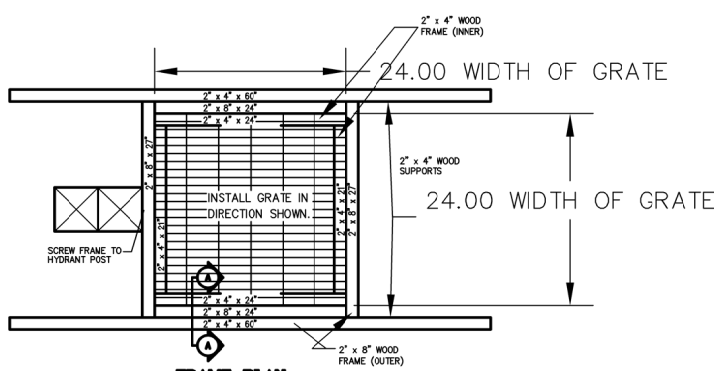

FRAME PLAN

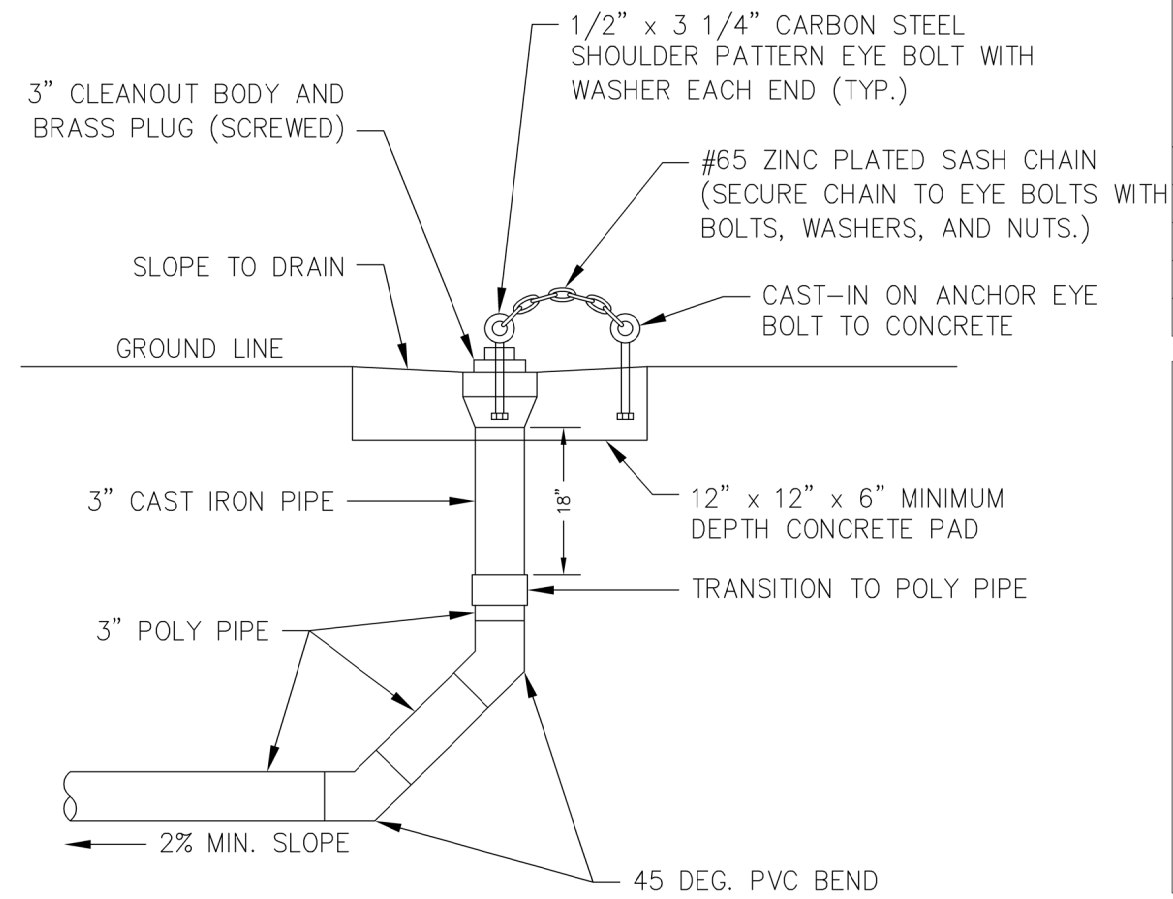

TRAILER SEWER SERVICE HOOKUP

USDA FOREST SERVICE

United States Department of Agriculture
Forest Service

R-4
INTERMOUNTAIN REGION

STAMPS, LOGOS, AND SEALS

NO.	REVISION / ISSUE	DATE
4		
3		
2		
1		

PROJECT NAME

UPPER BAKER SITE DEVELOPMENT

MANTI-LA SAL NATIONAL FOREST

MONTICELLO DISTRICT

DRAWING TITLE

HYDRANT PAD, SEWER HOOKUP DETAILS

DATE 03/28/2023	ARCHIVE NO.
DESIGNER M.WILLS	DRAWING SHEET NO. 02
DRAWN J. McCOURT	
CHECKED J. McCOURT	
PROJECT NO.	SHEET 2 OF 2

6/22/26 10:54 QUILLONMORTENSON C:\USERS\QUILLONMORTENSON\BOX\7100ENGINEERING\7100 ENGINEERING PROJECTS\PROPOSALS\FACILITY\UPPER BAKER SITE DEVELOPMENT\DWG\06_WATER DETAILS.DWG;