within
INTERIOR DESIGN

G70 BEQ Replacement CL

Marine Corps Base, Camp Lejeune, NC
Structural Interior Design Package
Sealed Final Submittal
May 2026

Table of Contents

1. Point of Contact List
2. SID Narrative
3. Meeting Minutes
4. Finish Plans & Schedules
5. Finish Boards

Point of Contact List

Base Architectural Supervisor
Cathy Martin
Architectural Design Branch
Public Works Division
G-F, Marine Corps Base, Camp Lejeune
(910) 451-0394
catherine.martin@usmc.mil

A&E Project Manager
John Schmeid
MBF Architects
317-C Pollock Street
New Bern, NC 28560
(252) 637-6373
schmeid@mbfarchitects.com

A&E Interior Designer
Jamie Kissel, NCIDQ
Within Interior Design
1008 Granby Street
Norfolk, VA 23510
(757) 224-0489
jkissel@withindesigns.com

SID Narrative

INTERIOR DESIGN CRITERIA
Interior Design work will comply with the latest edition of the following codes and standards:

FC 1-300-09N Navy & Marine Corps Design Requirements
UFC 1-200-01 DoD Building Code
UFC 3-120-01 Design: Sign Standards
UFC 3-120-10 Interior Design
UFC 3-190-06 Protective Coatings and Paints

INTERIOR BASIS OF DESIGN
This Basis of Design Narrative outlines the proposed Structural Interior Design requirements for Repairs to BEQ G703 at United States Marine Corps Base, Camp Lejeune. The interior finishes are the most exposed interior elements in a building and must be durable to withstand the daily traffic and demands of the environment. To meet these objectives, the SID package will use all the general requirements for interior finishes that have been applied in similar facilities recently constructed at MCB Camp Lejeune, as well as best practices recommended by manufacturers for areas requiring enhanced durability. Structural finishes in accordance with the following guidelines will provide longevity and timeless aesthetics without compromising the functional integrity of the facility.

Finishes will be selected because of their high durability and low maintenance requirements. Squad bays, common areas, and private offices will receive epoxy resinous flooring. Porcelain tile will cover the floors in the head/shower rooms. The laundry room and corridors on all floors will receive a standard resinous flooring.

Interior partitions will be painted CMU & drywall. Accent walls painted in geometric shapes will be used in the Squad Bays to break up the large open spaces and provide visual variety. Offices will recieve a solid accent wall while toilet rooms will recieve porcelain tile with a glazed ceramic tile accent band. All wall finishes will be cohesive to adjacent spaces and provide a fresh and upgraded look. Drywall and exposed ceilings will also have a painted finish.

Interior signage will be provided throughout the facility to form a well-organized, comprehensive interior environment that guides users and visitors through the building. Interior Signage will include identification, directional, and informational systems utilizing permanent and changeable signage.

Meeting Minutes

G703 BEQ Renovation CL
Marine Corps Base, Camp Lejeune, NC
Structural Interior Design Package

within
INTERIOR DESIGN

MEETING MINUTES

Project: Repair BEQ G703
Meeting: 50% Review Meeting
Date: December 2nd, 2025
Location: Microsoft Teams Meeting

PROJECT TEAM IN ATTENDANCE:

Architecture	MBF Architects	(252) 637-6373
Civil Engineer	Avolis Engineering	(252) 633-0068
Structural Engineer	Kaydos-Daniels Engineers	(919) 828-4966
Mechanical/Electrical/Plumbing	Crenshaw Consulting	(919) 871-1070
Fire Protection	Jensen Hughes	(757) 213-6856
Cost Estimating	Aiken Cost Consultants	(864) 232-9342
Geotechnical	ECS Southeast	(919) 861-9910
Interior Design	Within Interior Design	(757) 224-0489

Below are the items that were addressed at the 50% Review Meeting.

50% REVIEW COMMENTS

REVIEWER: DANNY MISHOE

Item #19 I-102 & I-601: Change finish in Telecom Rm 202 to same as 106: SC-1, RB-1, PNT-1, PNT-2(Exposed)

Response: Concur. Finishes will be updated.

Item #20 I-112: Update all I-XXX prints to show Telecom Rm 202

Response: Concur. Room numbers will be updated.

ACTION ITEMS

1. **95% Submittal due to government on 1/26/26.**

MEETING MINUTES

Project: Repair BEQ G703
Meeting: Prefinal Review Meeting
Date: April 7th, 2026
Location: 1005 Michael Road, Camp Lejeune, NC.

PROJECT TEAM IN ATTENDANCE:

Architecture	MBF Architects	(252) 637-6373
Civil Engineer	Avolis Engineering	(252) 633-0068
Structural Engineer	Kaydos-Daniels Engineers	(919) 828-4966
Mechanical/Electrical/Plumbing	Crenshaw Consulting	(919) 871-1070
Fire Protection	Jensen Hughes	(757) 213-6856
Cost Estimating	Aiken Cost Consultants	(864) 232-9342
Geotechnical	ECS Southeast	(919) 861-9910
Interior Design	Within Interior Design	(757) 224-0489

Below are the items that were addressed at the Prefinal Review Meeting.

GENERAL NOTES

- Counter vs. Wall Mounted Trough Sinks – sinks currently specified are stainless steel and tamper proof.
    - A separate shelf will be provided at each sink
- Laundry Sinks:
    - Users prefer floor mounted mop sinks in Janitor's Closet's.
- Laundry Rooms:
    - Folding Area – folding tables should be added next to mop hanging station and outside of door 120E.
        - Folding Counters will consist of a support wall, with space under the counter for mop bucket storage.

PREFINAL REVIEW COMMENTS

REVIEWER: TREVOR STREETER

ID #2103251 Sheet I-101: G702 and G703 Do the showers in both/all central baths have the first two needing tile on the floor? As opposed to a solid-surface pan? Are all the showers to be tiled on the shower floors?

Response: Concur. Finishes will be updated.

ID #2103256 Sheet I-111: G702 and G703 Fix double pasting of double doors leading to exterior stairwells.

Response: Concur. Extra door has been removed.

ID #2103260 Sheet I-201: G702 and G703 The heights of the accent paints shaped like half-doors have so many heights and thicknesses to them that vary by just a few inches, down to a single inch. Create a rhyme and reason for the shapes and sizes. For example, the difference between two shapes that meet, varies from 15", to 14", to 10" between their heights, creating a non-rhythmic look. The widths are also varied, 23" to 21" on some elevations, while others are called at 21" and 21", sharing the same proportions. If proportions are to be the same, if thickness are supposed to be nominal, if colors are supposed to be rhythmic, then create a more stringent design on the accent wall that reflects the 3 colors chosen as accents, with respect to proportions and scale. Walking through a doorway that has the same shape and same color painted on it, but showing a 2-3" shorter shape is going to be an eyesore. Consider 4 nominal sizes, small, medium, medium large, and large to reflect throughout the space. Use the same thicknesses for each shape defined, ensure that these do not vary and are rigid to the defined dimension.

Response: Concur. Extra door has been removed.

ID #2103261 Sheet I-601: G702 and G703 Should the mechanical room 104 be a RES flooring? I imagine being a mechanical room, it should be SC-1, double check this.

Response: Concur. This room has been updated to show the correct floor finish.

ID #2103266 Sheet I-601: G702 and G703 Entry for 121C is labeled as "room" but has seemingly no function or location on the plans, consider removing this row of boxes from the finish schedule.

Response: Concur. This room has been removed.

ID #2103268 Sheet I-601: G702 and G703 Is there a reason why half of the storage rooms have RES-1 as the flooring and the other half have SC-1? Shouldn't all of these have the same flooring so the subcontractor doesn't get his wires crossed when ordering/installing? Especially with all the rooms sharing the same function, just was wondering if there was a reason. The base moulding should also reflect the final choice in flooring for the storage rooms.

Response: Concur. Correction has been made. All Storage rooms will have concrete floors and rubber bases.

ID #2103270 Sheet I-601: G702 and G703 Storage room 115 shows having an accent wall painted, none of the other storage rooms show this to be the case. Unless for a specific reason, have the paint in this room be only PNT-1, just like the other storage rooms.

Response: Concur. Error has been corrected.

Action Items

1. Final Submittal due to the Government on 4/27/26.

Finish Plans & Schedules

G703 BEQ Renovation CL
Marine Corps Base, Camp Lejeune, NC
Structural Interior Design Package

within
INTERIOR DESIGN

FLOOR FINISH LEGEND

RES-1	T-1
SC-1	T-4

REVISIONS			
SYM.	DESCRIPTION	DATE	APP.



A1 1ST FLOOR FINISH PLAN

SCALE: 1/8" = 1'-0"

FINISH NOTES

A. FINISHES INDICATED ARE THE APPROVED BASIS OF DESIGN TO CONVEY COLOR, PATTERN, TEXTURE AND SALIENT CHARACTERISTICS ONLY. THE LISTING OF MANUFACTURER INFORMATION IS NOT INTENDED TO LIMIT THE SELECTION OF PRODUCTS PROVIDED BY OTHER MANUFACTURERS. PRODUCTS MEETING THESE CRITERIA WILL BE CONSIDERED AND MUST BE REVIEWED BY THE INTERIOR DESIGNER OF RECORD (IDOR) AND THE NAVFAC INTERIOR DESIGNER AND APPROVED BY THE CONTRACTING OFFICER.

B. FINISH ITEMS ARE NOT TO BE SUBSTITUTED DUE TO ORDERING LEAD TIMES. IT IS THE CONTRACTOR 'S RESPONSIBILITY TO ORDER ALL MATERIALS IN TIME TO AVOID DELAYS.

C. COORDINATE THERMOSTAT LOCATIONS WITH MECHANICAL DRAWINGS AND CONSTRUCTION MANAGER. INSTALL THERMOSTATS NEAR A CORNER OF THE ROOM OR BY LIGHT SWITCHES. DO NOT INSTALL THERMOSTATS IN THE CENTER OF A WALL.

FINISH NOTES

D. ALL INTERIOR FINISHES IN VERTICAL EXIT WAYS, EXIT LOBBIES, AND EXIT CORRIDORS MUST MEET MINIMUM CLASS A RATING.

E. ALL MATERIALS/PRODUCTS ARE TO BE INSTALLED PER MANUFACTURER'S INSTALLATION REQUIREMENTS

F. SPRAY PAINT ELECTRICAL PANELS, ACCESS PANELS, AND EXPANSION JOINTS TO MATCH THE ADJACENT WALL COLOR. PANELS PAINTED BY BRUSH ARE NOT ACCEPTABLE

G. ALL FLOORING TRANSITIONS MUST MEET ABA GUIDELINES. FLOORING TRANSITIONS OCCURRING UNDER DOORS MUST BE CENTERED UNDER DOOR.

H. INSTALL CORNER GUARDS (CG-1) ON ALL OUTSIDE CORNERS. INSTALL END WALL PROTECTORS AT OPEN ENDED WALLS. CORNER GUARDS AND END CAPS MUST BE FULL HEIGHT AND SHOULD NOT BE USED ON CMU WALLS, TILED WALLS, OR MANUFACTURED STONE WALLS.

FINISH NOTES

I. ROOMS IDENTIFIED TO RECEIVE TILE ON WALLS MUST INCLUDE METAL TRANSITIONS ON ALL OUTSIDE AND INSIDE CORNERS AS WELL AS THE INTERSECTION BETWEEN FLOOR AND WALL TILE WHERE APPLICABLE FOR A COMPLETE INSTALLATION.

J. ALL WALLS TO BE PAINTED (PNT-1) UNLESS OTHERWISE INDICATED. ALL HOLLOW METAL DOORS AND DOOR FRAMES TO BE PAINTED (PNT-3). ALL GWB & EXPOSED CEILINGS TO BE PAINTED (PNT-2).

K. ALL WINDOW SILLS TO BE SOLID SURFACE (SS-2).

L. ALL SHOWER FLOORS AND SHOWER WALLS TO BE SOLID SURFACE (SS-3).

M. ALL TOILET PARTITIONS TO BE HDPE FINISH (HDP-1).

N. ALL INTERIOR WOOD DOORS TO BE (WD-1).

O. ALL FLOOR TILE TO RECEIVE GROUT FINISH (GR-1). ALL WALL TILE TO RECEIVE GROUT FINISH (GR-2).

P. EXTERIOR WALLS MUST BE CLEANED AND REPAINTED TO MATCH EXISTING CONDITIONS.

Q. SEE I-601 FOR FINISH LEGEND.

GRAPHIC SCALE:

1/8" =1'-0" 0' 4' 8' 16'

COMMONWEALTH OF VIRGINIA
JANE D. KISSEL
CERTIFIED INTERIOR DESIGNER
5/29/26

NBC ARCHITECTS P.A.
CERTIFIED ARCHITECTURE COMPANY
CERT. NO. 50679
NEW BERN, NC

I-101

within
INTERIOR DESIGN
1008 GRANBY STREET
NORFOLK, VA 23510
757-314-0585

MBFA NO.:

DEPARTMENT OF THE NAVY NAVAL FACILITIES ENGINEERING SYSTEMS COMMAND

MARINE CORPS BASE

CAMP LEJEUNE, NORTH CAROLINA

REPAIR BEQ G703

FIRST FLOOR FINISH PLAN

DES.	JDK
DR.	APG
CHK.	JDK
SUBMITTED BY:	
DESIGN DIR.	CHRIS MAAS
APPROVED: PWO OR OICC	DATE
SATISFACTORY TO:	DATE

SIZE	CODE IDENT. NO.	NAVFAC DRAWING NO.
E1	80091	60043509
		CONSTR. CONTR. NO. N40085-25-B-0051
SCALE AS NOTED	SPEC. 05-25-0051	SHEET 72 OF 203

File Path: W:\2517 G703 BEQ Renovation CLR\revit\2506 G702 & G703 WID R23.rvt
Print Date: 5/26/2026 7:43:18 AM

REVISIONS			
SYM.	DESCRIPTION	DATE	APP.

FLOOR FINISH LEGEND

- RES-1
- T-1
- SC-1
- T-4

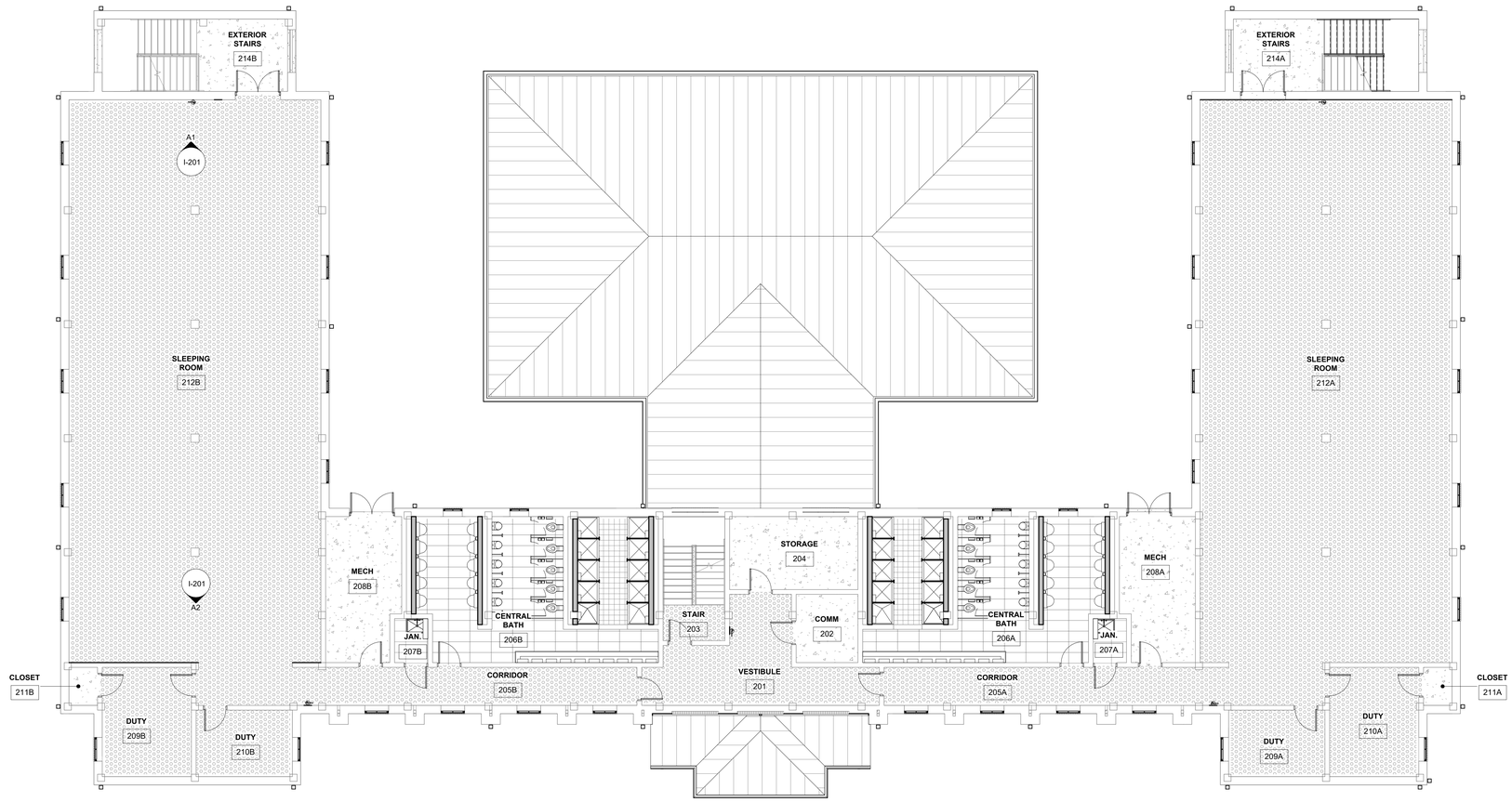

A1 2ND FLOOR FINISH PLAN

SCALE: 1/8" = 1'-0"

FINISH NOTES

A. FINISHES INDICATED ARE THE APPROVED BASIS OF DESIGN TO CONVEY COLOR, PATTERN, TEXTURE AND SALIENT CHARACTERISTICS ONLY. THE LISTING OF MANUFACTURER INFORMATION IS NOT INTENDED TO LIMIT THE SELECTION OF PRODUCTS PROVIDED BY OTHER MANUFACTURERS. PRODUCTS MEETING THESE CRITERIA WILL BE CONSIDERED AND MUST BE REVIEWED BY THE INTERIOR DESIGNER OF RECORD (IDOR) AND THE NAVFAC INTERIOR DESIGNER AND APPROVED BY THE CONTRACTING OFFICER.

B. FINISH ITEMS ARE NOT TO BE SUBSTITUTED DUE TO ORDERING LEAD TIMES. IT IS THE CONTRACTOR'S RESPONSIBILITY TO ORDER ALL MATERIALS IN TIME TO AVOID DELAYS.

C. COORDINATE THERMOSTAT LOCATIONS WITH MECHANICAL DRAWINGS AND CONSTRUCTION MANAGER. INSTALL THERMOSTATS NEAR A CORNER OF THE ROOM OR BY LIGHT SWITCHES. DO NOT INSTALL THERMOSTATS IN THE CENTER OF A WALL.

FINISH NOTES

D. ALL INTERIOR FINISHES IN VERTICAL EXIT WAYS, EXIT LOBBIES, AND EXIT CORRIDORS MUST MEET MINIMUM CLASS A RATING.

E. ALL MATERIALS/PRODUCTS ARE TO BE INSTALLED PER MANUFACTURER'S INSTALLATION REQUIREMENTS

F. SPRAY PAINT ELECTRICAL PANELS, ACCESS PANELS, AND EXPANSION JOINTS TO MATCH THE ADJACENT WALL COLOR. PANELS PAINTED BY BRUSH ARE NOT ACCEPTABLE

G. ALL FLOORING TRANSITIONS MUST MEET ABA GUIDELINES. FLOORING TRANSITIONS OCCURRING UNDER DOORS MUST BE CENTERED UNDER DOOR.

H. INSTALL CORNER GUARDS (CG-1) ON ALL OUTSIDE CORNERS. INSTALL END WALL PROTECTORS AT OPEN ENDED WALLS. CORNER GUARDS AND END CAPS MUST BE FULL HEIGHT AND SHOULD NOT BE USED ON CMU WALLS, TILED WALLS, OR MANUFACTURED STONE WALLS.

FINISH NOTES

I. ROOMS IDENTIFIED TO RECEIVE TILE ON WALLS MUST INCLUDE METAL TRANSITIONS ON ALL OUTSIDE AND INSIDE CORNERS AS WELL AS THE INTERSECTION BETWEEN FLOOR AND WALL TILE WHERE APPLICABLE FOR A COMPLETE INSTALLATION.

J. ALL WALLS TO BE PAINTED (PNT-1) UNLESS OTHERWISE INDICATED. ALL HOLLOW METAL DOORS AND DOOR FRAMES TO BE PAINTED (PNT-3). ALL GWB & EXPOSED CEILINGS TO BE PAINTED (PNT-2).

K. ALL WINDOW SILLS TO BE SOLID SURFACE (SS-2).

L. ALL SHOWER FLOORS AND SHOWER WALLS TO BE SOLID SURFACE (SS-3).

M. ALL TOILET PARTITIONS TO BE HDPE FINISH (HDP-1).

N. ALL INTERIOR WOOD DOORS TO BE (WD-1).

O. ALL FLOOR TILE TO RECEIVE GROUT FINISH (GR-1). ALL WALL TILE TO RECEIVE GROUT FINISH (GR-2).

P. EXTERIOR WALLS MUST BE CLEANED AND REPAINTED TO MATCH EXISTING CONDITIONS.

Q. SEE I-601 FOR FINISH LEGEND.

GRAPHIC SCALE:

1/8" =1'-0" 0' 4' 8' 16'

COMMONWEALTH OF VIRGINIA
CERTIFIED INTERIOR DESIGNER
CDK
CHRIS D. KOBEL
5/29/26

MSF ARCHITECTS, P.A.
CERTIFIED ARCHITECTURE FIRM
CERT. NO. 50679
NEW BERN NC
NORTH CAROLINA

within
INTERIOR DESIGN
1008 GRANBY STREET
NORFOLK, VA 23510
757-314-0484

MBFA NO:

DEPARTMENT OF THE NAVY NAVAL FACILITIES ENGINEERING SYSTEMS COMMAND

MARINE CORPS BASE

CAMP LEJEUNE, NORTH CAROLINA

REPAIR BEQ G703

SECOND FLOOR FINISH PLAN

DES.	JDK
DR.	APG
CHK.	JDK
SUBMITTED BY:	
DESIGN DIR.	CHRIS MAAS
APPROVED: PWO OR OICC	DATE
SATISFACTORY TO:	DATE

SIZE	CODE IDENT. NO.	NAVFAC DRAWING NO.
E1	80091	60043510
		CONSTR. CONTR. NO. N40085-25-B-0051
SCALE AS NOTED	SPEC. 05-25-0051	SHEET 73 OF 203

I-102

File Path: W:\2517 G703 BEQ Renovation CL\Rewit\2506 G702 & G703 WID R23.rvt
Print Date: 5/26/2026 7:43:20 AM

REVISIONS			
SYM.	DESCRIPTION	DATE	APP.

FLOOR FINISH LEGEND

RES-1	T-1
SC-1	T-4

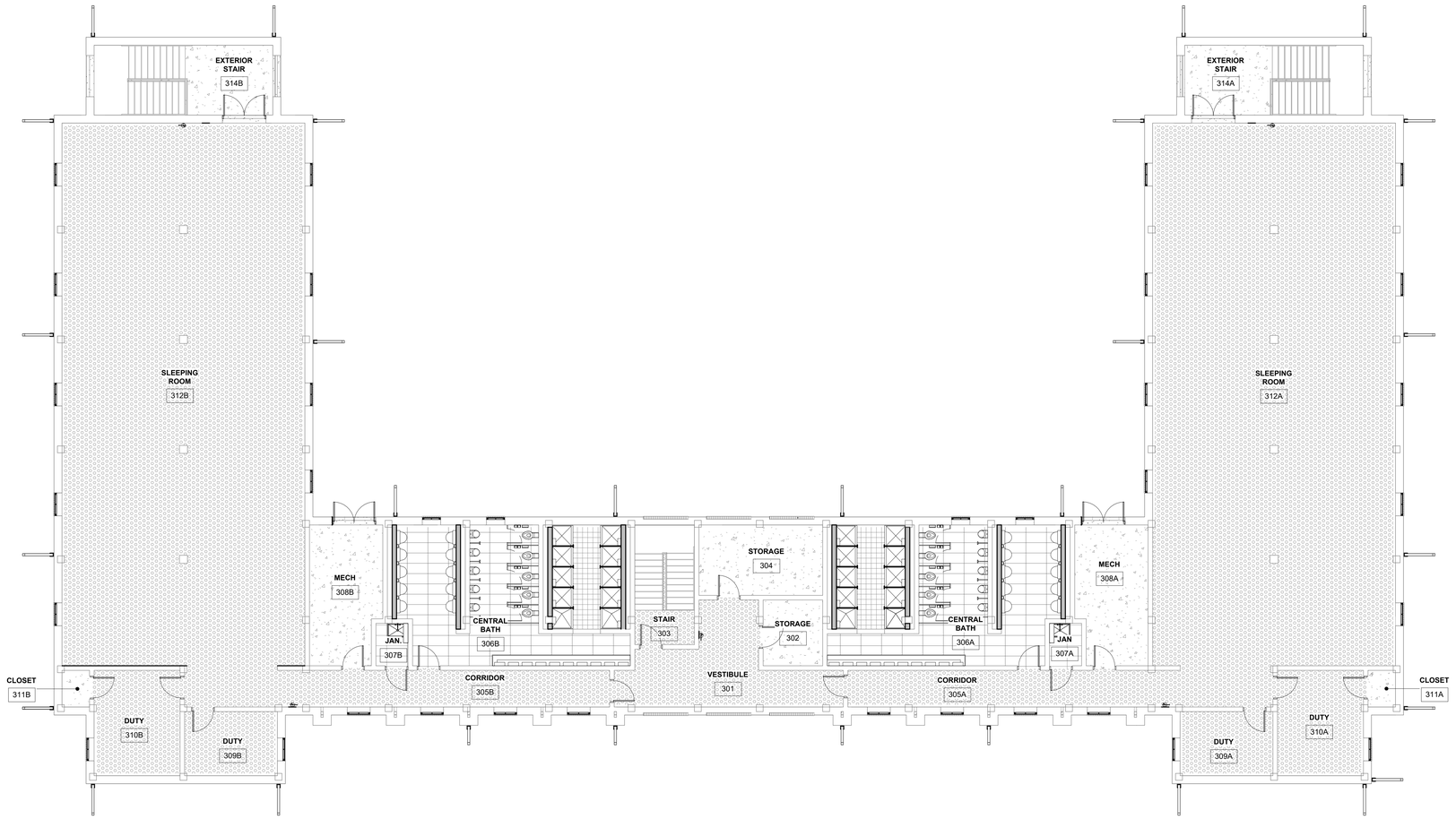

A1 3RD FLOOR FINISH PLAN

SCALE: 1/8" = 1'-0"

FINISH NOTES

A. FINISHES INDICATED ARE THE APPROVED BASIS OF DESIGN TO CONVEY COLOR, PATTERN, TEXTURE AND SALIENT CHARACTERISTICS ONLY. THE LISTING OF MANUFACTURER INFORMATION IS NOT INTENDED TO LIMIT THE SELECTION OF PRODUCTS PROVIDED BY OTHER MANUFACTURERS. PRODUCTS MEETING THESE CRITERIA WILL BE CONSIDERED AND MUST BE REVIEWED BY THE INTERIOR DESIGNER OF RECORD (IDOR) AND THE NAVFAC INTERIOR DESIGNER AND APPROVED BY THE CONTRACTING OFFICER.

B. FINISH ITEMS ARE NOT TO BE SUBSTITUTED DUE TO ORDERING LEAD TIMES. IT IS THE CONTRACTOR'S RESPONSIBILITY TO ORDER ALL MATERIALS IN TIME TO AVOID DELAYS.

C. COORDINATE THERMOSTAT LOCATIONS WITH MECHANICAL DRAWINGS AND CONSTRUCTION MANAGER. INSTALL THERMOSTATS NEAR A CORNER OF THE ROOM OR BY LIGHT SWITCHES. DO NOT INSTALL THERMOSTATS IN THE CENTER OF A WALL.

FINISH NOTES

D. ALL INTERIOR FINISHES IN VERTICAL EXIT WAYS, EXIT LOBBIES, AND EXIT CORRIDORS MUST MEET MINIMUM CLASS A RATING.

E. ALL MATERIALS/PRODUCTS ARE TO BE INSTALLED PER MANUFACTURER'S INSTALLATION REQUIREMENTS

F. SPRAY PAINT ELECTRICAL PANELS, ACCESS PANELS, AND EXPANSION JOINTS TO MATCH THE ADJACENT WALL COLOR. PANELS PAINTED BY BRUSH ARE NOT ACCEPTABLE

G. ALL FLOORING TRANSITIONS MUST MEET ABA GUIDELINES. FLOORING TRANSITIONS OCCURRING UNDER DOORS MUST BE CENTERED UNDER DOOR.

H. INSTALL CORNER GUARDS (CG-1) ON ALL OUTSIDE CORNERS. INSTALL END WALL PROTECTORS AT OPEN ENDED WALLS. CORNER GUARDS AND END CAPS MUST BE FULL HEIGHT AND SHOULD NOT BE USED ON CMU WALLS, TILED WALLS, OR MANUFACTURED STONE WALLS.

FINISH NOTES

I. ROOMS IDENTIFIED TO RECEIVE TILE ON WALLS MUST INCLUDE METAL TRANSITIONS ON ALL OUTSIDE AND INSIDE CORNERS AS WELL AS THE INTERSECTION BETWEEN FLOOR AND WALL TILE WHERE APPLICABLE FOR A COMPLETE INSTALLATION.

J. ALL WALLS TO BE PAINTED (PNT-1) UNLESS OTHERWISE INDICATED. ALL HOLLOW METAL DOORS AND DOOR FRAMES TO BE PAINTED (PNT-3). ALL GWB & EXPOSED CEILINGS TO BE PAINTED (PNT-2).

K. ALL WINDOW SILLS TO BE SOLID SURFACE (SS-2).

L. ALL SHOWER FLOORS AND SHOWER WALLS TO BE SOLID SURFACE (SS-3).

M. ALL TOILET PARTITIONS TO BE HDPE FINISH (HDP-1).

N. ALL INTERIOR WOOD DOORS TO BE (WD-1).

O. ALL FLOOR TILE TO RECEIVE GROUT FINISH (GR-1). ALL WALL TILE TO RECEIVE GROUT FINISH (GR-2).

P. EXTERIOR WALLS MUST BE CLEANED AND REPAINTED TO MATCH EXISTING CONDITIONS.

Q. SEE I-601 FOR FINISH LEGEND.

GRAPHIC SCALE:

1/8" =1'-0" 0' 4' 8' 16'

COMMONWEALTH OF VIRGINIA
CPK
CHRIS P. KNIGHT
5/29/20
CERTIFIED INTERIOR DESIGNER

MSF ARCHITECTS, P.A.
CERT. NO. 50679
NEW BERN NC

MBFA NO:

within
INTERIOR DESIGN
1008 GRANBY STREET
NORFOLK, VA 23510
757-314-0484

DES. JDK
DR. APG
CHK. JDK
SUBMITTED BY:
DESIGN DIR. CHRIS MAAS
APPROVED: PWO OR OICC DATE
SATISFACTORY TO: DATE

I-103

DEPARTMENT OF THE NAVY NAVAL FACILITIES ENGINEERING SYSTEMS COMMAND

MARINE CORPS BASE

CAMP LEJEUNE, NORTH CAROLINA

REPAIR BEQ G703

THIRD FLOOR FINISH PLAN

SIZE	CODE IDENT. NO.	NAVFAC DRAWING NO.
E1	80091	60043511
		CONSTR. CONTR. NO. N40085-25-B-0051
SCALE AS NOTED	SPEC. 05-25-0051	SHEET 74 OF 203

File Path: W:\2517 G703 BEQ Renovation CL\Rewit\2506 G702 & G703 WID R23.rvt
Print Date: 5/26/2026 7:43:22 AM

REVISIONS			
SYM.	DESCRIPTION	DATE	APP.

SIGNAGE SCHEDULE

TYPE	DESCRIPTION	QTY
S1	ROOM IDENTIFICATION SIGN	16
S2	PERMANENT ROOM IDENTIFICATION SIGN	30
S2E	EXTERIOR ROOM IDENTIFICATION SIGN	5
S3	STAIRWAY LEVEL INDICATOR	9
S4M	MENS RESTROOM IDENTIFICATION SIGN	7
S4W	WOMENS RESTROOM & SHOWER IDENTIFICATION SIGN	1
S6	STAIR IDENTIFICATION SIGN	5
S7	LARGE DIRECTIONAL SIGN	6



A1 1ST FLOOR SIGNAGE PLAN

SCALE: 1/8" = 1'-0"

SIGNAGE NOTES

A. ALL SIGNAGE TO COMPLY WITH UFC 3 120 01.
B. ALL SIGN TYPES, TEXT WORDING, AND ROOM NUMBERS TO BE VERIFIED WITH END USER AND REVIEWED BY NAVFAC INTERIOR DESIGNER PRIOR TO FABRICATION.
C. ALL GRADE 2 BRAILLE TO BE TACTILE RAISED 0.8 MM FROM THE SURFACE WITH ROUNDED DOTS.
D. SIGNS MUST USE HIGH CONTRAST, NON-GLARE FINISHES. CHARACTERS MUST BE UPPER CASE AND USE SANS SERIF FONTS.
E. SIGNS MUST INCLUDE CLEAR VISUAL ELEMENTS FOR INDIVIDUALS WITH LOW VISION, BLINDNESS AND COGNITIVE DISABILITIES.
F. REFER TO SHEET I-501 FOR SIGNAGE DETAILS.
G. SEE ELEVATION A3 & B3 ON SHEET I-501 FOR MOUNTING HEIGHT OF ACRYLIC SIGNAGE.
H. REFER TO SHEET I-602 FINISH LEGEND FOR SIGNAGE FINISHES.
I. MOUNTING OF SIGNAGE SYSTEM MUST INCLUDE SURFACE MOUNTING WITH SCREW-ON APPLICATION FOR INTERIOR WALLS.
J. SIGNS THAT MOUNT TO GLASS MUST INCLUDE AN EQUALLY SIZED BLANK SIGN PANEL ALIGNED TO OPPOSITE SIDE OF THE GLASS.

GRAPHIC SCALE:

1/8" =1'-0" 0' 4' 8' 16'

COMMONWEALTH OF VIRGINIA
JADE D. KISSEL
5/29/26
CERTIFIED INTERIOR DESIGNER

within INTERIOR DESIGN
1008 GRANBY STREET
NORFOLK, VA 23510
757.394.0489

MBF ARCHITECTS P.A.
CERT. NO. 50679
NEW BERN N.C.

I-111

DEPARTMENT OF THE NAVY NAVAL FACILITIES ENGINEERING SYSTEMS COMMAND

MARINE CORPS BASE

CAMP LEJEUNE, NORTH CAROLINA

MBF A NO.:

DES. JDK
DR. APG
CHK. JDK
SUBMITTED BY:
DESIGN DIR. CHRIS MAAS
APPROVED: PWO OR OICC DATE
SATISFACTORY TO: DATE

REPAIR BEQ G703

FIRST FLOOR SIGNAGE PLAN

SIZE	CODE IDENT. NO.	NAVFAC DRAWING NO.
E1	80091	60043512
		CONSTR. CONTR. NO. N40085-25-B-0051

SCALE AS NOTED SPEC. 05-25-0051 SHEET 75 OF 203

File Path: W:\2517 G703 BEQ Renovation CLI\Revit\2506 G702 & G703 WID R23.rvt
Print Date: 5/26/2026 7:43:24 AM

REVISIONS			
SYM.	DESCRIPTION	DATE	APP.

SIGNAGE SCHEDULE

TYPE	DESCRIPTION	QTY
S1	ROOM IDENTIFICATION SIGN	16
S2	PERMANENT ROOM IDENTIFICATION SIGN	30
S2E	EXTERIOR ROOM IDENTIFICATION SIGN	5
S3	STAIRWAY LEVEL INDICATOR	9
S4M	MENS RESTROOM IDENTIFICATION SIGN	7
S4W	WOMENS RESTROOM & SHOWER IDENTIFICATION SIGN	1
S6	STAIR IDENTIFICATION SIGN	5
S7	LARGE DIRECTIONAL SIGN	6

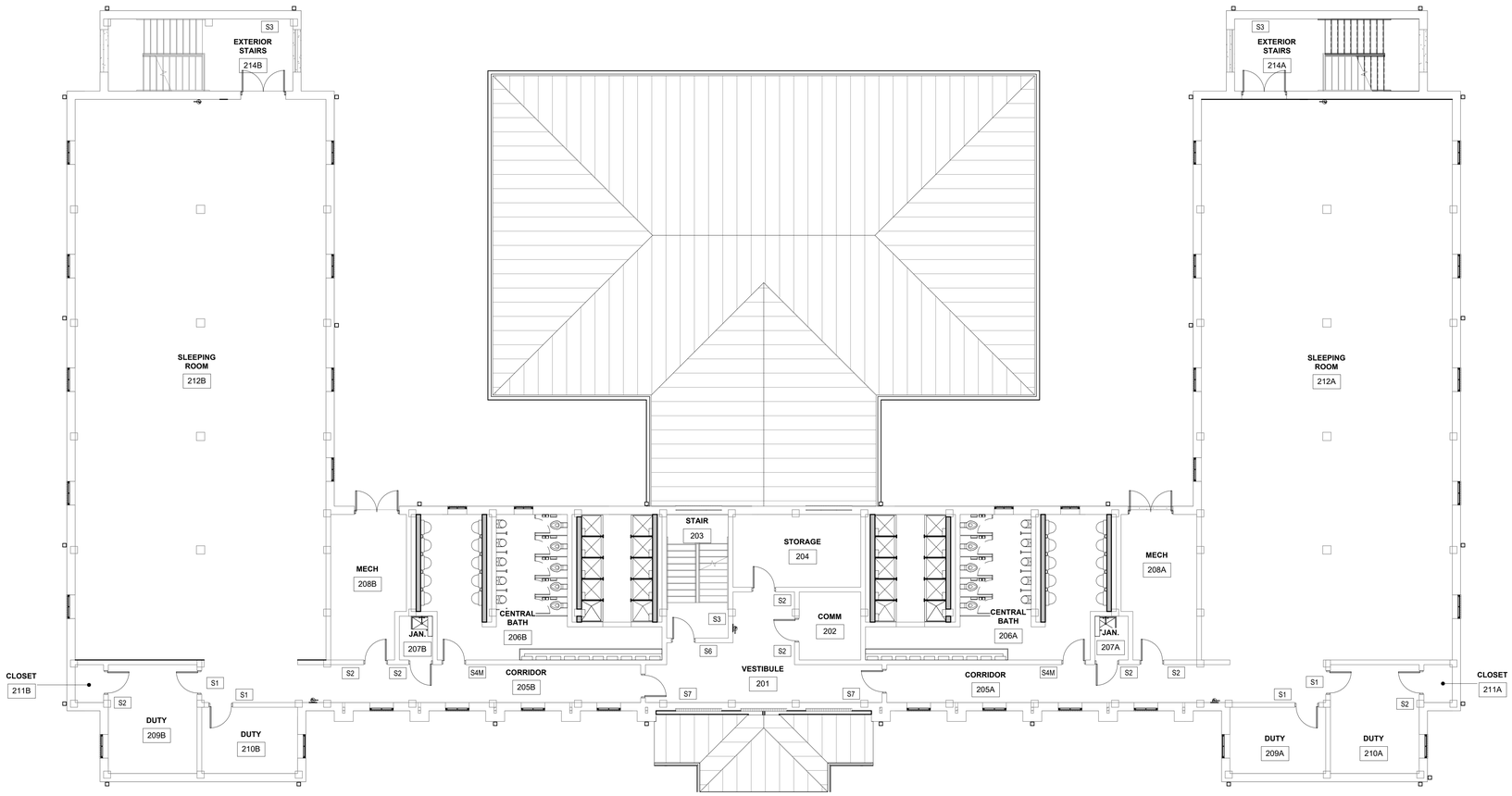

A1 2ND FLOOR SIGNAGE PLAN

SCALE: 1/8" = 1'-0"

SIGNAGE NOTES

A. ALL SIGNAGE TO COMPLY WITH UFC 3 120 01.
B. ALL SIGN TYPES, TEXT WORDING, AND ROOM NUMBERS TO BE VERIFIED WITH END USER AND REVIEWED BY NAVFAC INTERIOR DESIGNER PRIOR TO FABRICATION.
C. ALL GRADE 2 BRAILLE TO BE TACTILE RAISED 0.8 MM FROM THE SURFACE WITH ROUNDED DOTS.
D. SIGNS MUST USE HIGH CONTRAST, NON-GLARE FINISHES. CHARACTERS MUST BE UPPER CASE AND USE SANS SERIF FONTS.
E. SIGNS MUST INCLUDE CLEAR VISUAL ELEMENTS FOR INDIVIDUALS WITH LOW VISION, BLINDNESS AND COGNITIVE DISABILITIES.
F. REFER TO SHEET I-501 FOR SIGNAGE DETAILS.
G. SEE ELEVATION A3 & B3 ON SHEET I-501 FOR MOUNTING HEIGHT OF ACRYLIC SIGNAGE.
H. REFER TO SHEET I-602 FINISH LEGEND FOR SIGNAGE FINISHES.
I. MOUNTING OF SIGNAGE SYSTEM MUST INCLUDE SURFACE MOUNTING WITH SCREW-ON APPLICATION FOR INTERIOR WALLS.
J. SIGNS THAT MOUNT TO GLASS MUST INCLUDE AN EQUALLY SIZED BLANK SIGN PANEL ALIGNED TO OPPOSITE SIDE OF THE GLASS.

GRAPHIC SCALE:

1/8" =1'-0" 0' 4' 8' 16'

COMMONWEALTH OF VIRGINIA
JOHN D. KOSEL
LICENSED INTERIOR DESIGNER
5/29/20

within INTERIOR DESIGN
1008 GRANBY STREET
NORFOLK, VA 23510
757.624.0484

MSF ARCHITECTS, P.A.
CERT. NO. 50679
NEW BERN NC

MBFA NO:

DES. JDK
DR. APG
CHK. JDK
SUBMITTED BY:
DESIGN DIR. CHRIS MAAS
APPROVED: PWO OR OICC DATE
SATISFACTORY TO: DATE

I-112

DEPARTMENT OF THE NAVY NAVAL FACILITIES ENGINEERING SYSTEMS COMMAND

MARINE CORPS BASE

CAMP LEJEUNE, NORTH CAROLINA

REPAIR BEQ G703

SECOND FLOOR SIGNAGE PLAN

SIZE	CODE IDENT. NO.	NAVFAC DRAWING NO.
E1	80091	60043513
		CONSTR. CONTR. NO. N40085-25-B-0051
SCALE AS NOTED	SPEC. 05-25-0051	SHEET 76 OF 203

File Path: W:\2517 G703 BEQ Renovation CL\Rewit\2506 G702 & G703 WID R23.rvt
Print Date: 5/26/2026 7:43:25 AM

REVISIONS			
SYM.	DESCRIPTION	DATE	APP.

SIGNAGE SCHEDULE

TYPE	DESCRIPTION	QTY
S1	ROOM IDENTIFICATION SIGN	16
S2	PERMANENT ROOM IDENTIFICATION SIGN	30
S2E	EXTERIOR ROOM IDENTIFICATION SIGN	5
S3	STAIRWAY LEVEL INDICATOR	9
S4M	MENS RESTROOM IDENTIFICATION SIGN	7
S4W	WOMENS RESTROOM & SHOWER IDENTIFICATION SIGN	1
S6	STAIR IDENTIFICATION SIGN	5
S7	LARGE DIRECTIONAL SIGN	6

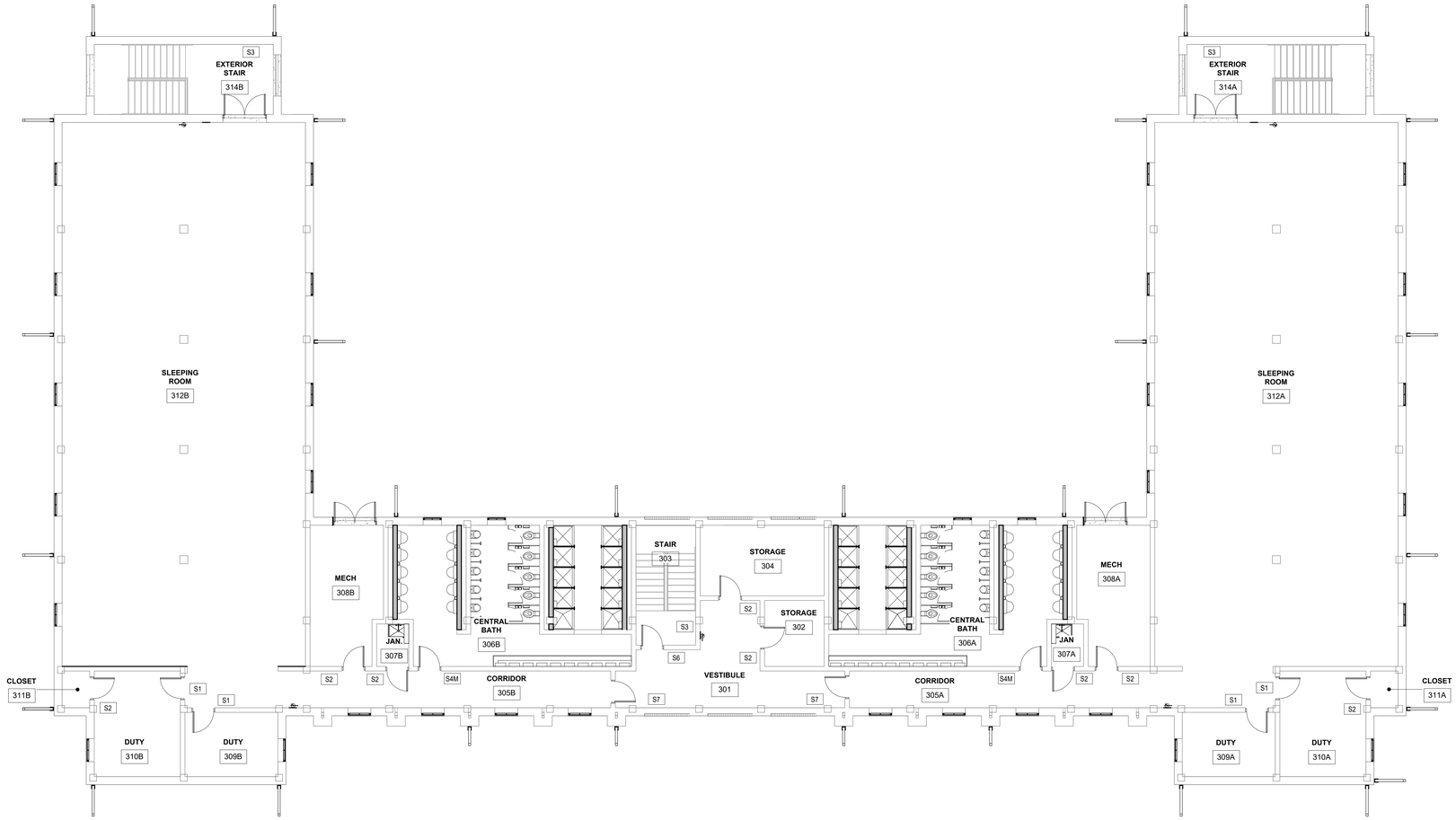

A1 3RD FLOOR SIGNAGE PLAN

SCALE: 1/8" = 1'-0"

SIGNAGE NOTES

A. ALL SIGNAGE TO COMPLY WITH UFC 3 120 01.
B. ALL SIGN TYPES, TEXT WORDING, AND ROOM NUMBERS TO BE VERIFIED WITH END USER AND REVIEWED BY NAVFAC INTERIOR DESIGNER PRIOR TO FABRICATION.
C. ALL GRADE 2 BRAILLE TO BE TACTILE RAISED 0.8 MM FROM THE SURFACE WITH ROUNDED DOTS.
D. SIGNS MUST USE HIGH CONTRAST, NON-GLARE FINISHES. CHARACTERS MUST BE UPPER CASE AND USE SANS SERIF FONTS.
E. SIGNS MUST INCLUDE CLEAR VISUAL ELEMENTS FOR INDIVIDUALS WITH LOW VISION, BLINDNESS AND COGNITIVE DISABILITIES.
F. REFER TO SHEET I-501 FOR SIGNAGE DETAILS.
G. SEE ELEVATION A3 & B3 ON SHEET I-501 FOR MOUNTING HEIGHT OF ACRYLIC SIGNAGE.
H. REFER TO SHEET I-602 FINISH LEGEND FOR SIGNAGE FINISHES.
I. MOUNTING OF SIGNAGE SYSTEM MUST INCLUDE SURFACE MOUNTING WITH SCREW-ON APPLICATION FOR INTERIOR WALLS.
J. SIGNS THAT MOUNT TO GLASS MUST INCLUDE AN EQUALLY SIZED BLANK SIGN PANEL ALIGNED TO OPPOSITE SIDE OF THE GLASS.

GRAPHIC SCALE:

1/8" =1'-0" 0' 4' 8' 16'

COMMONWEALTH OF VIRGINIA
JOHN D. KOSEL
LICENSED INTERIOR DESIGNER
5/29/20

within INTERIOR DESIGN
1008 GRANBY STREET
NORFOLK, VA 23510
757.624.0480

MSF ARCHITECTS, P.A.
CERT. NO. 50679
NEW BERN NC

I-113

DEPARTMENT OF THE NAVY NAVAL FACILITIES ENGINEERING SYSTEMS COMMAND

MARINE CORPS BASE

CAMP LEJEUNE, NORTH CAROLINA

REPAIR BEQ G703

THIRD FLOOR SIGNAGE PLAN

MBFA NO:
DES. JDK
DR. APG
CHK. JDK
SUBMITTED BY:
DESIGN DIR. CHRIS MAAS
APPROVED: PWO OR OICC DATE
SATISFACTORY TO: DATE

SIZE E1 | CODE IDENT. NO. 80091 | NAVFAC DRAWING NO. 60043514
CONSTR. CONTR. NO. N40085-25-B-0051
SCALE AS NOTED | SPEC. 05-25-0051 | SHEET 77 OF 203

File Path: W:\2517 G703 BEQ Renovation CL\Rewit\2506 G702 & G703 WID R23.rvt
Print Date: 5/26/2026 7:43:26 AM

REVISIONS			
SYM.	DESCRIPTION	DATE	APP.

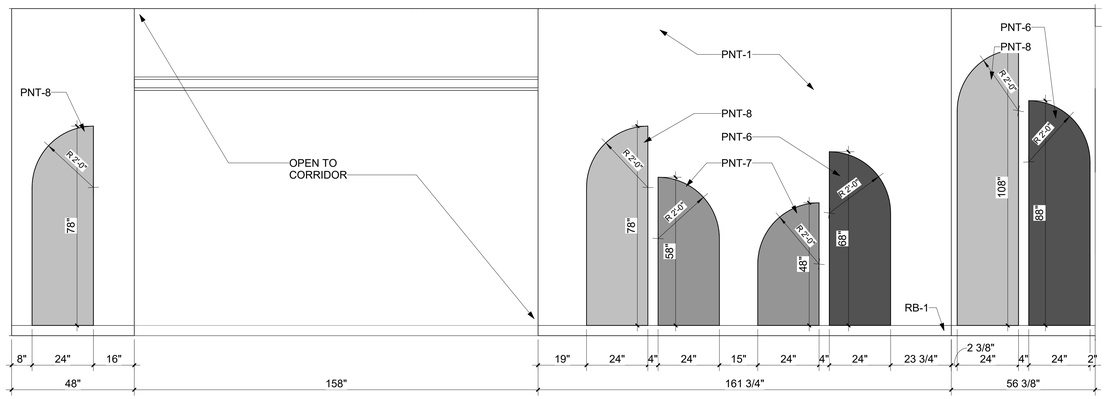

C1 SLEEPING BAY 127B PLAN SOUTH ACCENT WALL

SCALE: 1/2" = 1'-0"

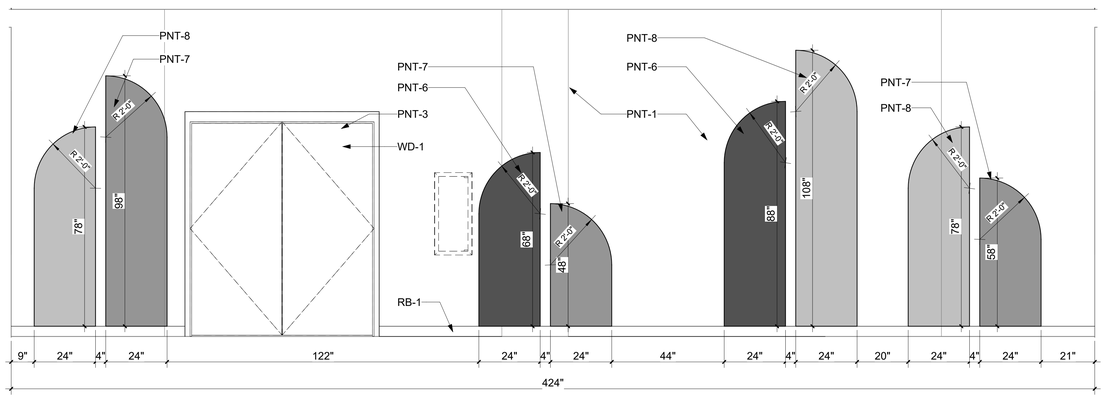

B1 TYP. SLEEPING BAY PLAN NORTH ACCENT WALL

SCALE: 1/2" = 1'-0"

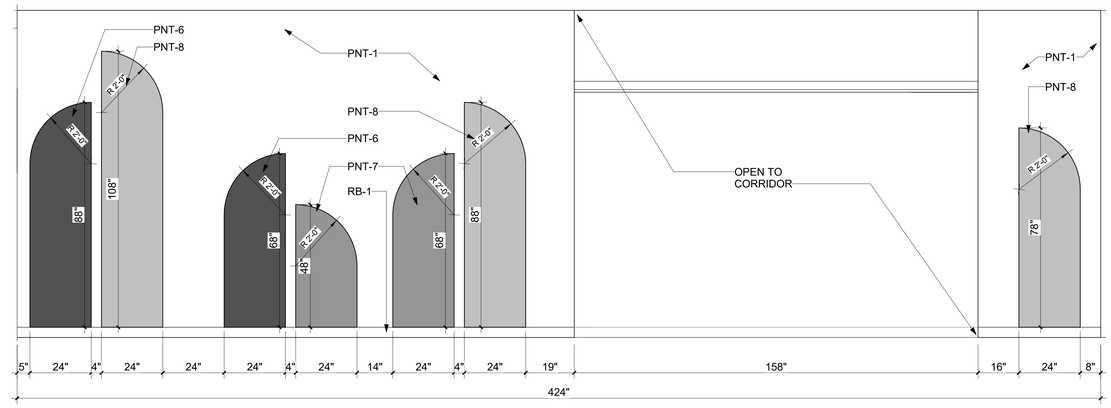

B2 TYP. SLEEPING BAY PLAN SOUTH ACCENT WALL

SCALE: 1/2" = 1'-0"

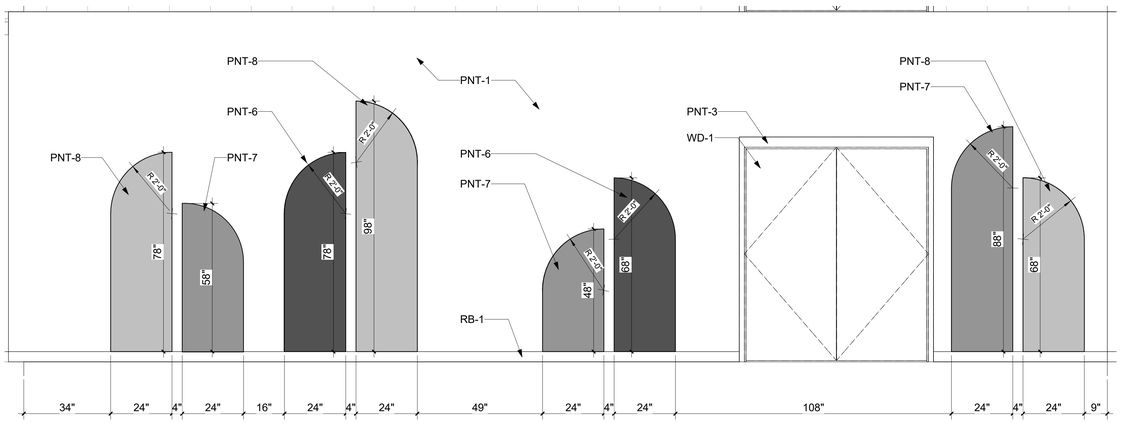

A1 TYP. SLEEPING BAY PLAN NORTH ACCENT WALL

SCALE: 1/2" = 1'-0"

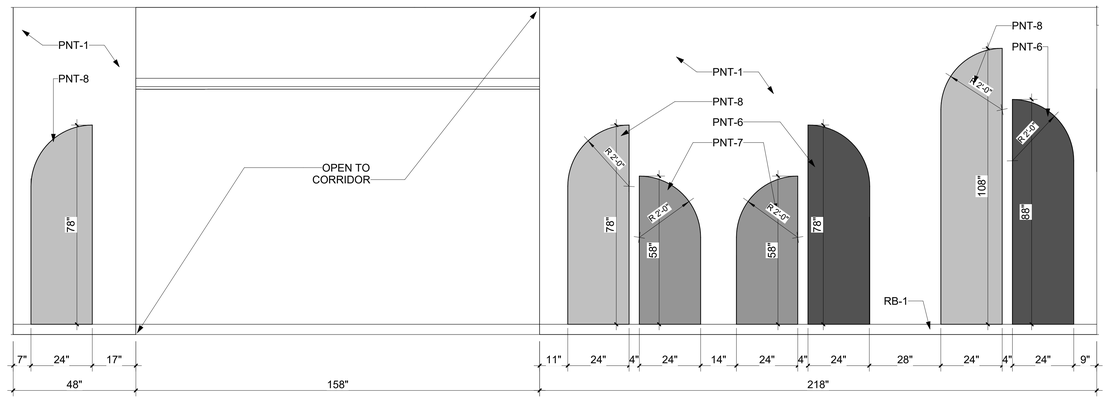

A2 TYP. SLEEPING BAY PLAN SOUTH ACCENT WALL

SCALE: 1/2" = 1'-0"

FINISH NOTES

A. FINISHES INDICATED ARE THE APPROVED BASIS OF DESIGN TO CONVEY COLOR, PATTERN, TEXTURE AND SALIENT CHARACTERISTICS ONLY. THE LISTING OF MANUFACTURER INFORMATION IS NOT INTENDED TO LIMIT THE SELECTION OF PRODUCTS PROVIDED BY OTHER MANUFACTURERS. PRODUCTS MEETING THESE CRITERIA WILL BE CONSIDERED AND MUST BE REVIEWED BY THE INTERIOR DESIGNER OF RECORD (IDOR) AND THE NAVFAC INTERIOR DESIGNER AND APPROVED BY THE CONTRACTING OFFICER.

B. FINISH ITEMS ARE NOT TO BE SUBSTITUTED DUE TO ORDERING LEAD TIMES. IT IS THE CONTRACTOR'S RESPONSIBILITY TO ORDER ALL MATERIALS IN TIME TO AVOID DELAYS.

C. COORDINATE THERMOSTAT LOCATIONS WITH MECHANICAL DRAWINGS AND CONSTRUCTION MANAGER. INSTALL THERMOSTATS NEAR A CORNER OF THE ROOM OR BY LIGHT SWITCHES. DO NOT INSTALL THERMOSTATS IN THE CENTER OF A WALL.

FINISH NOTES

D. ALL INTERIOR FINISHES IN VERTICAL EXIT WAYS, EXIT LOBBIES, AND EXIT CORRIDORS MUST MEET MINIMUM CLASS A RATING.

E. ALL MATERIALS/PRODUCTS ARE TO BE INSTALLED PER MANUFACTURER'S INSTALLATION REQUIREMENTS

F. SPRAY PAINT ELECTRICAL PANELS, ACCESS PANELS, AND EXPANSION JOINTS TO MATCH THE ADJACENT WALL COLOR. PANELS PAINTED BY BRUSH ARE NOT ACCEPTABLE

G. ALL FLOORING TRANSITIONS MUST MEET ABA GUIDELINES. FLOORING TRANSITIONS OCCURRING UNDER DOORS MUST BE CENTERED UNDER DOOR.

H. INSTALL CORNER GUARDS (CG-1) ON ALL OUTSIDE CORNERS. INSTALL END WALL PROTECTORS AT OPEN ENDED WALLS. CORNER GUARDS AND END CAPS MUST BE FULL HEIGHT AND SHOULD NOT BE USED ON CMU WALLS, TILED WALLS, OR MANUFACTURED STONE WALLS.

FINISH NOTES

I. ROOMS IDENTIFIED TO RECEIVE TILE ON WALLS MUST INCLUDE METAL TRANSITIONS ON ALL OUTSIDE AND INSIDE CORNERS AS WELL AS THE INTERSECTION BETWEEN FLOOR AND WALL TILE WHERE APPLICABLE FOR A COMPLETE INSTALLATION.

J. ALL WALLS TO BE PAINTED (PNT-1) UNLESS OTHERWISE INDICATED. ALL HOLLOW METAL DOORS AND DOOR FRAMES TO BE PAINTED (PNT-3). ALL GWB & EXPOSED CEILINGS TO BE PAINTED (PNT-2).

K. ALL WINDOW SILLS TO BE SOLID SURFACE (SS-2).

L. ALL SHOWER FLOORS AND SHOWER WALLS TO BE SOLID SURFACE (SS-3).

M. ALL TOILET PARTITIONS TO BE HDPE FINISH (HDP-1).

N. ALL INTERIOR WOOD DOORS TO BE (WD-1).

O. ALL FLOOR TILE TO RECEIVE GROUT FINISH (GR-1). ALL WALL TILE TO RECEIVE GROUT FINISH (GR-2).

P. EXTERIOR WALLS MUST BE CLEANED AND REPAINTED TO MATCH EXISTING CONDITIONS.

Q. SEE I-601 FOR FINISH LEGEND.

GRAPHIC SCALE:

1/2" =1'-0" 0' 1' 2' 4'

COMMONWEALTH OF VIRGINIA
JOSE D. KOSEL
5/29/26
CERTIFIED INTERIOR DESIGNER

within
INTERIOR DESIGN
1008 GRANBY STREET
NORFOLK, VA 23510
757-394-0485

MBFA NO:

MBF ARCHITECTS, P.A.
CERT. NO. 50679
NEW BERN N.C.

DES. JDK
DR. APG
CHK. JDK
SUBMITTED BY:
DESIGN DIR. CHRIS MAAS
APPROVED: PWO OR OICC DATE
SATISFACTORY TO: DATE

I-201

DEPARTMENT OF THE NAVY NAVAL FACILITIES ENGINEERING SYSTEMS COMMAND

MARINE CORPS BASE

CAMP LEJEUNE, NORTH CAROLINA

REPAIR BEQ G703

INTERIOR ELEVATIONS

SIZE	CODE IDENT. NO.	NAVFAC DRAWING NO.
E1	80091	60043515
		CONSTR. CONTR. NO. N40085-25-B-0051

SCALE AS NOTED SPEC. 05-25-0051 SHEET 78 OF 203

File Path: W:\2517 G703 BEQ Renovation CLL\Revit\2506 G702 & G703 WID R23.rvt
Print Date: 5/26/2026 7:43:27 AM

REVISIONS			
SYM.	DESCRIPTION	DATE	APP.

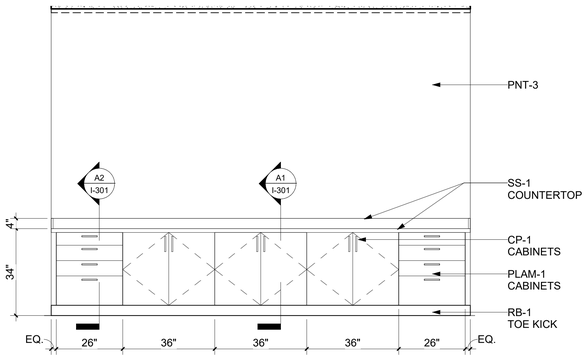

B1 117 LOUNGE/MEETING ELEVATION

SCALE: 1/2" = 1'-0"

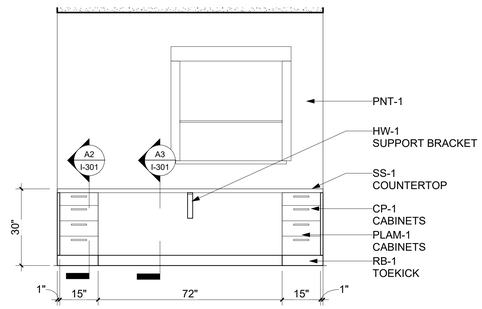

B2 DUTY DESK ELEVATION

SCALE: 1/2" = 1'-0"

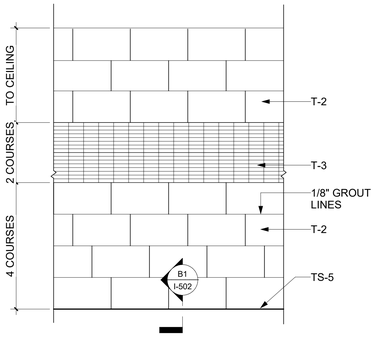

A1 TYP. RESTROOM TILE ELEVATION

SCALE: 1/2" = 1'-0"

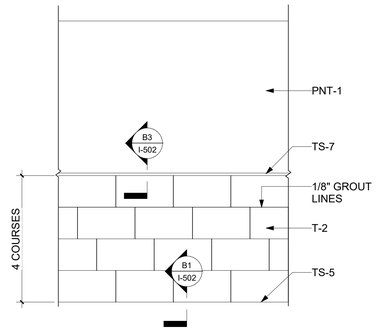

A2 TYP. JANITOR TILE ELEVATION

SCALE: 1/2" = 1'-0"

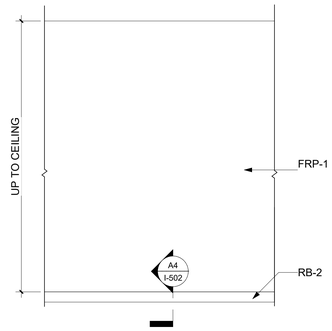

A3 TYP. DRYER CHASE ELEVATION

SCALE: 1/2" = 1'-0"

FINISH NOTES

A. FINISHES INDICATED ARE THE APPROVED BASIS OF DESIGN TO CONVEY COLOR, PATTERN, TEXTURE AND SALIENT CHARACTERISTICS ONLY. THE LISTING OF MANUFACTURER INFORMATION IS NOT INTENDED TO LIMIT THE SELECTION OF PRODUCTS PROVIDED BY OTHER MANUFACTURERS. PRODUCTS MEETING THESE CRITERIA WILL BE CONSIDERED AND MUST BE REVIEWED BY THE INTERIOR DESIGNER OF RECORD (IDOR) AND THE NAVFAC INTERIOR DESIGNER AND APPROVED BY THE CONTRACTING OFFICER.

B. FINISH ITEMS ARE NOT TO BE SUBSTITUTED DUE TO ORDERING LEAD TIMES. IT IS THE CONTRACTOR'S RESPONSIBILITY TO ORDER ALL MATERIALS IN TIME TO AVOID DELAYS.

C. COORDINATE THERMOSTAT LOCATIONS WITH MECHANICAL DRAWINGS AND CONSTRUCTION MANAGER. INSTALL THERMOSTATS NEAR A CORNER OF THE ROOM OR BY LIGHT SWITCHES. DO NOT INSTALL THERMOSTATS IN THE CENTER OF A WALL.

FINISH NOTES

D. ALL INTERIOR FINISHES IN VERTICAL EXIT WAYS, EXIT LOBBIES, AND EXIT CORRIDORS MUST MEET MINIMUM CLASS A RATING.

E. ALL MATERIALS/PRODUCTS ARE TO BE INSTALLED PER MANUFACTURER'S INSTALLATION REQUIREMENTS

F. SPRAY PAINT ELECTRICAL PANELS, ACCESS PANELS, AND EXPANSION JOINTS TO MATCH THE ADJACENT WALL COLOR. PANELS PAINTED BY BRUSH ARE NOT ACCEPTABLE

G. ALL FLOORING TRANSITIONS MUST MEET ABA GUIDELINES. FLOORING TRANSITIONS OCCURRING UNDER DOORS MUST BE CENTERED UNDER DOOR.

H. INSTALL CORNER GUARDS (CG-1) ON ALL OUTSIDE CORNERS. INSTALL END WALL PROTECTORS AT OPEN ENDED WALLS. CORNER GUARDS AND END CAPS MUST BE FULL HEIGHT AND SHOULD NOT BE USED ON CMU WALLS, TILED WALLS, OR MANUFACTURED STONE WALLS.

FINISH NOTES

I. ROOMS IDENTIFIED TO RECEIVE TILE ON WALLS MUST INCLUDE METAL TRANSITIONS ON ALL OUTSIDE AND INSIDE CORNERS AS WELL AS THE INTERSECTION BETWEEN FLOOR AND WALL TILE WHERE APPLICABLE FOR A COMPLETE INSTALLATION.

J. ALL WALLS TO BE PAINTED (PNT-1) UNLESS OTHERWISE INDICATED. ALL HOLLOW METAL DOORS AND DOOR FRAMES TO BE PAINTED (PNT-3). ALL GWB & EXPOSED CEILINGS TO BE PAINTED (PNT-2).

K. ALL WINDOW SILLS TO BE SOLID SURFACE (SS-2).

L. ALL SHOWER FLOORS AND SHOWER WALLS TO BE SOLID SURFACE (SS-3).

M. ALL TOILET PARTITIONS TO BE HDPE FINISH (HDP-1).

N. ALL INTERIOR WOOD DOORS TO BE (WD-1).

O. ALL FLOOR TILE TO RECEIVE GROUT FINISH (GR-1). ALL WALL TILE TO RECEIVE GROUT FINISH (GR-2).

P. EXTERIOR WALLS MUST BE CLEANED AND REPAINTED TO MATCH EXISTING CONDITIONS.

Q. SEE I-601 FOR FINISH LEGEND.

CASEWORK NOTES

1. CASEWORK CONSTRUCTION AS INDICATED IN THE DOCUMENTS MUST BE IN ACCORDANCE WITH A.W.I. QUALITY STANDARDS FOR FLUSH OVERLAY CONSTRUCTION. SEMI-EXPOSED SURFACES TO BE CONSTRUCTED USING CUSTOM GRADE STANDARDS
2. ALL CASEWORK MUST BE IN COMPLIANCE WITH UFGS SECTION 06 41 16.0 AND SECTION 06 61 1.
3. ALL COUNTERTOP AND BACK/SIDE SPLASHES TO BE SOLID SURFACE (SS-1). BACK/SIDE SPLASHES ARE ONLY TO BE APPLIED AT WALLS WITHOUT FULL HEIGHT SPLASH OR TILE.
4. ALL BASE CABINETS, WALL CABINETS, APRONS AND SHROUDS WILL BE PLASTIC LAMINATE (PLAM-1).
5. ALL BASE CABINET TOE KICKS WILL BE RUBBER BASE (RB-1).
6. SEE SHEET I-601 FOR FINISH LEGEND.

GRAPHIC SCALE:

1/2" =1'-0" 0' 1' 2' 4'

COMMONWEALTH OF VIRGINIA
JAMIE D. KISSEL
Cert. No. 001152
5/29/26
CERTIFIED INTERIOR DESIGNER

within INTERIOR DESIGN
1008 GRANBY STREET
NORFOLK, VA 23510
757-314-0484

NBFA NO:

MSF ARCHITECTS, P.A.
REGISTERED ARCHITECTURAL FIRM
CERT. NO. 50679
NORTH CAROLINA
NEW BERN, N.C.

DES. JDK
DR. APG
CHK. JDK
SUBMITTED BY:
DESIGN DIR. CHRIS MAAS
APPROVED: PWO OR OICC DATE
SATISFACTORY TO: DATE

I-202

DEPARTMENT OF THE NAVY NAVAL FACILITIES ENGINEERING SYSTEMS COMMAND

MARINE CORPS BASE

CAMP LEJEUNE, NORTH CAROLINA

REPAIR BEQ G703

INTERIOR ELEVATIONS

SIZE	CODE IDENT. NO.	NAVFAC DRAWING NO.
E1	80091	60043516
		CONSTR. CONTR. NO. N40085-25-B-0051
SCALE AS NOTED	SPEC. 05-25-0051	SHEET 79 OF 203

File Path: W:\2517 G703 BEQ Renovation CL\Revit\2506 G702 & G703 WID R23.rvt
Print Date: 5/26/2026 7:43:26 AM

REVISIONS			
SYM.	DESCRIPTION	DATE	APP.

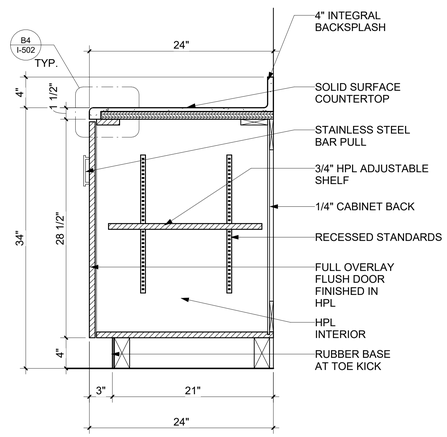

A1 SECTION - BASE CABINET

SCALE: 1 1/2" = 1'-0"

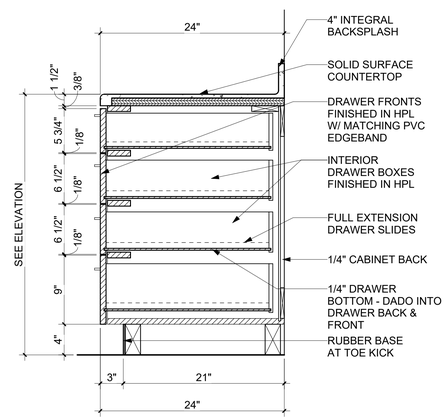

A2 SECTION - 4 DRAWER BASE CAB.

SCALE: 1 1/2" = 1'-0"

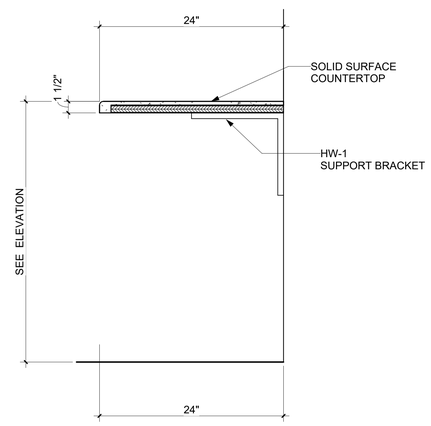

A3 SECTION - OPEN BASE

SCALE: 1 1/2" = 1'-0"

CASEWORK NOTES

1. CASEWORK CONSTRUCTION AS INDICATED IN THE DOCUMENTS MUST BE IN ACCORDANCE WITH A.W.I. QUALITY STANDARDS FOR FLUSH OVERLAY CONSTRUCTION. SEMI-EXPOSED SURFACES TO BE CONSTRUCTED USING CUSTOM GRADE STANDARDS
2. ALL CASEWORK MUST BE IN COMPLIANCE WITH UFGS SECTION 06 41 16.0 AND SECTION 06 61 1.
3. ALL COUNTERTOP AND BACK/SIDE SPLASHES TO BE SOLID SURFACE (SS-1). BACKSIDE SPLASHES ARE ONLY TO BE APPLIED AT WALLS WITHOUT FULL HEIGHT SPLASH OR TILE.
4. ALL BASE CABINETS, WALL CABINETS, APRONS AND SHROUDS WILL BE PLASTIC LAMINATE (PLAM-1).
5. ALL BASE CABINET TOE KICKS WILL BE RUBBER BASE (RB-1).
6. SEE SHEET I-601 FOR FINISH LEGEND.

GRAPHIC SCALE:

1 1/2" =1'-0" 0' 4" 8" 1'-4"

COMMONWEALTH OF VIRGINIA
JAMIE D. KISSEL
LICENSE NO. 0201-001-1
5/29/26
CERTIFIED INTERIOR DESIGNER

MBF ARCHITECTS, P.A.
NORTH CAROLINA BOARD OF ARCHITECTURE
CERT. NO. 50679
NEW BERN, NC

MBFA NO.:

within
INTERIOR DESIGN
1008 GRANBY STREET
NORFOLK, VA 23510
757.314.0489

DES. JDK
DR. APG
CHK. JDK
SUBMITTED BY:
DESIGN DIR. CHRIS MAAS
APPROVED: PWO OR OICC DATE
SATISFACTORY TO: DATE

I-301

DEPARTMENT OF THE NAVY NAVAL FACILITIES ENGINEERING SYSTEMS COMMAND

MARINE CORPS BASE

CAMP LEJEUNE, NORTH CAROLINA

REPAIR BEQ G703

CASEWORK SECTIONS

SIZE	CODE IDENT. NO.	NAVFAC DRAWING NO.
E1	80091	60043517
		CONSTR. CONTR. NO. N40085-25-B-0051
SCALE AS NOTED	SPEC. 05-25-0051	SHEET 80 OF 203

File Path: W:\2517 G703 BEQ Renovation CL\Revit\2506 G702 & G703 WID R23.rvt
Print Date: 5/26/2026 7:43:29 AM

FINISH NOTES

A. FINISHES INDICATED ARE THE APPROVED BASIS OF DESIGN TO CONVEY COLOR, PATTERN, TEXTURE AND SALIENT CHARACTERISTICS ONLY. THE LISTING OF MANUFACTURER INFORMATION IS NOT INTENDED TO LIMIT THE SELECTION OF PRODUCTS PROVIDED BY OTHER MANUFACTURERS. PRODUCTS MEETING THESE CRITERIA WILL BE CONSIDERED AND MUST BE REVIEWED BY THE INTERIOR DESIGNER OF RECORD (IDOR) AND THE NAVFAC INTERIOR DESIGNER AND APPROVED BY THE CONTRACTING OFFICER.

B. FINISH ITEMS ARE NOT TO BE SUBSTITUTED DUE TO ORDERING LEAD TIMES. IT IS THE CONTRACTOR'S RESPONSIBILITY TO ORDER ALL MATERIALS IN TIME TO AVOID DELAYS.

C. COORDINATE THERMOSTAT LOCATIONS WITH MECHANICAL DRAWINGS AND CONSTRUCTION MANAGER. INSTALL THERMOSTATS NEAR A CORNER OF THE ROOM OR BY LIGHT SWITCHES. DO NOT INSTALL THERMOSTATS IN THE CENTER OF A WALL.

FINISH NOTES

D. ALL INTERIOR FINISHES IN VERTICAL EXIT WAYS, EXIT LOBBIES, AND EXIT CORRIDORS MUST MEET MINIMUM CLASS A RATING.

E. ALL MATERIALS/PRODUCTS ARE TO BE INSTALLED PER MANUFACTURER'S INSTALLATION REQUIREMENTS

F. SPRAY PAINT ELECTRICAL PANELS, ACCESS PANELS, AND EXPANSION JOINTS TO MATCH THE ADJACENT WALL COLOR. PANELS PAINTED BY BRUSH ARE NOT ACCEPTABLE

G. ALL FLOORING TRANSITIONS MUST MEET ABA GUIDELINES. FLOORING TRANSITIONS OCCURRING UNDER DOORS MUST BE CENTERED UNDER DOOR.

H. INSTALL CORNER GUARDS (CG-1) ON ALL OUTSIDE CORNERS. INSTALL END WALL PROTECTORS AT OPEN ENDED WALLS. CORNER GUARDS AND END CAPS MUST BE FULL HEIGHT AND SHOULD NOT BE USED ON CMU WALLS, TILED WALLS, OR MANUFACTURED STONE WALLS.

FINISH NOTES

I. ROOMS IDENTIFIED TO RECEIVE TILE ON WALLS MUST INCLUDE METAL TRANSITIONS ON ALL OUTSIDE AND INSIDE CORNERS AS WELL AS THE INTERSECTION BETWEEN FLOOR AND WALL TILE WHERE APPLICABLE FOR A COMPLETE INSTALLATION.

J. ALL WALLS TO BE PAINTED (PNT-1) UNLESS OTHERWISE INDICATED. ALL HOLLOW METAL DOORS AND DOOR FRAMES TO BE PAINTED (PNT-3). ALL GWB & EXPOSED CEILINGS TO BE PAINTED (PNT-2).

K. ALL WINDOW SILLS TO BE SOLID SURFACE (SS-2).

L. ALL SHOWER FLOORS AND SHOWER WALLS TO BE SOLID SURFACE (SS-3).

M. ALL TOILET PARTITIONS TO BE HDPE FINISH (HDP-1).

N. ALL INTERIOR WOOD DOORS TO BE (WD-1).

O. ALL FLOOR TILE TO RECEIVE GROUT FINISH (GR-1). ALL WALL TILE TO RECEIVE GROUT FINISH (GR-2).

P. EXTERIOR WALLS MUST BE CLEANED AND REPAINTED TO MATCH EXISTING CONDITIONS.

Q. SEE I-601 FOR FINISH LEGEND.

FLOOR FINISH LEGEND

RES-1 | T-1
SC-1 | T-4

REVISIONS			
SYM.	DESCRIPTION	DATE	APP.

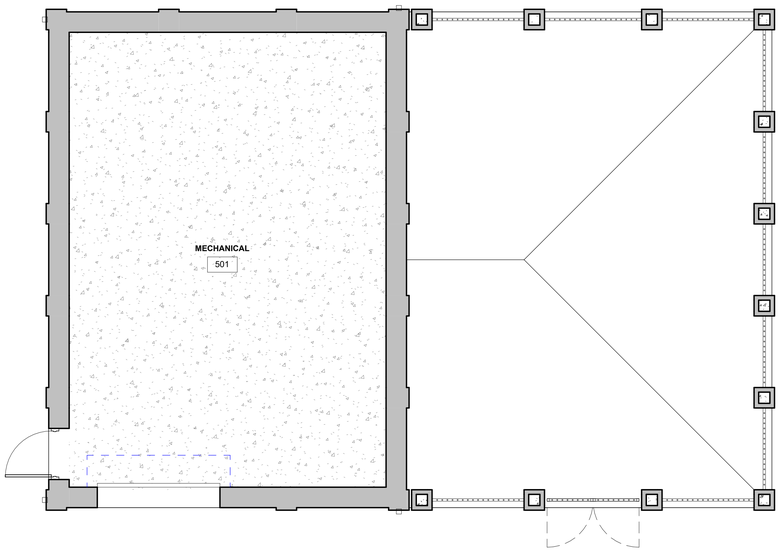

B1 MECHANICAL BUILDING FINISH PLAN
SCALE: 1/4" = 1'-0"

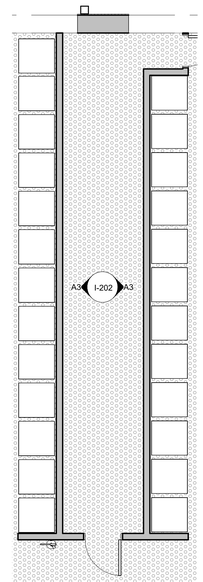

B6 DRYER CHASE FINISH PLAN
SCALE: 1/4" = 1'-0"

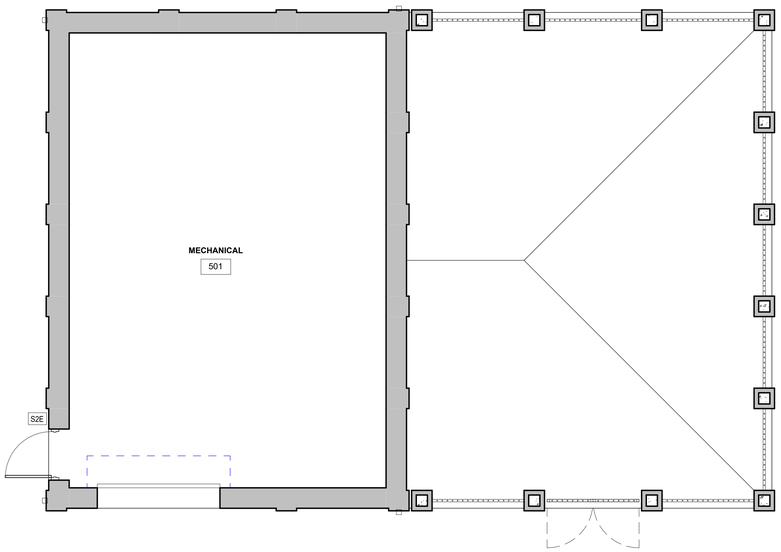

B4 MECHANICAL BUILDING SIGNAGE PLAN
SCALE: 1/4" = 1'-0"

SIGNAGE NOTES

A. ALL SIGNAGE TO COMPLY WITH UFC 3 120 01.

B. ALL SIGN TYPES, TEXT WORDING, AND ROOM NUMBERS TO BE VERIFIED WITH END USER AND REVIEWED BY NAVFAC INTERIOR DESIGNER PRIOR TO FABRICATION.

C. ALL GRADE 2 BRAILLE TO BE TACTILE RAISED 0.8 MM FROM THE SURFACE WITH ROUNDED DOTS.

D. SIGNS MUST USE HIGH CONTRAST, NON-GLARE FINISHES. CHARACTERS MUST BE UPPER CASE AND USE SANS SERIF FONTS.

E. SIGNS MUST INCLUDE CLEAR VISUAL ELEMENTS FOR INDIVIDUALS WITH LOW VISION, BLINDNESS AND COGNITIVE DISABILITIES.

F. REFER TO SHEET I-501 FOR SIGNAGE DETAILS.

G. SEE ELEVATION A3 & B3 ON SHEET I-501 FOR MOUNTING HEIGHT OF ACRYLIC SIGNAGE.

H. REFER TO SHEET I-602 FINISH LEGEND FOR SIGNAGE FINISHES.

I. MOUNTING OF SIGNAGE SYSTEM MUST INCLUDE SURFACE MOUNTING WITH SCREW-ON APPLICATION FOR INTERIOR WALLS.

J. SIGNS THAT MOUNT TO GLASS MUST INCLUDE AN EQUALLY SIZED BLANK SIGN PANEL ALIGNED TO OPPOSITE SIDE OF THE GLASS.

SIGNAGE SCHEDULE

TYPE	DESCRIPTION	QTY
S1	ROOM IDENTIFICATION SIGN	16
S2	PERMANENT ROOM IDENTIFICATION SIGN	30
S2E	EXTERIOR ROOM IDENTIFICATION SIGN	5
S3	STAIRWAY LEVEL INDICATOR	9
S4M	MENS RESTROOM IDENTIFICATION SIGN	7
S4W	WOMENS RESTROOM & SHOWER IDENTIFICATION SIGN	1
S6	STAIR IDENTIFICATION SIGN	5
S7	LARGE DIRECTIONAL SIGN	6

GRAPHIC SCALE:
1/4" =1'-0" 0' 2' 4' 8'

COMMONWEALTH OF VIRGINIA
JAMIE D. KISSEL
CERTIFIED INTERIOR DESIGNER
5/29/26

MBFA NO.:
within INTERIOR DESIGN
1008 GRANBY STREET
NORFOLK, VA 23510
757.994.0989

MBF ARCHITECTS P.A.
CERT. NO. 50679
NEW BERN, N.C.

DES. JDK
DR. APG
CHK. JDK
SUBMITTED BY:
DESIGN DIR. CHRIS MAAS
APPROVED: PWO OR OICC DATE
SATISFACTORY TO: DATE

DEPARTMENT OF THE NAVY NAVAL FACILITIES ENGINEERING SYSTEMS COMMAND

MARINE CORPS BASE
CAMP LEJEUNE, NORTH CAROLINA

REPAIR BEQ G703

ENLARGED PLANS

SIZE E1 | CODE IDENT. NO. 80091 | NAVFAC DRAWING NO. 60043518
CONSTR. CONTR. NO. N40085-25-B-0051
SCALE AS NOTED | SPEC. 05-25-0051 | SHEET 81 OF 203

I-401

File Path: W:\2517 G703 BEQ Renovation CL\Revit\2506 G702 & G703 WID R23.rvt
Print Date: 5/26/2026 7:43:30 AM

REVISIONS			
SYM.	DESCRIPTION	DATE	APP.

SIGNAGE SCHEDULE

TYPE	DESCRIPTION	QTY
S1	ROOM IDENTIFICATION SIGN	16
S2	PERMANENT ROOM IDENTIFICATION SIGN	30
S2E	EXTERIOR ROOM IDENTIFICATION SIGN	5
S3	STAIRWAY LEVEL INDICATOR	9
S4M	MENS RESTROOM IDENTIFICATION SIGN	7
S4W	WOMENS RESTROOM & SHOWER IDENTIFICATION SIGN	1
S6	STAIR IDENTIFICATION SIGN	5
S7	LARGE DIRECTIONAL SIGN	6

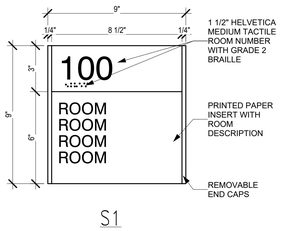

S1

ROOM IDENTIFICATION SIGN

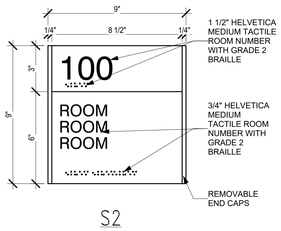

S2

PERMANENT ROOM IDENTIFICATION SIGN

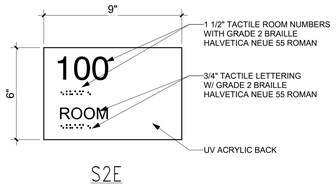

S2E

EXTERIOR ROOM SIGN

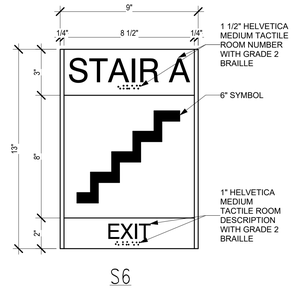

S6

STAIR IDENTIFICATION SIGN

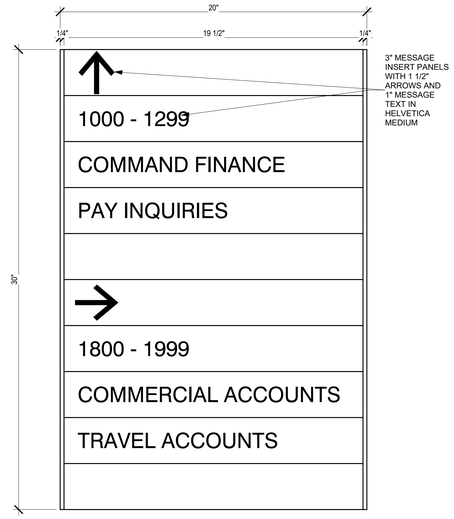

S7

LARGE DIRECTIONAL SIGN

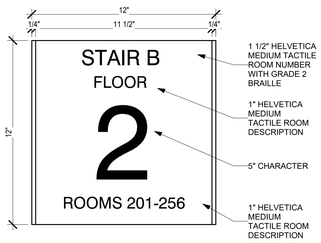

S3

MEDIUM DIRECTIONAL SIGN

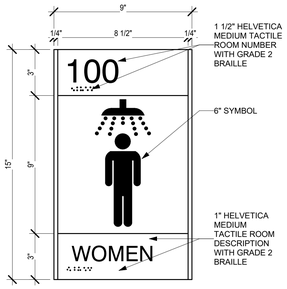

S4W

WOMENS RESTROOM & SHOWER IDENTIFICATION SIGN

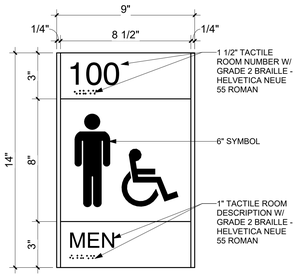

S4M

MENS RESTROOM IDENTIFICATION SIGN

A1 TYPICAL SIGNAGE DETAILS

SCALE: 3" = 1'-0"

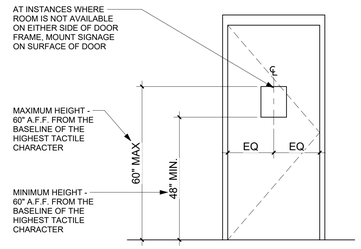

B3 TYP. DOOR MOUNTED SIGNAGE LOCATION

SCALE: 1/2" = 1'-0"

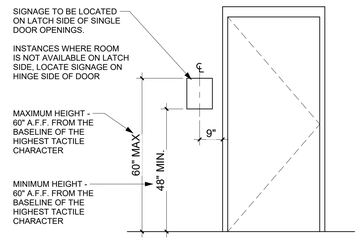

A3 TYP. WALL MOUNTED SIGNAGE LOCATION

SCALE: 1/2" = 1'-0"

SIGNAGE NOTES

A. ALL SIGNAGE TO COMPLY WITH UFC 3 120 01.
B. ALL SIGN TYPES, TEXT WORDING, AND ROOM NUMBERS TO BE VERIFIED WITH END USER AND REVIEWED BY NAVFAC INTERIOR DESIGNER PRIOR TO FABRICATION.
C. ALL GRADE 2 BRAILLE TO BE TACTILE RAISED 0.8 MM FROM THE SURFACE WITH ROUNDED DOTS.
D. SIGNS MUST USE HIGH CONTRAST, NON-GLARE FINISHES. CHARACTERS MUST BE UPPER CASE AND USE SANS SERIF FONTS.
E. SIGNS MUST INCLUDE CLEAR VISUAL ELEMENTS FOR INDIVIDUALS WITH LOW VISION, BLINDNESS AND COGNITIVE DISABILITIES.
F. REFER TO SHEET I-501 FOR SIGNAGE DETAILS.
G. SEE ELEVATION A3 & B3 ON SHEET I-501 FOR MOUNTING HEIGHT OF ACRYLIC SIGNAGE.
H. REFER TO SHEET I-602 FINISH LEGEND FOR SIGNAGE FINISHES.
I. MOUNTING OF SIGNAGE SYSTEM MUST INCLUDE SURFACE MOUNTING WITH SCREW-ON APPLICATION FOR INTERIOR WALLS.
J. SIGNS THAT MOUNT TO GLASS MUST INCLUDE AN EQUALLY SIZED BLANK SIGN PANEL ALIGNED TO OPPOSITE SIDE OF THE GLASS.

COMMONWEALTH OF VIRGINIA
CERTIFIED INTERIOR DESIGNER
JOHN D. KOSKI
5/29/20

within INTERIOR DESIGN
1008 GRANBY STREET
NORFOLK, VA 23510
757.624.0484

MBF ARCHITECTS, P.A.
CERT. NO. 50679
NEW BERN NC

I-501

DEPARTMENT OF THE NAVY — NAVAL FACILITIES ENGINEERING SYSTEMS COMMAND

MARINE CORPS BASE
CAMP LEJEUNE, NORTH CAROLINA

REPAIR BEQ G703

SIGNAGE DETAILS

MBFA NO:	
DES.	JDK
DR.	APG
CHK.	JDK
SUBMITTED BY:	
DESIGN DIR.	CHRIS MAAS
APPROVED: PWO OR OICC	DATE
SATISFACTORY TO:	DATE

SIZE	CODE IDENT. NO.	NAVFAC DRAWING NO.
E1	80091	60043519
		CONSTR. CONTR. NO. N40085-25-B-0051
SCALE AS NOTED	SPEC. 05-25-0051	SHEET 82 OF 203

File Path: W:\25117 G703 BEQ Renovation CLJ\Rewit\2506 G702 & G703 WID R23.rvt
Print Date: 5/26/2026 7:43:30 AM

REVISIONS			
SYM.	DESCRIPTION	DATE	APP.

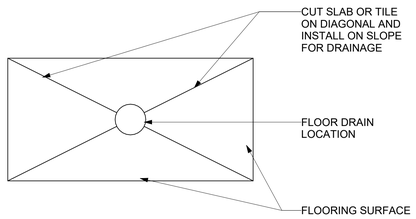

C1 FLOOR DRAIN DETAIL
SCALE: 3" = 1'-0"

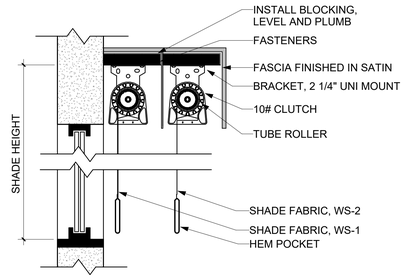

C2 DOUBLE ROLLER SHADE DETAIL
SCALE: 3" = 1'-0"

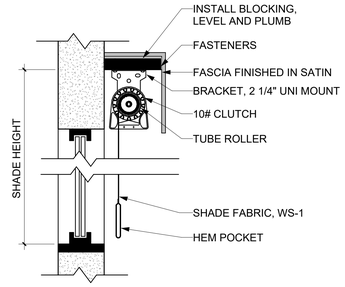

C3 SINGLE ROLLER SHADE DETAIL
SCALE: 3" = 1'-0"

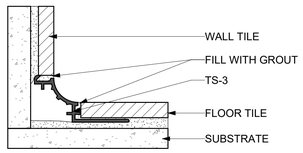

B1 INSIDE CORNER TILE DETAIL
SCALE: 12" = 1'-0"

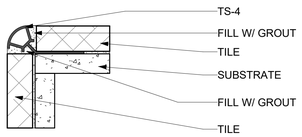

B2 OUTSIDE CORNER TILE DETAIL
SCALE: 12" = 1'-0"

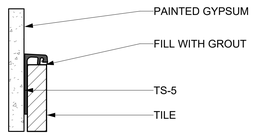

B3 WALL TILE TO GWB DETAIL
SCALE: 12" = 1'-0"

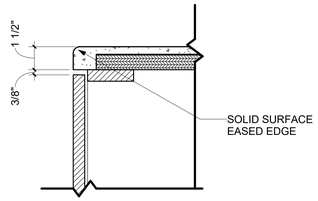

B4 COUNTER EDGE DETAIL
SCALE: 3" = 1'-0"

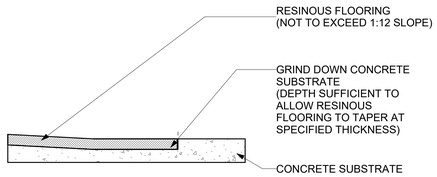

A1 EPOXY FLOOR TO CONCRETE DETAIL
SCALE: 12" = 1'-0"

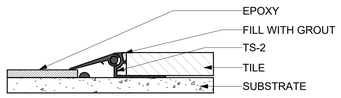

A2 EPOXY FLOORING TO TILE DETAIL
SCALE: 12" = 1'-0"

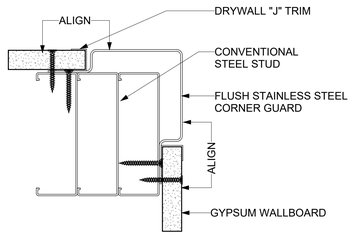

A3 CORNER GUARD DETAIL
SCALE: 6" = 1'-0"

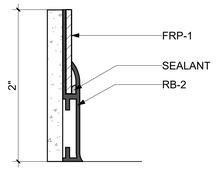

A4 FRP TO RUBBER BASE
SCALE: 12" = 1'-0"

FINISH NOTES

A. FINISHES INDICATED ARE THE APPROVED BASIS OF DESIGN TO CONVEY COLOR, PATTERN, TEXTURE AND SALIENT CHARACTERISTICS ONLY. THE LISTING OF MANUFACTURER INFORMATION IS NOT INTENDED TO LIMIT THE SELECTION OF PRODUCTS PROVIDED BY OTHER MANUFACTURERS. PRODUCTS MEETING THESE CRITERIA WILL BE CONSIDERED AND MUST BE REVIEWED BY THE INTERIOR DESIGNER OF RECORD (IDOR) AND THE NAVFAC INTERIOR DESIGNER AND APPROVED BY THE CONTRACTING OFFICER.

B. FINISH ITEMS ARE NOT TO BE SUBSTITUTED DUE TO ORDERING LEAD TIMES. IT IS THE CONTRACTOR'S RESPONSIBILITY TO ORDER ALL MATERIALS IN TIME TO AVOID DELAYS.

C. COORDINATE THERMOSTAT LOCATIONS WITH MECHANICAL DRAWINGS AND CONSTRUCTION MANAGER. INSTALL THERMOSTATS NEAR A CORNER OF THE ROOM OR BY LIGHT SWITCHES. DO NOT INSTALL THERMOSTATS IN THE CENTER OF A WALL.

FINISH NOTES

D. ALL INTERIOR FINISHES IN VERTICAL EXIT WAYS, EXIT LOBBIES, AND EXIT CORRIDORS MUST MEET MINIMUM CLASS A RATING.

E. ALL MATERIALS/PRODUCTS ARE TO BE INSTALLED PER MANUFACTURER'S INSTALLATION REQUIREMENTS

F. SPRAY PAINT ELECTRICAL PANELS, ACCESS PANELS, AND EXPANSION JOINTS TO MATCH THE ADJACENT WALL COLOR. PANELS PAINTED BY BRUSH ARE NOT ACCEPTABLE

G. ALL FLOORING TRANSITIONS MUST MEET ABA GUIDELINES. FLOORING TRANSITIONS OCCURRING UNDER DOORS MUST BE CENTERED UNDER DOOR.

H. INSTALL CORNER GUARDS (CG-1) ON ALL OUTSIDE CORNERS. INSTALL END WALL PROTECTORS AT OPEN ENDED WALLS. CORNER GUARDS AND END CAPS MUST BE FULL HEIGHT AND SHOULD NOT BE USED ON CMU WALLS, TILED WALLS, OR MANUFACTURED STONE WALLS.

FINISH NOTES

I. ROOMS IDENTIFIED TO RECEIVE TILE ON WALLS MUST INCLUDE METAL TRANSITIONS ON ALL OUTSIDE AND INSIDE CORNERS AS WELL AS THE INTERSECTION BETWEEN FLOOR AND WALL TILE WHERE APPLICABLE FOR A COMPLETE INSTALLATION.

J. ALL WALLS TO BE PAINTED (PNT-1) UNLESS OTHERWISE INDICATED. ALL HOLLOW METAL DOORS AND DOOR FRAMES TO BE PAINTED (PNT-3). ALL GWB & EXPOSED CEILINGS TO BE PAINTED (PNT-2).

K. ALL WINDOW SILLS TO BE SOLID SURFACE (SS-2).

L. ALL SHOWER FLOORS AND SHOWER WALLS TO BE SOLID SURFACE (SS-3).

M. ALL TOILET PARTITIONS TO BE HDPE FINISH (HDP-1).

N. ALL INTERIOR WOOD DOORS TO BE (WD-1).

O. ALL FLOOR TILE TO RECEIVE GROUT FINISH (GR-1). ALL WALL TILE TO RECEIVE GROUT FINISH (GR-2).

P. EXTERIOR WALLS MUST BE CLEANED AND REPAINTED TO MATCH EXISTING CONDITIONS.

Q. SEE I-601 FOR FINISH LEGEND.

GRAPHIC SCALE:

3" =1'-0" 0' 3" 6" 9"

6" = 1'-0" 0" 1 1/2" 3" 6"

12" = 1'-0" 0" 1/2" 1" 3"

COMMONWEALTH OF VIRGINIA
JOSE D. KISSEL
5/29/26
CERTIFIED INTERIOR DESIGNER

within
INTERIOR DESIGN
1008 GRANBY STREET
NORFOLK, VA 23510
757-394-0485

MBFA NO:

MBF ARCHITECTS, P.A.
CERT. NO. 50679
NEW BERN N.C.

DES. JDK
DR. APG
CHK. JDK
SUBMITTED BY:
DESIGN DIR. CHRIS MAAS
APPROVED: PWO OR OICC DATE
SATISFACTORY TO: DATE

I-502

DEPARTMENT OF THE NAVY NAVAL FACILITIES ENGINEERING SYSTEMS COMMAND

MARINE CORPS BASE

CAMP LEJEUNE, NORTH CAROLINA

REPAIR BEQ G703

INTERIOR DETAILS

SIZE	CODE IDENT. NO.	NAVFAC DRAWING NO.
E1	80091	60043520
		CONSTR. CONTR. NO. N40085-25-B-0051

SCALE AS NOTED SPEC. 05-25-0051 SHEET 83 OF 203

File Path: W:\2517 G703 BEQ Renovation CLL\Revit\2506 G702 & G703 WID R23.rvt
Print Date: 5/26/2026 7:43:31 AM

ROOM FINISH SCHEDULE

ROOM NO.	ROOM NAME	FLOOR FINISH	BASE FINISH	WALL FINISH	CEILING FINISH	NOTES
101	VESTIBULE	RES-1	RES-1	PNT-1	PNT-2	
102	DUTY	RES-1	RES-1	PNT-1	PNT-2	
103	STAIR	RES-1	RES-1	PNT-1	PNT-2	
104	MECH	SC-1	RB-1	PNT-1	PNT-2 (EXPOSED)	
105	MEN	T-1	-	T-2, T-3	ACT-2	1, 3, 7
106	COMM	SC-1	RB-1	PNT-1	PNT-2 (EXPOSED)	
107	WOMEN	T-1	-	T-2, T-3	ACT-2	1, 3, 7
108	ELEC	SC-1	RB-1	PNT-1	PNT-2 (EXPOSED)	
109	CORRIDOR	RES-1	RES-1	PNT-1	PNT-2	
110	LAUNDRY ELEC	SC-1	RB-1	PNT-1	PNT-2 (EXPOSED)	
111	STORAGE	SC-1	RB-1	PNT-1	PNT-2 (EXPOSED)	
112	CORRIDOR	RES-1	RES-1	PNT-1	PNT-2	
113	OFFICE	RES-1	RES-1	PNT-1, PNT-3	PNT-2	4, 5
114	OFFICE	RES-1	RES-1	PNT-1, PNT-3	PNT-2	4
115	STORAGE	SC-1	RB-1	PNT-1	PNT-2 (EXPOSED)	4
116	LAUNDRY	RES-1	RES-1	PNT-1	PNT-2	
117	LOUNGE/MEETING	RES-1	RES-1	PNT-1, PNT-3	ACT-1	6
118	STORAGE	SC-1	RB-1	PNT-1	PNT-2 (EXPOSED)	
119	MECHANICAL	SC-1	RB-1	PNT-1	PNT-2 (EXPOSED)	
120A	CORRIDOR	RES-1	RES-1	PNT-1	PNT-2	5
120B	CORRIDOR	RES-1	RES-1	PNT-1	PNT-2	5
121A	CENTRAL BATH	T-1, T-4	-	T-2, T-3	PNT-2	1, 3, 5, 7
121B	CENTRAL BATH	T-1, T-4	-	T-2, T-3	PNT-2	1, 3, 5, 7
122A	JAN.	T-1	-	T-2, PNT-1	PNT-2	2, 3, 7
122B	JAN.	T-1	-	T-2, PNT-1	PNT-2	2, 3, 7
123A	MECH	SC-1	RB-1	PNT-1	PNT-2 (EXPOSED)	
123B	MECH	SC-1	RB-1	PNT-1	PNT-2 (EXPOSED)	
124A	DUTY	RES-1	RES-1	PNT-1, PNT-3	PNT-2	4, 5
124B	DUTY	RES-1	RES-1	PNT-1, PNT-3	PNT-2	4, 5
125A	DUTY	RES-1	RES-1	PNT-1, PNT-3	PNT-2	4, 5
125B	DUTY	RES-1	RES-1	PNT-1, PNT-3	PNT-2	4, 5
126A	CLOSET	SC-1	RB-1	PNT-1	PNT-2 (EXPOSED)	
126B	SPRINKLER RISER	SC-1	RB-1	PNT-1	PNT-2 (EXPOSED)	
127A	SLEEPING ROOM	RES-1	RES-1	PNT-1, PNT-5, PNT-6, PNT-7, PNT-8	PNT-2	6
127B	SLEEPING ROOM	RES-1	RES-1	PNT-1, PNT-5, PNT-6, PNT-7, PNT-8	PNT-2	6
129A	EXTERIOR STAIRS	SC-1	RB-1	PNT-1	PNT-2 (EXPOSED)	
129B	EXTERIOR STAIRS	SC-1	RB-1	PNT-1	PNT-2 (EXPOSED)	
201	VESTIBULE	RES-1	RES-1	PNT-1	PNT-2	
202	COMM	SC-1	RB-1	PNT-1	PNT-2 (EXPOSED)	
203	STAIR	RES-1	RES-1	PNT-1	PNT-2	
204	STORAGE	SC-1	RB-1	PNT-1	PNT-2 (EXPOSED)	
205A	CORRIDOR	RES-1	RES-1	PNT-1	PNT-2	5
205B	CORRIDOR	RES-1	RES-1	PNT-1	PNT-2	5
206A	CENTRAL BATH	T-1, T-4	-	T-2, T-3	PNT-2	1, 3, 5, 7
206B	CENTRAL BATH	T-1, T-4	-	T-2, T-3	PNT-2	1, 3, 5, 7
207A	JAN.	T-1	-	T-2, PNT-1	PNT-2	2, 3, 7
207B	JAN.	T-1	-	T-2, PNT-1	PNT-2	2, 3, 7
208A	MECH	SC-1	RB-1	PNT-1	PNT-2 (EXPOSED)	
208B	MECH	SC-1	RB-1	PNT-1	PNT-2 (EXPOSED)	
209A	DUTY	RES-1	RES-1	PNT-1, PNT-3	PNT-2	4, 5
209B	DUTY	RES-1	RES-1	PNT-1, PNT-3	PNT-2	4, 5
210A	DUTY	RES-1	RES-1	PNT-1, PNT-3	PNT-2	4, 5
210B	DUTY	RES-1	RES-1	PNT-1, PNT-3	PNT-2	4, 5
211A	CLOSET	SC-1	RB-1	PNT-1	PNT-2 (EXPOSED)	
211B	CLOSET	SC-1	RB-1	PNT-1	PNT-2 (EXPOSED)	
212A	SLEEPING ROOM	RES-1	RES-1	PNT-1, PNT-5, PNT-6, PNT-7, PNT-8	PNT-2	6
212B	SLEEPING ROOM	RES-1	RES-1	PNT-1, PNT-5, PNT-6, PNT-7, PNT-8	PNT-2	6
214A	EXTERIOR STAIRS	SC-1	RB-1	PNT-1	PNT-2 (EXPOSED)	
214B	EXTERIOR STAIRS	SC-1	RB-1	PNT-1	PNT-2 (EXPOSED)	
301	VESTIBULE	RES-1	RES-1	PNT-1	PNT-2	
302	STORAGE	SC-1	RB-1	PNT-1	PNT-2 (EXPOSED)	
303	STAIR	RES-1	RES-1	PNT-1	PNT-2	
304	STORAGE	SC-1	RB-1	PNT-1	PNT-2 (EXPOSED)	
305A	CORRIDOR	RES-1	RES-1	PNT-1	PNT-2	5
305B	CORRIDOR	RES-1	RES-1	PNT-1	PNT-2	5
306A	CENTRAL BATH	T-1, T-4	-	T-2, T-3	PNT-2	1, 3, 5, 7
306B	CENTRAL BATH	T-1, T-4	-	T-2, T-3	PNT-2	1, 3, 5, 7
307A	JAN	T-1	-	T-2, PNT-1	PNT-2	2, 3, 7
307B	JAN.	T-1	-	T-2, PNT-1	PNT-2	2, 3, 7
308A	MECH	SC-1	RB-1	PNT-1	PNT-2 (EXPOSED)	
308B	MECH	SC-1	RB-1	PNT-1	PNT-2 (EXPOSED)	
309A	DUTY	RES-1	RES-1	PNT-1, PNT-3	PNT-2	4, 5
309B	DUTY	RES-1	RES-1	PNT-1, PNT-3	PNT-2	4, 5
310A	DUTY	RES-1	RES-1	PNT-1, PNT-3	PNT-2	4, 5
310B	DUTY	RES-1	RES-1	PNT-1, PNT-3	PNT-2	4, 5
311A	CLOSET	SC-1	RB-1	PNT-1	PNT-2 (EXPOSED)	
311B	CLOSET	SC-1	RB-1	PNT-1	PNT-2 (EXPOSED)	
312A	SLEEPING ROOM	RES-1	RES-1	PNT-1, PNT-5, PNT-6, PNT-7, PNT-8	PNT-2	6
312B	SLEEPING ROOM	RES-1	RES-1	PNT-1, PNT-5, PNT-6, PNT-7, PNT-8	PNT-2	6
314A	EXTERIOR STAIR	SC-1	RB-1	PNT-1	PNT-2 (EXPOSED)	
314B	EXTERIOR STAIR	SC-1	RB-1	PNT-1	PNT-2 (EXPOSED)	
501	MECHANICAL	SC-1	RB-1	PNT-1	-	

FINISH SCHEDULE NOTES

1. SEE A2/I-201 FOR TYPICAL RESTROOM WALL TILE ELEVATION.
2. SEE A3/I-201 FOR TYPICAL JANITOR WALL ELEVATION.
3. FLOOR TILE INSTALLATION TO BE 1/3 OFFSET.
4. CARPET TILE INSTALLATION TO BE VERTICAL ASHLAR PATTERN.
5. WINDOWS TO RECEIVE SINGLE LAYER ROLLER SHADE (WS-1). SEE DETAIL D1/I-502.
6. WINDOWS TO RECEIVE DOUBLE LAYER ROLLER SHADE (WS-1 & WS-2). SEE DETAIL D2/I-502.
7. GROUT JOINT THICKNESS AT TILE LOCATIONS TO BE 1/8" OR LESS.

FINISH NOTES

A. FINISHES INDICATED ARE THE APPROVED BASIS OF DESIGN TO CONVEY COLOR, PATTERN, TEXTURE AND SALIENT CHARACTERISTICS ONLY. THE LISTING OF MANUFACTURER INFORMATION IS NOT INTENDED TO LIMIT THE SELECTION OF PRODUCTS PROVIDED BY OTHER MANUFACTURERS. PRODUCTS MEETING THESE CRITERIA WILL BE CONSIDERED AND MUST BE REVIEWED BY THE INTERIOR DESIGNER OF RECORD (IDOR) AND THE NAVFAC INTERIOR DESIGNER AND APPROVED BY THE CONTRACTING OFFICER.

B. FINISH ITEMS ARE NOT TO BE SUBSTITUTED DUE TO ORDERING LEAD TIMES. IT IS THE CONTRACTOR'S RESPONSIBILITY TO ORDER ALL MATERIALS IN TIME TO AVOID DELAYS.

C. COORDINATE THERMOSTAT LOCATIONS WITH MECHANICAL DRAWINGS AND CONSTRUCTION MANAGER. INSTALL THERMOSTATS NEAR A CORNER OF THE ROOM OR BY LIGHT SWITCHES. DO NOT INSTALL THERMOSTATS IN THE CENTER OF A WALL.

FINISH NOTES

D. ALL INTERIOR FINISHES IN VERTICAL EXIT WAYS, EXIT LOBBIES, AND EXIT CORRIDORS MUST MEET MINIMUM CLASS A RATING.

E. ALL MATERIALS/PRODUCTS ARE TO BE INSTALLED PER MANUFACTURER'S INSTALLATION REQUIREMENTS

F. SPRAY PAINT ELECTRICAL PANELS, ACCESS PANELS, AND EXPANSION JOINTS TO MATCH THE ADJACENT WALL COLOR. PANELS PAINTED BY BRUSH ARE NOT ACCEPTABLE

G. ALL FLOORING TRANSITIONS MUST MEET ABA GUIDELINES. FLOORING TRANSITIONS OCCURRING UNDER DOORS MUST BE CENTERED UNDER DOOR.

H. INSTALL CORNER GUARDS (CG-1) ON ALL OUTSIDE CORNERS. INSTALL END WALL PROTECTORS AT OPEN ENDED WALLS. CORNER GUARDS AND END CAPS MUST BE FULL HEIGHT AND SHOULD NOT BE USED ON CMU WALLS, TILED WALLS, OR MANUFACTURED STONE WALLS.

FINISH NOTES

I. ROOMS IDENTIFIED TO RECEIVE TILE ON WALLS MUST INCLUDE METAL TRANSITIONS ON ALL OUTSIDE AND INSIDE CORNERS AS WELL AS THE INTERSECTION BETWEEN FLOOR AND WALL TILE WHERE APPLICABLE FOR A COMPLETE INSTALLATION.

J. ALL WALLS TO BE PAINTED (PNT-1) UNLESS OTHERWISE INDICATED. ALL HOLLOW METAL DOORS AND DOOR FRAMES TO BE PAINTED (PNT-3). ALL GWB & EXPOSED CEILINGS TO BE PAINTED (PNT-2).

K. ALL WINDOW SILLS TO BE SOLID SURFACE (SS-2).

L. ALL SHOWER FLOORS AND SHOWER WALLS TO BE SOLID SURFACE (SS-3).

M. ALL TOILET PARTITIONS TO BE HDPE FINISH (HDP-1).

N. ALL INTERIOR WOOD DOORS TO BE (WD-1).

O. ALL FLOOR TILE TO RECEIVE GROUT FINISH (GR-1). ALL WALL TILE TO RECEIVE GROUT FINISH (GR-2).

P. EXTERIOR WALLS MUST BE CLEANED AND REPAINTED TO MATCH EXISTING CONDITIONS.

Q. SEE I-601 FOR FINISH LEGEND.

REVISIONS

SYM.	DESCRIPTION	DATE	APP.

COMMONWEALTH OF VIRGINIA
JAMIE D. KISSEL
CERTIFIED INTERIOR DESIGNER
5/29/26

within INTERIOR DESIGN
1008 GRANBY STREET
NORFOLK, VA 23510
757-314-0489

MBFA NO.:

MBF ARCHITECTS, P.A.
CERT. NO. 50679
NEW BERN NC

DES. JDK
DR. APG
CHK. JDK
SUBMITTED BY:
DESIGN DIR. CHRIS MAAS
APPROVED: PWO OR OICC DATE
SATISFACTORY TO: DATE

I-601

DEPARTMENT OF THE NAVY NAVAL FACILITIES ENGINEERING SYSTEMS COMMAND

MARINE CORPS BASE

CAMP LEJEUNE, NORTH CAROLINA

REPAIR BEQ G703

SCHEDULES & LEGENDS

SIZE E1 | CODE IDENT. NO. 80091 | NAVFAC DRAWING NO. 60043521

CONSTR. CONTR. NO. N40085-25-B-0051

SCALE AS NOTED | SPEC. 05-25-0051 | SHEET 84 OF 203

File Path: W:\2517 G703 BEQ Renovation CL\Revit\2506 G702 & G703 WID R23.rvt
Print Date: 5/26/2026 7:43:32 AM

REVISIONS			
SYM.	DESCRIPTION	DATE	APP.

FINISH LEGEND

NO.	NAME	LOCATION	MANUFACTURER	MODEL	COLOR	SIZE
CG-1	CORNER GUARD	OUTSIDE CORNERS	INPRO	430	STAINLESS STEEL	3" WING - UP TO CEILING
CP-1	CABINET PULL	CASEWORK DOORS & DRAWERS	HAFELE	101.20.744	STAINLESS STEEL	3" CENTER TO CENTER
FRP-1	FIBERGLASS REINFORCED PLASTIC	DRYER CHASE	MARLITE	PEBBLED	LIGHT GREY	-
GR-1	GROUT	FLOOR TILE (TL-1)	MAPEI	#47	CHARCOAL	1/8" GROUT LINE
GR-2	GROUT	WALL TILE (T-2 & T-3)	MAPEI	#19	PEARL GRAY	1/8" GROUT LINE
HDP-1	TOILET PARTITIONS	RESTROOMS	SCRANTON	ORANGE PEEL	CHARCOAL CRAY	-
HW-1	COUNTERTOP SUPPORT BRACKET	DUTY	HAFELE	287.75.333	BLACK	12"D X10"H
PLAM-1	PLASTIC LAMINATE	CASEWORK	FORMICA	-	BLACKENED LEGNO	-
PNT-1	PAINT	PRIMARY WALLS	SHERWIN WILLIAMS	SW7668	MARCH WIND	-
PNT-2	PAINT	GWB & EXPOSED CEILINGS	SHERWIN WILLIAMS	SW7015	REPOSE GRAY	-
PNT-3	PAINT	DOOR FRAMES	SHERWIN WILLIAMS	SW7068	GRIZZLE GRAY	-
PNT-4	ACCENT PAINT	SQUAD BAYS & WAITING	SHERWIN WILLIAMS	SW9178	IN THE NAVY	-
PNT-5	ACCENT PAINT	SQUAD BAYS & PRIVATE OFFICES	SHERWIN WILLIAMS	SW6397	NANKEEN	-
PNT-6	ACCENT PAINT	SQUAD BAYS	SHERWIN WILLIAMS	SW6866	HEARTTHROB	-
PNT-7	ACCENT PAINT	SQUAD BAYS	SHERWIN WILLIAMS	SW6811	HONORABLE BLUE	-
PNT-8	ACCENT PAINT	SQUAD BAYS	SHERWIN WILLIAMS	SW7072	ONLINE	-
RB-1	RUBBER BASE	OFFICES	JOHNSONITE	4"H MILLWORK, REVEAL PROFILE	CHARCOAL 20	4"
RB-2	RUBBER BASE	DRYER CHASE	MARLITE	M612	BLACK	4"
RES-1	EPOXY RESINOUS FLOORING	SLEEPING ROOMS, OFFICES AND CORRIDORS	STONHARD	STONSHEILD SLT	STEEL GRAY	3/16" THICK
S-1	SIGNAGE FINISH	FONT	2/90 SIGN SYSTEMS	709	CEMENT	-
S-2	SIGNAGE FINISH	BACKGROUND	2/90 SIGN SYSTEMS	204	BLACK	-
S-3	SIGNAGE FINISH	END CAPS	2/90 SIGN SYSTEMS	-	SATIN ALUMINUM	-
SC-1	SEALED CONCRETE	UTILITY SPACES	SCOFIELD	SELECT SEAL PLUS	CLEAR	-
SS-1	SOLID SURFACE	COUNTERTOPS	CORIAN	-	NEUTRAL AGGREGATE	-
SS-2	SOLID SURFACE	WINDOW SILLS	WILSON ART	9195ML	NORTHERN MELANGE	-
SS-3	SOLID SURFACE	SHOWER SURROUNDS	CORIAN	-	GLACIER WHITE	-
T-1	FLOOR TILE	BATHROOMS & JANITOR	CROSSVILLE	SHADES 2.0	THUNDER UPS	12" X 24"
T-2	WALL TILE	BATHROOMS & JANITOR	CROSSVILLE	SHADES 2.0	MIST UPS	12" X 24"
T-3	ACCENT TILE	BATHROOM WALLS	ARCHITESSA	OVERLOOK	BLUE MATTE BRICK	2.36" X 9.44"
T-4	MOSAIC TLE	OUTSIDE SHOWER FLOORS	CROSSVILLE	SHADES 2.0	THUNDER UPS	2" X 2" MOSAIC
TS-2	TRANSITION STRIP	FLOOR TILE TO EPOXY	SCHLUTER	RENO-V	BRUSHED STAINLESS STEEL	-
TS-3	TRANSITION STRIP	TILE INSIDE CORNER	SCHLUTER	DILEX-AHK	BRUSHED STAINLESS STEEL	-
TS-4	TRANSITION STRIP	TILE OUTSIDE CORNER	SCHLUTER	QUADEC	BRUSHED STAINLESS STEEL	-
TS-5	TRANSITION STRIP	WALL TILE TO PAINT	SCHLUTER	RONDEC-DB	BRUSHED STAINLESS STEEL	-
WD-1	WOOD FINISH	WOOD ENTRY DOORS	MASONITE	WHITE OAK PLAIN SLICED	CLEAR	-
WS-1	WINDOW SHADE	ALL EXTERIOR WINDOWS	READ WINDOW PRODUCTS	JUMBLE	BEIGE/GRAY	5% OPENNESS
WS-2	BLACKOUT WINDOW SHADE	SQUAD BAYS	READ WINDOW PRODUCTS	DEFINITIVE	WHITE	-

FINISH NOTES

A. FINISHES INDICATED ARE THE APPROVED BASIS OF DESIGN TO CONVEY COLOR, PATTERN, TEXTURE AND SALIENT CHARACTERISTICS ONLY. THE LISTING OF MANUFACTURER INFORMATION IS NOT INTENDED TO LIMIT THE SELECTION OF PRODUCTS PROVIDED BY OTHER MANUFACTURERS. PRODUCTS MEETING THESE CRITERIA WILL BE CONSIDERED AND MUST BE REVIEWED BY THE INTERIOR DESIGNER OF RECORD (IDOR) AND THE NAVFAC INTERIOR DESIGNER AND APPROVED BY THE CONTRACTING OFFICER.

B. FINISH ITEMS ARE NOT TO BE SUBSTITUTED DUE TO ORDERING LEAD TIMES. IT IS THE CONTRACTOR'S RESPONSIBILITY TO ORDER ALL MATERIALS IN TIME TO AVOID DELAYS.

C. COORDINATE THERMOSTAT LOCATIONS WITH MECHANICAL DRAWINGS AND CONSTRUCTION MANAGER. INSTALL THERMOSTATS NEAR A CORNER OF THE ROOM OR BY LIGHT SWITCHES. DO NOT INSTALL THERMOSTATS IN THE CENTER OF A WALL.

FINISH NOTES

D. ALL INTERIOR FINISHES IN VERTICAL EXIT WAYS, EXIT LOBBIES, AND EXIT CORRIDORS MUST MEET MINIMUM CLASS A RATING.

E. ALL MATERIALS/PRODUCTS ARE TO BE INSTALLED PER MANUFACTURER'S INSTALLATION REQUIREMENTS

F. SPRAY PAINT ELECTRICAL PANELS, ACCESS PANELS, AND EXPANSION JOINTS TO MATCH THE ADJACENT WALL COLOR. PANELS PAINTED BY BRUSH ARE NOT ACCEPTABLE

G. ALL FLOORING TRANSITIONS MUST MEET ABA GUIDELINES. FLOORING TRANSITIONS OCCURRING UNDER DOORS MUST BE CENTERED UNDER DOOR.

H. INSTALL CORNER GUARDS (CG-1) ON ALL OUTSIDE CORNERS. INSTALL END WALL PROTECTORS AT OPEN ENDED WALLS. CORNER GUARDS AND END CAPS MUST BE FULL HEIGHT AND SHOULD NOT BE USED ON CMU WALLS, TILED WALLS, OR MANUFACTURED STONE WALLS.

FINISH NOTES

I. ROOMS IDENTIFIED TO RECEIVE TILE ON WALLS MUST INCLUDE METAL TRANSITIONS ON ALL OUTSIDE AND INSIDE CORNERS AS WELL AS THE INTERSECTION BETWEEN FLOOR AND WALL TILE WHERE APPLICABLE FOR A COMPLETE INSTALLATION.

J. ALL WALLS TO BE PAINTED (PNT-1) UNLESS OTHERWISE INDICATED. ALL HOLLOW METAL DOORS AND DOOR FRAMES TO BE PAINTED (PNT-3). ALL GWB & EXPOSED CEILINGS TO BE PAINTED (PNT-2).

K. ALL WINDOW SILLS TO BE SOLID SURFACE (SS-2).

L. ALL SHOWER FLOORS AND SHOWER WALLS TO BE SOLID SURFACE (SS-3).

M. ALL TOILET PARTITIONS TO BE HDPE FINISH (HDP-1).

N. ALL INTERIOR WOOD DOORS TO BE (WD-1).

O. ALL FLOOR TILE TO RECEIVE GROUT FINISH (GR-1). ALL WALL TILE TO RECEIVE GROUT FINISH (GR-2).

P. EXTERIOR WALLS MUST BE CLEANED AND REPAINTED TO MATCH EXISTING CONDITIONS.

Q. SEE I-601 FOR FINISH LEGEND.

COMMONWEALTH OF VIRGINIA
JOHN D. KISSEL
5/29/26
CERTIFIED INTERIOR DESIGNER

within
INTERIOR DESIGN
1008 GRANBY STREET
NORFOLK, VA 23510
757-394-0485

MBF ARCHITECTS, P.A.
CERT. NO. 50679
NEW BERN N.C.

I-602

MBFA NO:

DES. JDK
DR. APG
CHK. JDK
SUBMITTED BY:
DESIGN DIR. CHRIS MAAS
APPROVED: PWO OR OICC DATE
SATISFACTORY TO: DATE

DEPARTMENT OF THE NAVY NAVAL FACILITIES ENGINEERING SYSTEMS COMMAND

MARINE CORPS BASE

CAMP LEJEUNE, NORTH CAROLINA

REPAIR BEQ G703

SCHEDULES & LEGENDS

SIZE	CODE IDENT. NO.	NAVFAC DRAWING NO.
E1	80091	60043522
		CONSTR. CONTR. NO. N40085-25-B-0051

SCALE AS NOTED SPEC. 05-25-0051 SHEET 85 OF 203

File Path: W:\2517 G703 BEQ Renovation CL\Revit\2506 G702 & G703 WID R23.rvt
Print Date: 5/26/2026 7:43:53 AM

Finish Boards

G703 BEQ Renovation CL
Marine Corps Base, Camp Lejeune, NC
Structural Interior Design Package

within
INTERIOR DESIGN

CG-1 - Outside Corners
Inpro
Stainless Steel Type 430 Corner Guard
*Image similar to finish

RES-1 - Epoxy Resinous Flooring
Stonhard
Stonshield SLT, Steel Gray

PLAM-1 - Plastic Laminate - Casework
Formica
Blackened Legno

SS-1 - Solid Surface - Countertops
Corian
Neutral Aggregate



SS-2 - Solid Surface - Window Sills
Wilson Art
Northern Melange



SS-3 - Solid Surface - Shower Surrounds
Corian
Glacier White



WS-1 - Window Shade - Exterior Window
Read Window Products
Jumble, Beige/Gray 5%

WS-2 - Blackout Window Shade - Squad Bays
Read Window Products
Definitive, White/Blackout

HDP-1 - Toilet Partitions
Scranton
Orange Peel, Charcoal Gray

WD-1 - Wood Entry Doors
Masonite
Clear on White Oak

PNT-1 - Primary Wall Paint
Sherwin Williams
SW7668, March Wind

PNT-2 - GWB & Exposed Ceilings Paint
Sherwin Williams
SW7015, Repose Gray

PNT-3 - Door Frames Paint
Sherwin Williams
SW7068, Grizzle Gray

PNT-4 - Squad Bays & Waiting Paint
Sherwin Williams
SW9178, In the Navy

PNT-5 - Squad Bays & Privte Offices Paint
Sherwin Williams
SW6397, Nankeen

PNT-6 - Squad Bays Paint
Sherwin Williams
SW6866, Heartthrob

PNT-7 - Squad Bays Paint
Sherwin Williams
SW6811, Honorable Blue

PNT-8 - Squad Bays Paint
Sherwin Williams
SW7072, Online

T-1 - Floor Tile - Bathrooms & Janitors - 12 x 24
Crossville
Shades 2.0, Thunder UPS

T-3 - Accent Tile - Bathrooms - 2 x 10
Architessa
Overlook, Blue Matte Brick

T-2 - Wall Tile - Bathrooms & Janitor - 12 x 24
Crossville
Shades 2.0, Mist UPS



T-4 - Floor Tile - Outside of Showers - 2x2
Crossville
Shades 2.0, Thunder UPS

RB-1 - Primary Rubber Base
Tarkett
Reveal Profile, Charcoal 20

FRP-1 - Primary Rubber Base
Marlite
Pebbled, Light Grey



RB-2 - Rubber Base - Dryer Chase
Marlite
M612, Black

S-1 - Signage Finish - Font
2/90 Sign Systems
Black 204

S-2 - Signage Finish - Background
2/90 Sign Systems
Cement 709

S-3 - Signage Finish - End Caps
2/90 Sign Systems
Satin Aluminum

GR-1 - Grout - Floor Tile
Mapei
47 Charcoal

GR-2 - Grout - Wall Tile
Mapei
19 Pearl Gray