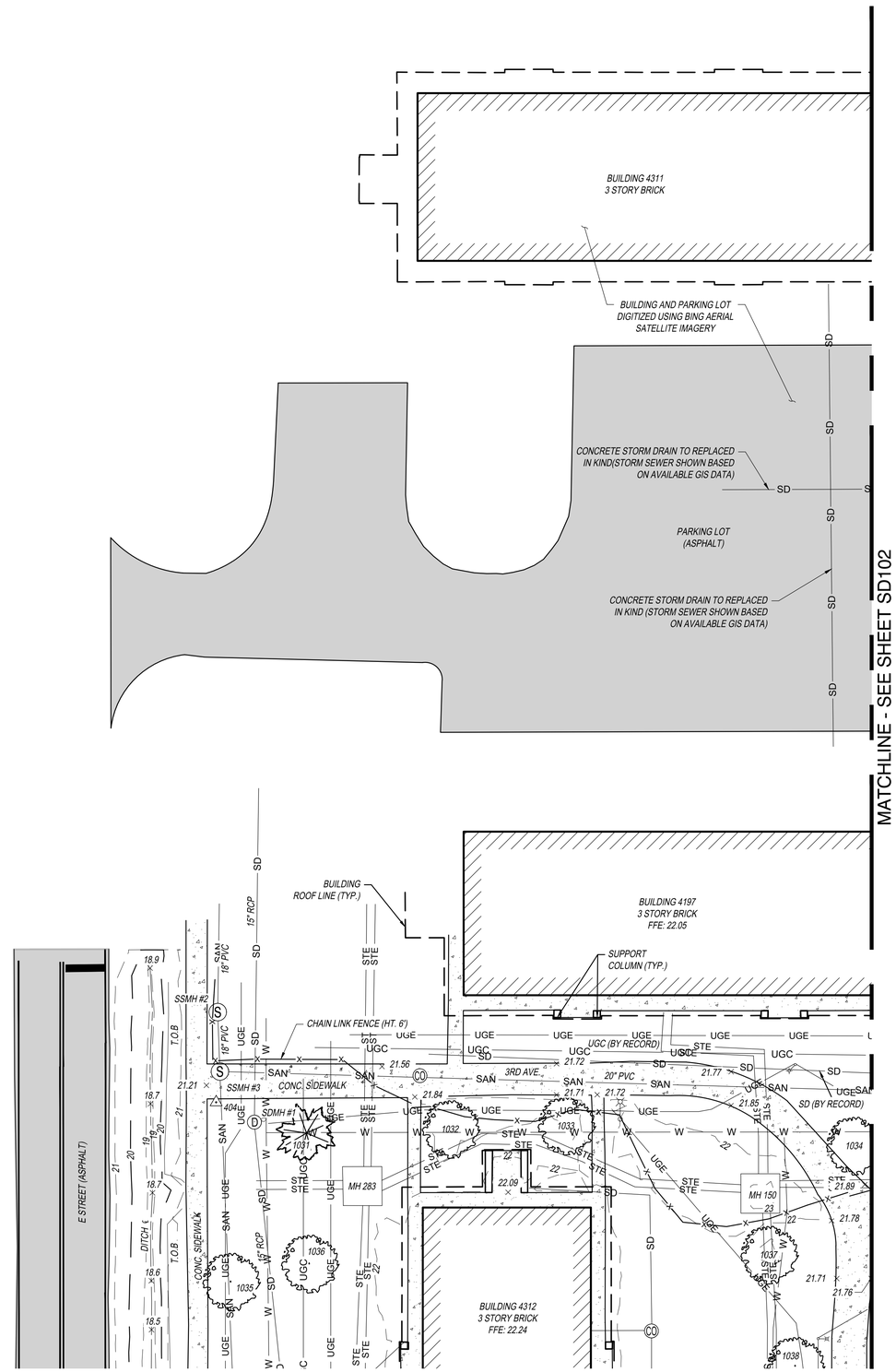

SHEET NOTES

SDMH #1
RIM: 21.98
INV. (15" RCP) 15.69
INV. (15" RCP) 15.55

SSMH #2
RIM: 21.06
INV. (18" PVC) 12.56
INV. (18" PVC) 12.35

SSMH #3
RIM: 21.21
INV. (10" PVC) 13.04
INV. (18" PVC) 12.41
INV. (20" PVC) 12.33

KEY PLAN

		V-101
V-102	V-103	V-104
V-105	V-106	V-107

NORTH

0 20' 40'

SCALE: 1" = 20'

MARK	DESCRIPTION	DATE

NAVFAC

SEAL

CN/MB JV
Clark Nexsen / Michael Baker
JOINT VENTURE

A/E INFO

APPROVED

FOR COMMANDER NAVFAC

ACTIVITY

SATISFACTORY TO DATE

DES N/A | DRW SDP | CHK KJK

PM/OM

BRANCH MANAGER

CHIEF ENG/ARCH

FIRE PROTECTION

DEPARTMENT OF THE NAVY
NAVAL FACILITIES ENGINEERING SYSTEMS COMMAND
NAVFAC DC CORE

NAVAL FACILITIES ENGINEERING SYSTEMS COMMAND ~ MID-ATLANTIC
NAVAL STATION - NORFOLK, VA

HAVELOCK, NC

CHERRY POINT SITE 1

FY 26 USMC BARRACKS 2030

STORM DRAIN REPLACEMENT EXHIBIT

SCALE: AS NOTED
EPROJECT NO.: 1890969
CONSTR. CONTR. NO.
NAVFAC DRAWING NO.
SHEET - OF 11

SD101

DRAWFORM REVISION: 19 DEC 2025

FILE NAME: K:\209988 USMC Barracks DB RFP FY26\05_Working Files\01_Drawings\05_Civil\05_Sheet Files\Storm Sewer Exhibit.dwg LAYOUT NAME: SD101 PLOTTED: Thursday, July 02, 2026 - 10:05am USER: Anthony.Clerici

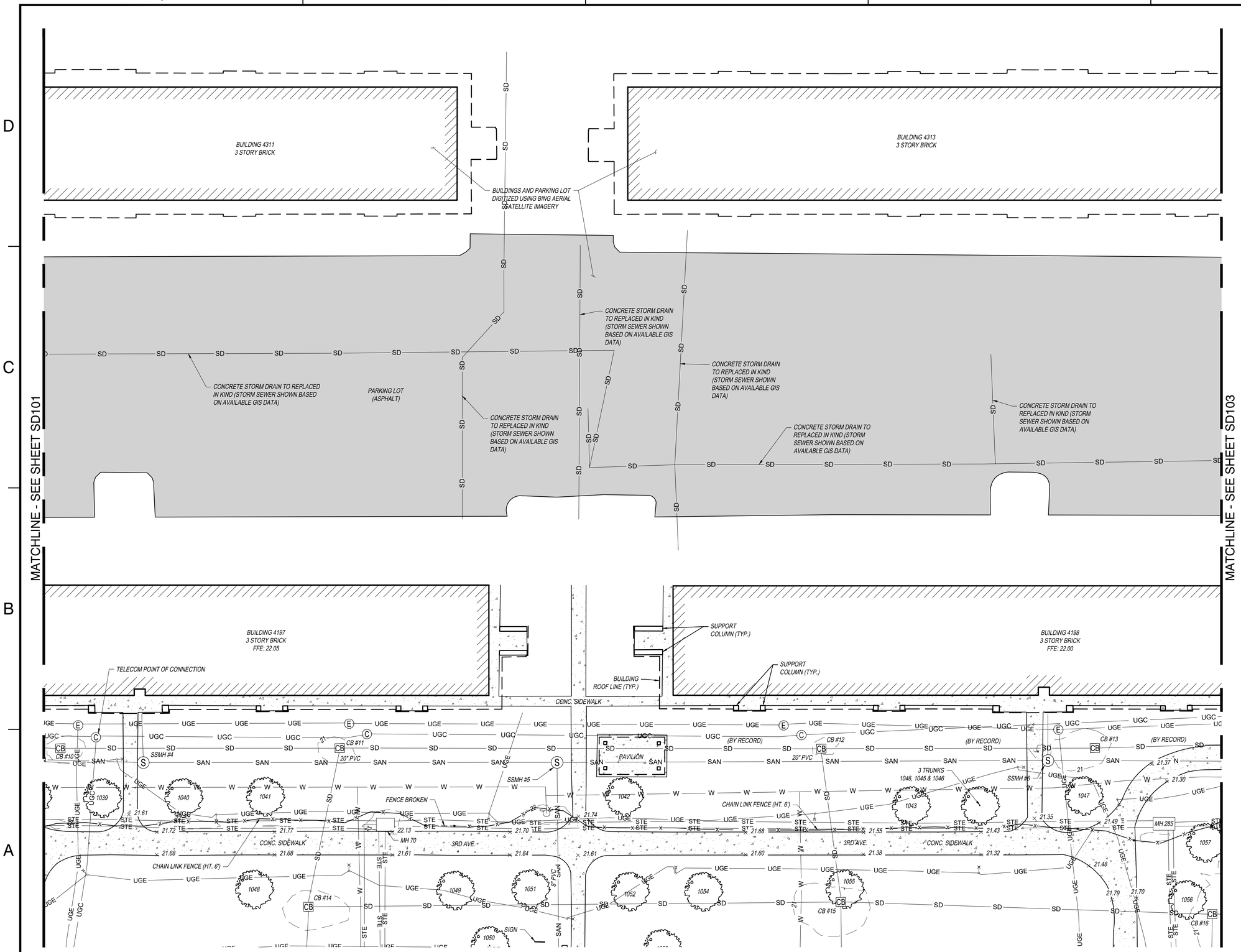

SHEET NOTES

CB #10
RIM: 20.28
FILTER BAG IN PLACE

CB #11
RIM: 21.18
FILTER BAG IN PLACE

CB #12
RIM: 20.60
FILTER BAG IN PLACE

CB #13
RIM: 20.30
FILTER BAG IN PLACE

CB #14
RIM: 20.18
INV. (12" RCP) 15.13
INV. (15" RCP) 14.70

CB #15
RIM: 20.24
INV. (12" RCP) 14.85
INV. (15" RCP) 14.78

CB #16
RIM: 20.53
INV. (8" RCP) 15.31
INV. (15" RCP) 14.52

SSMH #4
RIM: 21.52
INV. (8" PVC) 11.95
INV. (20" PVC) 11.37
INV. (20" PVC) 11.53

SSMH #5
RIM: 21.59
INV. (8" PVC) 11.44
INV. (20" PVC) 11.28
INV. (20" PVC) 11.27

SSMH #6
RIM: 20.97
INV. (8" PVC) 11.07
INV. (20" PVC) 11.05
INV. (20" PVC) 11.03

KEY PLAN

		V-101
V-102	V-103	V-104
V-105	V-106	V-107

NORTH

0 20' 40'

SCALE: 1" = 20'

MARK	DESCRIPTION	DATE

NAVFAC

SEAL

CN/MB JV
Clark Nexsen / Michael Baker
JOINT VENTURE

A/E INFO

APPROVED

FOR COMMANDER NAVFAC

ACTIVITY

SATISFACTORY TO DATE

DES N/A DRW SDP CHK KJK

PM/DM

BRANCH MANAGER

CHIEF ENG/ARCH

FIRE PROTECTION

DEPARTMENT OF THE NAVY
NAVAL FACILITIES ENGINEERING SYSTEMS COMMAND
NAVFAC DC CORE

NAVAL FACILITIES ENGINEERING SYSTEMS COMMAND ~ MID-ATLANTIC
NAVAL STATION - NORFOLK, VA
HAVELOCK, NC
CHERRY POINT SITE 1

FY 26 USMC BARRACKS 2030

STORM DRAIN REPLACEMENT EXHIBIT

SCALE: AS NOTED
EPROJECT NO.: 1890969
CONSTR. CONTR. NO.
NAVFAC DRAWING NO.
SHEET - OF 11

SD102

DRAWFORM REVISION: 19 DEC 2025

FILE NAME: K:\209980 USMC Barracks DB RFP FY26\05_Working Files\01_Drawings\05_Civil\05_Sheet Files\Storm Sewer Exhibit.dwg LAYOUT NAME: SD102 PLOTTED: Thursday, July 02, 2026 - 10:05am USER: Anthony.Clerici

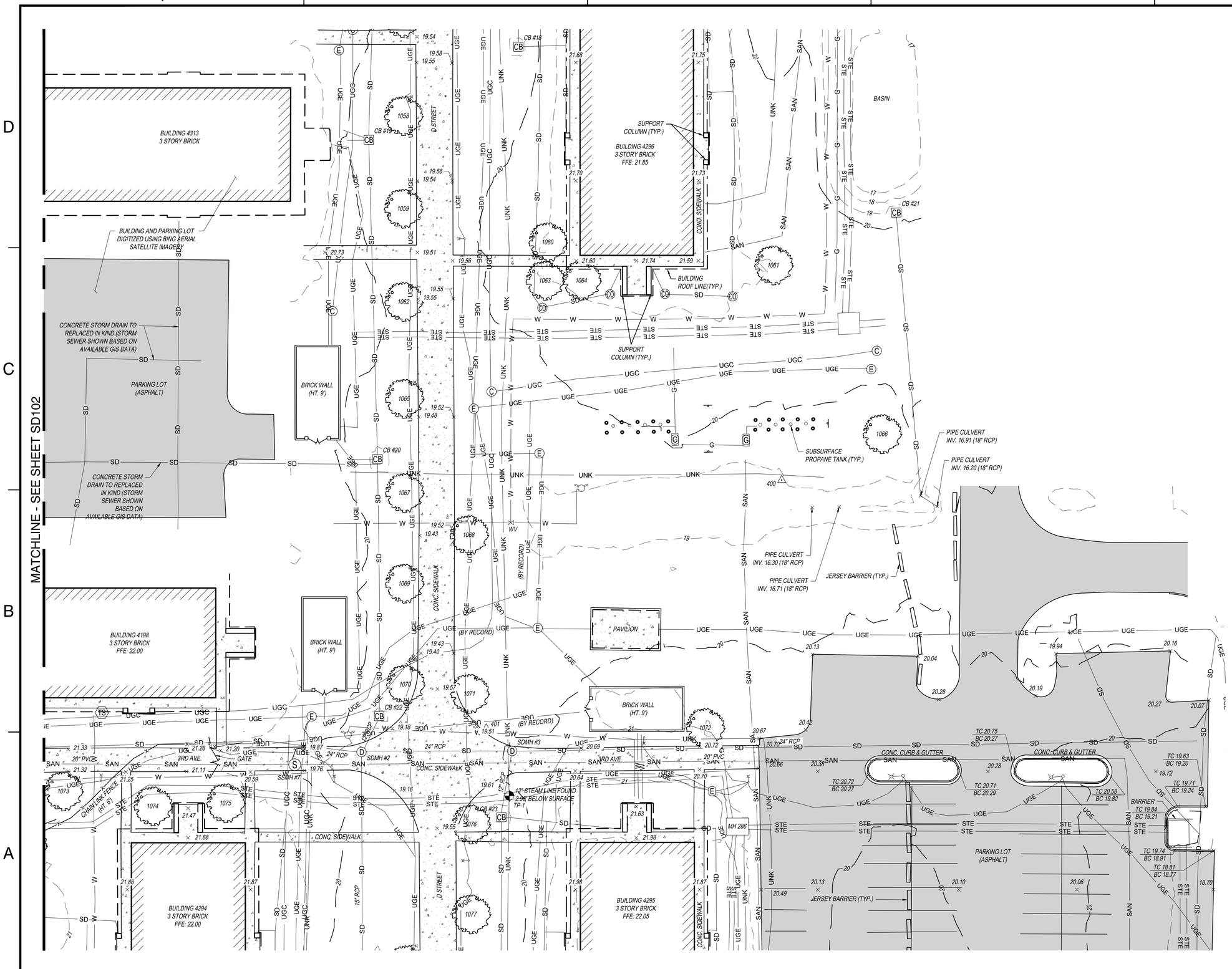

SHEET NOTES

CB #17
RIM: 18.33
INV. (15" RCP) 16.36

CB #18
RIM: 18.65
INV. IN (8 IN PVC) 16.99
INV. (12" RCP) 16.55

CB #19
RIM: 19.03
FLOWLINE INV. 10.24

CB #20
RIM: 18.48
FLOWLINE INV. 9.96

CB #21
RIM: 19.82
INV. (6 IN PVC) 18.11
INV. (18" RCP) 17.24

CB #22
RIM: 18.14
INV. (12" RCP) 14.48

CB #23
RIM: 17.89
INV. (6 IN PVC) 15.52
INV. (12" RCP) 14.39

SDMH #2
RIM: 19.29
INV. (12" RCP) 14.35
INV. (12" RCP) 12.25
INV. (24" RCP) 12.26
INV. (24" RCP) 12.07

SDMH #3
RIM: 20.04
INV. (12" RCP) 14.18
INV. (24" RCP) 11.89
INV. (24" RCP) 11.53

SSMH #7
RIM: 19.86
INV. (4" PVC) 17.62
INV. (20" PVC) 11.20
INV. (20" PVC) 11.01

KEY PLAN

		V-101
V-102	V-103	V-104
V-105	V-106	V-107

NORTH

0 20' 40'

SCALE: 1" = 20'

MARK	DESCRIPTION	DATE

NAVFAC

SEAL

CN/MB JV
Clark Nexsen / Michael Baker
JOINT VENTURE

A/E INFO

APPROVED

FOR COMMANDER NAVFAC

ACTIVITY

SATISFACTORY TO DATE

DES N/A DRW SDP CHK KJK

PM/DM

BRANCH MANAGER

CHIEF ENG/ARCH

FIRE PROTECTION

DEPARTMENT OF THE NAVY
NAVAL FACILITIES ENGINEERING SYSTEMS COMMAND
NAVFAC DC CORE

NAVAL FACILITIES ENGINEERING SYSTEMS COMMAND – MID-ATLANTIC
NAVAL STATION - NORFOLK, VA

HAVELOCK, NC

CHERRY POINT SITE 1

FY 26 USMC BARRACKS 2030

STORM DRAIN REPLACEMENT EXHIBIT

SCALE: AS NOTED

EPROJECT NO.: 1890969

CONSTR. CONTR. NO.

NAVFAC DRAWING NO.

SHEET - OF 11

SD103

DRAWFORM REVISION: 19 DEC 2025

FILE NAME: K:\209969 USMC Barracks DB RFP FY26\05_Working Files\01_Drawings\05_Civil\05_Sheet files\Storm Sewer Exhibit.dwg LAYOUT NAME: SD103 PLOTTED: Thursday, July 02, 2026 - 10:06am USER: Anthony.Clerici