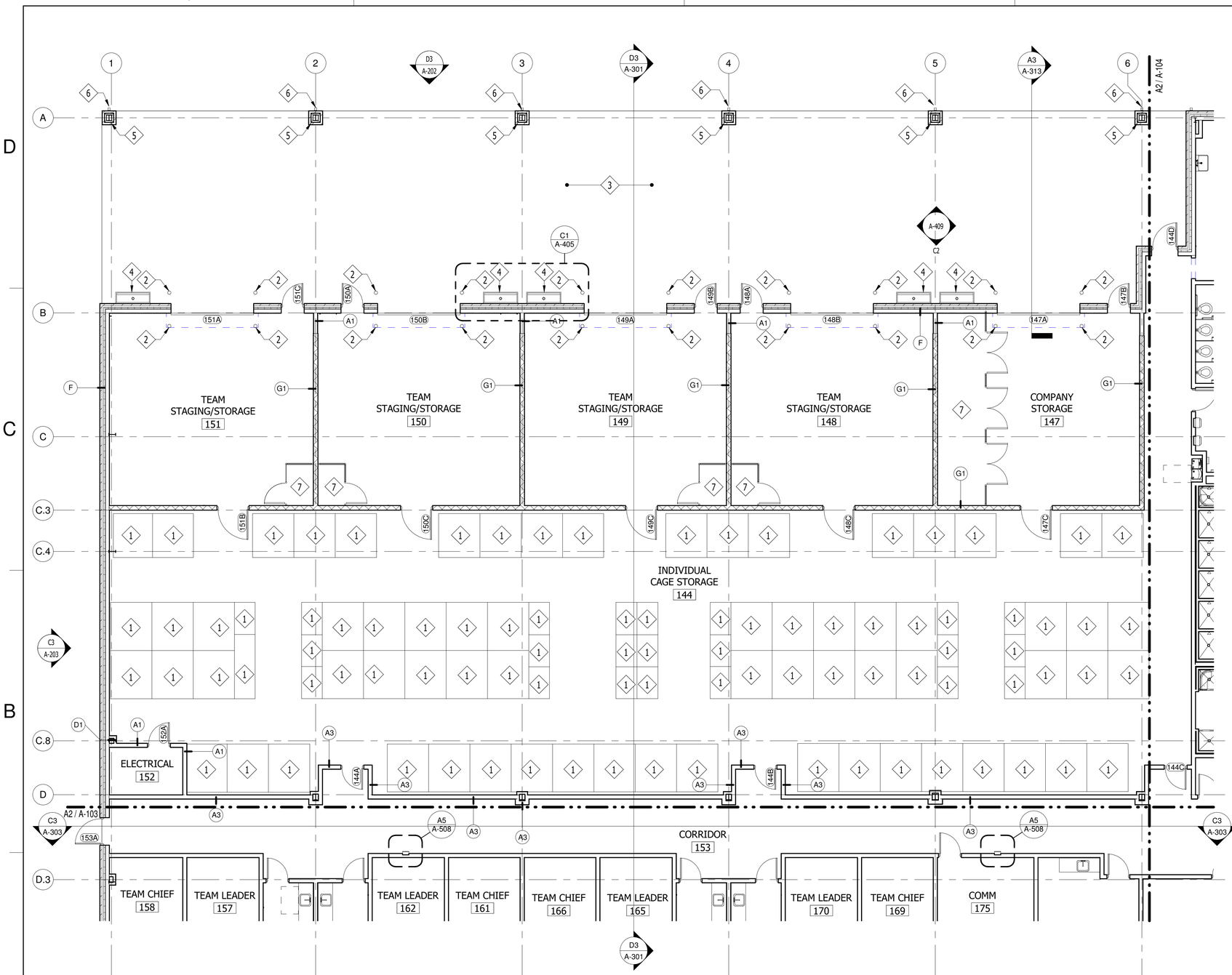

A2 FLOOR PLAN - AREA A

SCALE: 1/8" = 1'-0"

GENERAL CONSTRUCTION NOTES

1. REFERENCE SHEET A-001 FOR SYMBOL LEGEND
2. REFERENCE SHEET A-501 FOR WALL TYPES
3. REFERENCE SHEET A-601 FOR DOOR AND FRAME SCHEDULE
4. REFERENCE SHEET A-605 FOR WINDOW SCHEDULE
5. REFERENCE INTERIOR DESIGN DRAWINGS FOR FINISH SCHEDULE
6. REFERENCE INTERIORS DRAWINGS FOR CASEWORK DIMENSIONS AND DETAILS
7. REFERENCE THE LIFE SAFETY DRAWINGS FOR LOCATIONS OF RATED WALLS AND SMOKE PARTITIONS
8. DIMENSIONS ARE TAKEN FROM FACE OF METAL STUD AND FACE OF CMU
9. DIMENSIONS TO OPENINGS ARE SHOWN TO CENTER OF OPENING AT METAL STUDS AND EXTERIOR OF OPENINGS AT CMU WALLS
10. PROVIDE BACKING AS REQUIRED TO SUPPORT AND MOUNT VARIOUS ALL ATTACHED FIXTURES PER MANUFACTURER'S RECOMMENDATIONS
11. PROVIDE STEEL STUD BACKING FOR ALL TV BRACKETS AS SHOWN ON AUDIO VISUAL DRAWINGS
12. FOR ELECTRICAL BOXES AT STC WALLS, OFFSET ON STUD SPACE AND SEAL OPENINGS THROUGH PARTITIONS
13. PROVIDE FULL HEIGHT STAINLESS STEEL CORNER GUARDS AT EXPOSED CORNERS OF GYPSUM PARTITIONS
14. PROVIDE FIRE RATED PLYWOOD BACKBOARD AT COMM ROOMS
15. FOR LOUVERS, WINDOWS AND STOREFRONT TYPES SEE SHEET A-60X
16. PROVIDE HEAVY DUTY IMPACT RESISTANT GYPSUM BOARD AT THE FOLLOWING ROOMS TO 12'-0" MINIMUM: TEAM STAGING/STORAGE, COMPANY STORAGE, INDIVIDUAL ISSUE CAGE STORAGE, LAUNDRY, ELECTRICAL CLOSET, ENTRY VESTIBULE, LOBBY, AND CORRIDOR

CONSTRUCTION KEYNOTES

1. STORAGE CAGES (FF&E)
2. 8" DIAMETER 4'-0" HIGH STEEL PIPE CONCRETE FILLED BOLLARD
3. CONCRETE SLAB. LIGHT BROOM FINISH
4. GEAR WASH SINK
5. COLUMN
6. 3-3/4" x 5-1/4" DOWNSPOUT
7. WIRE MESH PARTITIONS

1

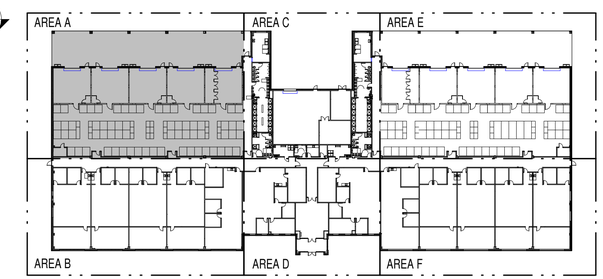

KEY PLAN

SCALE 1" = 60'

GRAPHIC SCALE: 1/8"=1'-0"

8' 0 4' 8' 16'

GRAPHIC SCALE: 1"=60'

60' 0 60' 120'

MBF ARCHITECTS P.A. CERT. NO. 50679 NORTH CAROLINA NEW BERN, NC

SYM	DESCRIPTION	DATE	APPR
1	KEYNOTE CORRECTIONS	2026.06.30	

NAVFAC

DARDEN J. EURE III REGISTERED ARCHITECT 8840 NORTH CAROLINA NEW BERN NC

08 MAY 2026 SEAL

mbf architects pa

317-C Pollock Street | New Bern, NC 28560
252.637.6373 | mbfarchitects.com

A/E INFO

APPROVED

FOR COMMANDER NAVFAC 7/1/2026

ACTIVITY

SATISFACTORY TO

DES	REL	DRW	ESS	CHK	DJE,III

PM/DM	SGL/MDM
BRANCH MANAGER	DJD
CHIEF ENG/ARCH	JWJ
FIRE PROTECTION	HPN

DEPARTMENT OF THE NAVY
NAVAL FACILITIES ENGINEERING SYSTEMS COMMAND
MIDLANT DC CORE
MARINE CORPS BASE

NAVAL FACILITIES ENGINEERING SYSTEMS COMMAND
NAVAL FACILITIES ENGINEERING SYSTEMS COMMAND - MIDATLANTIC
NAVAL STATION - NORFOLK, VA.
CAMP LEJEUNE, NC

P-1550 SOF MARINE RAIDER
BATTALION / COMPANY / TEAM FACILITIES

FLOOR PLAN - AREA A

SCALE:	AS INDICATED
EPROJECT NO.:	1701820
CONSTR. CONTR. NO.	
NAVFAC DRAWING NO.	12903478
SHEET	27 OF 283

A2
CO BLDG

A-102

FINAL SUBMITTAL

DRAWFORM REVISION: 25 AUGUST 2020

S:\projects\2021\2122 MIDLANT CL P-1550 SOF Marine Battalion CompanyTeam Facilities\2122 Design\2122 Dwgs\2122 ARCH 2023_A2.rvt
File
Print 7/1/2026 11:58:28 AM

A2 FLOOR PLAN - AREA B

SCALE: 1/8" = 1'-0"

GENERAL CONSTRUCTION NOTES

1. REFERENCE SHEET A-001 FOR SYMBOL LEGEND
2. REFERENCE SHEET A-501 FOR WALL TYPES
3. REFERENCE SHEET A-601 FOR DOOR AND FRAME SCHEDULE
4. REFERENCE SHEET A-605 FOR WINDOW SCHEDULE
5. REFERENCE INTERIOR DESIGN DRAWINGS FOR FINISH SCHEDULE
6. REFERENCE INTERIORS DRAWINGS FOR CASEWORK DIMENSIONS AND DETAILS
7. REFERENCE THE LIFE SAFETY DRAWINGS FOR LOCATIONS OF RATED WALLS AND SMOKE PARTITIONS
8. DIMENSIONS ARE TAKEN FROM FACE OF METAL STUD AND FACE OF CMU
9. DIMENSIONS TO OPENINGS ARE SHOWN TO CENTER OF OPENING AT METAL STUDS AND EXTERIOR OF OPENINGS AT CMU WALLS
10. PROVIDE BACKING AS REQUIRED TO SUPPORT AND MOUNT VARIOUS ALL ATTACHED FIXTURES PER MANUFACTURER'S RECOMMENDATIONS
11. PROVIDE STEEL STUD BACKING FOR ALL TV BRACKETS AS SHOWN ON AUDIO VISUAL DRAWINGS
12. FOR ELECTRICAL BOXES AT STC WALLS, OFFSET ON STUD SPACE AND SEAL OPENINGS THROUGH PARTITIONS
13. PROVIDE FULL HEIGHT STAINLESS STEEL CORNER GUARDS AT EXPOSED CORNERS OF GYPSUM PARTITIONS
14. PROVIDE FIRE RATED PLYWOOD BACKBOARD AT COMM ROOMS
15. FOR LOUVERS, WINDOWS AND STOREFRONT TYPES SEE SHEET A-60X
16. PROVIDE HEAVY DUTY IMPACT RESISTANT GYPSUM BOARD AT THE FOLLOWING ROOMS TO 12'-0" MINIMUM: TEAM STAGING/STORAGE, COMPANY STORAGE, INDIVIDUAL ISSUE CAGE STORAGE, LAUNDRY, ELECTRICAL CLOSET, ENTRY VESTIBULE, LOBBY, AND CORRIDOR

CONSTRUCTION KEYNOTES

1. LOW PROFILE RAISED ACCESS FLOORING SYSTEM
2. STORAGE CAGES (FF&E)
3. 3-3/4" x 5-1/4" DOWNSPOUT

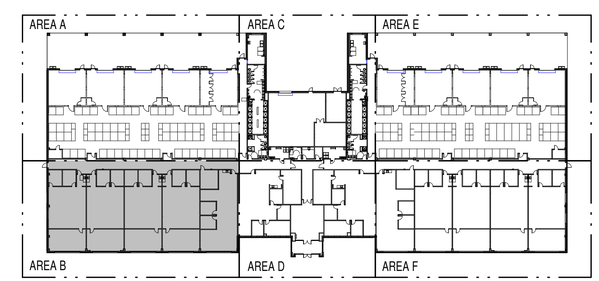

KEY PLAN

SCALE 1" = 60'

GRAPHIC SCALE: 1/8"=1'-0"

8' 0 4' 8' 16'

GRAPHIC SCALE: 1"=60'

60' 0 60' 120'

SYM	DESCRIPTION	DATE	APPR
2	KEYNOTE CORRECTIONS	2026.06.30	
1	REVISIONS	2026.06.04	

NAVFAC

DARDEN J. EURE, III REGISTERED ARCHITECT 8640 NORTH CAROLINA NEW BERN NC

08 MAY 2026 SEAL

mbf architects pa
317-C Pollock Street | New Bern, NC 28560
252.637.6373 | mbfarchitects.com
A/E INFO

APPROVED
FOR COMMANDER NAVFAC 7/1/2026
ACTIVITY

SATISFACTORY TO

DES	REL	DRW	ESS	CHK	DJE,III
PM/DM	SGL/MDM				
BRANCH MANAGER	DJD				
CHIEF ENG/ARCH	JWJ				
FIRE PROTECTION	HPN				

DEPARTMENT OF THE NAVY
NAVAL FACILITIES ENGINEERING SYSTEMS COMMAND
MIDLANT DC CORE
MARINE CORPS BASE

NAVAL FACILITIES ENGINEERING SYSTEMS COMMAND
NAVAL STATION - NORFOLK, VA
CAMP LEJEUNE, NC

P-1550 SOF MARINE RAIDER BATTALION / COMPANY / TEAM FACILITIES

FLOOR PLAN - AREA B

SCALE: AS INDICATED
EPROJECT NO.: 1701820
CONSTR. CONTR. NO.

MBF ARCHITECTS P.A. REGISTERED ARCHITECTURAL CORPORATION CERT. NO. 50679 NORTH CAROLINA NEW BERN NC

NAVFAC DRAWING NO. 12903479
SHEET 28 OF 283

A2
CO BLDG

A-103

FINAL SUBMITTAL

DRAWFORM REVISION: 25 AUGUST 2020

S:\projects\2021\2122 MIDLANT CL P-1550 SOF Marine Battalion Company Team Facilities\2122 Design\2122 Dwgs\2122 ARCH 2023_A2.rvt
7/1/2026 11:58:29 AM
File
Print

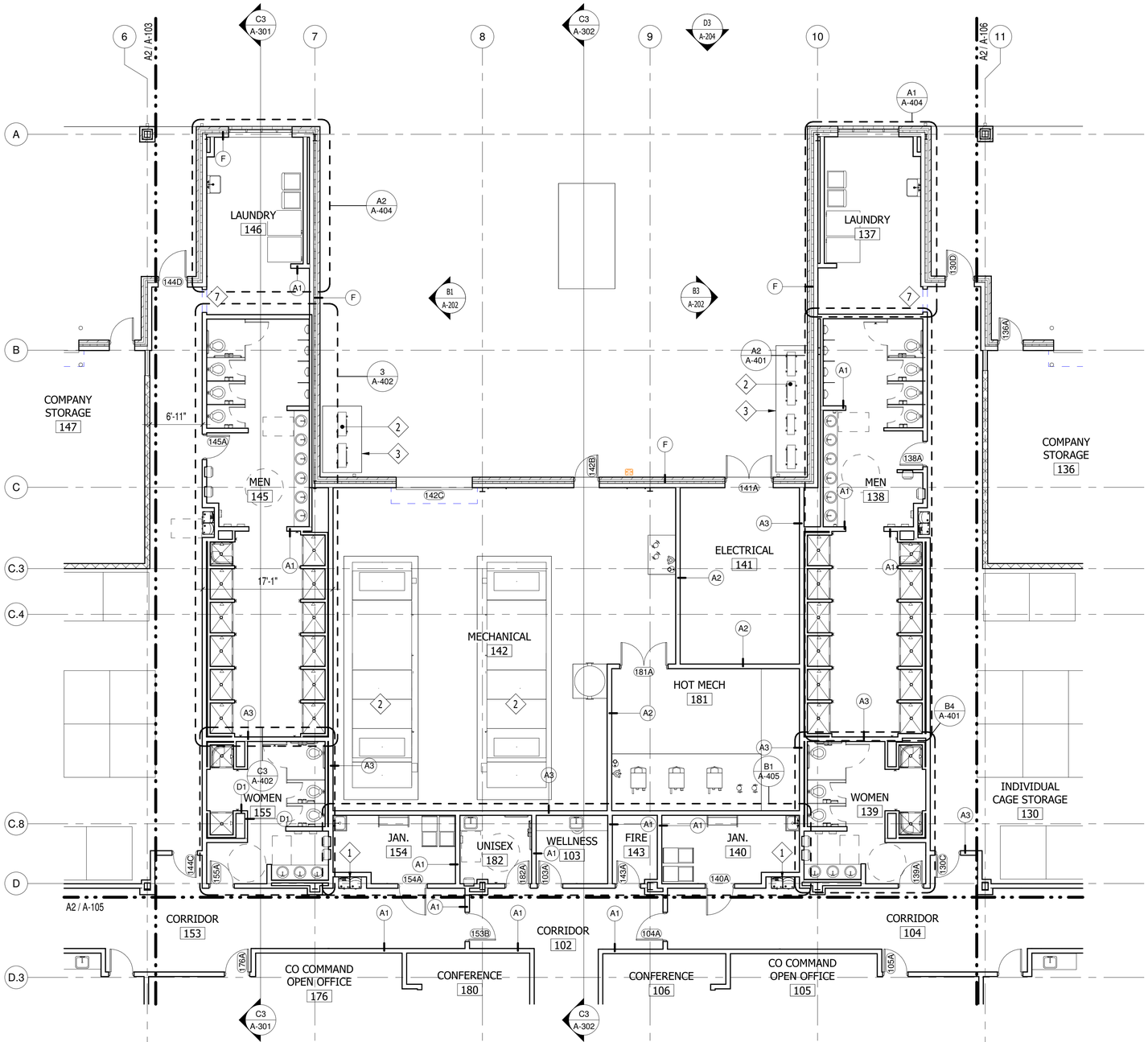

A2 FLOOR PLAN - AREA C

SCALE: 1/8" = 1'-0"

GENERAL CONSTRUCTION NOTES

1. REFERENCE SHEET A-001 FOR SYMBOL LEGEND
2. REFERENCE SHEET A-501 FOR WALL TYPES
3. REFERENCE SHEET A-601 FOR DOOR AND FRAME SCHEDULE
4. REFERENCE SHEET A-605 FOR WINDOW SCHEDULE
5. REFERENCE INTERIOR DESIGN DRAWINGS FOR FINISH SCHEDULE
6. REFERENCE INTERIORS DRAWINGS FOR CASEWORK DIMENSIONS AND DETAILS
7. REFERENCE THE LIFE SAFETY DRAWINGS FOR LOCATIONS OF RATED WALLS AND SMOKE PARTITIONS
8. DIMENSIONS ARE TAKEN FROM FACE OF METAL STUD AND FACE OF CMU
9. DIMENSIONS TO OPENINGS ARE SHOWN TO CENTER OF OPENING AT METAL STUDS AND EXTERIOR OF OPENINGS AT CMU WALLS
10. PROVIDE BACKING AS REQUIRED TO SUPPORT AND MOUNT VARIOUS ALL ATTACHED FIXTURES PER MANUFACTURER'S RECOMMENDATIONS
11. PROVIDE STEEL STUD BACKING FOR ALL TV BRACKETS AS SHOWN ON AUDIO VISUAL DRAWINGS
12. FOR ELECTRICAL BOXES AT STC WALLS, OFFSET ON STUD SPACE AND SEAL OPENINGS THROUGH PARTITIONS
13. PROVIDE FULL HEIGHT STAINLESS STEEL CORNER GUARDS AT EXPOSED CORNERS OF GYPSUM PARTITIONS
14. PROVIDE FIRE RATED PLYWOOD BACKBOARD AT COMM ROOMS
15. FOR LOUVERS, WINDOWS AND STOREFRONT TYPES SEE SHEET A-60X
16. PROVIDE HEAVY DUTY IMPACT RESISTANT GYPSUM BOARD AT THE FOLLOWING ROOMS TO 12'-0" MINIMUM: TEAM STAGING/STORAGE, COMPANY STORAGE, INDIVIDUAL ISSUE CAGE STORAGE, LAUNDRY, ELECTRICAL CLOSET, ENTRY VESTIBULE, LOBBY, AND CORRIDOR

CONSTRUCTION KEYNOTES

1. ACCESSIBLE ELECTRIC WATER COOLER
2. MECHANICAL EQUIPMENT
3. MECHANICAL EQUIPMENT PAD, COORDINATE EXACT SIZE AND LOCATION OF EQUIPMENT PAS WITH THE EQUIPMENT PROVIDED.
4. NOT USED
5. 3-3/4" x 5-1/4" DOWNSPOUT
6. 3-3/4" x 5-1/4" DOWNSPOUT
7. 3'-6" x 7'-2" CASED OPENING

1

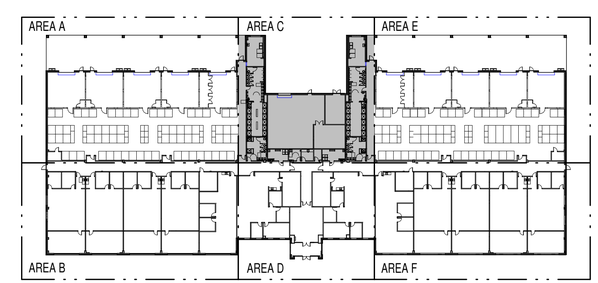

KEY PLAN

SCALE 1" = 60'

GRAPHIC SCALE: 1/8"=1'-0"

GRAPHIC SCALE: 1"=60'

SYM	DESCRIPTION	DATE	APPR
1	KEYNOTE CORRECTIONS	2026.06.30	

NAVFAC

DARDEN J. EURE III REGISTERED ARCHITECT 8840 NORTH CAROLINA NEW BERN NC

08 MAY 2026 SEAL

mbf architects pa

317-C Pollock Street | New Bern, NC 28560
252.637.6373 | mbfarchitects.com

A/E INFO

APPROVED

FOR COMMANDER NAVFAC 7/1/2026

ACTIVITY

SATISFACTORY TO

DES	REL	DRW	ESS	CHK	DJE,III
PM/DM					SGL/MDM
BRANCH MANAGER					DJD
CHIEF ENG/ARCH					JWJ
FIRE PROTECTION					HPN

DEPARTMENT OF THE NAVY
NAVAL FACILITIES ENGINEERING SYSTEMS COMMAND
MIDLANT DC CORE
MARINE CORPS BASE

NAVAL FACILITIES ENGINEERING SYSTEMS COMMAND ~ MIDATLANTIC
NAVAL STATION - NORFOLK, VA
CAMP LEJEUNE, NC

P-1550 SOF MARINE RAIDER BATTALION / COMPANY / TEAM FACILITIES

FLOOR PLAN - AREA C

SCALE: AS INDICATED
EPROJECT NO.: 1701820
CONSTR. CONTR. NO.

MBF ARCHITECTS P.A. REGISTERED ARCHITECTURAL CORPORATION CERT. NO. 50679 NORTH CAROLINA NEW BERN N.C.

A2
CO BLDG

NAVFAC DRAWING NO.
12903480
SHEET 29 OF 283
A-104

FINAL SUBMITTAL

DRAWFORM REVISION: 25 AUGUST 2020

S:\projects\2021\2122 MIDLANT CL P-1550 SOF Marine Battalion Company\Team Facilities\2122 Design\2122 Dwgs\2122 ARCH 2023_A2.rvt
File
Print 7/1/2026 11:58:33 AM

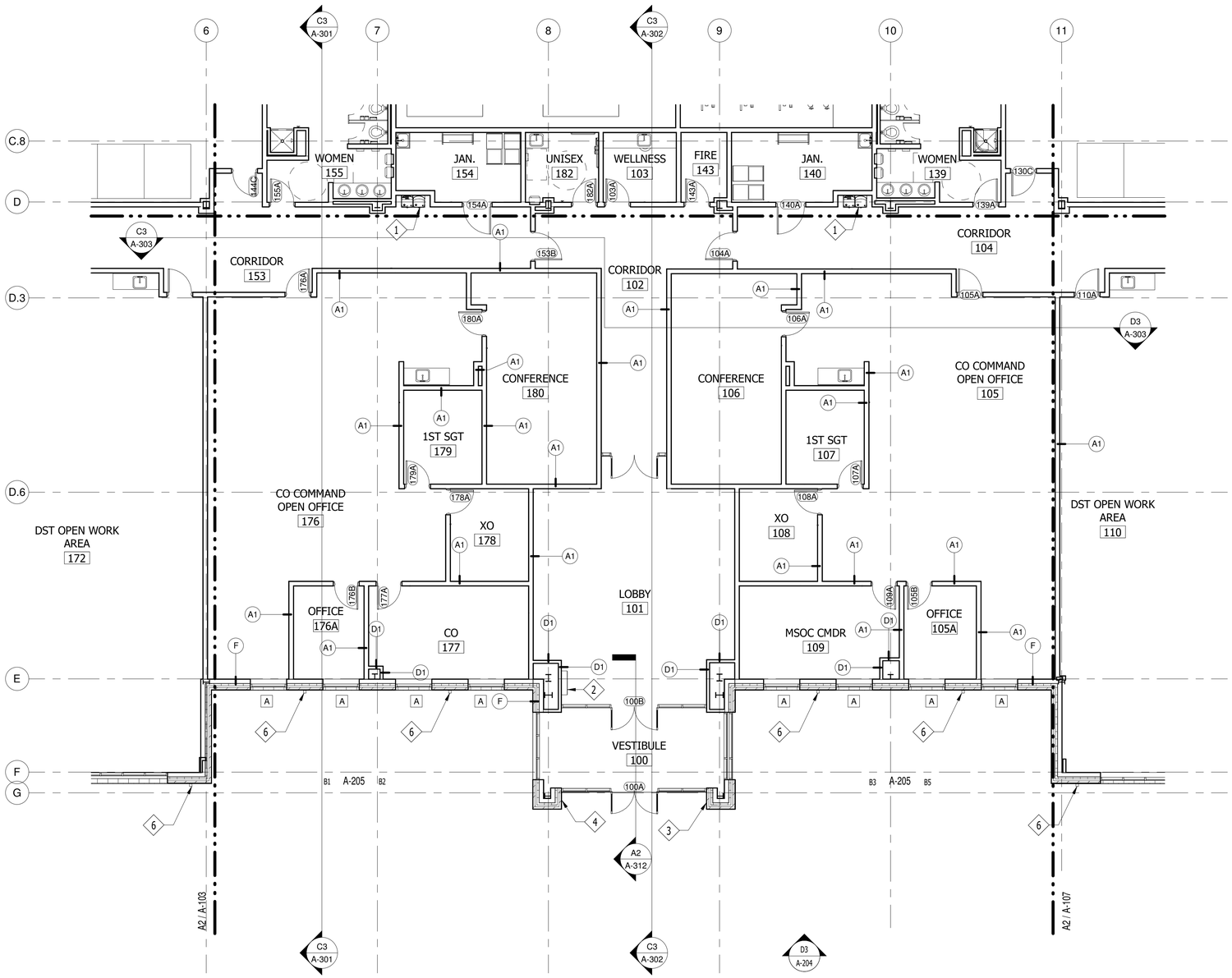

A2 FLOOR PLAN - AREA D

SCALE: 1/8" = 1'-0"

GENERAL CONSTRUCTION NOTES

1. REFERENCE SHEET A-001 FOR SYMBOL LEGEND
2. REFERENCE SHEET A-501 FOR WALL TYPES
3. REFERENCE SHEET A-601 FOR DOOR AND FRAME SCHEDULE
4. REFERENCE SHEET A-605 FOR WINDOW SCHEDULE
5. REFERENCE INTERIOR DESIGN DRAWINGS FOR FINISH SCHEDULE
6. REFERENCE INTERIORS DRAWINGS FOR CASEWORK DIMENSIONS AND DETAILS
7. REFERENCE THE LIFE SAFETY DRAWINGS FOR LOCATIONS OF RATED WALLS AND SMOKE PARTITIONS
8. DIMENSIONS ARE TAKEN FROM FACE OF METAL STUD AND FACE OF CMU
9. DIMENSIONS TO OPENINGS ARE SHOWN TO CENTER OF OPENING AT METAL STUDS AND EXTERIOR OF OPENINGS AT CMU WALLS
10. PROVIDE BACKING AS REQUIRED TO SUPPORT AND MOUNT VARIOUS ALL ATTACHED FIXTURES PER MANUFACTURER'S RECOMMENDATIONS
11. PROVIDE STEEL STUD BACKING FOR ALL TV BRACKETS AS SHOWN ON AUDIO VISUAL DRAWINGS
12. FOR ELECTRICAL BOXES AT STC WALLS, OFFSET ON STUD SPACE AND SEAL OPENINGS THROUGH PARTITIONS
13. PROVIDE FULL HEIGHT STAINLESS STEEL CORNER GUARDS AT EXPOSED CORNERS OF GYPSUM PARTITIONS
14. PROVIDE FIRE RATED PLYWOOD BACKBOARD AT COMM ROOMS
15. FOR LOUVERS, WINDOWS AND STOREFRONT TYPES SEE SHEET A-60X
16. PROVIDE HEAVY DUTY IMPACT RESISTANT GYPSUM BOARD AT THE FOLLOWING ROOMS TO 12'-0" MINIMUM: TEAM STAGING/STORAGE, COMPANY STORAGE, INDIVIDUAL ISSUE CAGE STORAGE, LAUNDRY, ELECTRICAL CLOSET, ENTRY VESTIBULE, LOBBY, AND CORRIDOR

CONSTRUCTION KEYNOTES

1. ACCESSIBLE ELECTRIC WATER COOLER
2. CELL PHONE LOCKER, SEE DETAIL B1/A-514
3. CLEARING BARREL
4. KNOX BOX (GFCI)
5. NOT USED
6. 3-3/4" x 5-1/4" DOWNSPOUT

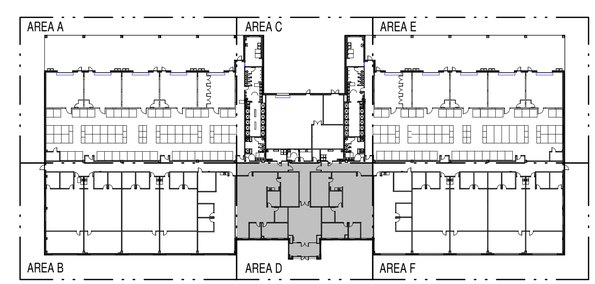

KEY PLAN

SCALE 1" = 60'

GRAPHIC SCALE: 1/8"=1'-0"

8' 0 4' 8' 16'

GRAPHIC SCALE: 1"=60'

60' 0 60' 120'

SYM	DESCRIPTION	DATE	APPR
1	KEYNOTE CORRECTIONS	2026.06.30	

NAVFAC

DARDEN J. EURE, III REGISTERED ARCHITECT 8640 NORTH CAROLINA NEW BERN NC

08 MAY 2026 SEAL

mbf architects pa

317-C Pollock Street | New Bern, NC 28560
252.637.6373 | mbfarchitects.com

A/E INFO

APPROVED

FOR COMMANDER NAVFAC 7/1/2026

ACTIVITY

SATISFACTORY TO

DES	REL	DRW	ESS	CHK	DJE,III
PM/DM					SGL/MDM
BRANCH MANAGER					DJD
CHIEF ENG/ARCH					JWJ
FIRE PROTECTION					HPN

DEPARTMENT OF THE NAVY
NAVAL FACILITIES ENGINEERING SYSTEMS COMMAND
MIDLANT DC CORE
MARINE CORPS BASE

NAVAL FACILITIES ENGINEERING SYSTEMS COMMAND ~ MIDATLANTIC
NAVAL STATION - NORFOLK, VA
CAMP LEJEUNE, NC

P-1550 SOF MARINE RAIDER BATTALION / COMPANY / TEAM FACILITIES

FLOOR PLAN - AREA D

SCALE: AS INDICATED

EPROJECT NO.: 1701820

CONSTR. CONTR. NO.

NAVFAC DRAWING NO. 12903481

SHEET 30 OF 283

A-105

A2
CO BLDG

MBF ARCHITECTS P.A. REGISTERED ARCHITECTURAL CORPORATION CERT. NO. 50679 NORTH CAROLINA NEW BERN N.C.

FINAL SUBMITTAL

DRAWFORM REVISION: 25 AUGUST 2020

S:\projects\2021\2122 MIDLANT CL P-1550 SOF Marine Battalion Company\Team Facilities\2122 Design\2122 Dwgs\2122 ARCH 2023_A2.rvt
File
Print 7/1/2026 11:58:36 AM

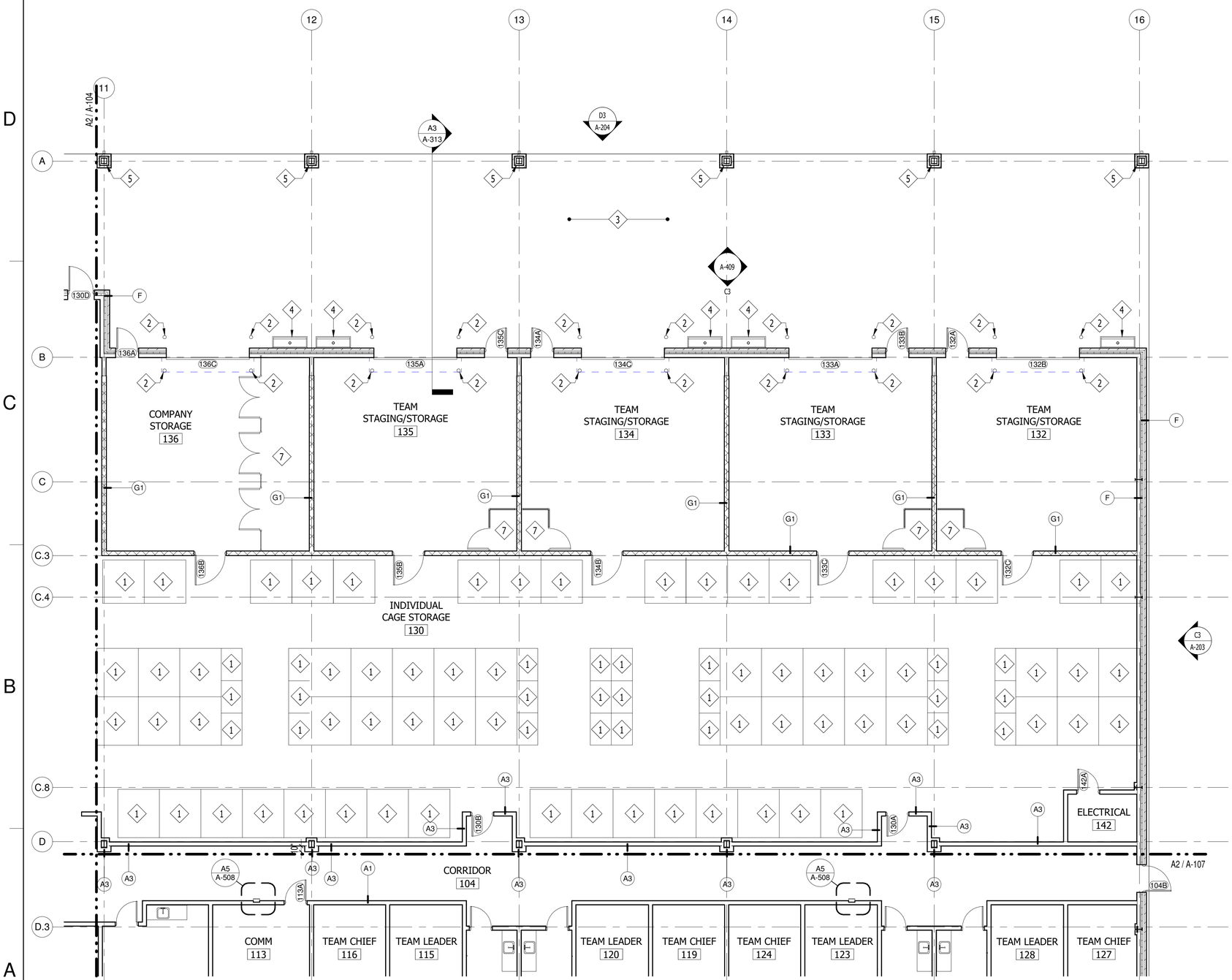

A2 FLOOR PLAN - AREA E

SCALE: 1/8" = 1'-0"

GENERAL CONSTRUCTION NOTES

1. REFERENCE SHEET A-001 FOR SYMBOL LEGEND
2. REFERENCE SHEET A-501 FOR WALL TYPES
3. REFERENCE SHEET A-601 FOR DOOR AND FRAME SCHEDULE
4. REFERENCE SHEET A-605 FOR WINDOW SCHEDULE
5. REFERENCE INTERIOR DESIGN DRAWINGS FOR FINISH SCHEDULE
6. REFERENCE INTERIORS DRAWINGS FOR CASEWORK DIMENSIONS AND DETAILS
7. REFERENCE THE LIFE SAFETY DRAWINGS FOR LOCATIONS OF RATED WALLS AND SMOKE PARTITIONS
8. DIMENSIONS ARE TAKEN FROM FACE OF METAL STUD AND FACE OF CMU
9. DIMENSIONS TO OPENINGS ARE SHOWN TO CENTER OF OPENING AT METAL STUDS AND EXTERIOR OF OPENINGS AT CMU WALLS
10. PROVIDE BACKING AS REQUIRED TO SUPPORT AND MOUNT VARIOUS ALL ATTACHED FIXTURES PER MANUFACTURER'S RECOMMENDATIONS
11. PROVIDE STEEL STUD BACKING FOR ALL TV BRACKETS AS SHOWN ON AUDIO VISUAL DRAWINGS
12. FOR ELECTRICAL BOXES AT STC WALLS, OFFSET ON STUD SPACE AND SEAL OPENINGS THROUGH PARTITIONS
13. PROVIDE FULL HEIGHT STAINLESS STEEL CORNER GUARDS AT EXPOSED CORNERS OF GYPSUM PARTITIONS
14. PROVIDE FIRE RATED PLYWOOD BACKBOARD AT COMM ROOMS
15. FOR LOUVERS, WINDOWS AND STOREFRONT TYPES SEE SHEET A-60X
16. PROVIDE HEAVY DUTY IMPACT RESISTANT GYPSUM BOARD AT THE FOLLOWING ROOMS TO 12'-0" MINIMUM: TEAM STAGING/STORAGE, COMPANY STORAGE, INDIVIDUAL ISSUE CAGE STORAGE, LAUNDRY, ELECTRICAL CLOSET, ENTRY VESTIBULE, LOBBY, AND CORRIDOR

CONSTRUCTION KEYNOTES

1. STORAGE CAGES (FF&E)
2. 8" DIAMETER 4'-0" HIGH STEEL PIPE CONCRETE FILLED BOLLARD
3. CONCRETE SLAB. LIGHT BROOM FINISH
4. GEAR WASH SINK
5. COLUMN
6. 3-3/4" x 5-1/4" DOWNSPOUT
7. WIRE MESH PARTITIONS

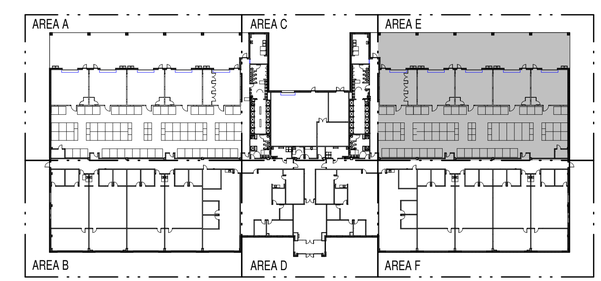

KEY PLAN

SCALE 1" = 60'

GRAPHIC SCALE: 1/8"=1'-0"

GRAPHIC SCALE: 1"=60'

SYM	DESCRIPTION	DATE	APPR
1	KEYNOTE CORRECTIONS	2026.06.30	

NAVFAC

DARDEN J. EURE III REGISTERED ARCHITECT 8840 NORTH CAROLINA NEW BERN NC

08 MAY 2026 SEAL

mbf architects pa

317-C Pollock Street | New Bern, NC 28560
252.637.6373 | mbfarchitects.com

A/E INFO

APPROVED

FOR COMMANDER NAVFAC 7/1/2026

ACTIVITY

SATISFACTORY TO

DES	REL	DRW	ESS	CHK	DJE,III
PM/DM					SGL/MDM
BRANCH MANAGER					DJD
CHIEF ENG/ARCH					JWJ
FIRE PROTECTION					HPN

DEPARTMENT OF THE NAVY
NAVAL FACILITIES ENGINEERING SYSTEMS COMMAND
MIDLANT DC CORE
MARINE CORPS BASE

NAVAL FACILITIES ENGINEERING SYSTEMS COMMAND ~ MIDATLANTIC
NAVAL STATION - NORFOLK, VA.
CAMP LEJEUNE, NC

P-1550 SOF MARINE RAIDER BATTALION / COMPANY / TEAM FACILITIES

FLOOR PLAN - AREA E

SCALE: AS INDICATED

EPROJECT NO.: 1701820

CONSTR. CONTR. NO.

NAVFAC DRAWING NO. 12903482

SHEET 31 OF 283

A2 CO BLDG

A-106

MBF ARCHITECTS P.A. REGISTERED ARCHITECTURAL CORPORATION CERT. NO. 50679 NORTH CAROLINA NEW BERN N.C.

FINAL SUBMITTAL

DRAWFORM REVISION: 25 AUGUST 2020

S:\projects\2021\2122 MIDLANT CL P-1550 SOF Marine Battalion CompanyTeam Facilities\2122 Design\2122 Dwgs\2122 ARCH 2023_A2.rvt

File 7/1/2026 11:58:38 AM

Print

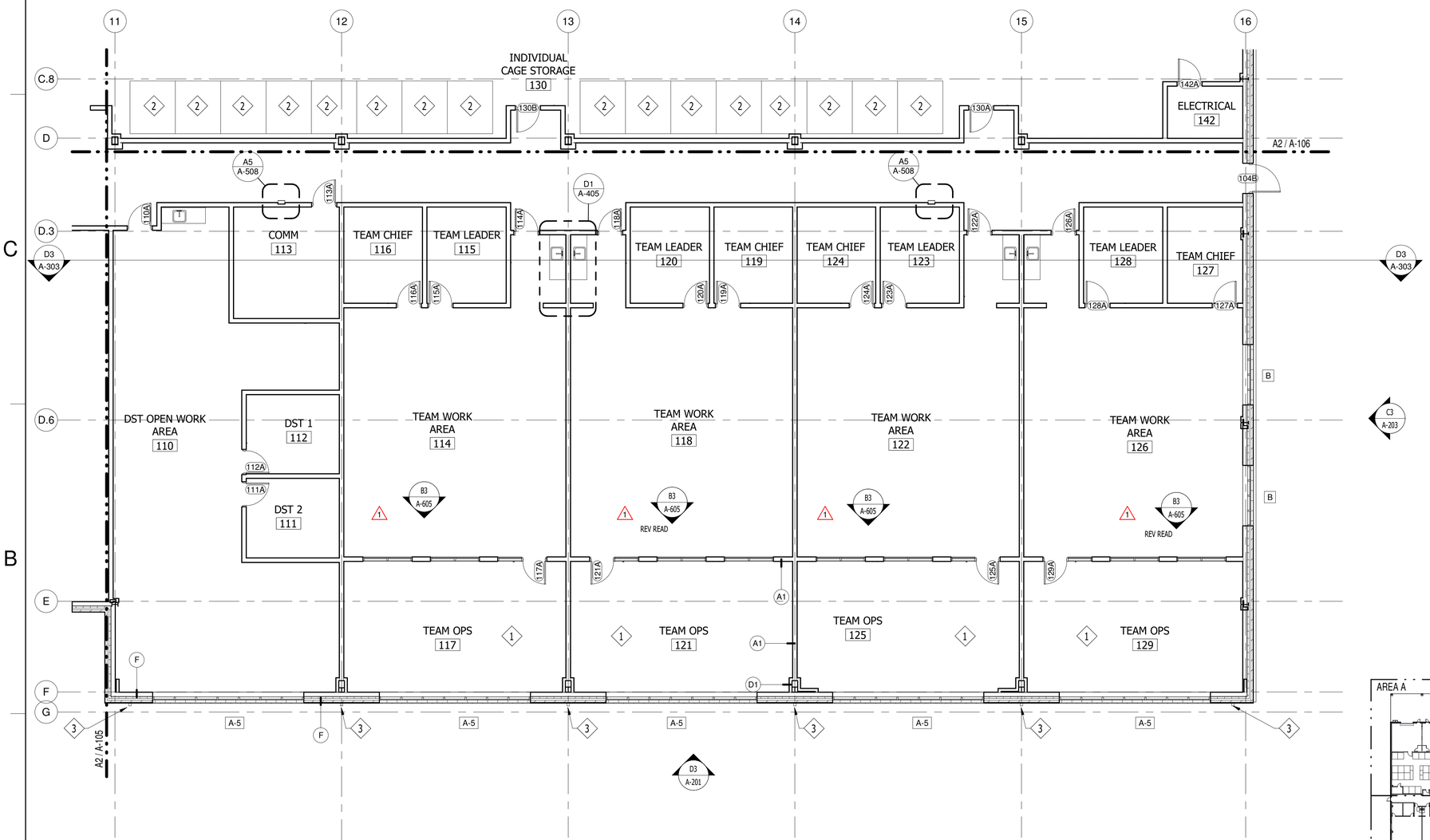

A2 FLOOR PLAN - AREA F

SCALE: 1/8" = 1'-0"

GENERAL CONSTRUCTION NOTES

1. REFERENCE SHEET A-001 FOR SYMBOL LEGEND
2. REFERENCE SHEET A-501 FOR WALL TYPES
3. REFERENCE SHEET A-601 FOR DOOR AND FRAME SCHEDULE
4. REFERENCE SHEET A-605 FOR WINDOW SCHEDULE
5. REFERENCE INTERIOR DESIGN DRAWINGS FOR FINISH SCHEDULE
6. REFERENCE INTERIORS DRAWINGS FOR CASEWORK DIMENSIONS AND DETAILS
7. REFERENCE THE LIFE SAFETY DRAWINGS FOR LOCATIONS OF RATED WALLS AND SMOKE PARTITIONS
8. DIMENSIONS ARE TAKEN FROM FACE OF METAL STUD AND FACE OF CMU
9. DIMENSIONS TO OPENINGS ARE SHOWN TO CENTER OF OPENING AT METAL STUDS AND EXTERIOR OF OPENINGS AT CMU WALLS
10. PROVIDE BACKING AS REQUIRED TO SUPPORT AND MOUNT VARIOUS ALL ATTACHED FIXTURES PER MANUFACTURER'S RECOMMENDATIONS
11. PROVIDE STEEL STUD BACKING FOR ALL TV BRACKETS AS SHOWN ON AUDIO VISUAL DRAWINGS
12. FOR ELECTRICAL BOXES AT STC WALLS, OFFSET ON STUD SPACE AND SEAL OPENINGS THROUGH PARTITIONS
13. PROVIDE FULL HEIGHT STAINLESS STEEL CORNER GUARDS AT EXPOSED CORNERS OF GYPSUM PARTITIONS
14. PROVIDE FIRE RATED PLYWOOD BACKBOARD AT COMM ROOMS
15. FOR LOUVERS, WINDOWS AND STOREFRONT TYPES SEE SHEET A-60X
16. PROVIDE HEAVY DUTY IMPACT RESISTANT GYPSUM BOARD AT THE FOLLOWING ROOMS TO 12'-0" MINIMUM: TEAM STAGING/STORAGE, COMPANY STORAGE, INDIVIDUAL ISSUE CAGE STORAGE, LAUNDRY, ELECTRICAL CLOSET, ENTRY VESTIBULE, LOBBY, AND CORRIDOR

CONSTRUCTION KEYNOTES

1. LOW PROFILE RAISED ACCESS FLOORING SYSTEM
2. STORAGE CAGES (FF&E)
3. 3-3/4" x 5-1/4" DOWNSPOUT

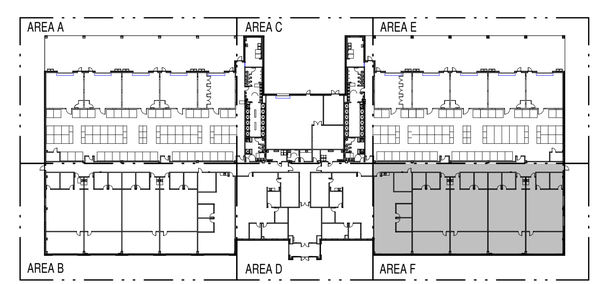

KEY PLAN

SCALE 1" = 60'

GRAPHIC SCALE: 1/8"=1'-0"

8' 0 4' 8' 16'

GRAPHIC SCALE: 1"=60'

60' 0 60' 120'

SYM	DESCRIPTION	DATE	APPR
2	KEYNOTE CORRECTIONS	2026.06.30	
1	REVISIONS	2026.06.04	

NAVFAC

DARDEN J. EURE III REGISTERED ARCHITECT 8840 NORTH CAROLINA NEW BERN NC

08 MAY 2026 SEAL

mbf architects pa

317-C Pollock Street | New Bern, NC 28560
252.637.6373 | mbfarchitects.com

A/E INFO

APPROVED

FOR COMMANDER NAVFAC 7/1/2026

ACTIVITY

SATISFACTORY TO

DES	REL	DRW	ESS	CHK	DJE,III

PM/DM	SGL/MDM
BRANCH MANAGER	DJD
CHIEF ENG/ARCH	JWJ
FIRE PROTECTION	HPN

DEPARTMENT OF THE NAVY
NAVAL FACILITIES ENGINEERING SYSTEMS COMMAND
MIDLANT DC CORE
MARINE CORPS BASE

NAVAL FACILITIES ENGINEERING SYSTEMS COMMAND ~ MIDATLANTIC
NAVAL STATION - NORFOLK, VA.
CAMP LEJEUNE, NC

P-1550 SOF MARINE RAIDER BATTALION / COMPANY / TEAM FACILITIES

FLOOR PLAN - AREA F

SCALE:	AS INDICATED
EPROJECT NO.:	1701820
CONSTR. CONTR. NO.	
NAVFAC DRAWING NO.	12903483
SHEET	32 OF 283

A2
CO BLDG

A-107

MBF ARCHITECTS P.A. REGISTERED ARCHITECTURAL CORPORATION CERT. NO. 50679 NORTH CAROLINA NEW BERN NC

FINAL SUBMITTAL

DRAWFORM REVISION: 25 AUGUST 2020

S:\projects\2021\2122 MIDLANT CL P-1550 SOF Marine Battalion Company\Team Facilities\2122 Design\2122 Dwgs\2122 ARCH 2023_A2.rvt
7/1/2026 11:58:39 AM

File
Print

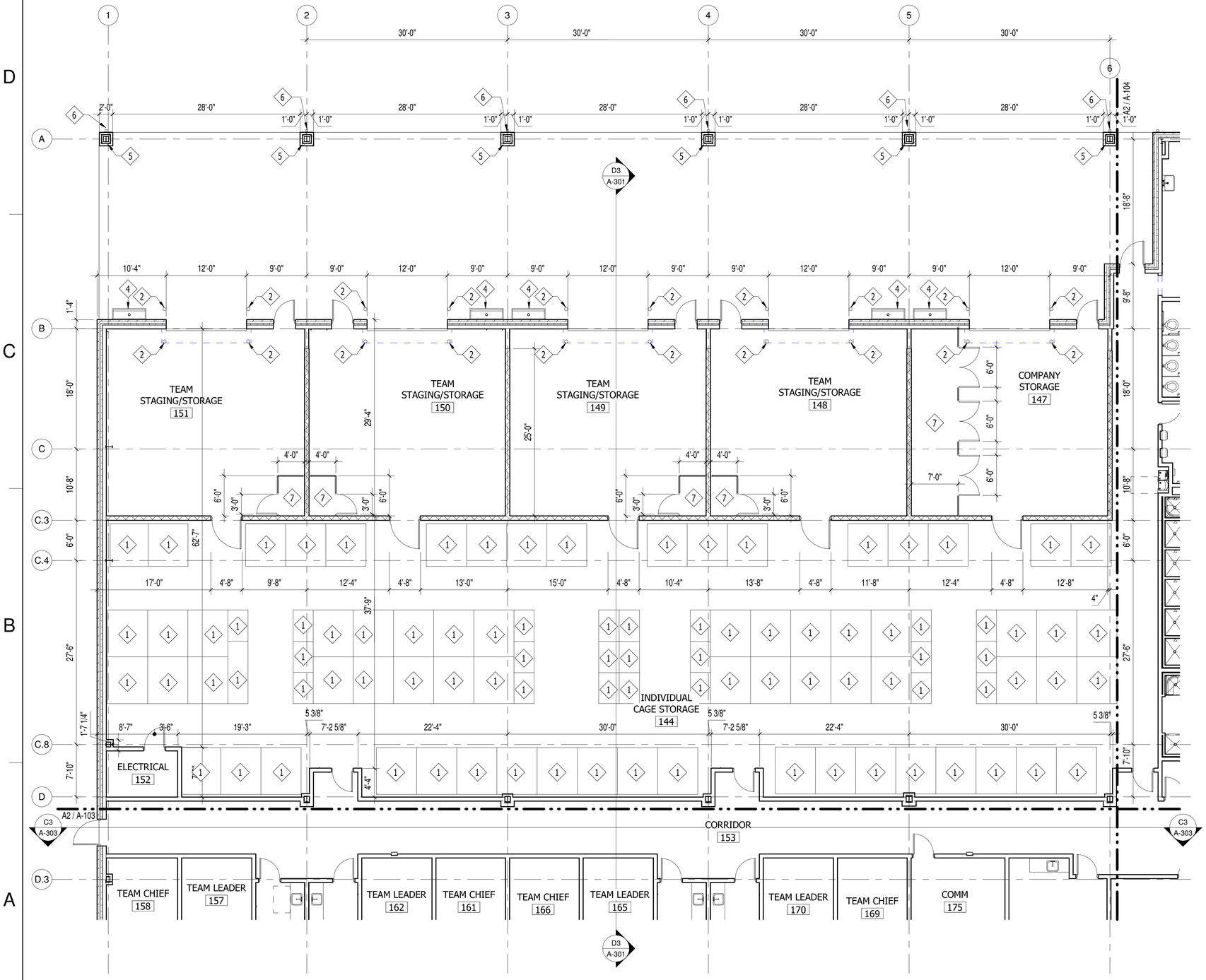

A2 DIMENSION PLAN - AREA A

SCALE: 1/8" = 1'-0"

GENERAL CONSTRUCTION NOTES

1. REFERENCE SHEET A-001 FOR SYMBOL LEGEND
2. REFERENCE SHEET A-501 FOR WALL TYPES
3. REFERENCE SHEET A-601 FOR DOOR AND FRAME SCHEDULE
4. REFERENCE SHEET A-605 FOR WINDOW SCHEDULE
5. REFERENCE INTERIOR DESIGN DRAWINGS FOR FINISH SCHEDULE
6. REFERENCE INTERIORS DRAWINGS FOR CASEWORK DIMENSIONS AND DETAILS
7. REFERENCE THE LIFE SAFETY DRAWINGS FOR LOCATIONS OF RATED WALLS AND SMOKE PARTITIONS
8. DIMENSIONS ARE TAKEN FROM FACE OF METAL STUD AND FACE OF CMU
9. DIMENSIONS TO OPENINGS ARE SHOWN TO CENTER OF OPENING AT METAL STUDS AND EXTERIOR OF OPENINGS AT CMU WALLS
10. PROVIDE BACKING AS REQUIRED TO SUPPORT AND MOUNT VARIOUS ALL ATTACHED FIXTURES PER MANUFACTURER'S RECOMMENDATIONS
11. PROVIDE STEEL STUD BACKING FOR ALL TV BRACKETS AS SHOWN ON AUDIO VISUAL DRAWINGS
12. FOR ELECTRICAL BOXES AT STC WALLS, OFFSET ON STUD SPACE AND SEAL OPENINGS THROUGH PARTITIONS
13. PROVIDE FULL HEIGHT STAINLESS STEEL CORNER GUARDS AT EXPOSED CORNERS OF GYPSUM PARTITIONS
14. PROVIDE FIRE RATED PLYWOOD BACKBOARD AT COMM ROOMS
15. FOR LOUVERS, WINDOWS AND STOREFRONT TYPES SEE SHEET A-60X
16. PROVIDE HEAVY DUTY IMPACT RESISTANT GYPSUM BOARD AT THE FOLLOWING ROOMS TO 12'-0" MINIMUM: TEAM STAGING/STORAGE, COMPANY STORAGE, INDIVIDUAL ISSUE CAGE STORAGE, LAUNDRY, ELECTRICAL CLOSET, ENTRY VESTIBULE, LOBBY, AND CORRIDOR

CONSTRUCTION KEYNOTES

1. STORAGE CAGES (FF&E)
2. 8" DIAMETER 4'-0" HIGH STEEL PIPE CONCRETE FILLED BOLLARD
3. CONCRETE SLAB. LIGHT BROOM FINISH
4. GEAR WASH SINK
5. COLUMN
6. 3-3/4" x 5-1/4" DOWNSPOUT
7. WIRE MESH PARTITIONS

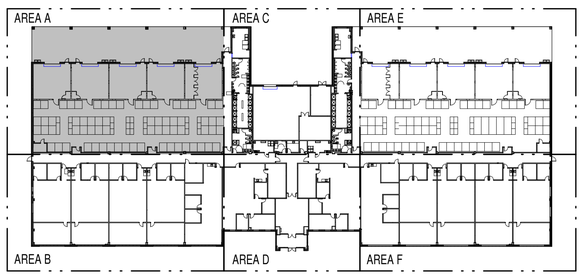

KEY PLAN

SCALE 1" = 60'

GRAPHIC SCALE: 1/8"=1'-0"

GRAPHIC SCALE: 1"=60'

SYM	DESCRIPTION	DATE	APPR
1	KEYNOTE CORRECTIONS	2026.06.30	

NAVFAC

DARDEN J. EURE III REGISTERED ARCHITECT 8840 NORTH CAROLINA NEW BERN NC

08 MAY 2026 SEAL

mbf architects pa

317-C Pollock Street | New Bern, NC 28560
252.637.6373 | mbfarchitects.com

A/E INFO

APPROVED

FOR COMMANDER NAVFAC 7/1/2026

ACTIVITY

SATISFACTORY TO

DES	REL	DRW	ESS	CHK	DJE,III

PM/DM	SGL/MDM
BRANCH MANAGER	DJD
CHIEF ENG/ARCH	JWJ
FIRE PROTECTION	HPN

DEPARTMENT OF THE NAVY
NAVAL FACILITIES ENGINEERING SYSTEMS COMMAND
MIDLANT DC CORE
MARINE CORPS BASE

NAVAL FACILITIES ENGINEERING SYSTEMS COMMAND ~ MIDATLANTIC
NAVAL STATION - NORFOLK, VA
CAMP LEJEUNE, NC

P-1550 SOF MARINE RAIDER BATTALION / COMPANY / TEAM FACILITIES

DIMENSION PLAN - AREA A

SCALE:	AS INDICATED
EPROJECT NO.:	1701820
CONSTR. CONTR. NO.	

MBF ARCHITECTS P.A. CERTIFIED ARCHITECTURAL CORPORATION CERT. NO. 50679 NORTH CAROLINA NEW BERN NC

NAVFAC DRAWING NO. 12903484

SHEET 33 OF 283

A2 CO BLDG

A-108

FINAL SUBMITTAL

DRAWFORM REVISION: 25 AUGUST 2020

S:\projects\2021\2122 MIDLANT CL P-1550 SOF Marine Battalion CompanyTeam Facilities\2122 Design\2122 Dwgs\2122 ARCH 2023_A2.rvt
7/1/2026 11:58:42 AM
File
Print

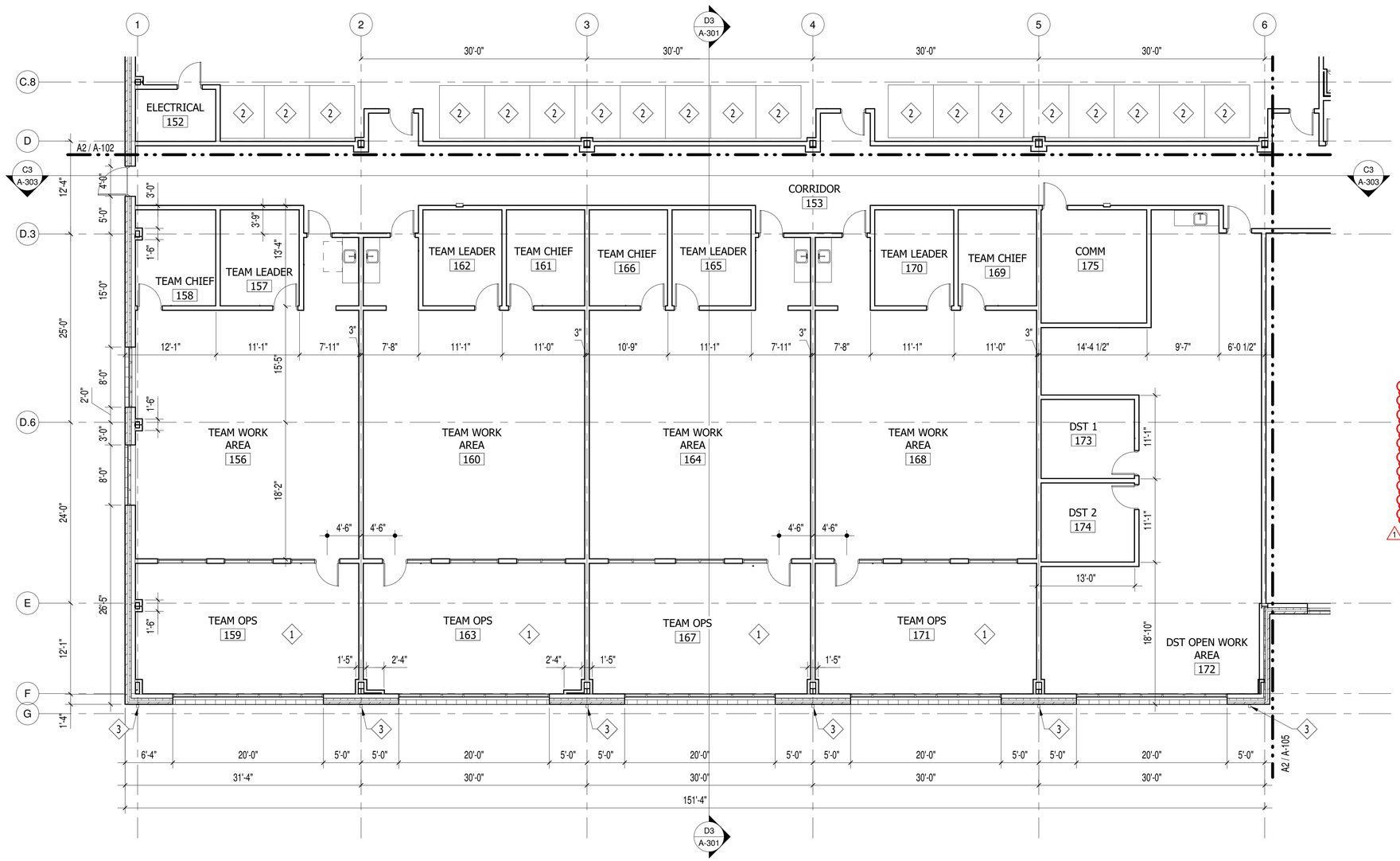

A2 DIMENSION PLAN - AREA B

SCALE: 1/8" = 1'-0"

GENERAL CONSTRUCTION NOTES

1. REFERENCE SHEET A-001 FOR SYMBOL LEGEND
2. REFERENCE SHEET A-501 FOR WALL TYPES
3. REFERENCE SHEET A-601 FOR DOOR AND FRAME SCHEDULE
4. REFERENCE SHEET A-605 FOR WINDOW SCHEDULE
5. REFERENCE INTERIOR DESIGN DRAWINGS FOR FINISH SCHEDULE
6. REFERENCE INTERIORS DRAWINGS FOR CASEWORK DIMENSIONS AND DETAILS
7. REFERENCE THE LIFE SAFETY DRAWINGS FOR LOCATIONS OF RATED WALLS AND SMOKE PARTITIONS
8. DIMENSIONS ARE TAKEN FROM FACE OF METAL STUD AND FACE OF CMU
9. DIMENSIONS TO OPENINGS ARE SHOWN TO CENTER OF OPENING AT METAL STUDS AND EXTERIOR OF OPENINGS AT CMU WALLS
10. PROVIDE BACKING AS REQUIRED TO SUPPORT AND MOUNT VARIOUS ALL ATTACHED FIXTURES PER MANUFACTURER'S RECOMMENDATIONS
11. PROVIDE STEEL STUD BACKING FOR ALL TV BRACKETS AS SHOWN ON AUDIO VISUAL DRAWINGS
12. FOR ELECTRICAL BOXES AT STC WALLS, OFFSET ON STUD SPACE AND SEAL OPENINGS THROUGH PARTITIONS
13. PROVIDE FULL HEIGHT STAINLESS STEEL CORNER GUARDS AT EXPOSED CORNERS OF GYPSUM PARTITIONS
14. PROVIDE FIRE RATED PLYWOOD BACKBOARD AT COMM ROOMS
15. FOR LOUVERS, WINDOWS AND STOREFRONT TYPES SEE SHEET A-60X
16. PROVIDE HEAVY DUTY IMPACT RESISTANT GYPSUM BOARD AT THE FOLLOWING ROOMS TO 12'-0" MINIMUM: TEAM STAGING/STORAGE, COMPANY STORAGE, INDIVIDUAL ISSUE CAGE STORAGE, LAUNDRY, ELECTRICAL CLOSET, ENTRY VESTIBULE, LOBBY, AND CORRIDOR

CONSTRUCTION KEYNOTES

1. LOW PROFILE RAISED ACCESS FLOORING SYSTEM
2. STORAGE CAGES (FF&E)
3. 3-3/4" x 5-1/4" DOWNSPOUT

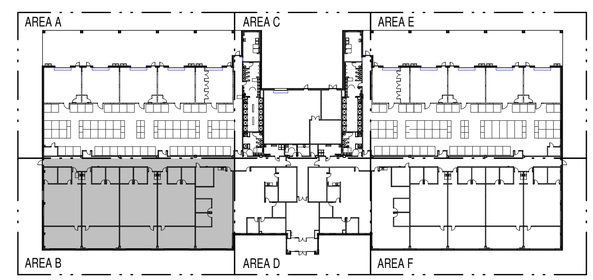

KEY PLAN

SCALE 1" = 60'

GRAPHIC SCALE: 1/8"=1'-0"

GRAPHIC SCALE: 1"=60'

SYM	DESCRIPTION	DATE	APPR
1	KEYNOTE CORRECTIONS	2026.06.30	

NAVFAC

DARDEN J. EURE, III — REGISTERED ARCHITECT — NORTH CAROLINA — NEW BERN NC — 8840

08 MAY 2026 SEAL

mbf architects pa
317-C Pollock Street | New Bern, NC 28560
252.637.6373 | mbfarchitects.com
A/E INFO

APPROVED
Jamie E. Donahue, R.A.
FOR COMMANDER NAVFAC 7/1/2026
ACTIVITY

SATISFACTORY TO

DES	REL	DRW	ESS	CHK	DJE,III
PM/DM	SGL/MDM				
BRANCH MANAGER	DJD				
CHIEF ENG/ARCH	JWJ				
FIRE PROTECTION	HPN				

DEPARTMENT OF THE NAVY
NAVAL FACILITIES ENGINEERING SYSTEMS COMMAND
MIDLANT DC CORE
MARINE CORPS BASE
NAVAL FACILITIES ENGINEERING SYSTEMS COMMAND - MIDLANTIC
NAVAL STATION - NORFOLK, VA.
CAMP LEJEUNE, NC

P-1550 SOF MARINE RAIDER
BATTALION / COMPANY / TEAM FACILITIES

DIMENSION PLAN - AREA B

SCALE: AS INDICATED
EPROJECT NO.: 1701820
CONSTR. CONTR. NO.

NAVFAC DRAWING NO.
12903485
SHEET 34 OF 283
A-109

A2
CO BLDG

FINAL SUBMITTAL

DRAWFORM REVISION: 25 AUGUST 2020

MBF ARCHITECTS, P.A. — REGISTERED ARCHITECTURAL CORPORATION — CERT. NO. 50679 — NORTH CAROLINA — NEW BERN N.C.

S:\projects\2021\2122 MIDLANT CL P-1550 SOF Marine Battalion CompanyTeam Facilities\2122 Design\2122 Dwgs\2122 ARCH 2023_A2.rvt
7/1/2026 11:58:44 AM
File
Print

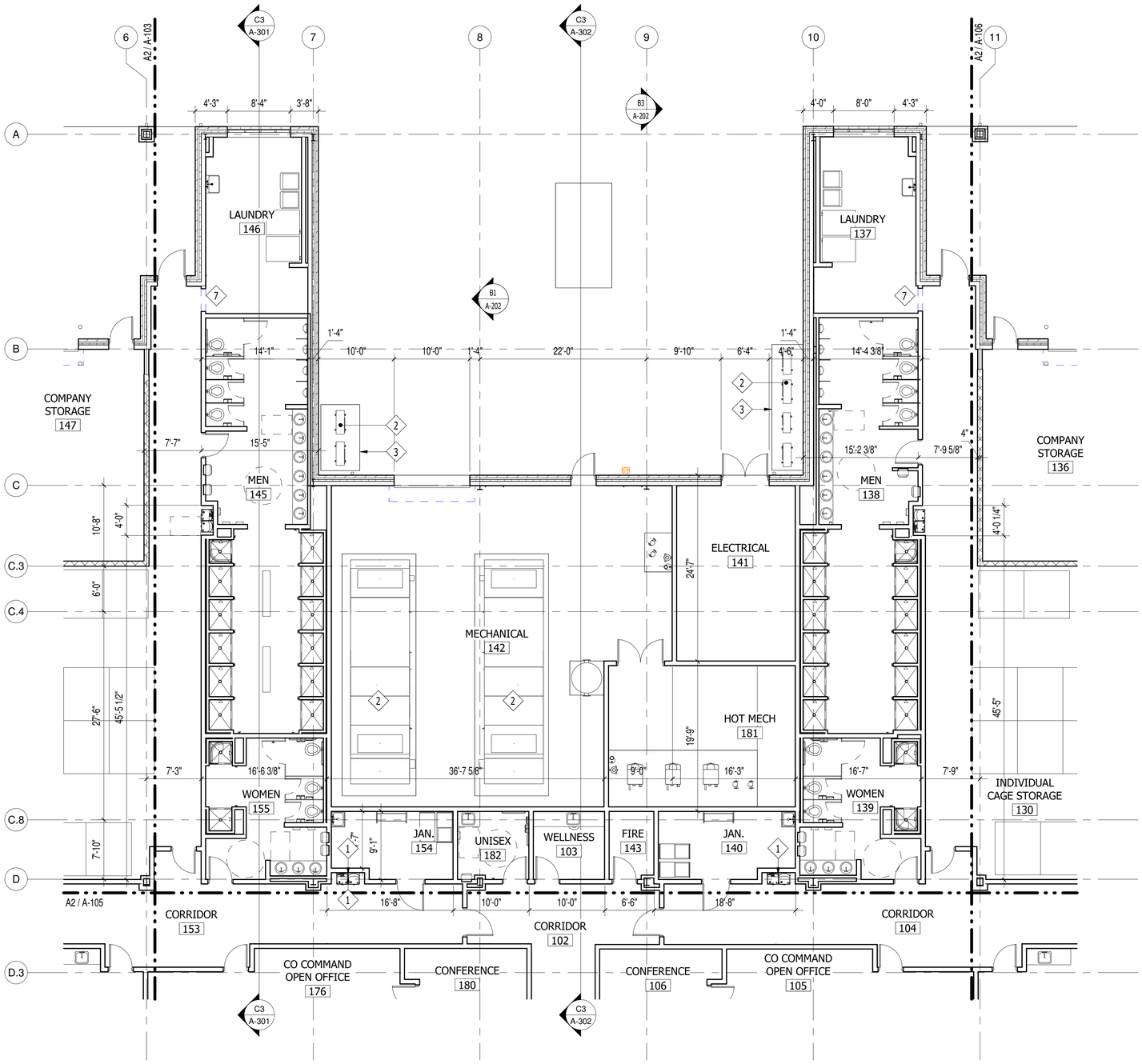

A2 DIMENSION PLAN - AREA C

SCALE: 1/8" = 1'-0"

N

GENERAL CONSTRUCTION NOTES

1. REFERENCE SHEET A-001 FOR SYMBOL LEGEND
2. REFERENCE SHEET A-501 FOR WALL TYPES
3. REFERENCE SHEET A-601 FOR DOOR AND FRAME SCHEDULE
4. REFERENCE SHEET A-605 FOR WINDOW SCHEDULE
5. REFERENCE INTERIOR DESIGN DRAWINGS FOR FINISH SCHEDULE
6. REFERENCE INTERIORS DRAWINGS FOR CASEWORK DIMENSIONS AND DETAILS
7. REFERENCE THE LIFE SAFETY DRAWINGS FOR LOCATIONS OF RATED WALLS AND SMOKE PARTITIONS
8. DIMENSIONS ARE TAKEN FROM FACE OF METAL STUD AND FACE OF CMU
9. DIMENSIONS TO OPENINGS ARE SHOWN TO CENTER OF OPENING AT METAL STUDS AND EXTERIOR OF OPENINGS AT CMU WALLS
10. PROVIDE BACKING AS REQUIRED TO SUPPORT AND MOUNT VARIOUS ALL ATTACHED FIXTURES PER MANUFACTURER'S RECOMMENDATIONS
11. PROVIDE STEEL STUD BACKING FOR ALL TV BRACKETS AS SHOWN ON AUDIO VISUAL DRAWINGS
12. FOR ELECTRICAL BOXES AT STC WALLS, OFFSET ON STUD SPACE AND SEAL OPENINGS THROUGH PARTITIONS
13. PROVIDE FULL HEIGHT STAINLESS STEEL CORNER GUARDS AT EXPOSED CORNERS OF GYPSUM PARTITIONS
14. PROVIDE FIRE RATED PLYWOOD BACKBOARD AT COMM ROOMS
15. FOR LOUVERS, WINDOWS AND STOREFRONT TYPES SEE SHEET A-60X
16. PROVIDE HEAVY DUTY IMPACT RESISTANT GYPSUM BOARD AT THE FOLLOWING ROOMS TO 12'-0" MINIMUM: TEAM STAGING/STORAGE, COMPANY STORAGE, INDIVIDUAL ISSUE CAGE STORAGE, LAUNDRY, ELECTRICAL CLOSET, ENTRY VESTIBULE, LOBBY, AND CORRIDOR

CONSTRUCTION KEYNOTES

1. ACCESSIBLE ELECTRIC WATER COOLER
2. MECHANICAL EQUIPMENT
3. MECHANICAL EQUIPMENT PAD, COORDINATE EXACT SIZE AND LOCATION OF EQUIPMENT PAS WITH THE EQUIPMENT PROVIDED.
4. NOT USED
5. 3-3/4" x 5-1/4" DOWNSPOUT
6. 3-3/4" x 5-1/4" DOWNSPOUT
7. 3'-6" x 7'-2" CASED OPENING

1

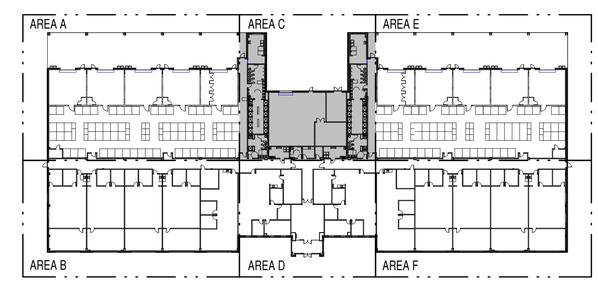

KEY PLAN

SCALE 1" = 60'

N

GRAPHIC SCALE: 1/8"=1'-0"
8' 0 4' 8' 16'

GRAPHIC SCALE: 1"=60'
60' 0 60' 120'

SYM	DESCRIPTION	DATE	APPR
1	KEYNOTE CORRECTIONS	2026.06.30	

NAVFAC

DARDEN J. EURE III REGISTERED ARCHITECT 8640 NORTH CAROLINA NEW BERN NC

08 MAY 2026 SEAL

mbf architects pa
317-C Pollock Street | New Bern, NC 28560
252.637.6373 | mbfarchitects.com
A/E INFO

APPROVED
FOR COMMANDER NAVFAC 7/1/2026
ACTIVITY

SATISFACTORY TO
DES REL DRW ESS CHK DJE,III
PM/DM SGL/MDM
BRANCH MANAGER DJD
CHIEF ENG/ARCH JWJ
FIRE PROTECTION HPN

DEPARTMENT OF THE NAVY
NAVAL FACILITIES ENGINEERING SYSTEMS COMMAND
MIDLANT DC CORE
MARINE CORPS BASE
NAVAL FACILITIES ENGINEERING SYSTEMS COMMAND ~ MIDATLANTIC
NAVAL STATION - NORFOLK, VA.
CAMP LEJEUNE, NC

P-1550 SOF MARINE RAIDER BATTALION / COMPANY / TEAM FACILITIES

DIMENSION PLAN - AREA C

SCALE: AS INDICATED
EPROJECT NO.: 1701820
CONSTR. CONTR. NO.

MBF ARCHITECTS, P.A. REGISTERED ARCHITECTURAL CORPORATION CERT. NO. 50679 NORTH CAROLINA NEW BERN NC

NAVFAC DRAWING NO.
12903486
SHEET 35 OF 283

A2
CO BLDG

A-110

FINAL SUBMITTAL

DRAWFORM REVISION: 25 AUGUST 2020

S:\projects\2021\2122 MIDLANT CL P-1550 SOF Marine Battalion Company Team Facilities\2122 Design\2122 Dwgs\2122 ARCH 2023_A2.rvt
7/1/2026 11:58:47 AM
File
Print

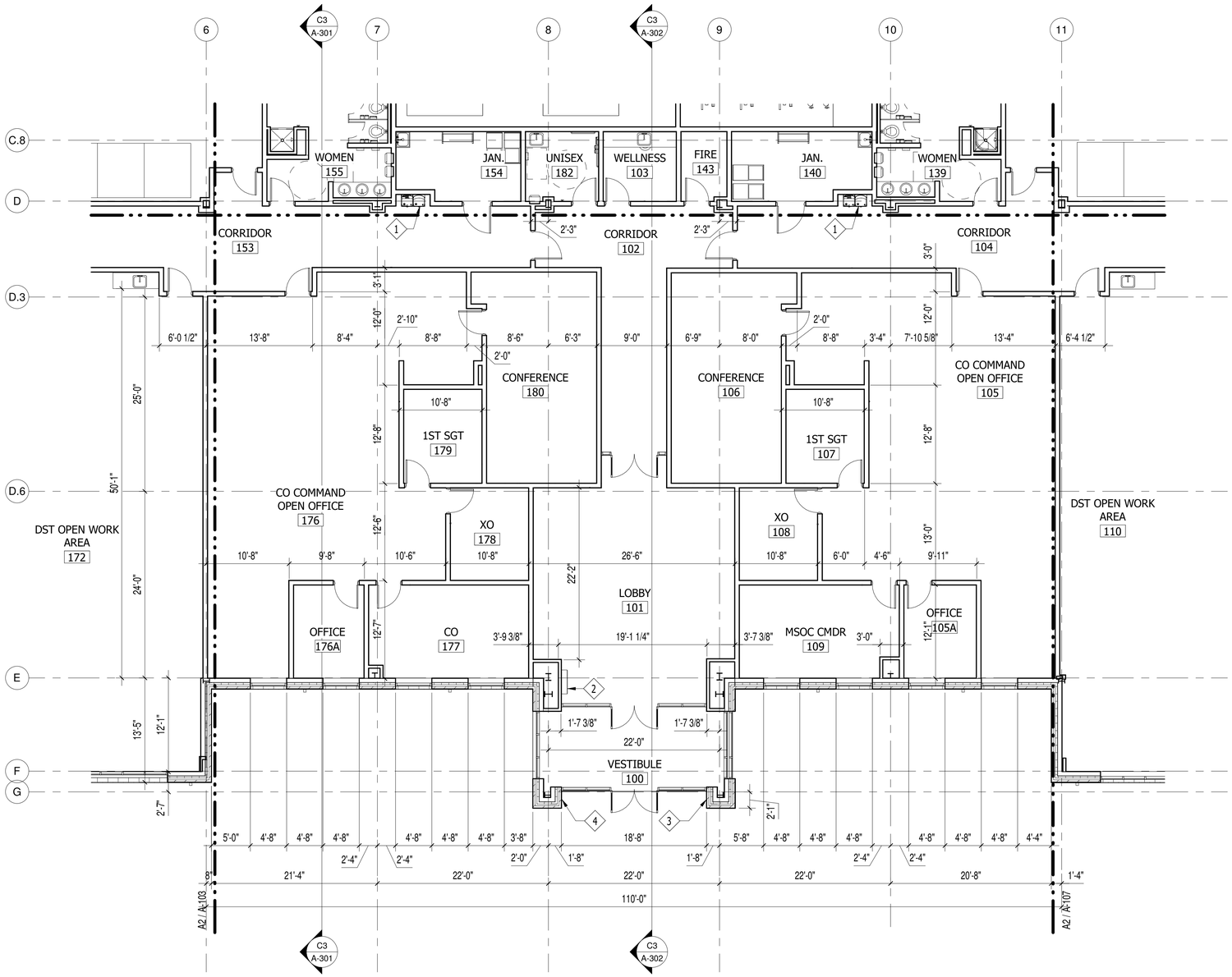

A2 DIMENSION PLAN - AREA D

SCALE: 1/8" = 1'-0"

GENERAL CONSTRUCTION NOTES

1. REFERENCE SHEET A-001 FOR SYMBOL LEGEND
2. REFERENCE SHEET A-501 FOR WALL TYPES
3. REFERENCE SHEET A-601 FOR DOOR AND FRAME SCHEDULE
4. REFERENCE SHEET A-605 FOR WINDOW SCHEDULE
5. REFERENCE INTERIOR DESIGN DRAWINGS FOR FINISH SCHEDULE
6. REFERENCE INTERIORS DRAWINGS FOR CASEWORK DIMENSIONS AND DETAILS
7. REFERENCE THE LIFE SAFETY DRAWINGS FOR LOCATIONS OF RATED WALLS AND SMOKE PARTITIONS
8. DIMENSIONS ARE TAKEN FROM FACE OF METAL STUD AND FACE OF CMU
9. DIMENSIONS TO OPENINGS ARE SHOWN TO CENTER OF OPENING AT METAL STUDS AND EXTERIOR OF OPENINGS AT CMU WALLS
10. PROVIDE BACKING AS REQUIRED TO SUPPORT AND MOUNT VARIOUS ALL ATTACHED FIXTURES PER MANUFACTURER'S RECOMMENDATIONS
11. PROVIDE STEEL STUD BACKING FOR ALL TV BRACKETS AS SHOWN ON AUDIO VISUAL DRAWINGS
12. FOR ELECTRICAL BOXES AT STC WALLS, OFFSET ON STUD SPACE AND SEAL OPENINGS THROUGH PARTITIONS
13. PROVIDE FULL HEIGHT STAINLESS STEEL CORNER GUARDS AT EXPOSED CORNERS OF GYPSUM PARTITIONS
14. PROVIDE FIRE RATED PLYWOOD BACKBOARD AT COMM ROOMS
15. FOR LOUVERS, WINDOWS AND STOREFRONT TYPES SEE SHEET A-60X
16. PROVIDE HEAVY DUTY IMPACT RESISTANT GYPSUM BOARD AT THE FOLLOWING ROOMS TO 12'-0" MINIMUM: TEAM STAGING/STORAGE, COMPANY STORAGE, INDIVIDUAL ISSUE CAGE STORAGE, LAUNDRY, ELECTRICAL CLOSET, ENTRY VESTIBULE, LOBBY, AND CORRIDOR

CONSTRUCTION KEYNOTES

1. ACCESSIBLE ELECTRIC WATER COOLER
2. CELL PHONE LOCKER, SEE DETAIL B1/A-514
3. CLEARING BARREL
4. KNOX BOX (GFCI)
5. NOT USED
6. 3-3/4" x 5-1/4" DOWNSPOUT

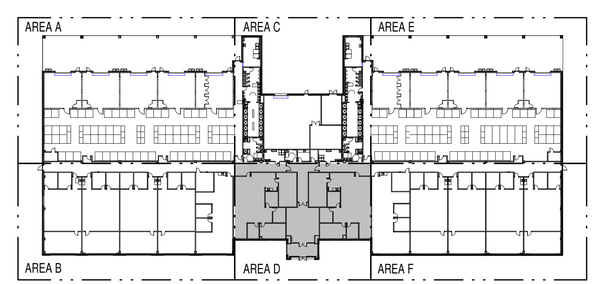

KEY PLAN

SCALE 1" = 60'

GRAPHIC SCALE: 1/8"=1'-0"

GRAPHIC SCALE: 1"=60'

SYM	DESCRIPTION	DATE	APPR
1	KEYNOTE CORRECTIONS	2026.06.30	

NAVFAC

DARDEN J. EURE III REGISTERED ARCHITECT 8640 NORTH CAROLINA NEW BERN NC

08 MAY 2026 SEAL

mbf architects pa

317-C Pollock Street | New Bern, NC 28560
252.637.6373 | mbfarchitects.com

A/E INFO

APPROVED

FOR COMMANDER NAVFAC 7/1/2026

ACTIVITY

SATISFACTORY TO

DES	REL	DRW	ESS	CHK	DJE,III

PM/DM	SGL/MDM
BRANCH MANAGER	DJD
CHIEF ENG/ARCH	JWJ
FIRE PROTECTION	HPN

DEPARTMENT OF THE NAVY
NAVAL FACILITIES ENGINEERING SYSTEMS COMMAND
MIDLANT DC CORE
MARINE CORPS BASE

NAVAL FACILITIES ENGINEERING SYSTEMS COMMAND - MIDATLANTIC
NAVAL STATION - NORFOLK, VA
CAMP LEJEUNE, NC

P-1550 SOF MARINE RAIDER BATTALION / COMPANY / TEAM FACILITIES

DIMENSION PLAN - AREA D

SCALE:	AS INDICATED
EPROJECT NO.:	1701820
CONSTR. CONTR. NO.	
NAVFAC DRAWING NO.	12903487
SHEET	36 OF 283

MBF ARCHITECTS P.A. REGISTERED ARCHITECTURAL CORPORATION CERT. NO. 50679 NORTH CAROLINA NEW BERN N.C.

A2 CO BLDG

A-111

FINAL SUBMITTAL

DRAWFORM REVISION: 25 AUGUST 2020

File S:\projects\2021\2122 MIDLANT CL P-1550 SOF Marine Battalion CompanyTeam Facilities\2122 Design\2122 Dwgs\2122 ARCH 2023_A2.rvt
Print 7/1/2026 11:58:50 AM

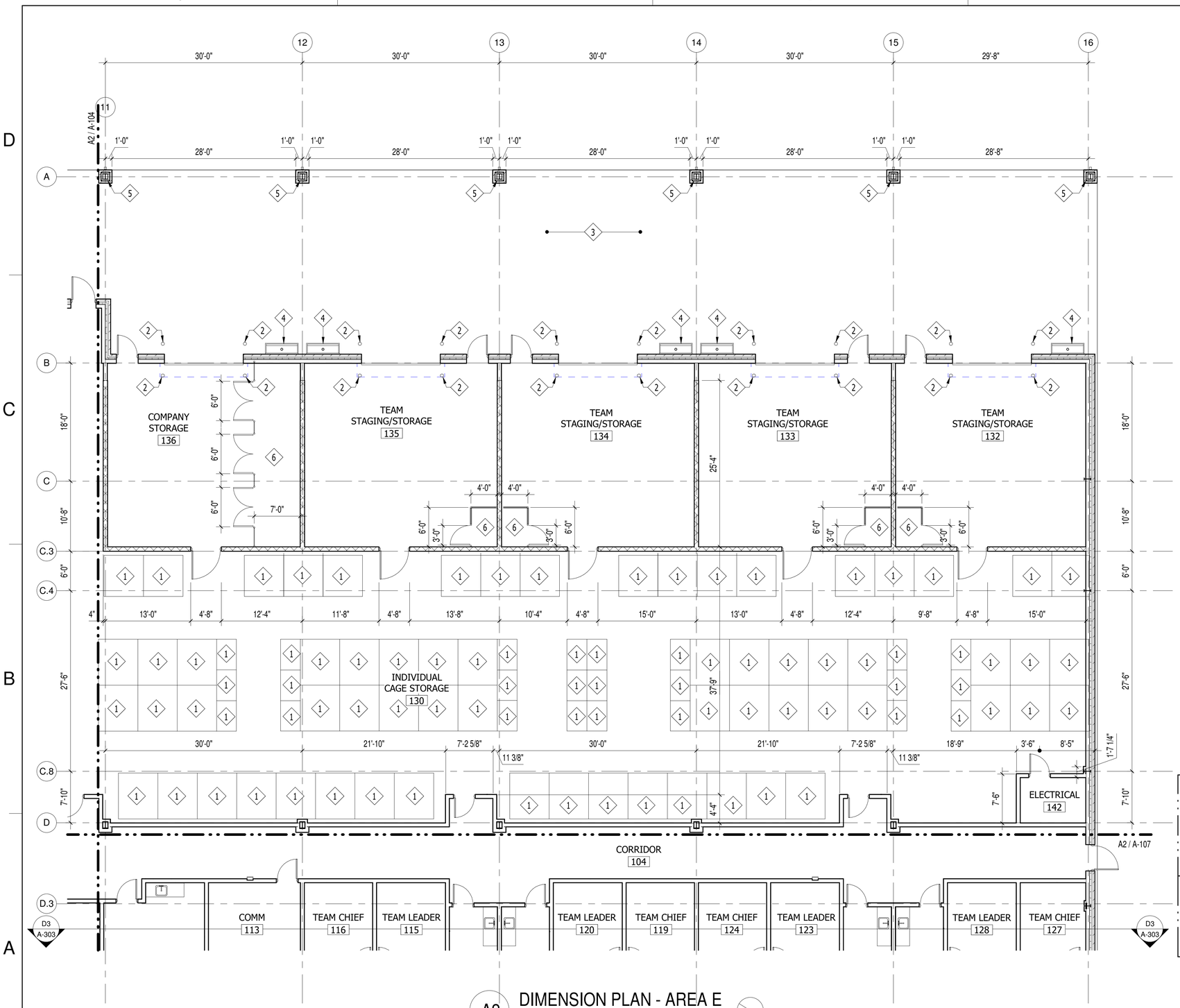

A2 DIMENSION PLAN - AREA E

SCALE: 1/8" = 1'-0"

GENERAL CONSTRUCTION NOTES

1. REFERENCE SHEET A-001 FOR SYMBOL LEGEND
2. REFERENCE SHEET A-501 FOR WALL TYPES
3. REFERENCE SHEET A-601 FOR DOOR AND FRAME SCHEDULE
4. REFERENCE SHEET A-605 FOR WINDOW SCHEDULE
5. REFERENCE INTERIOR DESIGN DRAWINGS FOR FINISH SCHEDULE
6. REFERENCE INTERIORS DRAWINGS FOR CASEWORK DIMENSIONS AND DETAILS
7. REFERENCE THE LIFE SAFETY DRAWINGS FOR LOCATIONS OF RATED WALLS AND SMOKE PARTITIONS
8. DIMENSIONS ARE TAKEN FROM FACE OF METAL STUD AND FACE OF CMU
9. DIMENSIONS TO OPENINGS ARE SHOWN TO CENTER OF OPENING AT METAL STUDS AND EXTERIOR OF OPENINGS AT CMU WALLS
10. PROVIDE BACKING AS REQUIRED TO SUPPORT AND MOUNT VARIOUS ALL ATTACHED FIXTURES PER MANUFACTURER'S RECOMMENDATIONS
11. PROVIDE STEEL STUD BACKING FOR ALL TV BRACKETS AS SHOWN ON AUDIO VISUAL DRAWINGS
12. FOR ELECTRICAL BOXES AT STC WALLS, OFFSET ON STUD SPACE AND SEAL OPENINGS THROUGH PARTITIONS
13. PROVIDE FULL HEIGHT STAINLESS STEEL CORNER GUARDS AT EXPOSED CORNERS OF GYPSUM PARTITIONS
14. PROVIDE FIRE RATED PLYWOOD BACKBOARD AT COMM ROOMS
15. FOR LOUVERS, WINDOWS AND STOREFRONT TYPES SEE SHEET A-60X
16. PROVIDE HEAVY DUTY IMPACT RESISTANT GYPSUM BOARD AT THE FOLLOWING ROOMS TO 12'-0" MINIMUM: TEAM STAGING/STORAGE, COMPANY STORAGE, INDIVIDUAL ISSUE CAGE STORAGE, LAUNDRY, ELECTRICAL CLOSET, ENTRY VESTIBULE, LOBBY, AND CORRIDOR

CONSTRUCTION KEYNOTES

1. STORAGE CAGES (FF&E)
2. 8" DIAMETER 4'-0" HIGH STEEL PIPE CONCRETE FILLED BOLLARD
3. CONCRETE SLAB. LIGHT BROOM FINISH
4. GEAR WASH SINK
5. COLUMN
6. WIRE MESH PARTITIONS

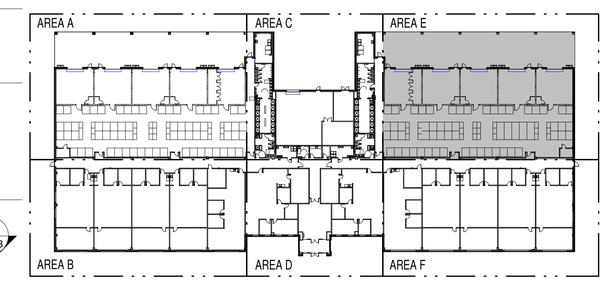

KEY PLAN

SCALE 1" = 60'

GRAPHIC SCALE: 1/8"=1'-0"

GRAPHIC SCALE: 1"=60'

SYM	DESCRIPTION	DATE	APPR
1	KEYNOTE CORRECTIONS	2026.06.30	

NAVFAC

DARDEN J. EURE III REGISTERED ARCHITECT 8440 NORTH CAROLINA NEW BERN NC

08 MAY 2026 SEAL

mbf architects pa

317-C Pollock Street | New Bern, NC 28560
252.637.6373 | mbfarchitects.com

A/E INFO

APPROVED

FOR COMMANDER NAVFAC 7/1/2026

ACTIVITY

SATISFACTORY TO

DES	REL	DRW	ESS	CHK	DJE,III

PM/DM	SGL/MDM
BRANCH MANAGER	DJD
CHIEF ENG/ARCH	JWJ
FIRE PROTECTION	HPN

DEPARTMENT OF THE NAVY
NAVAL FACILITIES ENGINEERING SYSTEMS COMMAND
MIDLANT DC CORE
MARINE CORPS BASE

NAVAL FACILITIES ENGINEERING SYSTEMS COMMAND - MIDATLANTIC
NAVAL STATION - NORFOLK VA.
CAMP LEJEUNE, NC

P-1550 SOF MARINE RAIDER
BATTALION / COMPANY / TEAM FACILITIES

DIMENSION PLAN - AREA E

SCALE:	AS INDICATED
EPROJECT NO.:	1701820
CONSTR. CONTR. NO.	
NAVFAC DRAWING NO.	12903488
SHEET	37 OF 283

A2 CO BLDG

A-112

MBF ARCHITECTS P.A. REGISTERED ARCHITECTURAL CORPORATION CERT. NO. 50679 NORTH CAROLINA NEW BERN NC

FINAL SUBMITTAL

DRAWFORM REVISION: 25 AUGUST 2020

S:\projects\2021\2122 MIDLANT CL P-1550 SOF Marine Battalion CompanyTeam Facilities\2122 Design\2122 Dwgs\2122 ARCH 2023_A2.rvt
7/1/2026 11:58:52 AM
File
Print

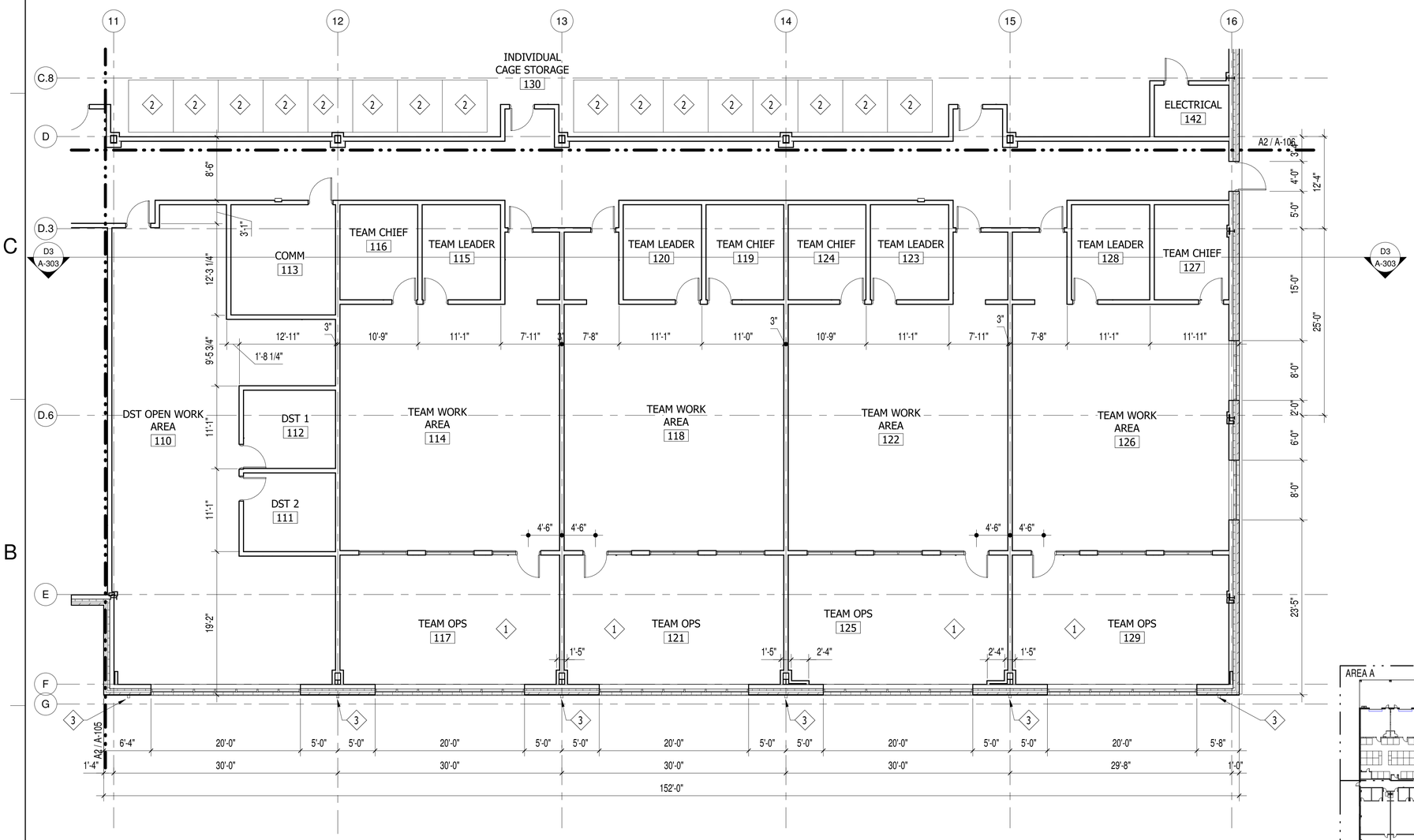

A2 DIMENSION PLAN - AREA F

SCALE: 1/8" = 1'-0"

GENERAL CONSTRUCTION NOTES

1. REFERENCE SHEET A-001 FOR SYMBOL LEGEND
2. REFERENCE SHEET A-501 FOR WALL TYPES
3. REFERENCE SHEET A-601 FOR DOOR AND FRAME SCHEDULE
4. REFERENCE SHEET A-605 FOR WINDOW SCHEDULE
5. REFERENCE INTERIOR DESIGN DRAWINGS FOR FINISH SCHEDULE
6. REFERENCE INTERIORS DRAWINGS FOR CASEWORK DIMENSIONS AND DETAILS
7. REFERENCE THE LIFE SAFETY DRAWINGS FOR LOCATIONS OF RATED WALLS AND SMOKE PARTITIONS
8. DIMENSIONS ARE TAKEN FROM FACE OF METAL STUD AND FACE OF CMU
9. DIMENSIONS TO OPENINGS ARE SHOWN TO CENTER OF OPENING AT METAL STUDS AND EXTERIOR OF OPENINGS AT CMU WALLS
10. PROVIDE BACKING AS REQUIRED TO SUPPORT AND MOUNT VARIOUS ALL ATTACHED FIXTURES PER MANUFACTURER'S RECOMMENDATIONS
11. PROVIDE STEEL STUD BACKING FOR ALL TV BRACKETS AS SHOWN ON AUDIO VISUAL DRAWINGS
12. FOR ELECTRICAL BOXES AT STC WALLS, OFFSET ON STUD SPACE AND SEAL OPENINGS THROUGH PARTITIONS
13. PROVIDE FULL HEIGHT STAINLESS STEEL CORNER GUARDS AT EXPOSED CORNERS OF GYPSUM PARTITIONS
14. PROVIDE FIRE RATED PLYWOOD BACKBOARD AT COMM ROOMS
15. FOR LOUVERS, WINDOWS AND STOREFRONT TYPES SEE SHEET A-60X
16. PROVIDE HEAVY DUTY IMPACT RESISTANT GYPSUM BOARD AT THE FOLLOWING ROOMS TO 12'-0" MINIMUM: TEAM STAGING/STORAGE, COMPANY STORAGE, INDIVIDUAL ISSUE CAGE STORAGE, LAUNDRY, ELECTRICAL CLOSET, ENTRY VESTIBULE, LOBBY, AND CORRIDOR

CONSTRUCTION KEYNOTES

1. LOW PROFILE RAISED ACCESS FLOORING SYSTEM
2. STORAGE CAGES (FF&E)
3. 3-3/4" x 5-1/4" DOWNSPOUT

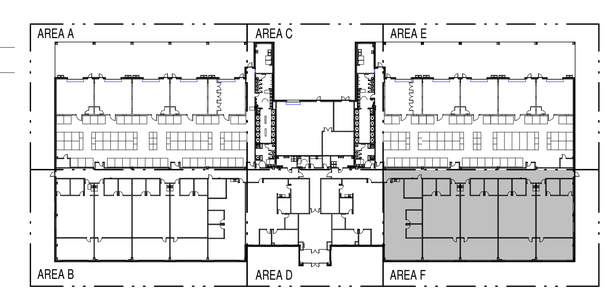

KEY PLAN

SCALE 1" = 60'

GRAPHIC SCALE: 1/8"=1'-0"

GRAPHIC SCALE: 1"=60'

SYM	DESCRIPTION	DATE	APPR
1	KEYNOTE CORRECTIONS	2026.06.30	

NAVFAC

DARDEN J. EURE, III REGISTERED ARCHITECT 8840 NORTH CAROLINA NEW BERN NC

08 MAY 2026 SEAL

mbf architects pa
317-C Pollock Street | New Bern, NC 28560
252.637.6373 | mbfarchitects.com
A/E INFO

APPROVED
Naval Facilities P.A.
FOR COMMANDER NAVFAC 7/1/2026
ACTIVITY

SATISFACTORY TO

DES	REL	DRW	ESS	CHK	DJE,III

PM/DM	SGL/MDM
BRANCH MANAGER	DJD
CHIEF ENG/ARCH	JWJ
FIRE PROTECTION	HPN

DEPARTMENT OF THE NAVY
NAVAL FACILITIES ENGINEERING SYSTEMS COMMAND
MIDLANT DC CORE
MARINE CORPS BASE

NAVAL FACILITIES ENGINEERING SYSTEMS COMMAND ~ MIDATLANTIC
NAVAL STATION - NORFOLK, VA
CAMP LEJEUNE, NC

P-1550 SOF MARINE RAIDER BATTALION / COMPANY / TEAM FACILITIES

DIMENSION PLAN - AREA F

SCALE:	AS INDICATED
EPROJECT NO.:	1701820
CONSTR. CONTR. NO.	
NAVFAC DRAWING NO.	12903489
SHEET	38 OF 283

A2
CO BLDG

A-113

MBF ARCHITECTS P.A. BUSINESS ARCHITECTURAL CORPORATION CERT. NO. 50679 NORTH CAROLINA NEW BERN, N.C.

FINAL SUBMITTAL

DRAWFORM REVISION: 25 AUGUST 2020

S:\projects\20211\2122 MIDLANT CL P-1550 SOF Marine Battalion CompanyTeam Facilities\2122 Design\2122 Dwgs\2122 ARCH 2023_A2.rvt
7/1/2026 11:58:53 AM
File
Print