SYM	REVISIONS	DATE	APPROVED

BUILDING 1860 ROOF REPAIRS

MARINE CORPS BASE CAMP LEJEUNE

LOCATION MAP

SCALE: 1" = 80'-0"

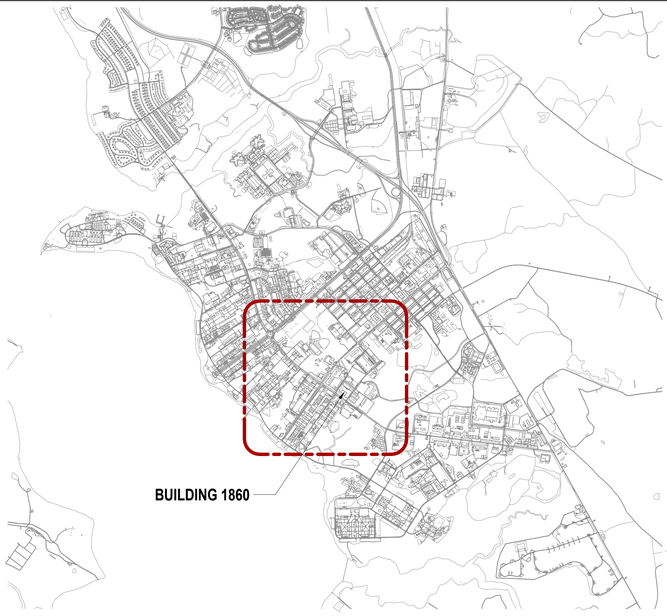

BASE MAP

SCALE: 1/16" = 1'-0"

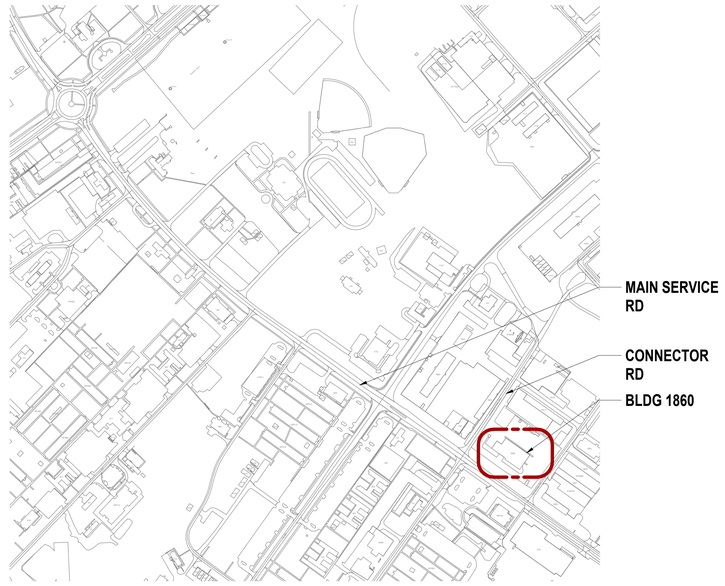

ENLARGED BASE MAP

NTS

INDEX OF DRAWINGS

NAVFAC DWG. NO.	SHEET NO. SHEET	SHEET NO. NO.	SHEET TITLE
GENERAL			
60043819	GI001	1	TITLE SHEET AND LOCATION MAPS
ARCHITECTURE			
60043820	AD101	2	DEMOLITION ROOF PLAN
60043821	AD201	3	DEMOLITION ELEVATIONS
60043822	AD301	4	DEMOLITION SECTIONS AND DETAILS
60043823	AD302	5	DEMOLITION SECTIONS AND DETAILS
60043824	A-001	6	ARCHITECTURAL NOTES & SYMBOLS
60043825	A-002	7	HIGH ROOF FASTENING ZONES
60043826	A-003	8	LOW ROOF FASTENING ZONES
60043827	A-101	9	NEW WORK ROOF PLAN
60043828	A-201	10	NEW WORK ELEVATIONS
60043829	A-301	11	WALL SECTIONS & DETAILS
60043830	A-501	12	DETAILS
60043831	A-901	13	GENERAL PHOTOS

WALKER the GROUP ARCHITECTURE incorporated
PO BOX 541, NEW BERN, NC 28563
252-636-8778

Christopher B. Walker REGISTERED SEAL 15616 ARCHITECT NORTH CAROLINA

ISSUED FOR CONSTRUCTION

GI001

NRW ENGINEERING
748 Lord Dunmore Drive, Suite 101
Virginia Beach, VA 23454-3564

DEPARTMENT OF THE NAVY NAVAL FACILITIES ENGINEERING COMMAND

MARINE CORPS BASE

CAMP LEJEUNE, NORTH CAROLINA

DES.	CBW
DR.	EFC
CHK.	BBW
SUBMITTED BY:	NRW ENGINEERING
DESIGN DIR.	CHRISTOPHER MAAS
APPROVED: PWO OR OICC	DATE
PWO	
SATISFACTORY TO:	DATE

PROJECT 25-0004

BUILDING 1860 ROOF REPAIRS

TITLE SHEET AND LOCATION MAPS

SIZE	CODE IDENT.NO	NAVFAC DRAWING NO.
E1		60043819
		CONST. CONTR. NO. N40085-24-D-0011
SCALE: NOTED	SPEC. 25-0004	SHEET 1 OF 13

NOTE: EXISTING METAL DECKING HAS A STRUCTURAL SLOPE OF 1/2" PER FOOT STRUCTURAL SLOPE.

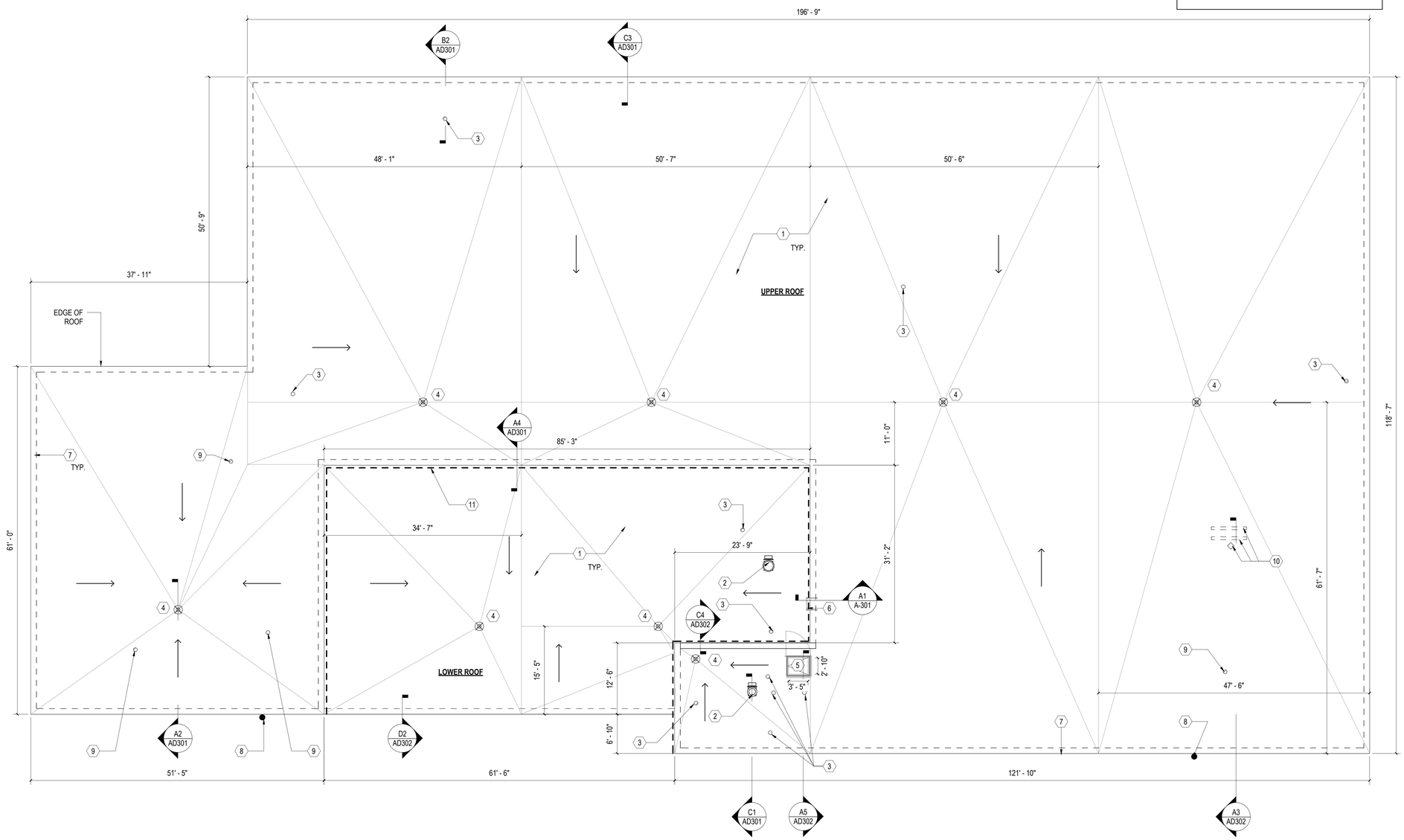

A3 DEMOLITION ROOF PLAN

SCALE: 1/8" = 1'-0" (A-201)

PLAN NORTH

SYM	REVISIONS	DATE	APPROVED

GENERAL SHEET NOTES

1. CONTRACTOR TO FIELD VERIFY ALL EXISTING DIMENSIONS BEFORE COMMENCING WORK.
2. CONTRACTOR TO REVIEW LEAD PAINT SURVEY AND REPORT OF ASBESTOS BEFORE COMMENCING WORK.
3. CONTRACTOR TO PROTECT EXISTING ITEMS TO REMAIN.
4. CONTRACTOR TO ENSURE PROJECT SITE AND SURROUNDING AREA IS CLEAN AND FREE OF CONSTRUCTION DEBRIS DURING CONSTRUCTION. BUILDING WILL REMAIN OCCUPIED DURING CONSTRUCTION AND SHALL BE WATERTIGHT AT THE END OF EACH WORK DAY.

DEMOLITION KEYNOTES

MARK	DESCRIPTION
1	REMOVE EXISTING MODIFIED BITUMEN ROOF SYSTEM, INSULATION, AND VAPOR BARRIER DOWN TO EXISTING STEEL DECK. TYPICAL OF ENTIRE ROOF. CLEAN AND PREPARE STEEL DECK FOR NEW ROOF SYSTEM. CONTRACTOR TO FIGURE 10% STEEL DECK REMOVAL/REPLACEMENT. APPROXIMATELY 2500SF OF REPLACEMENT WITH 20GA GALVANIZED TYPE B DECKING.
2	EXISTING EXHAUST FAN AND CURB TO REMAIN. REMOVE BASE FLASHING AND PREPARE CURB FOR NEW FLASHING. EQUIPMENT CURB TO BE ACCESSED FOR REPLACEMENT ONCE ROOF MEMBRANE AND INSULATION HAS BEEN REMOVED.
3	EXISTING VENT THROUGH ROOF TO REMAIN. REMOVE BASE FLASHING AND PREPARE FOR NEW FLASHING.
4	REMOVE ROOF DRAIN AND FLASHING. INTERIOR LEADER TO REMAIN FOR NEW DRAIN CONNECTION. ALL ROOF LEADERS SHALL BE WATER TESTED PRIOR TO INSTALLATION OF NEW ROOF DRAINS.
5	REMOVE EXISTING ROOF HATCH. PREPARE OPENING FOR NEW ROOF HATCH.
6	EXISTING METAL LADDER TO REMAIN. PREPARE FOR NEW PAINT.
7	REMOVE EXISTING GRAVEL STOP.
8	EXISTING CONDUIT AND TRANSMITTER TO REMAIN. PROTECT.
9	REMOVE ABANDONED VENT PIPING. PREPARE STEEL DECK FOR NEW PATCH TO MATCH EXISTING CONDITIONS. SEE DETAIL B2/AD301.
10	REMOVE EXISTING ABANDONED EQUIPMENT SUPPORT CURBS.
11	CAREFULLY REMOVE VERTICAL METAL WALL PANELS FROM UPPER ROOF TO LOWER ROOF AND FLASHING AS INDICATED BY HEAVY DASHED LINE. REMOVE INSULATION AND PREPARE SUBSTRATE FOR NEW VAPOR BARRIER. STORE EXISTING PANELS AND PREPARE FOR REINSTALLATION.

GRAPHIC SCALE(S)

1/8" =1'-0" 0' 4' 8' 16'

WALKER the GROUP ARCHITECTURE incorporated
PO BOX 541, NEW BERN, NC 28563
252-636-8978

Christopher B. Walker REGISTERED SEAL 15616 06/26/26 ARCHITECT NORTH CAROLINA

NRW ENGINEERING
748 Lord Dunmore Drive, Suite 101
Virginia Beach, VA 23464-2664

ISSUED FOR CONSTRUCTION

AD101

DEPARTMENT OF THE NAVY NAVAL FACILITIES ENGINEERING COMMAND
MARINE CORPS BASE
CAMP LEJEUNE, NORTH CAROLINA

PROJECT 25-0004
BUILDING 1860 ROOF REPAIRS
DEMOLITION ROOF PLAN

DES.	CBW
DR.	EFC
CHK.	BBW
SUBMITTED BY:	NRW ENGINEERING
DESIGN DIR.	CHRISTOPHER MAAS
APPROVED: PWO OR OICC	DATE
PWO	
SATISFACTORY TO	DATE
- Christopher Maas	29-Jun-2026

SIZE	CODE IDENT.NO	NAVFAC DRAWING NO.
E1		60043820
		CONST. CONTR. NO. N40085-24-D-0011

SCALE: NOTED SPEC. 25-0004 SHEET 2 OF 13

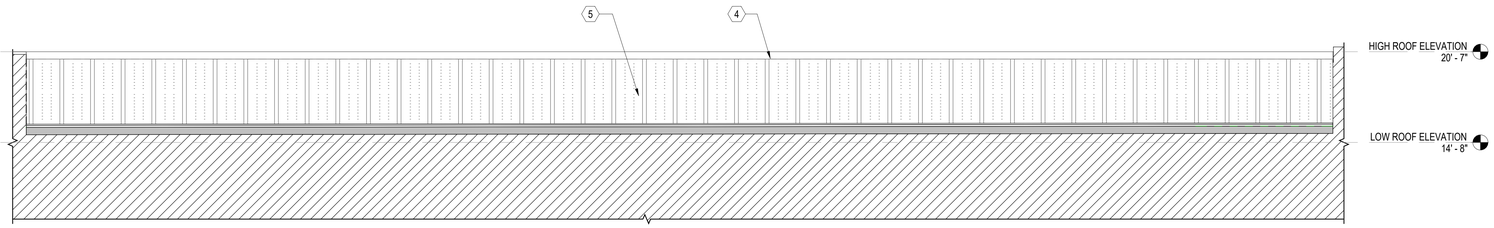

D3 DEMOLITION NORTH ELEVATION

SCALE: 1/4" = 1'-0"

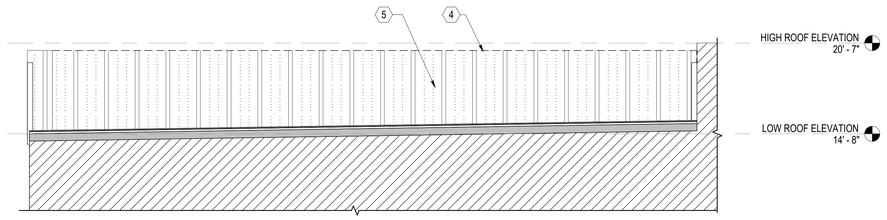

C3 DEMOLITION WEST ELEVATION

SCALE: 1/4" = 1'-0"

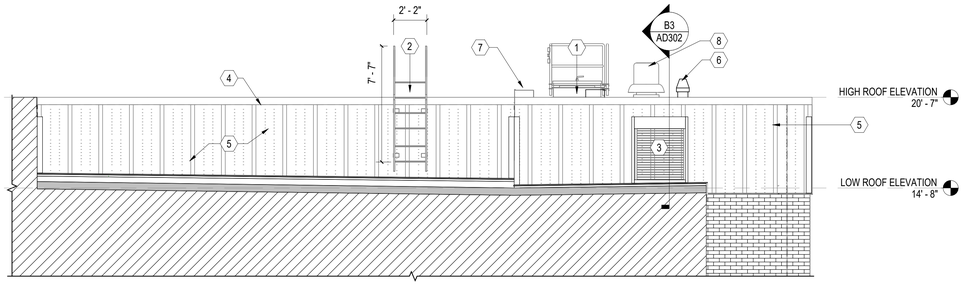

B3 DEMOLITION EAST ELEVATION

SCALE: 1/4" = 1'-0"

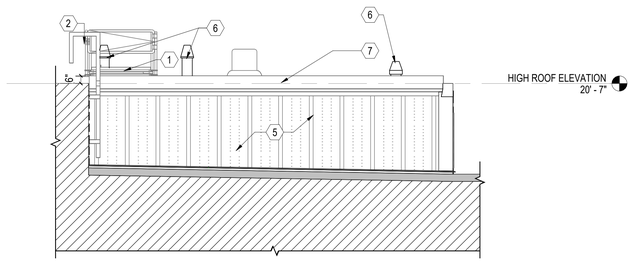

A3 DEMOLITION SOUTH ELEVATION

SCALE: 1/4" = 1'-0"

SYM	REVISIONS	DATE	APPROVED

GENERAL SHEET NOTES

1. CONTRACTOR TO FIELD VERIFY ALL EXISTING DIMENSIONS BEFORE COMMENCING WORK.
2. CONTRACTOR TO REVIEW LEAD PAINT SURVEY AND REPORT OF ASBESTOS BEFORE COMMENCING WORK.
3. CONTRACTOR TO PROTECT EXISTING ITEMS TO REMAIN.
4. CONTRACTOR TO ENSURE PROJECT SITE AND SURROUNDING AREA IS CLEAN AND FREE OF CONSTRUCTION DEBRIS DURING CONSTRUCTION. BUILDING WILL REMAIN OCCUPIED DURING CONSTRUCTION AND SHALL BE WATERTIGHT AT THE END OF EACH WORK DAY.

DEMOLITION KEYNOTES

MARK	DESCRIPTION
1	REMOVE EXISTING ROOF HATCH. PREPARE OPENING FOR NEW ROOF HATCH.
2	EXISTING METAL LADDER TO REMAIN. PREPARE FOR NEW PAINT.
3	EXISTING 40" X 40" LOUVER TO REMAIN, PROTECT.
4	REMOVE EXISTING GRAVEL STOP FLASHING.
5	CAREFULLY REMOVE VERTICAL METAL WALL PANELS FROM UPPER ROOF TO LOWER ROOF AND FLASHING AS INDICATED BY HEAVY DASHED LINE. REMOVE INSULATION AND PREPARE SUBSTRATE FOR NEW VAPOR BARRIER. STORE EXISTING PANELS AND PREPARE FOR REINSTALLATION.
6	EXISTING VENT THROUGH ROOF TO REMAIN. REMOVE BASE FLASHING AND PREPARE FOR NEW FLASHING.
7	REMOVE PARAPET COPING.
8	EXISTING ROOF EXHAUST FAN TO REMAIN. REMOVE EXISTING METAL FLASHING AND TRIM. PREPARE EXHAUST FAN FOR NEW FLASHING AND TRIM.

GRAPHIC SCALE(S)

1/4" =1'-0" 0' 2' 4' 8'

WALKER the GROUP ARCHITECTURE incorporated
PO BOX 141, NEW BERN, NC 28563
252-636-8778

Christopher B. Walker REGISTERED SEAL 15616 05/26/26 ARCHITECT NORTH CAROLINA

ISSUED FOR CONSTRUCTION

AD201

NRW ENGINEERING
748 Lord Dunmore Drive, Suite 101
Virginia Beach, VA 23464-2664

DEPARTMENT OF THE NAVY NAVAL FACILITIES ENGINEERING COMMAND
MARINE CORPS BASE
CAMP LEJEUNE, NORTH CAROLINA

PROJECT 25-0004
BUILDING 1860 ROOF REPAIRS
DEMOLITION ELEVATIONS

DES.	CBW
DR.	EFC
CHK.	BBW
SUBMITTED BY:	NRW ENGINEERING
DESIGN DIR.	CHRISTOPHER MAAS
APPROVED: PWO OR OICC	DATE
PWO	
SATISFACTORY TO:	DATE
- Christopher Maas	29-Jun-2026

SIZE	CODE IDENT.NO	NAVFAC DRAWING NO.
E1		60043821
		CONST. CONTR. NO. N40085-24-D-0011
SCALE: NOTED	SPEC. 25-0004	SHEET 3 OF 13

SYM	REVISIONS	DATE	APPROVED

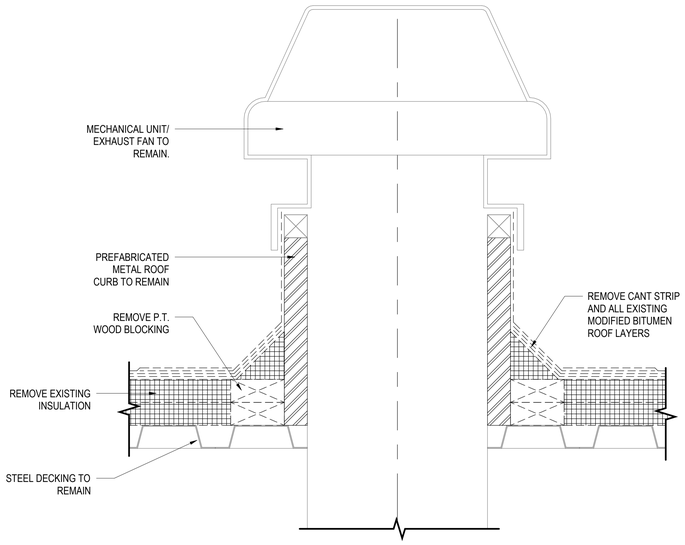

C1 TYPICAL DEMO MECH. CURB DETAIL
SCALE: 3" = 1'-0" (AD101)

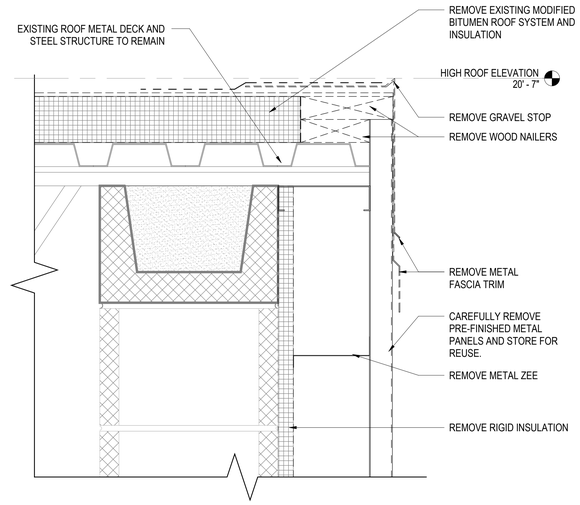

C3 TYPICAL DEMO EDGE DETAIL
SCALE: 3" = 1'-0" (AD101)

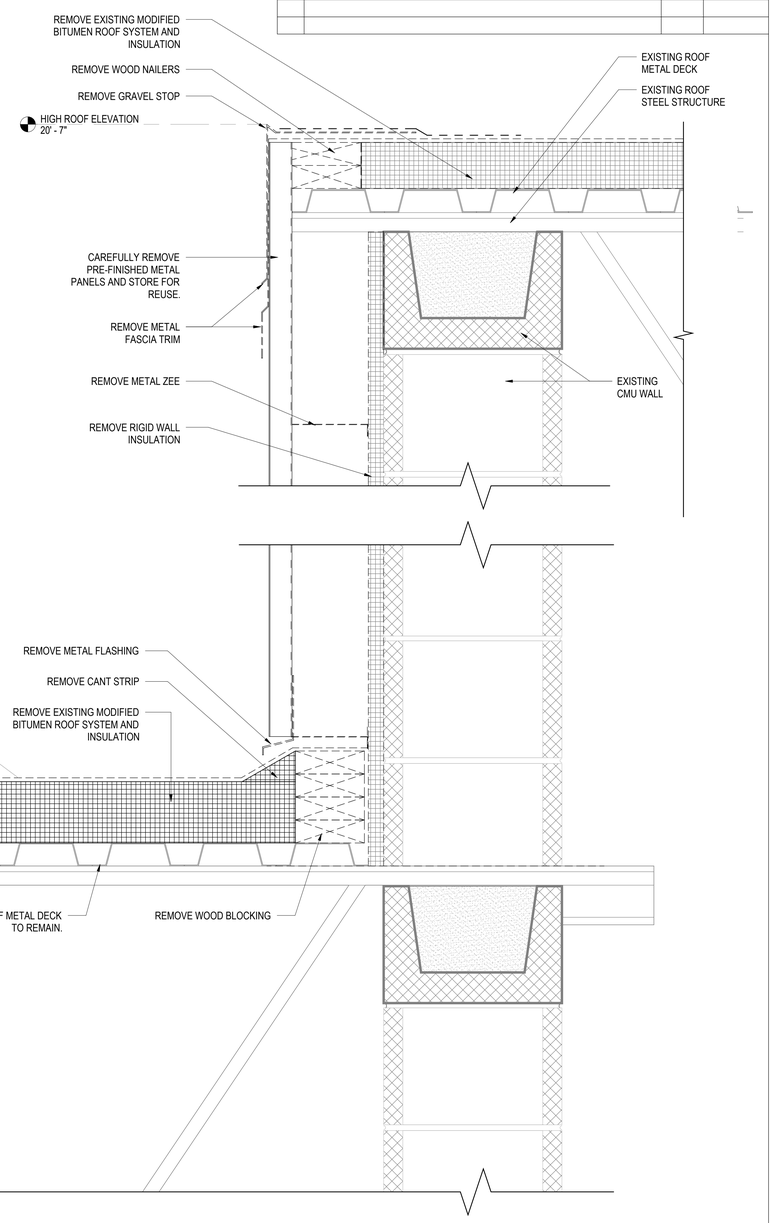

A4 DEMO HIGH WALL SECTION
SCALE: 3" = 1'-0" (AD101)

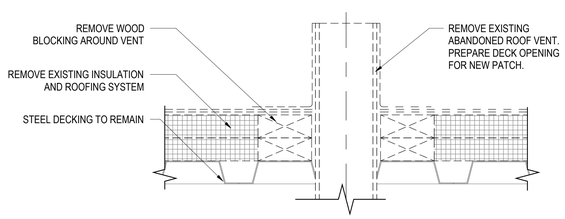

B1 ABANDONED PLUMBING VENT DETAIL
SCALE: 3" = 1'-0"

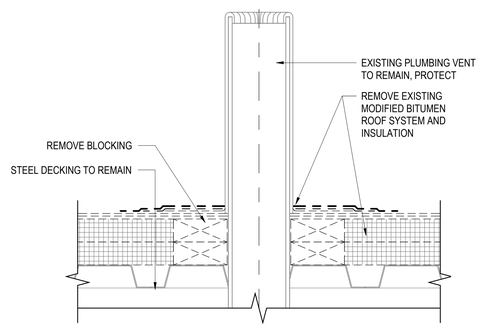

B2 TYPICAL DEMO VENT PENETRATION DETAIL
SCALE: 3" = 1'-0" (AD101)

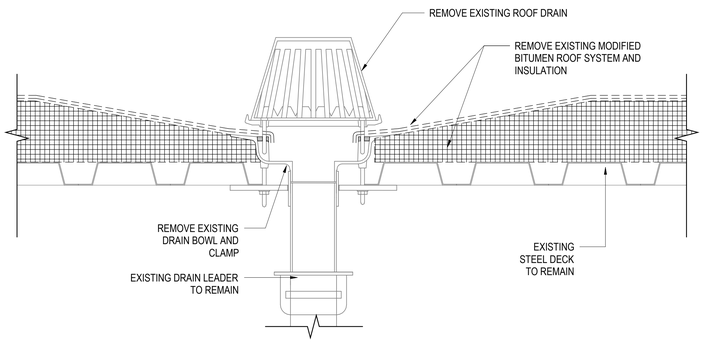

A2 TYPICAL DEMO ROOF DRAIN
SCALE: 3" = 1'-0" (AD101)

3" =1'-0" 0' 3" 6" 9"

WALKER the GROUP ARCHITECTURE incorporated
PO BOX 541, NEW BERN, NC 28563
252-636-8778

Christopher B Walker REGISTERED SEAL 15616 05/26/06 ARCHITECT NORTH CAROLINA

ISSUED FOR CONSTRUCTION

AD301

NRW ENGINEERING
748 Lord Dunmore Drive, Suite 101
Virginia Beach, VA 23464-2664

DEPARTMENT OF THE NAVY NAVAL FACILITIES ENGINEERING COMMAND
MARINE CORPS BASE
CAMP LEJEUNE, NORTH CAROLINA

PROJECT 25-0004
BUILDING 1860 ROOF REPAIRS
DEMOLITION SECTIONS AND DETAILS

DES.	CBW
DR.	EFC
CHK.	BBW
SUBMITTED BY:	NRW ENGINEERING
DESIGN DIR.	CHRISTOPHER MAAS
APPROVED: PWO OR OICC	DATE
PWO	
SATISFACTORY TO	DATE
- Christopher Maas	29-Jun-2026

SIZE	CODE IDENT.NO	NAVFAC DRAWING NO.
E1		60043822
		CONST. CONTR. NO. N40085-24-D-0011
SCALE: NOTED	SPEC. 25-0004	SHEET 4 OF 13

SYM	REVISIONS	DATE	APPROVED

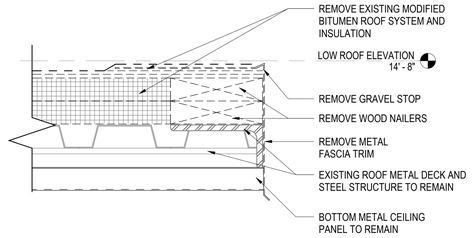

D2 DEMO LOWER ROOF EDGE DETAIL

SCALE: 3" = 1'-0" (AD101)

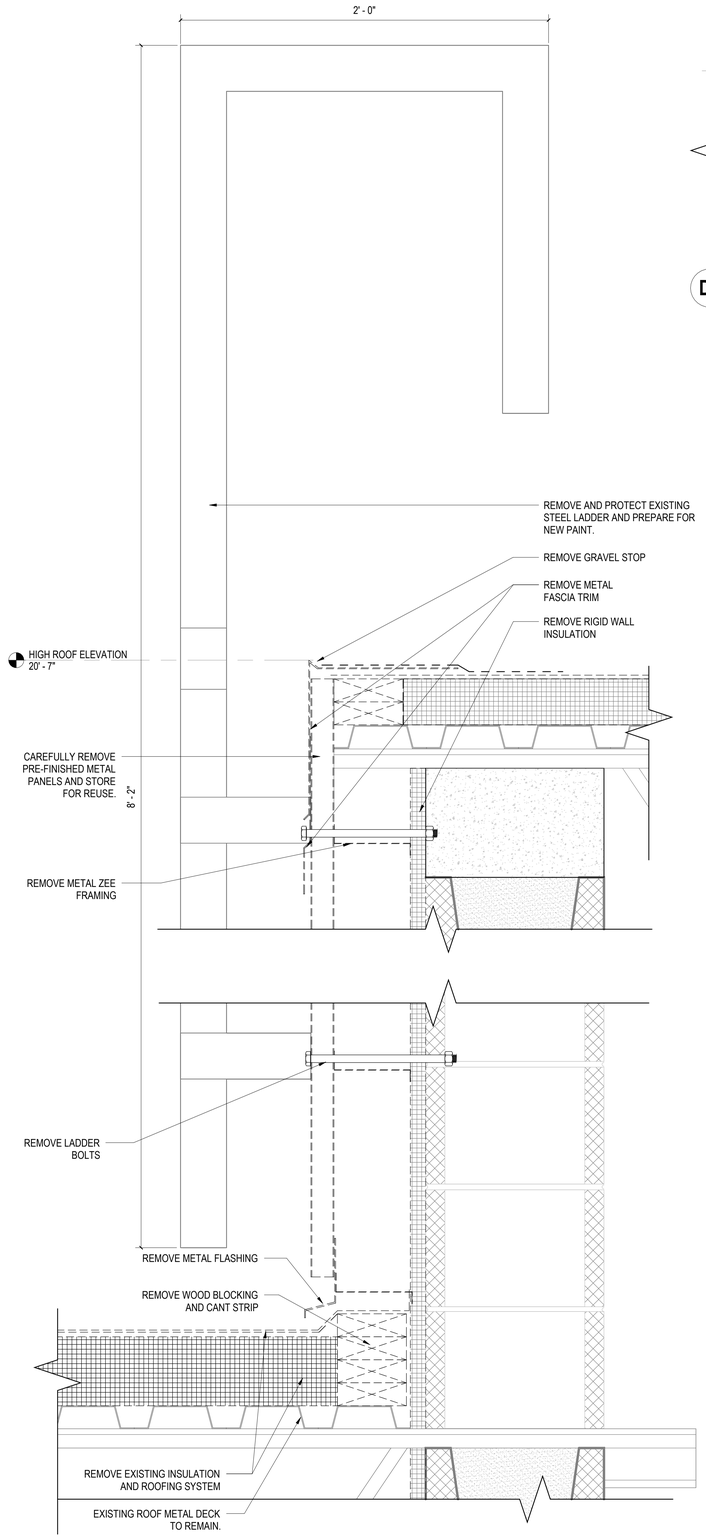

A1 DEMO LADDER SECTION

SCALE: 3" = 1'-0" (A-201)

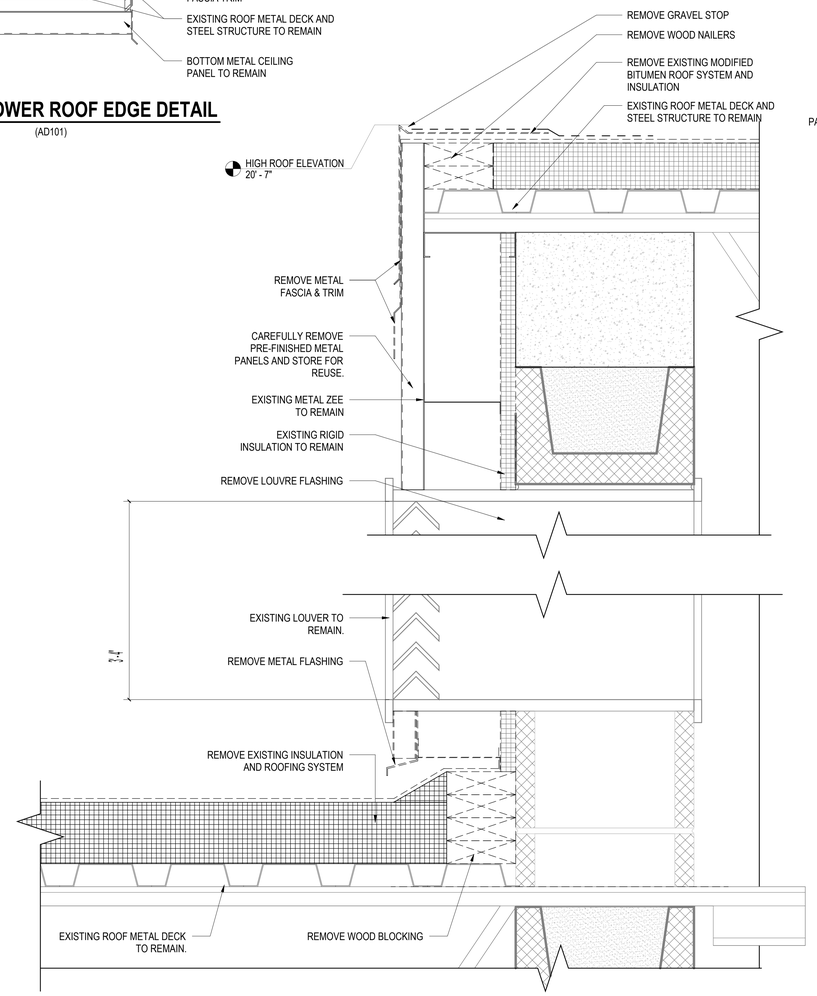

B3 DEMO LOUVER DETAIL

SCALE: 3" = 1'-0" (AD201)

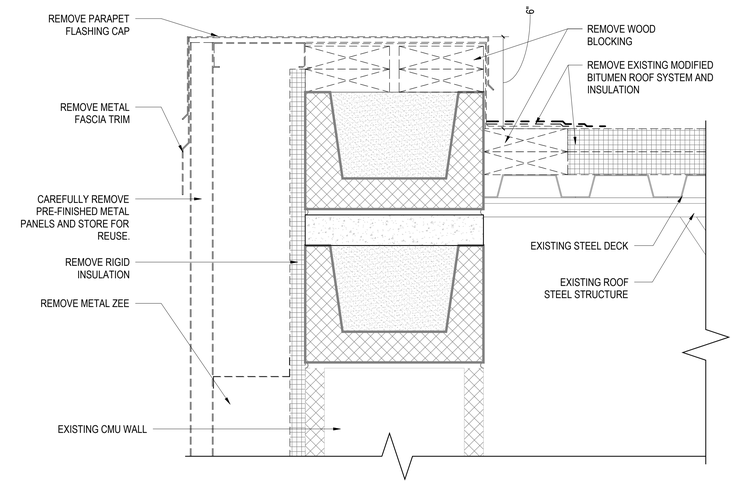

C4 DEMO PARAPET DETAIL

SCALE: 3" = 1'-0" (AD101)

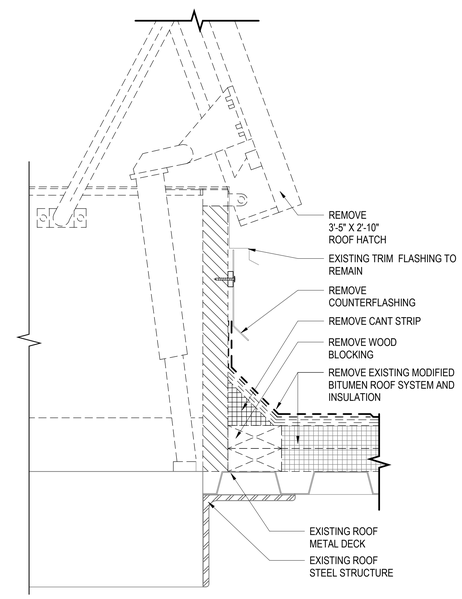

A5 DEMO ROOF HATCH DETAIL

SCALE: 3" = 1'-0" (AD101)

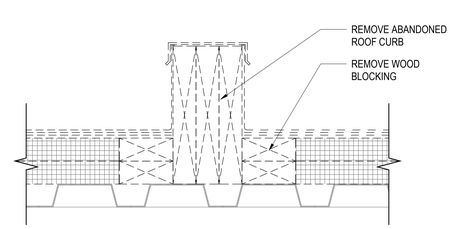

A3 ABANDONED ROOF CURB DETAIL

SCALE: 3" = 1'-0" (A-101)

3" =1'-0" 0' 3" 6" 9"

WALKER the GROUP ARCHITECTURE Incorporated
PO BOX 541, NEW BERN, NC 28563
252-636-8778

Christopher B. Walker REGISTERED SEAL 15616 05/26/26 ARCHITECT NORTH CAROLINA

ISSUED FOR CONSTRUCTION

AD302

NRW ENGINEERING
748 Lord Dunmore Drive, Suite 101
Virginia Beach, VA 23464-2664

DEPARTMENT OF THE NAVY NAVAL FACILITIES ENGINEERING COMMAND
MARINE CORPS BASE
CAMP LEJEUNE, NORTH CAROLINA

PROJECT 25-0004
BUILDING 1860 ROOF REPAIRS
DEMOLITION SECTIONS AND DETAILS

DES.	CBW
DR.	EFC
CHK.	BBW
SUBMITTED BY:	NRW ENGINEERING
DESIGN DIR.	CHRISTOPHER MAAS
APPROVED: PWO OR OICC	DATE
PWO	
SATISFACTORY TO	DATE
- Christopher Maas	29-Jun-2026

SIZE	CODE IDENT.NO	NAVFAC DRAWING NO.
E1		60043823
		CONST. CONTR. NO. N40085-24-D-0011
SCALE: NOTED	SPEC. 25-0004	SHEET 5 OF 13

SYM	REVISIONS	DATE	APPROVED

ARCHITECTURAL SYMBOLS

1 / A-501 — DETAIL NUMBER; SHEET WHERE DRAWN **DETAIL TAG**	ROOM / 101 — ROOM NAME; ROOM NUMBER **ROOM TAG**	A1 / A-901 — PHOTOGRAPH NUMBER; SHEET WHERE SHOWN **PHOTOGRAPH TAG**
A1 / A-301 — BUILDING — A1 / A-301 — SECTION NUMBER; SHEET WHERE DRAWN **BUILDING SECTION TAG**	A1 / A-401 — INTERIOR ELEVATION NUMBER; SHEET WHERE DRAWN **INTERIOR ELEVATION TAG**	
A1 / A-301 — SECTION NUMBER; SHEET WHERE DRAWN **WALL / PARTIAL BUILDING SECTION TAG**	1 — **NEW WORK KEYNOTE TAG**; KEYNOTE NUMBER	234 — SPECIALITY ITEM NUMBER **SPECIALITY ITEM TAG**
A1 / A-301 — DIRECTION OF VIEW; ELEVATION NUMBER; SHEET WHERE DRAWN **EXTERIOR ELEVATION TAG**	1 — **DEMO KEYNOTE TAG**; KEYNOTE NUMBER	33 — PARTITION IN PLAN; PARTITION TYPE DESIGNATION (REFER TO PARTITION SCHEDULE) **PARTITION TYPE TAG**
101 — DOOR NUMBER (REFER TO DOOR SCHEDULE) **DOOR TAG**	B — WINDOW TYPE LETTER **WINDOW TYPE TAG**	

MATERIALS LEGEND

SECTION		ELEVATION	
	WOOD - ROUGH		EIFS - PAINTED
	WOOD BLOCKING		CMU - PAINTED
	PLYWOOD		CMU - PAINTED - ACCENT
	CONCRETE MASONRY UNIT		GLAZED BLOCK
	BRICK		GLAZING
	CAST-IN-PLACE CONCRETE		SPANDREL GLAZING / STEEL PANEL
	STEEL		CONCRETE FOUNDATION
	ALUMINUM		
	GYPSUM BOARD		
	BATT/LOOSE FILL INSULATION		
	RIGID INSULATION		
	SAND / MORTAR / PLASTER		
	EARTH / COMPACT FILL		
	POROUS FILL / GRAVEL		
	ACOUSTICAL TILE CEILING		
	CERAMIC TILE		
	FINISHED WOOD		

ARCHITECTURAL ABBREVIATIONS

AB	ANCHOR BOLT
ACS PNL	ACCESS PANEL
ADJ	ADJUST
ALT	ALTERNATE, ALTITUDE
ALUM	ALUMINUM
ANOD	ANODIZED
APPROX	APPROXIMATE
ARCH	ARCHITECT
ASPH	ASPHALT
ATC	ACOUSTICAL TILE CEILING
BD	BOARD
BLDG	BUILDING
BLW	BELOW
BM	BEAM
BOS	BOTTOM OF SLAB / STEEL
BOT	BOTTOM
BRG	BEARING
BSMT	BASEMENT
BTWN	BETWEEN
C TO C	CENTER TO CENTER
CAB	CABINET
CEM	CEMENT
CER	CERAMIC
CI	CAST IRON
CIP	CAST IRON PIPE
CJ	CONTROL / CONSTRUCTION JOINT
CLG	CEILING
CLG REG	CEILING REGISTER
CLR	CLEAR
CMU	CONCRETE MASONRY UNIT
CND	CONDUIT
CNDS	CONDENSATE
CNSTR	CONSTRUCTION
CNTR	CNTR
CO	CLEANOUT
COL	COLUMN
CONC	CONCRETE
CONN	CONNECT
CONT	CONTINUE / CONTINUOUS
CORR	CORRIDOR
CPT	CARPET / COMMON PATH OF TRAVEL
CT	CERAMIC TILE
CTR	CENTER
D	DEPTH / DEEP
DEG	DEGREE
DEMO	DEMOLITION
DET	DETAIL
DIA	DIAMETER
DIM	DIMENSION
DR	DRAIN
DS	DOWNSPOUT
DW	DISHWASHER
DWG	DRAWING
E	EAST
EA	EACH
EIFS	EXTERIOR INSULATION & FINISH SYSTEM
EJ	EXPANSION JOINT
EL	ELEVATION
ELEC	ELECTRIC / ELECTRICAL
EPDM	ETHLENE PROPYLENE DIEN MONOMER
EQ	EQUAL
EQUIP	EQUIPMENT
EW	EACH WAY
EWC	ELECTRIC WATER COOLER
EXH	EXHAUST
EXIST	EXISTING
EXP	EXPANSION / EXPOSED / EXPAND
EXT	EXTERIOR
FD	FLOOR DRAIN
FDTN	FOUNDATION
FF	FINISH FACE
FG	FIGURE
FHC	FIRE HOUSE CABINET
FIN FLR	FINISHED FLOOR
FOF	FACE OF FINISH
FOM	FACE OF MASONRY
FOS	FACE OF STUB / FACE OF SLAB
FR	FRAME / FIRE RATING / FIRE RESISTANT
FT	FOOT, FEET
FTG	FOOTING
GA	GAUGE
GALV	GALVANIZED
GFCI	GOVERNMENT FURNISHED CONTRACTOR INSTALLED
GL	GLASS / GROUND LEVEL
GR	GROSS
GSU	GLAZED STRUCTURAL UNIT
GYP	GYPSUM
H	HIGH
HB	HOSE BIB
HDW	HARDWARE
HM	HOLLOW METAL
HORIZ	HORIZONTAL
HT	HEIGHT
HVY	HEAVY
ID	INSIDE DIAMETER
INSUL	INSULATION / INSULATED
INT	INTERIOR
J-BOX	JUNCTION BOX
JAN	JANITOR CLOSET
LAV	LAVATORY
LB	POUND
LT	LIGHT
MACH	MACHINE
MATL	MATERIAL
MAX	MAXIMUM
MECH	MECHANICAL
MFG	MANUFACTURING
MIN	MINIMUM / MINUTE
MISC	MISCELLANEOUS
ML	MATCH LINE
MO	MASONRY OPENING / MOTOR OPERATED
MTD	MOUNTED
MTG	MOUNTING / MEETING
MTL	METAL
MWP	MEMBRANE WATERPROOFING
N	NORTH
NIC	NOT IN CONTRACT
NO	NUMBER
NOM	NOMINAL
NTS	NOT TO SCALE
OA	OUTSIDE AIR
OC	ON CENTER
OD	OUTSIDE DIAMETER / DIMENSION
OPH	OPPOSITE HAND
OPNG	OPENING
OPP	OPPOSITE
OPT	OPTIONAL
PCT	PERCENT
PEJ	PREMOLDED EXPANSION JOINT
PL	PROPERTY LINE
PLAS	PLASTER / PLASTIC
PLYWD	PLYWOOD
PNL	PANEL
PRELIM	PRELIMINARY
PSF	POUNDS PER SQUARE FOOT
PSI	POUNDS PER SQUARE INCH
PT	PAINT
QT	QUARRY TILE
R	RADUIS / RISER
RA	RETURN AIR
RAD	RETURN AIR DUCT
RB	RESILIENT BASE
RD	ROOF DRAIN / ROAD
REFL	REFLECT
REFR	REFRIGERATION
REINF	REINFORCE
REQD	REQUIRED
REV	REVISION
RF	RESILIENT FLOORING
RL	ROOF LEADER
RM	ROOM
RND	ROUND
RO	ROUGH OPENING
RS	ROUGH SAWN
RT	RIGHT
S	SOUTH
SAPC	SUSPENDED ACOUSTICAL PANEL CEILING
SCHED	SCHEDULE
SECT	SECTION

WALKER the GROUP ARCHITECTURE incorporated
PO BOX 541, NEW BERN, NC 28563
252-636-8778

Christopher B. Walker REGISTERED SEAL 15616 ARCHITECT NORTH CAROLINA

ISSUED FOR CONSTRUCTION

A-001

NRW ENGINEERING
748 Lord Dunmore Drive, Suite 101
Virginia Beach, VA 23454-3564

DEPARTMENT OF THE NAVY — NAVAL FACILITIES ENGINEERING COMMAND

MARINE CORPS BASE
CAMP LEJEUNE, NORTH CAROLINA

DES.	CBW
DR.	EFC
CHK.	BBW
SUBMITTED BY:	NRW ENGINEERING
DESIGN DIR.	CHRISTOPHER MAAS
APPROVED: PWO OR OICC	DATE
PWO	
SATISFACTORY TO	DATE
- Christopher Maas	29-Jun-2026

PROJECT 25-0004
BUILDING 1860 ROOF REPAIRS
ARCHITECTURAL NOTES & SYMBOLS

SIZE	CODE IDENT.NO	NAVFAC DRAWING NO.	
E1		60043824	
		CONST. CONTR. NO.	N40085-24-D-0011
SCALE: NOTED		SPEC. 25-0004	SHEET 6 OF 13

SYM	REVISIONS	DATE	APPROVED

ZONE 1 - FIELD AREA

ZONE 2 - PERIMETER AREA

ZONE 3 - CORNER AREA

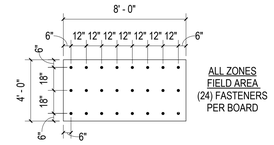

UPPER ROOF FASTENING PATTERN

HIGH ROOF:

DESIGN CODE: ASCE 7-16 ASD
EXPOSURE CATEGORY: C
RISK CATEGORY: III
WIND SPEED: 147 MPH
DESIGN ROOF HEIGHT: 23FT
MIN. BUILDING WIDTH: 120FT
ROOF PITCH: 1/2 / 12

DESIGN WIND PRESSURE:
BASIC VELOCITY PRESSURE: 26.20 PSF
HORIZONTAL DESIGN PRESSURE: 45.99 PSF

FASCIA DESIGN LOAD: 76.80 PSF

LOW ROOF:

DESIGN CODE: ASCE 7-16 ASD
EXPOSURE CATEGORY: C
RISK CATEGORY: III
WIND SPEED: 147 MPH
DESIGN ROOF HEIGHT: 18FT
MIN. BUILDING WIDTH: 120FT
ROOF PITCH: 1/2 / 12

DESIGN WIND PRESSURE:
BASIC VELOCITY PRESSURE: 26.44PSF
HORIZONTAL DESIGN PRESSURE: 46.40 PSF
VERTICAL DESIGN PRESSURE: 99.15 PSF

FASCIA DESIGN LOAD: 77.49 PSF

NOTE: FASTENING PATTERNS ARE MINIMUM REQUIREMENTS. ROOF MANUFACTURER MAY EXCEED THE NUMBER OF FASTENERS AND ADHESIVE PATTERNS IN ANY ZONE.

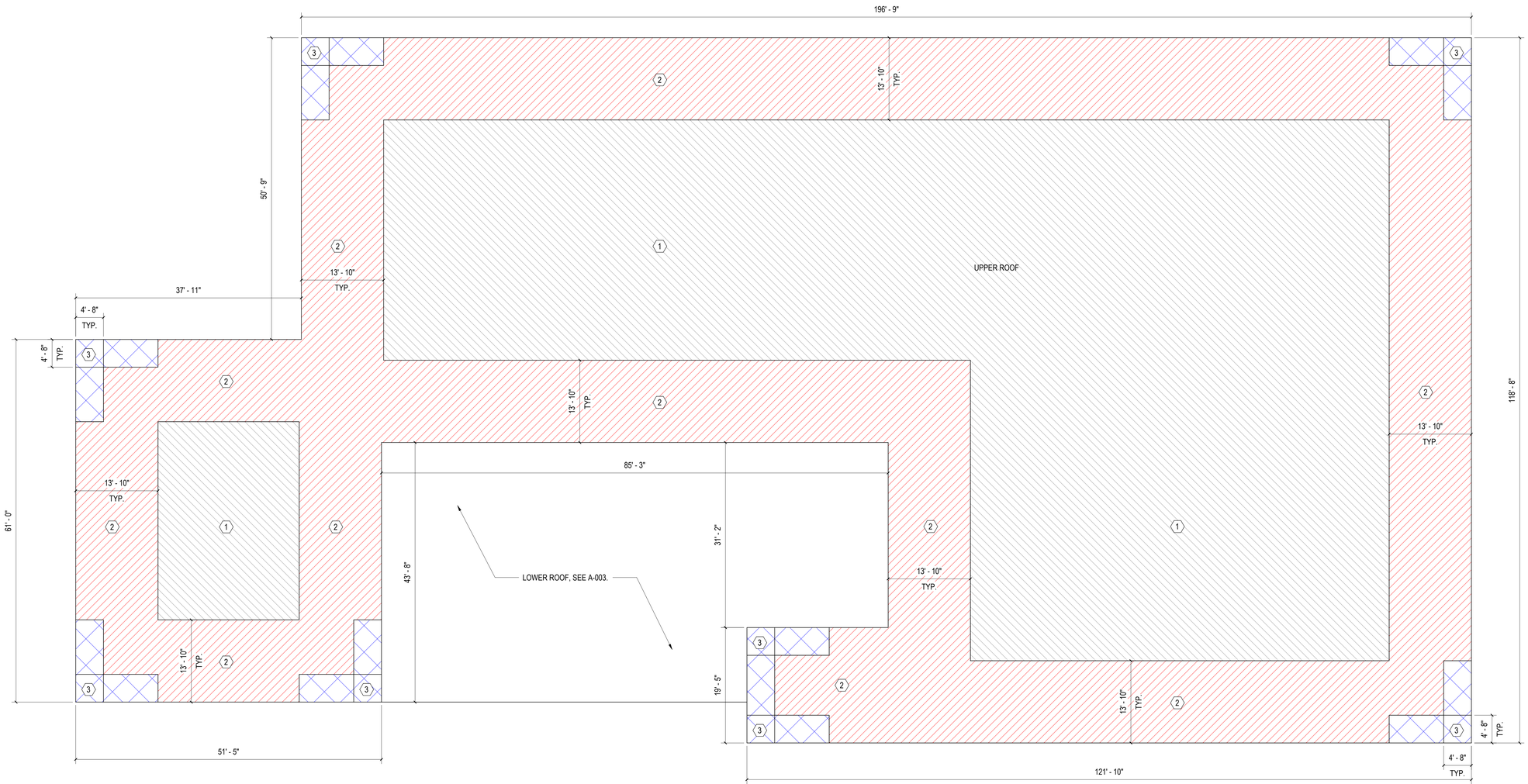

UPPER ROOF FASTENING ZONE

SCALE: 1/8" = 1'-0"

WALKER the GROUP ARCHITECTURE incorporated
PO BOX 141, NEW BERN, NC 28563
252-636-8778

Christopher B. Walker REGISTERED SEAL 15616 05/26/26 ARCHITECT NORTH CAROLINA

ISSUED FOR CONSTRUCTION

A-002

NRW ENGINEERING
748 Lord Dunmore Drive, Suite 101
Virginia Beach, VA 23464-2664

DEPARTMENT OF THE NAVY NAVAL FACILITIES ENGINEERING COMMAND
MARINE CORPS BASE
CAMP LEJEUNE, NORTH CAROLINA

PROJECT 25-0004
BUILDING 1860 ROOF REPAIRS
HIGH ROOF FASTENING ZONES

DES.	CBW		
DR.	EFC		
CHK.	BBW		
SUBMITTED BY:	NRW ENGINEERING		
DESIGN DIR.	CHRISTOPHER MAAS		
APPROVED: PWO OR OICC	DATE	SIZE	CODE IDENT.NO
PWO		E1	
SATISFACTORY TO	DATE		
- Christopher Maas	29-Jun-2026		

NAVFAC DRAWING NO. 60043825
CONST. CONTR. NO. N40085-24-D-0011
SCALE: NOTED SPEC. 25-0004 SHEET 7 OF 13

SYM	REVISIONS	DATE	APPROVED

ZONE 1 - FIELD AREA

ZONE 2 - PERIMETER AREA

ZONE 3 - CORNER AREA

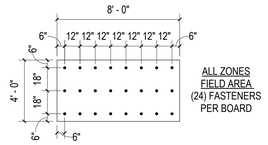

LOWER ROOF FASTENING PATTERN

HIGH ROOF:

DESIGN CODE: ASCE 7-16 ASD
EXPOSURE CATEGORY: C
RISK CATEGORY: III
WIND SPEED: 147 MPH
DESIGN ROOF HEIGHT: 23FT
MIN. BUILDING WIDTH: 120FT
ROOF PITCH: 1/2 / 12

DESIGN WIND PRESSURE:
BASIC VELOCITY PRESSURE: 26.20 PSF
HORIZONTAL DESIGN PRESSURE: 45.99 PSF

FASCIA DESIGN LOAD: 76.80 PSF

LOW ROOF:

DESIGN CODE: ASCE 7-16 ASD
EXPOSURE CATEGORY: C
RISK CATEGORY: III
WIND SPEED: 147 MPH
DESIGN ROOF HEIGHT: 18FT
MIN. BUILDING WIDTH: 120FT
ROOF PITCH: 1/2 / 12

DESIGN WIND PRESSURE:
BASIC VELOCITY PRESSURE: 26.44PSF
HORIZONTAL DESIGN PRESSURE: 46.40 PSF
VERTICAL DESIGN PRESSURE: 99.15 PSF

FASCIA DESIGN LOAD: 77.49 PSF

NOTE: FASTENING PATTERNS ARE MINIMUM REQUIREMENTS. ROOF MANUFACTURER MAY EXCEED THE NUMBER OF FASTENERS AND ADHESIVE PATTERNS IN ANY ZONE.

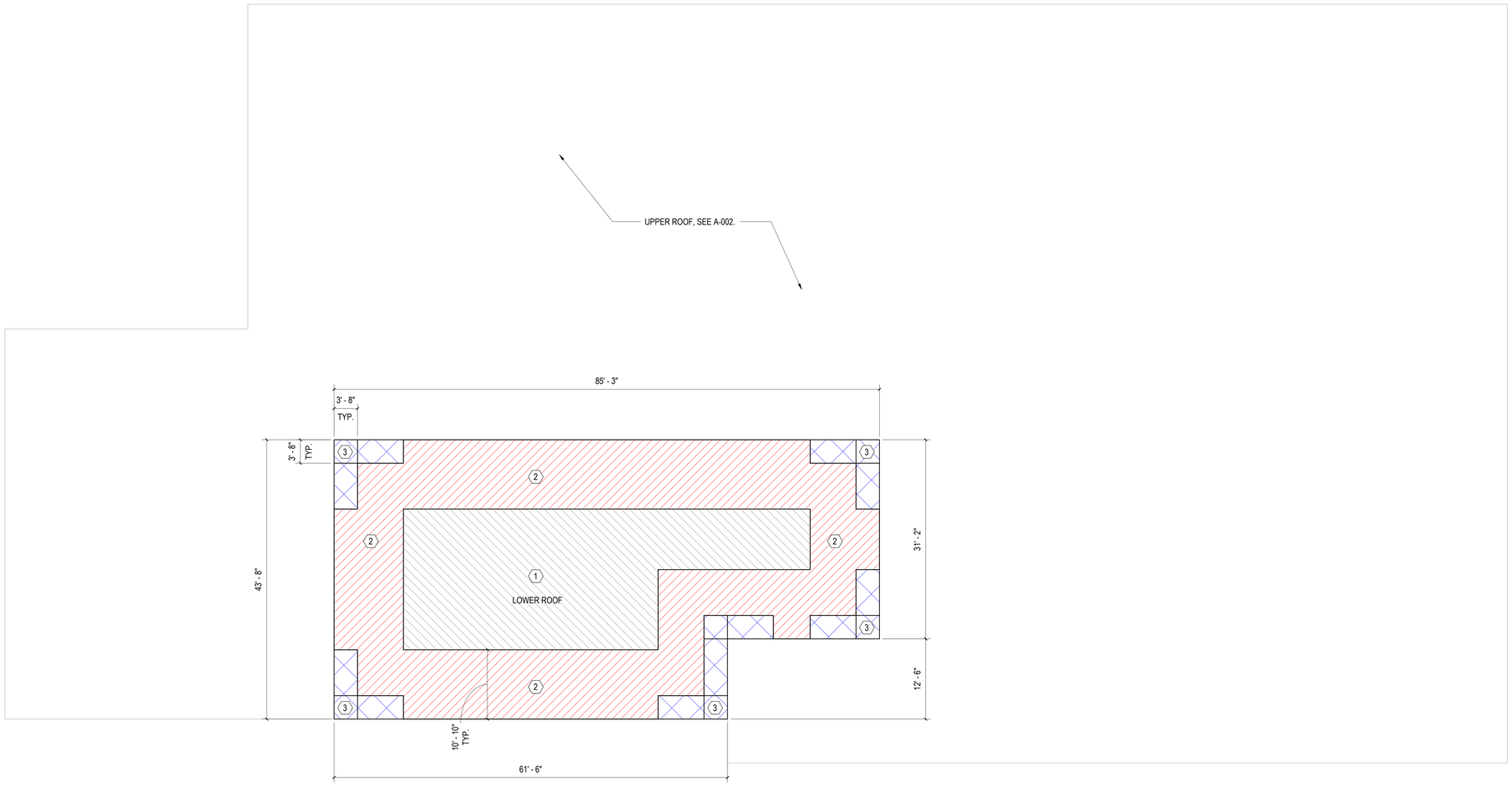

LOWER ROOF FASTENING ZONE

SCALE: 1/8" = 1'-0"

WALKER the GROUP ARCHITECTURE incorporated
PO BOX 541, NEW BERN, NC 28563
252-636-8778

Christopher B. Walker REGISTERED SEAL 15616 ARCHITECT NORTH CAROLINA

ISSUED FOR CONSTRUCTION

A-003

NRW ENGINEERING
748 Lord Dunmore Drive, Suite 101
Virginia Beach, VA 23464-3564

DEPARTMENT OF THE NAVY NAVAL FACILITIES ENGINEERING COMMAND
MARINE CORPS BASE
CAMP LEJEUNE, NORTH CAROLINA

PROJECT 25-0004
BUILDING 1860 ROOF REPAIRS
LOW ROOF FASTENING ZONES

DES.	CBW		
DR.	EFC		
CHK.	BBW		
SUBMITTED BY:	NRW ENGINEERING		
DESIGN DIR.	CHRISTOPHER MAAS		
APPROVED: PWO OR OICC	DATE	SIZE	CODE IDENT.NO
PWO		E1	
SATISFACTORY TO	DATE		
Christopher Maas	29-Jun-2026		

NAVFAC DRAWING NO. 60043826
CONST. CONTR. NO. N40085-24-D-0011
SCALE: NOTED SPEC. 25-0004 SHEET 8 OF 13

NOTE: EXISTING METAL DECKING HAS A STRUCTURAL SLOPE OF 1/2" PER FOOT STRUCTURAL SLOPE.

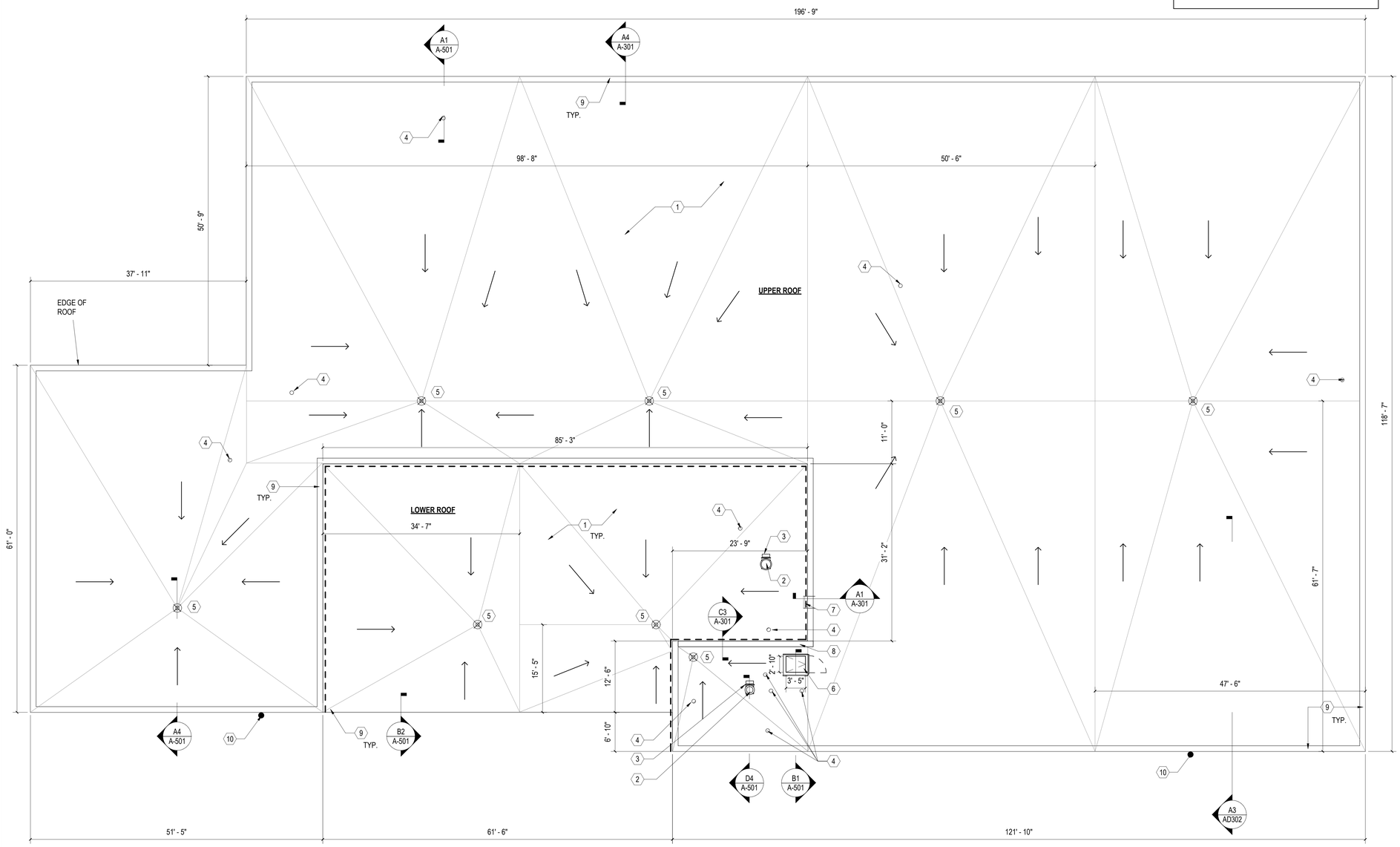

NEW WORK ROOF PLAN

SCALE: 1/8" = 1'-0"

PLAN NORTH

SYM	REVISIONS	DATE	APPROVED

GENERAL SHEET NOTES

1. CONTRACTOR TO FIELD VERIFY ALL EXISTING DIMENSIONS BEFORE COMMENCING WORK.
2. CONTRACTOR TO REVIEW LEAD PAINT SURVEY AND REPORT OF ASBESTOS BEFORE COMMENCING WORK.
3. CONTRACTOR TO PROTECT EXISTING ITEMS TO REMAIN.
4. CONTRACTOR TO ENSURE PROJECT SITE AND SURROUNDING AREA IS CLEAN AND FREE OF CONSTRUCTION DEBRIS DURING CONSTRUCTION. BUILDING WILL REMAIN OCCUPIED DURING CONSTRUCTION AND SHALL BE WATERTIGHT AT THE END OF EACH WORK DAY.

NEW WORK KEYNOTES

MARK	DESCRIPTION
1	PROVIDE MODIFIED BITUMEN ROOF SYSTEM OVER 1/2" RECOVERY BOARD, POLYISOCYANURATE INSULATION (R-25 MIN), 5/8" VAPOR BARRIER, OVER EXISTING STEEL DECK.
2	PROVIDE MODIFIED BITUMEN BASE FLASHING AT EXISTING MECHANICAL EQUIPMENT CURB.
3	PROVIDE PITCH POCKET AT EXISTING ROOF PENETRATIONS.
4	PROVIDE MODIFIED BITUMEN PIPE FLASHING AT EXISTING VENT THROUGH ROOF.
5	PROVIDE ROOF DRAINS IN EXISTING LOCATIONS. ATTACH TO EXISTING INTERIOR ROOF DRAIN LEADERS.
6	PROVIDE NEW ROOF HATCH TO MATCH EXISTING SIZE ROUGH OPENING. PROVIDE MODIFIED BITUMEN FLASHING AT CURB. PROVIDE OSHA 29 CFR 1910.23 COMPLIANT RAIL SYSTEM AND GATE. POSTS AND RAILS ARE 1¼" SCHEDULE 40 PIPE IN 6061 T6 ALUMINUM ALLOY. CURB MOUNTING BRACKETS AND TEARDROP BRACKETS ARE 6063 T5 ALUMINUM EXTRUSION. LOCKING MECHANISM IS CAST ALUMINUM AND SPRING HINGES AND ALL FASTENERS ARE TYPE 316 STAINLESS STEEL. RAIL AND GATE FINISH SHALL BE SAFETY YELLOW POWDER COAT PAINT FINISH
7	PAINT EXISTING METAL ROOF LADDER.
8	PROVIDE PRE-FINISHED METAL PARAPET CAP TO MATCH EXISTING.
9	PROVIDE PRE-FINISHED METAL DRIP EDGE TO MATCH EXISTING.
10	EXISTING CONDUIT AND TRANSMITTER TO REMAIN, PROTECT.

GRAPHIC SCALE(S)

1/8" =1'-0" 0' 4' 8' 16'

WALKER the GROUP ARCHITECTURE incorporated
PO BOX 541, NEW BERN, NC 28563
252-636-8978

Christopher B. Walker REGISTERED SEAL 15616 06/26/26 ARCHITECT NORTH CAROLINA

ISSUED FOR CONSTRUCTION

A-101

NRW ENGINEERING
748 Lord Dunmore Drive, Suite 101
Virginia Beach, VA 23464-2664

DEPARTMENT OF THE NAVY NAVAL FACILITIES ENGINEERING COMMAND
MARINE CORPS BASE
CAMP LEJEUNE, NORTH CAROLINA

DES.	CBW
DR.	EFC
CHK.	BBW
SUBMITTED BY:	NRW ENGINEERING
DESIGN DIR.	CHRISTOPHER MAAS
APPROVED: PWO OR OICC	DATE
PWO	
SATISFACTORY TO	DATE
- Christopher Maas	29-Jun-2026

PROJECT 25-0004
BUILDING 1860 ROOF REPAIRS
NEW WORK ROOF PLAN

SIZE	CODE IDENT.NO	NAVFAC DRAWING NO.
E1		60043827
		CONST. CONTR. NO. N40085-24-D-0011

SCALE: NOTED SPEC. 25-0004 SHEET 9 OF 13

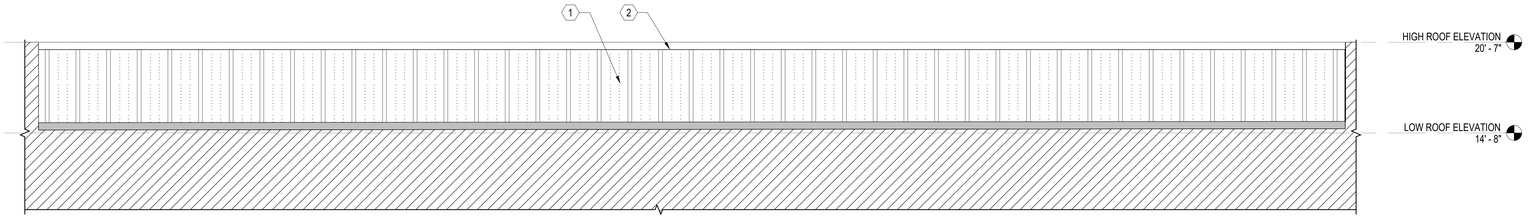

D3 NEW WORK NORTH ELEVATION

SCALE: 1/4" = 1'-0"

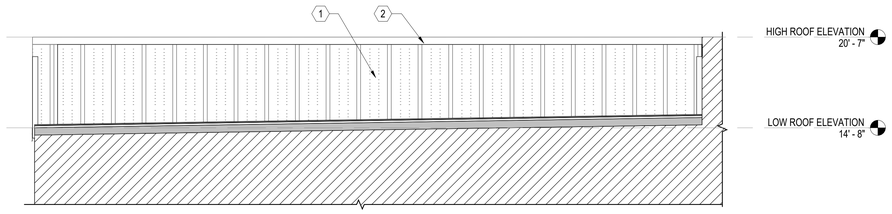

C3 NEW WORK WEST ELEVATION

SCALE: 1/4" = 1'-0"

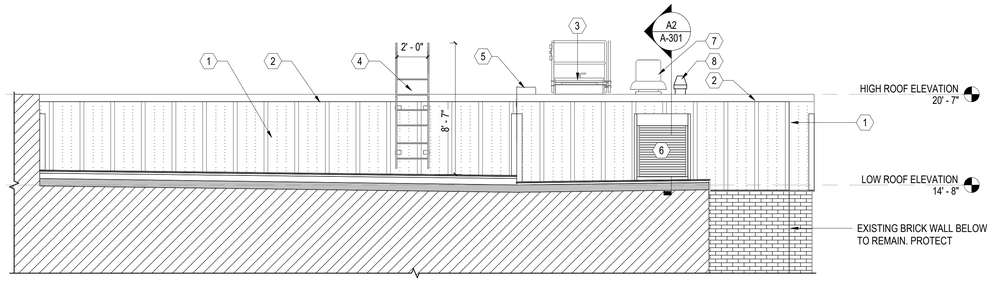

B3 NEW WORK EAST ELEVATION

SCALE: 1/4" = 1'-0"

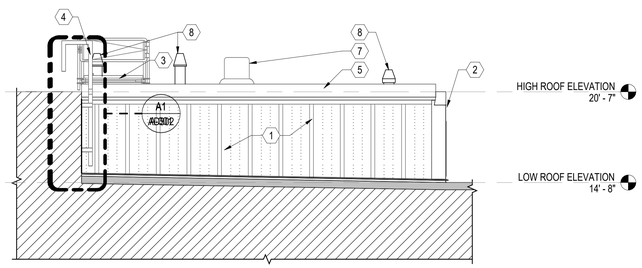

A3 NEW WORK SOUTH ELEVATION

SCALE: 1/4" = 1'-0"

SYM	REVISIONS	DATE	APPROVED

GENERAL SHEET NOTES

1. CONTRACTOR TO FIELD VERIFY ALL EXISTING DIMENSIONS BEFORE COMMENCING WORK.
2. CONTRACTOR TO REVIEW LEAD PAINT SURVEY AND REPORT OF ASBESTOS BEFORE COMMENCING WORK.
3. CONTRACTOR TO PROTECT EXISTING ITEMS TO REMAIN.
4. CONTRACTOR TO ENSURE PROJECT SITE AND SURROUNDING AREA IS CLEAN AND FREE OF CONSTRUCTION DEBRIS DURING CONSTRUCTION. BUILDING WILL REMAIN OCCUPIED DURING CONSTRUCTION AND SHALL BE WATERTIGHT AT THE END OF EACH WORK DAY.

NEW WORK KEYNOTES

MARK	DESCRIPTION
1	REINSTALL EXISTING VERTICAL METAL WALL PANELS IN EXISTING LOCATIONS.
2	PROVIDE PRE-FINISHED METAL GRAVEL STOP AND DRIP EDGE.
3	PROVIDE NEW ROOF HATCH TO MATCH EXISTING SIZE ROUGH OPENING. PROVIDE MODIFIED BITUMEN FLASHING AT CURB. PROVIDE OSHA 29 CFR 1910.23 COMPLIANT RAIL SYSTEM AND GATE. POSTS AND RAILS ARE 1¼" SCHEDULE 40 PIPE IN 6061 T6 ALUMINUM ALLOY. CURB MOUNTING BRACKETS AND TEARDROP BRACKETS ARE 6063 T5 ALUMINUM EXTRUSION. LOCKING MECHANISM IS CAST ALUMINUM AND SPRING HINGES AND ALL FASTENERS ARE TYPE 316 STAINLESS STEEL. RAIL AND GATE FINISH SHALL BE SAFETY YELLOW POWDER COAT PAINT FINISH
4	PAINT EXISTING METAL ROOF LADDER AND REINSTALL IN EXISTING LOCATION.
5	PROVIDE PRE-FINISHED METAL PARAPET CAP TO MATCH EXISTING.
6	EXISTING 40" X 40" LOUVER TO REMAIN, PROTECT.
7	PROVIDE MODIFIED BITUMEN BASE FLASHING AT EXISTING MECHANICAL EQUIPMENT CURB.
8	PROVIDE MODIFIED BITUMEN PIPE FLASHING AT EXISTING PLUMBING VENT.

GRAPHIC SCALE(S)

1/4" =1'-0" 0' 2' 4' 8'

WALKER the GROUP ARCHITECTURE
Incorporated
PO BOX 541, NEW BERN, NC 28563
252-636-8778

Christopher B. Walker REGISTERED SEAL 15616 ARCHITECT NORTH CAROLINA 05/26/26

ISSUED FOR CONSTRUCTION

A-201

NRW ENGINEERING
748 Lord Dunmore Drive, Suite 101
Virginia Beach, VA 23464-2664

DEPARTMENT OF THE NAVY NAVAL FACILITIES ENGINEERING COMMAND

MARINE CORPS BASE
CAMP LEJEUNE, NORTH CAROLINA

DES.	CBW
DR.	EFC
CHK.	BBW
SUBMITTED BY:	NRW ENGINEERING
DESIGN DIR.	CHRISTOPHER MAAS
APPROVED: PWO OR OICC	DATE
PWO	
SATISFACTORY TO	DATE
- Christopher Maas	29-Jun-2026

PROJECT 25-0004
BUILDING 1860 ROOF REPAIRS
NEW WORK ELEVATIONS

SIZE	CODE IDENT.NO	NAVFAC DRAWING NO.
E1		60043828
		CONST. CONTR. NO. N40085-24-D-0011
SCALE: NOTED	SPEC. 25-0004	SHEET 10 OF 13

SYM	REVISIONS	DATE	APPROVED

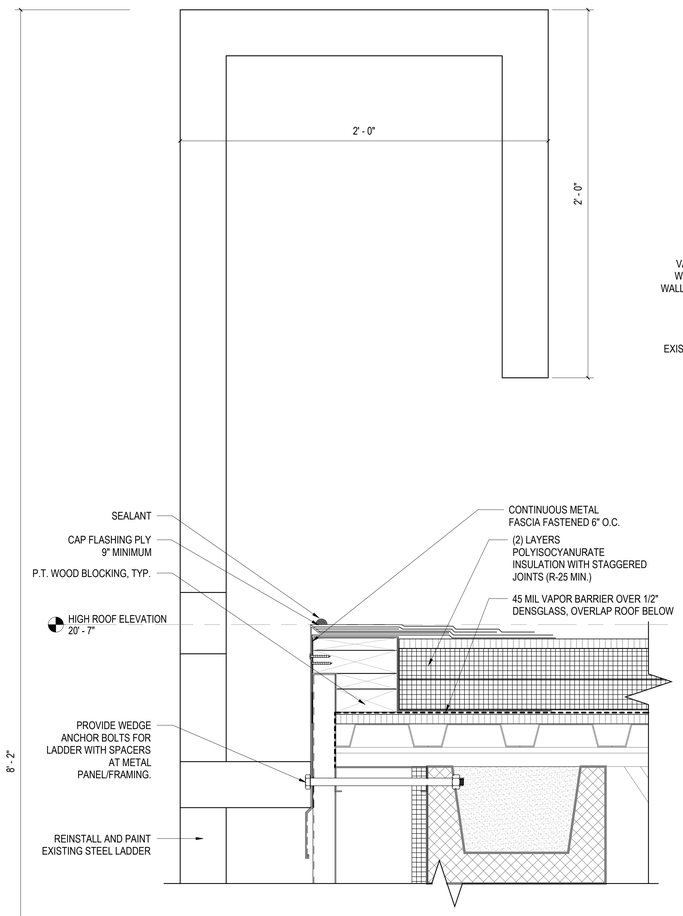

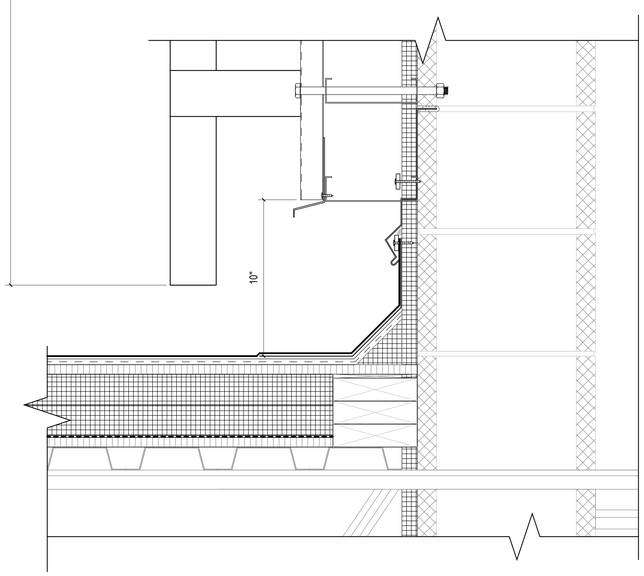

A1 NEW WORK LADDER SECTION

SCALE: 3" = 1'-0" (A-101)

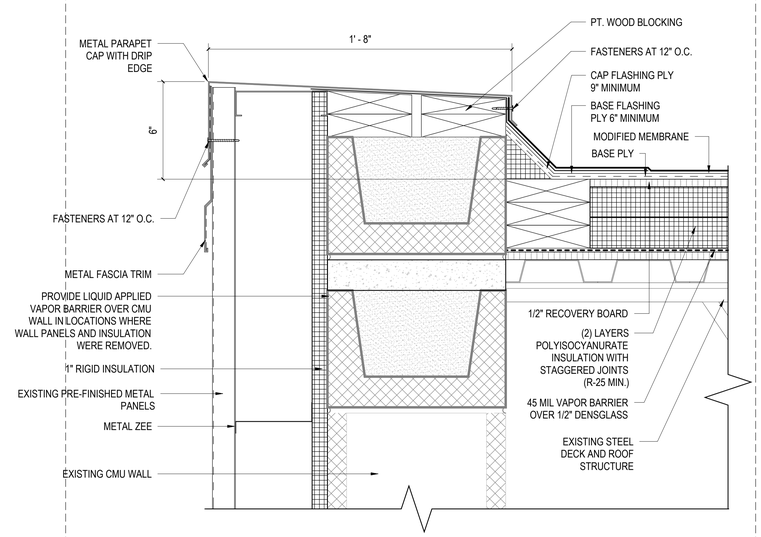

C3 NEW WORK PARAPET DETAIL

SCALE: 3" = 1'-0" (A-101)

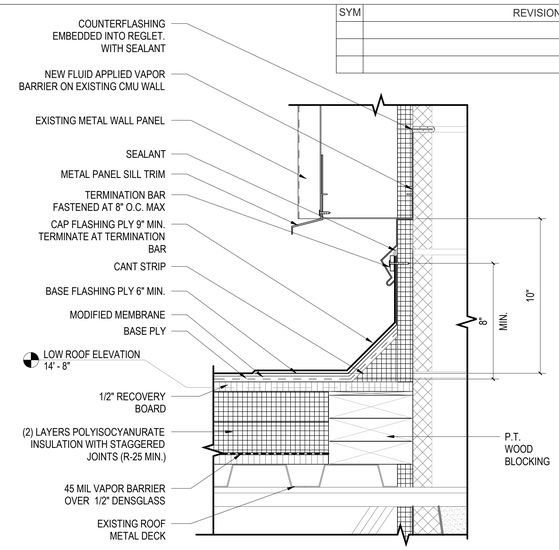

C4 TYPICAL WALL/ROOF TRANSITION DETAIL

SCALE: 3" = 1'-0"

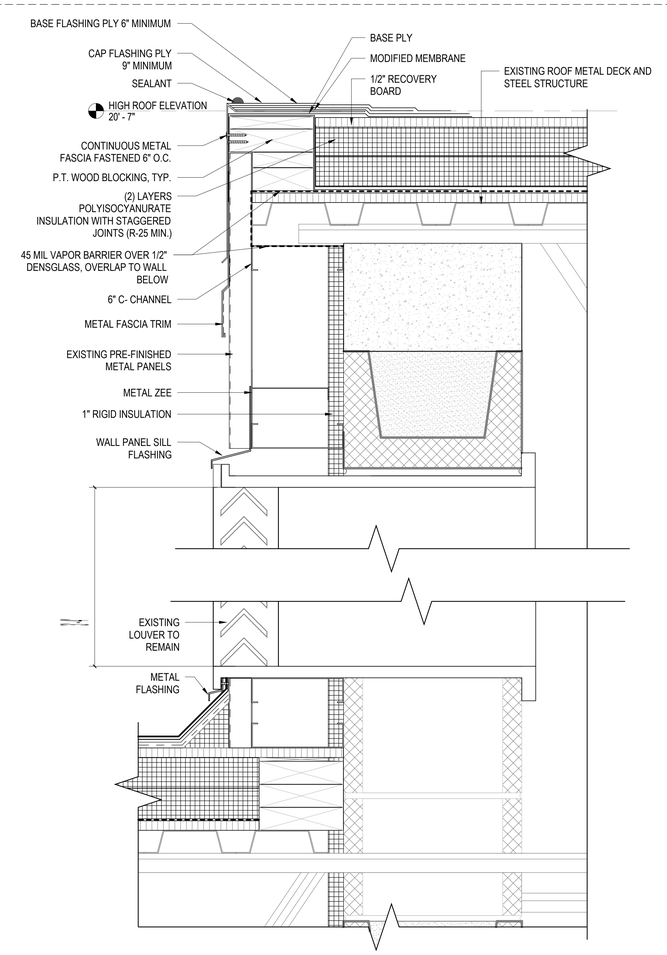

A2 NEW WORK LOUVER DETAIL

SCALE: 3" = 1'-0" (A-201)

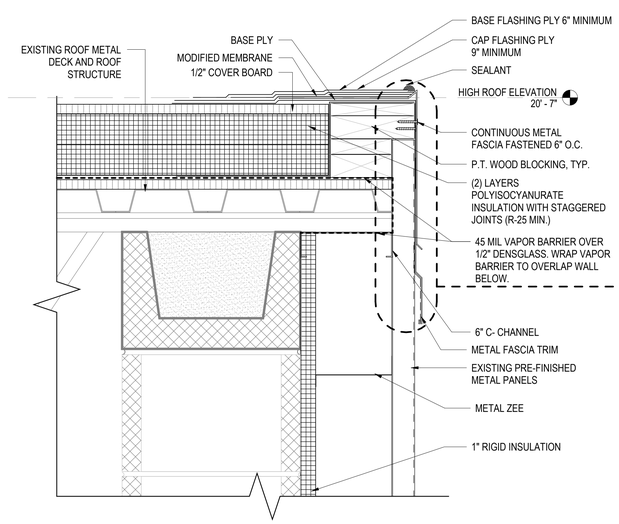

A4 NEW WORK TYPICAL EDGE DETAIL

SCALE: 3" = 1'-0" (A-101)

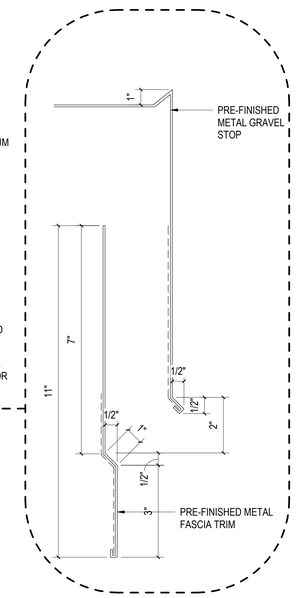

TYPICAL FASCIA TRIM DETAIL

SCALE: 6" = 1'-0"

6" = 1'-0" 0" 1 1/2" 3" 6"

3" = 1'-0" 0' 3" 6" 9"

WALKER the GROUP ARCHITECTURE incorporated
PO BOX 541, NEW BERN, NC 28563
252-636-8778

Christopher B. Walker REGISTERED SEAL 15616 ARCHITECT NORTH CAROLINA

ISSUED FOR CONSTRUCTION

A-301

NRW ENGINEERING
748 Lord Dunmore Drive, Suite 101
Virginia Beach, VA 23464-2664

DEPARTMENT OF THE NAVY NAVAL FACILITIES ENGINEERING COMMAND
MARINE CORPS BASE
CAMP LEJEUNE, NORTH CAROLINA

PROJECT 25-0004
BUILDING 1860 ROOF REPAIRS
WALL SECTIONS & DETAILS

DES.	CBW
DR.	Author
CHK.	Checker
SUBMITTED BY:	Approver
DESIGN DIR.	CHRISTOPHER MAAS
APPROVED: PWO OR OICC	DATE
PWO	
SATISFACTORY TO	DATE
Christopher Maas	29-Jun-2026

SIZE	CODE IDENT.NO	NAVFAC DRAWING NO.
E1		60043829
		CONST. CONTR. NO. N40085-24-D-0011
SCALE: NOTED	SPEC. 25-0004	SHEET 11 OF 13

SYM	REVISIONS	DATE	APPROVED

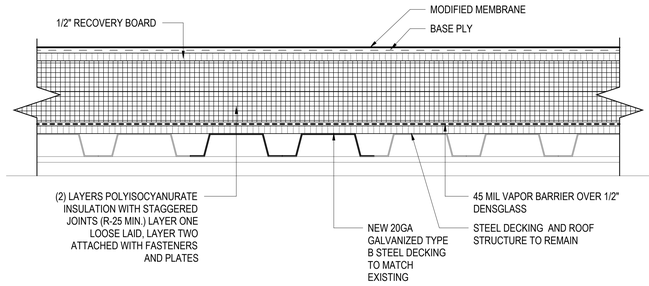

D1 TYPICAL METAL ROOF DECK REPAIR DETAIL

SCALE: 3" = 1'-0"

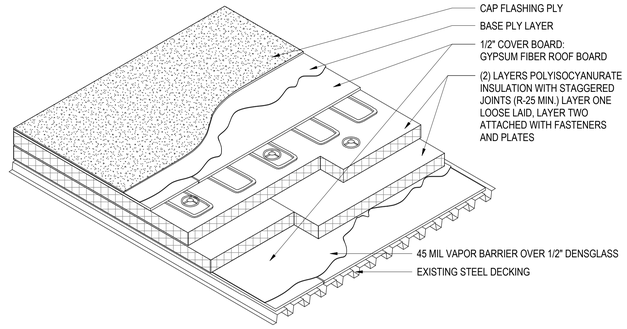

D3 ROOF ASSEMBLY DETAIL

SCALE: 1" = 1'-0"

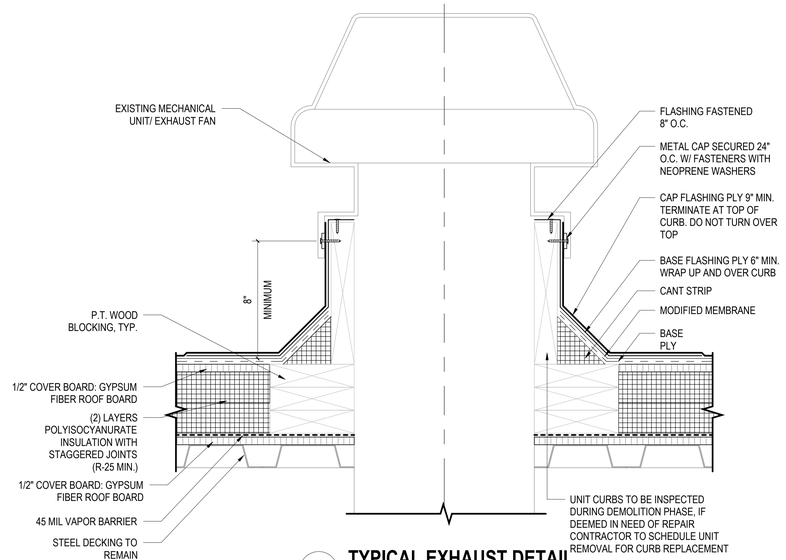

D4 TYPICAL EXHAUST DETAIL

SCALE: 3" = 1'-0" (A-101)

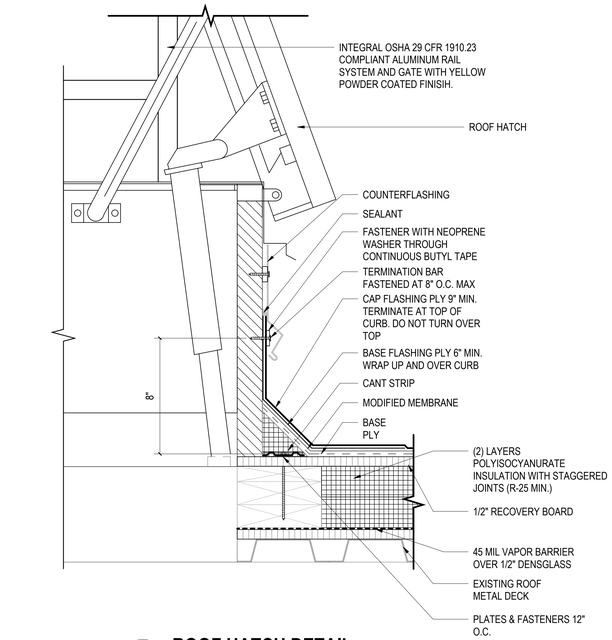

B1 ROOF HATCH DETAIL

SCALE: 3" = 1'-0" (A-101)

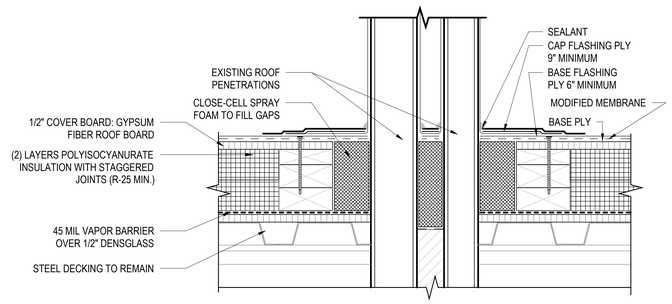

C2 TYPICAL PITCH POCKET

SCALE: 3" = 1'-0"

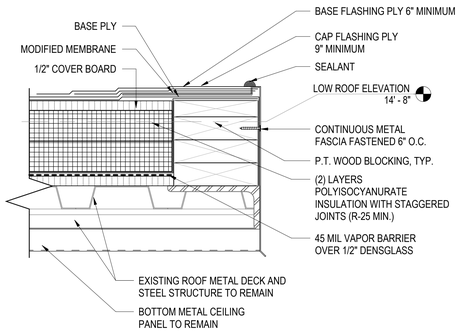

B2 LOWER ROOF EDGE DETAIL

SCALE: 3" = 1'-0" (A-101)

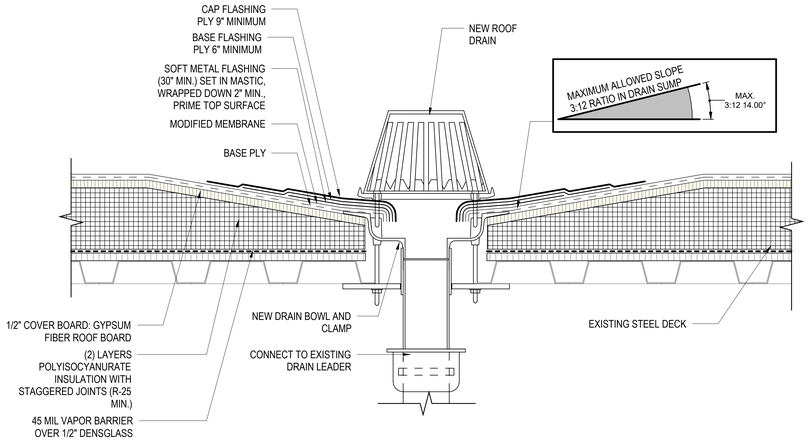

A4 TYPICAL ROOF DRAIN

SCALE: 3" = 1'-0" (A-101)

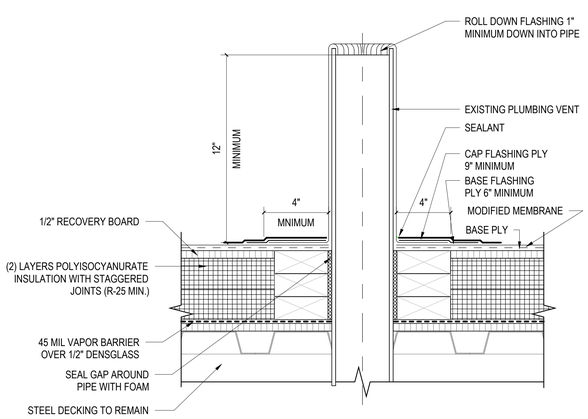

A1 TYPICAL VENT PENETRATION DETAIL

SCALE: 3" = 1'-0" (A-101)

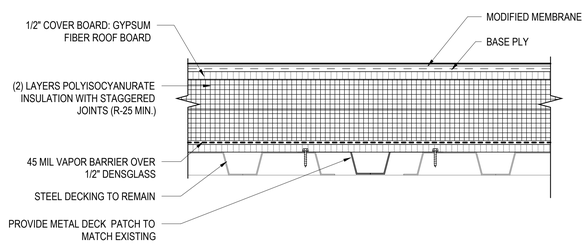

A2 PLUMBING VENT PATCH DETAIL

SCALE: 3" = 1'-0"

3" =1'-0" 0' 3" 6" 9"

WALKER the GROUP ARCHITECTURE incorporated
PO BOX 541, NEW BERN, NC 28563
252-636-8778

Christopher B. Walker REGISTERED SEAL 15616 ARCHITECT NORTH CAROLINA

ISSUED FOR CONSTRUCTION

A-501

NRW ENGINEERING
746 Lord Dunmore Drive, Suite 101
Virginia Beach, VA 23464-2664

DEPARTMENT OF THE NAVY NAVAL FACILITIES ENGINEERING COMMAND
MARINE CORPS BASE
CAMP LEJEUNE, NORTH CAROLINA

PROJECT 25-0004
BUILDING 1860 ROOF REPAIRS
DETAILS

DES.	CBW
DR.	Author
CHK.	Checker
SUBMITTED BY:	Approver
DESIGN DIR.	CHRISTOPHER MAAS
APPROVED: PWO OR OICC	DATE
PWO	
SATISFACTORY TO	DATE
Christopher Maas	29-Jun-2026

SIZE E1	CODE IDENT.NO	NAVFAC DRAWING NO. 60043830	
		CONST. CONTR. NO. N40085-24-D-0011	
SCALE: NOTED	SPEC. 25-0004	SHEET 12 OF 13	

SYM	REVISIONS	DATE	APPROVED



PHOTO 1



PHOTO 2

PHOTO 3



PHOTO 4

PHOTO 5

PHOTO 6



PHOTO 7



PHOTO 8

NOTE: PHOTOS ARE SHOWN FOR GENERAL USE ONLY.

WALKER the GROUP ARCHITECTURE incorporated
PO BOX 541, NEW BERN, NC 28563
252-636-8778

Christopher B. Walker REGISTERED SEAL 15616 05/26/26 ARCHITECT NORTH CAROLINA

NRW ENGINEERING
748 Lord Dunmore Drive, Suite 101
Virginia Beach, VA 23464-2664

ISSUED FOR CONSTRUCTION

A-901

DEPARTMENT OF THE NAVY NAVAL FACILITIES ENGINEERING COMMAND

MARINE CORPS BASE

CAMP LEJEUNE, NORTH CAROLINA

PROJECT 25-0004

BUILDING 1860 ROOF REPAIRS

GENERAL PHOTOS

DES.	CBW
DR.	EFC
CHK.	BBW
SUBMITTED BY:	NRW ENGINEERING
DESIGN DIR.	CHRISTOPHER MAAS
APPROVED: PWO OR OICC	DATE
PWO	
SATISFACTORY TO	DATE
Christopher Maas	29-Jun-2026

SIZE	CODE IDENT.NO	NAVFAC DRAWING NO.
E1		60043831
		CONST. CONTR. NO. N40085-24-D-0011

SCALE: NOTED SPEC. 25-0004 SHEET 13 OF 13