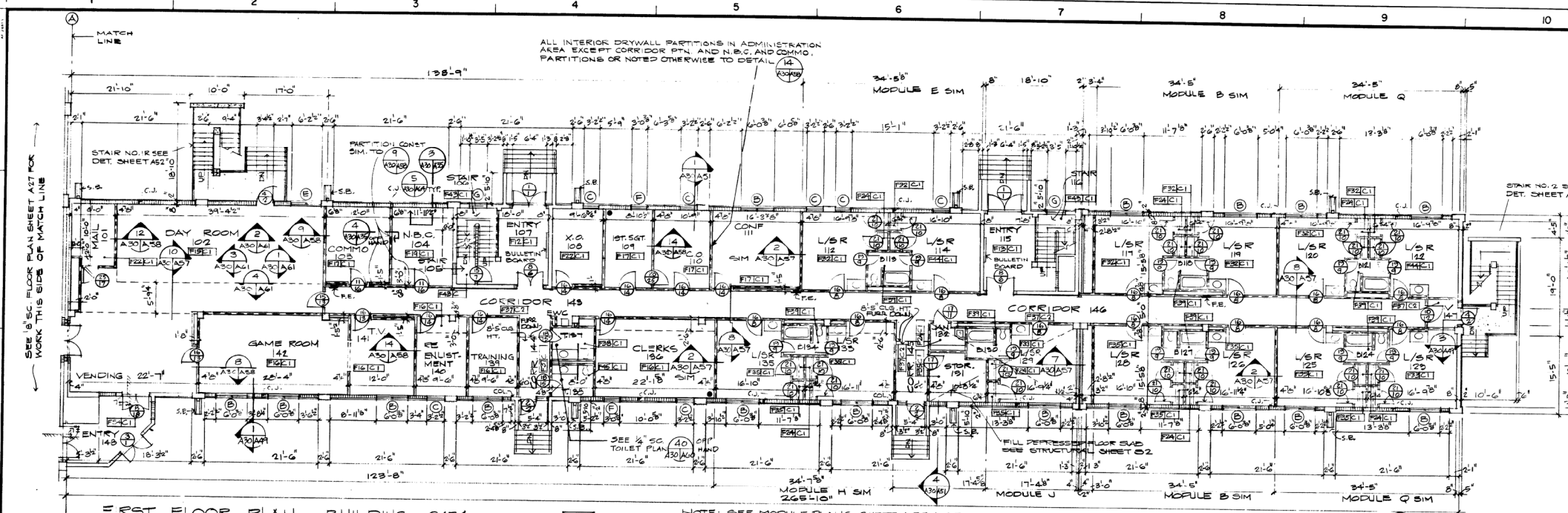

FIRST FLOOR PLAN - BUILDING 2474

SCALE: 1/8" = 1'-0"

SEE DEMOLITION PLAN SHEET A12

SEE FINISH SCHEDULE SHEET A38

NOTE: SEE MODULE PLANS SHEET A55 & A56 PATCH ALL EXISTING FLOOR AND WALL PENETRATIONS WHICH WILL NOT BE REUSED, WITH MATERIALS THE SAME AS FLOOR OR WALL BEING PATCHED AND MATCH SURROUNDING FINISH.

LEGEND

- FLOOR/WALL ANCHOR AS DET A30/A58 AND A30/A56
- NEW DRYWALL ON METAL STUD PARTITION - PLASTER IN BATHS & J
- NEW CONCRETE
- NEW CMU
- EXISTING TO REMAIN
- WINDOW DESIGNATIONS
- DOOR DESIGNATIONS
- DOWNSPOUT AND SPLASH BLOCK SEE A30/A56
- 2-HOUR DRYWALL SHAFT CONSTRUCTION

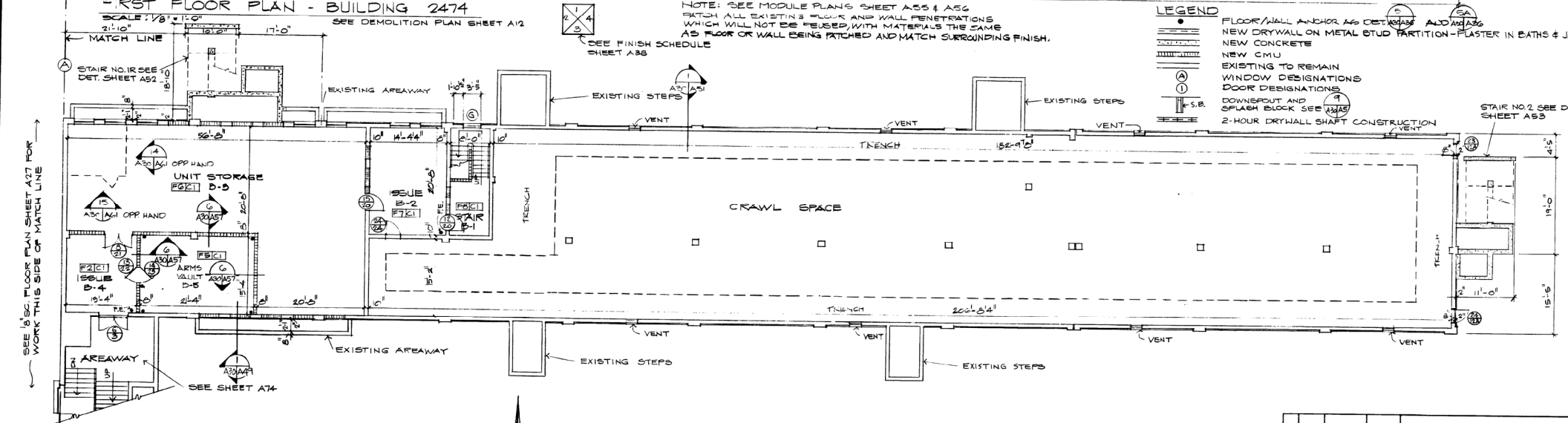

BASEMENT FLOOR PLAN - BUILDING 2474

SCALE: 1/8" = 1'-0"

SEE DEMOLITION PLAN SHEET A12

PATCH ALL EXISTING FLOOR AND WALL PENETRATIONS WHICH WILL NOT BE REUSED, WITH MATERIALS THE SAME AS FLOOR OR WALL BEING PATCHED AND MATCH SURROUNDING FINISH.

SEE GENERAL NOTES SHEET A36

NOTE: BASEMENT AND FIRST FLOOR EXTERIOR STAIRS HAVE NEW RAILINGS AND TREAD COVERS

PLAN NORTH

SEE FINISH SCHEDULE SHEET A38

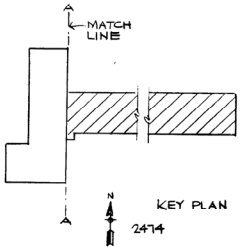

GRAPHIC SCALE

12" 0 5' 10' 15' 20' 25'

SCALE: 1/8 INCH = 1 FOOT

SYM.	NO.	ACTION	DATE	DESCRIPTION OF REVISION
			8APR88	REVISED AS-BUILT

CEN/CJ ASSOCIATED
6121 INDIAN SCHOOL RD NE #212
ALBUQUERQUE, NM 87110

U.S. ARMY ENGINEER DISTRICT, FO
CORPS OF ENGINEERS
FORT WORTH, TEXAS

DESIGNED BY: CFJ
DRAWN BY: CFJ
REVIEWED BY: CEN
SUBMITTED BY:
ENGINEER:

FORT BLISS, TEXAS

BARRACKS MODERNIZATION
FY 86, MCA, LI 415

BASEMENT AND FIRST FLOOR PLAN
BLDG. 2474

SOL NO. DACA63-86B-0125 DATED:
CONTR. NO. DACA 63-86-C-0120
DRAWING NUMBER
SHEET NO. A30 OF 75

Drawing of Work Product FB-OD