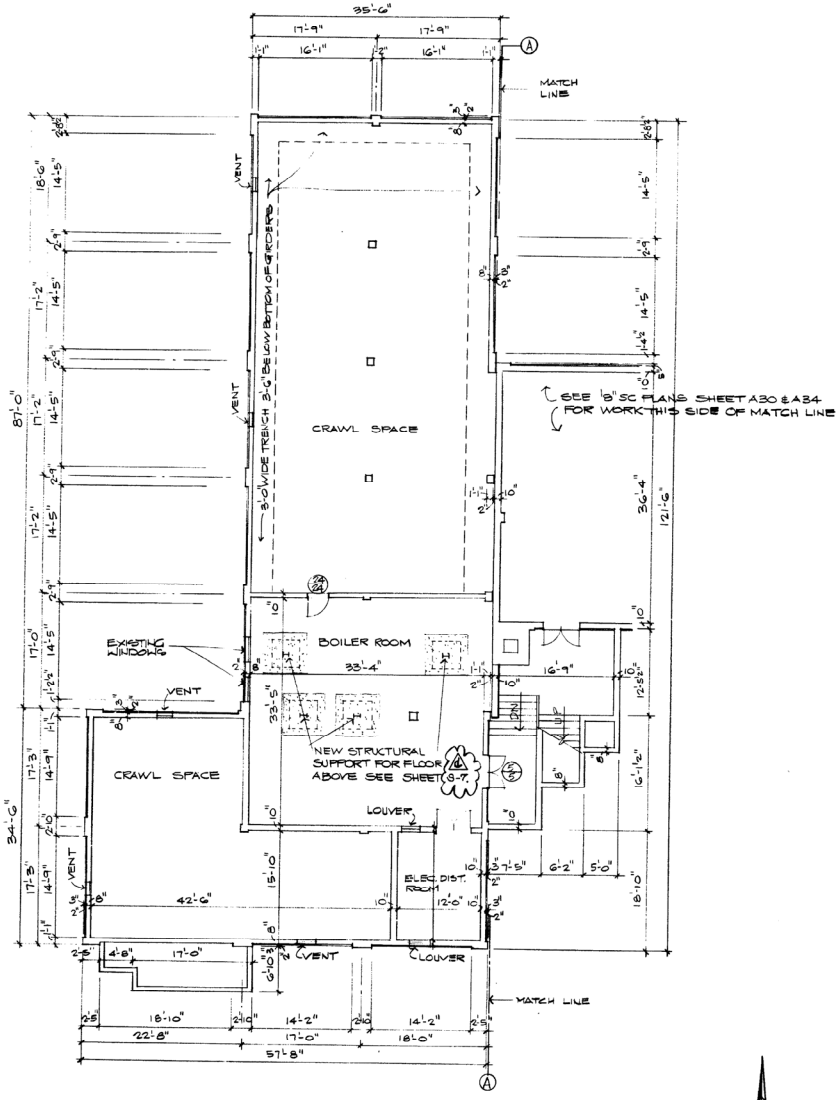

BASEMENT PLAN - BUILDING 2474

SCALE: 1/8" = 1'-0"
SEE DEMOLITION PLAN SHEET A-11
PATCH ALL EXISTING FLOOR OR WALL PENETRATIONS WHICH WILL NOT BE REUSED WITH MATERIALS THE SAME AS FLOOR OR WALL BEING PATCHED, AND MATCH SURROUNDING FINISH.
SEE GENERAL NOTES SHEET A36
NOTE: ALL EXISTING STAIRS EXTERIOR HAVE NEW RAILINGS AND TREAD COVERS

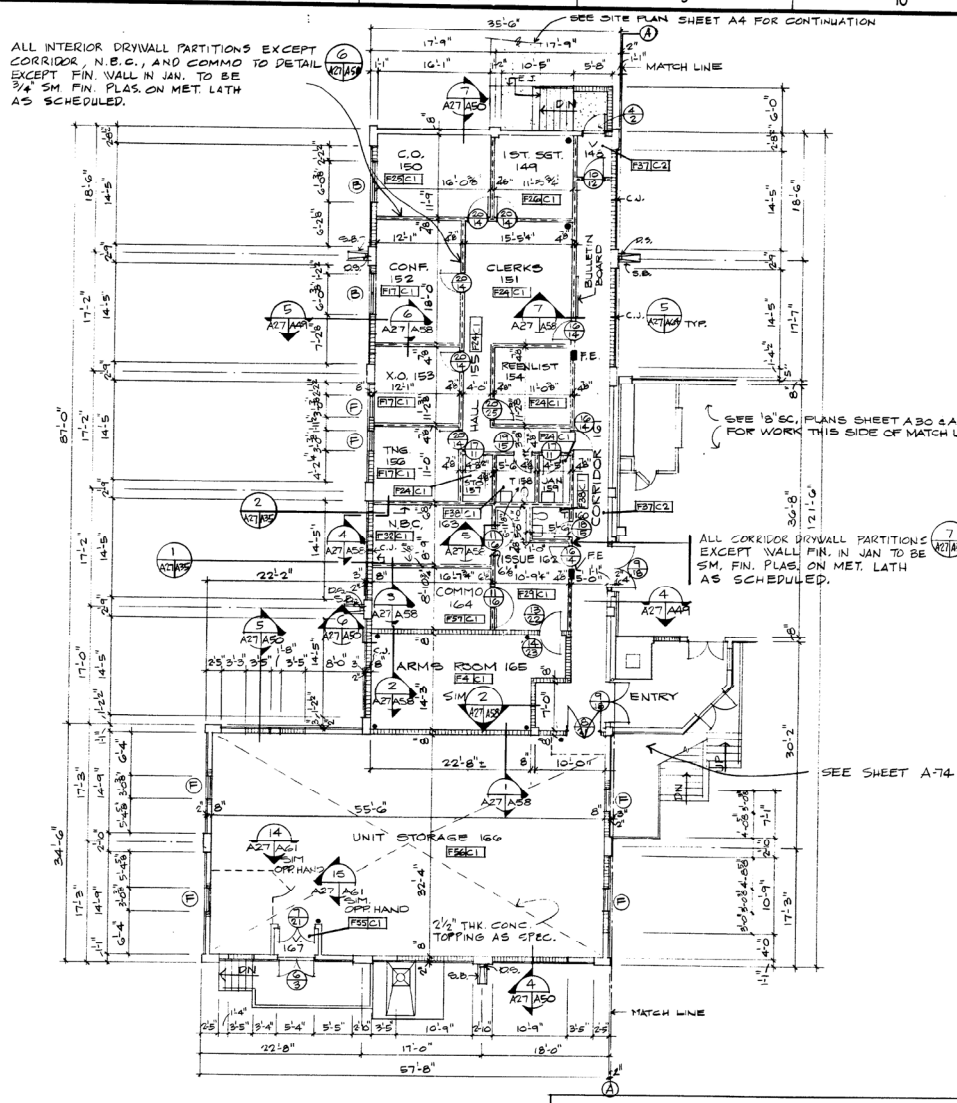

FIRST FLOOR PLAN - BUILDING 2474

SCALE: 1/8" = 1'-0"
SEE DEMOLITION PLAN SHEET A-11
PATCH ALL EXISTING FLOOR AND WALL PENETRATIONS WHICH WILL NOT BE REUSED WITH MATERIALS THE SAME AS FLOOR OR WALL BEING PATCHED, AND MATCH SURROUNDING FINISH.
SEE GENERAL NOTES SHEET A36
NOTE: ALL EXISTING STAIRS EXTERIOR HAVE NEW RAILINGS AND TREAD COVERS

PLAN NORTH

LEGEND

- NEW DRYWALL ON METAL STUD PARTITION-PLASTER IN JAN
- NEW CONCRETE
- NEW CMU
- EXISTING TO REMAIN
- (A) WINDOW DESIGNATIONS
- (1) DOOR DESIGNATIONS
- D.S.B. DOWNSPOUT AND SPLASH BLOCK SEE (9) A27/A5
- FLOOR/WALL ANCHOR AS DIST. (3) A27/A58 AND (3A) A27/A58

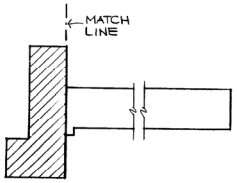

KEY PLAN

N
2474

(4) (1) (3) (2) SEE FINISH SCHEDULE SHEET A38

GRAPHIC SCALE
12" 0' 5' 10' 15' 20' 25'
SCALE: 1/8 INCH = 1 FOOT

		6APR88	REVISED AS-BUILT
A	AM-7004	14 MAY 86	REVISED TO REFLECT W.I. CHANGES
SYM.	NO.	ACTION	DATE	DESCRIPTION OF REVISION

CEN/CJ ASSOCIATED
6121 INDIAN SCHOOL RD NE #212
ALBUQUERQUE, NM 87110

U.S. ARMY ENGINEER DISTRICT, FORT W
CORPS OF ENGINEERS
FORT WORTH, TEXAS

DESIGNED BY: CFJ
DRAWN BY: CFJ
REVIEWED BY: CEN
SUBMITTED BY:
ENGINEER:

FORT BLISS, TEXAS

BARRACKS MODERNIZATION
FY 86, MCA, LI 415

BASEMENT AND FIRST FLOOR PLANS - BLDG. 2474

SOL. NO. DACA63-86B-0125 DATED: APR
CONTR. NO. DACA63-86-C-0120
DRAWING NUMBER
SHEET NO. A27 OF 75

DRAWING OF WORK AS BUILT FB-OD

C4