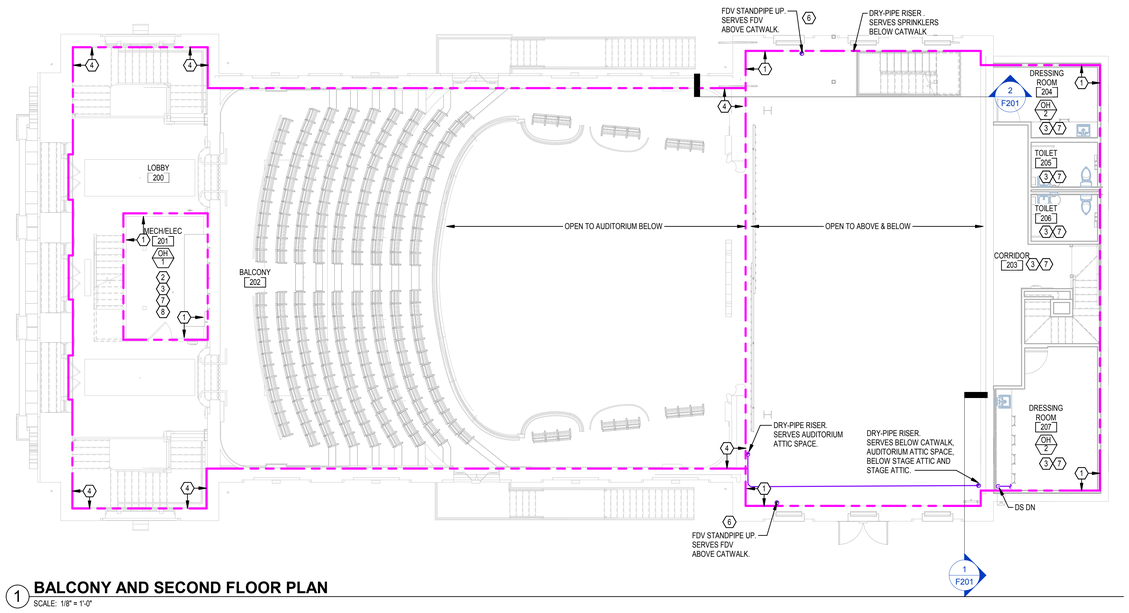


## 1 BALCONY AND SECOND FLOOR PLAN
SCALE: 1/8" = 1'-0"

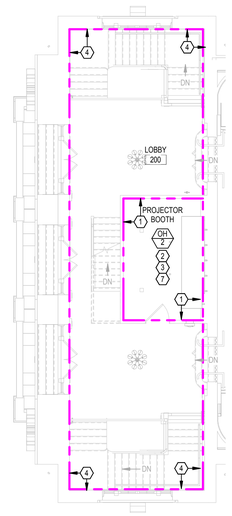


## 2 PROJECTOR BOOTH PLAN
SCALE: 1/8" = 1'-0"

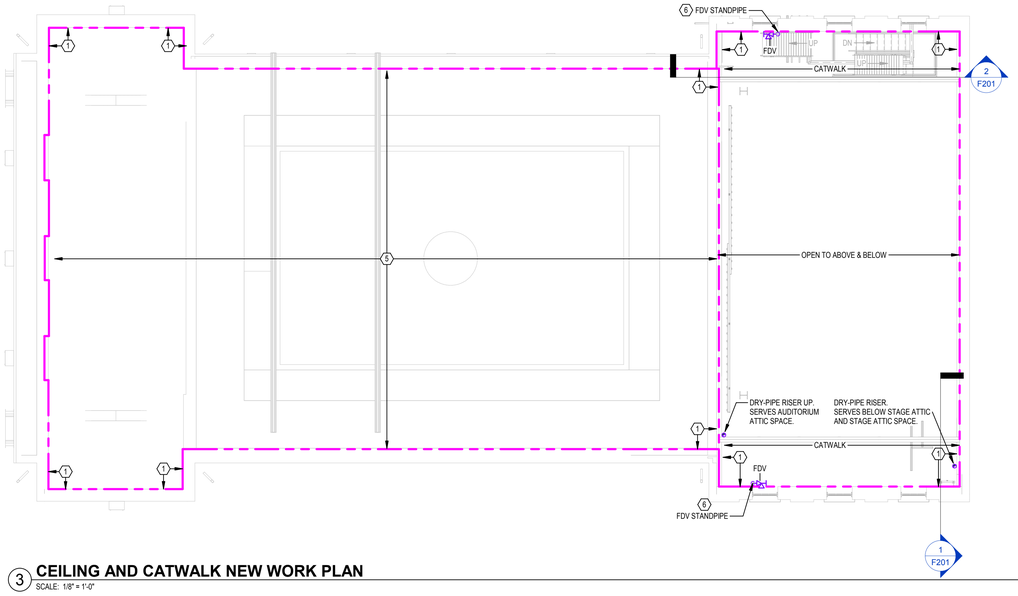


## 3 CEILING AND CATWALK NEW WORK PLAN
SCALE: 1/8" = 1'-0"

## GENERAL NOTES

A. REFER TO SHEET F001 FOR ABBREVIATIONS, LEGEND & DESIGN NOTES.

B. UTILIZE EXISTING SPRINKLER LOCATIONS WHERE POSSIBLE IN AUDITORIUM AND LOBBY CEILINGS.

C. FOLLOW EXISTING EXPOSED BRANCH AND MAIN PIPE ROUTING IN AUDITORIUM AND LOBBY.

D. EXPOSED PIPING SHALL MATCH ADJACENT PAINTED SURFACES.

E. SPRINKLER PIPING TO BE ROUTED IN CEILING WHERE CEILING SPACE ALLOWS. ( ROOMS 110, 110A, 111, 111A,104, 105, 106, 108 & 109.)

F. UTILIZE EXISTING TEST LOCATIONS AND DRAIN ROUTING.

## PLAN NOTES

1. PROVIDE NEW DRY-PIPE SPRINKLER SYSTEM (SIZED PER HYDRAULIC CALCULATIONS) COMBINED WITH WET-STANDPIPE SYSTEM (STAGE AREA ONLY) TO SERVE BUILDING.
2. ONLY SPRINKLER PIPING SERVING ROOM'S SPRINKLER(S) SHALL BE EXTEND ABOVE THIS ROOM. PIPING SHALL NOT BE LOCATED DIRECTLY OVER ELECTRICAL EQUIPMENT.
3. HARD CEILING IN THIS LOCATION (GYPSUM BOARD/ PLASTER/ WOOD). REFER TO ARCHITECTURAL DRAWINGS FOR ADDITIONAL INFORMATION.
4. PROVIDE FACTORY COLORED SPRINKLERS IN LOBBY AND AUDITORIUM (SHOP OR FIELD PAINTING IS NOT PERMITTED.). MATCH ADJACENT PAINTED SURFACES. NON-COLORED SPRINKLERS PERMITTED IN ATTIC, RAFTERS, STAGE, BACK OF HOUSE, MECHANICAL, ELECTRICAL, CRAWLS SPACE AND PROJECTION ROOMS.
5. RE-USE AS MANY EXISTING SPRINKLER LOCATIONS IN AUDITORIUM AND LOBBY AS POSSIBLE. RUN PIPING EXPOSED UTILIZING THE EXISTING ROUTING WHERE POSSIBLE. RE-USE EXISTING FDV STANDPIPE LOCATIONS UNLESS OTHERWISE NOTED.
6. RE-USE EXISTING FDV STANDPIPE LOCATIONS UNLESS OTHERWISE NOTED.
7. ROUTE SPRINKLER PIPE EXPOSED.
8. PROJECTION BOOTH ABOVE. REFER 2/FX102.

PLAN NORTH

| No. | Revisions: | Date: |
|---|---|---|
| | 100% CONSTRUCTION DOCUMENTS | 05/30/2025 |
| | 95% CONSTRUCTION DOCUMENTS | 03/31/2024 |
| | 75% DESIGN DEVELOPMENT | 01/29/2025 |
| | 25% SCHEMATIC DESIGN | 10/31/2024 |

CONSULTANT

ARCHITECT/ENGINEER OF RECORD

FFE | HEAPY

PROJECT NO. 2024-05141

STAMP: NOT FOR CONSTRUCTION

JAMES H. QUILLEN VA MEDICAL CENTER

VA U.S. Department of Veterans Affairs

Drawing Title: BALCONY, SECOND FLOOR AND CEILING NEW WORK PLANS

Approved: VAMC

Phase: 100% CONSTRUCTION DOCUMENTS

FULLY SPRINKLERED

Project Title: RESTORATION OF BUILDING 35 HISTORIC THEATER

Location: MT. HOME, TENNESSEE

Issue Date: 05/30/2025 | Checked: EWL | Drawn: RLC

Project Number: 621-24-103

Building Number: 35

Drawing Number: FX102

VA FORM 08 - 6231

Autodesk Docs://Mt Home VA - Restoration of B35 Theater/2024-05141-MEP-Central.rvt

5/29/2025 4:06:40 PM