STATEMENT OF WORK:
FURNISHINGS FOR 349th Medical Group Office
Travis AFB, CA

25 Jun 2026 v1

1. DESCRIPTION OF SERVICES:

This Statement of Work (SOW) outlines the contractor's responsibility to procure, deliver, assemble, and install all required office furnishings for the 349th Medical Group Office located at Travis Air Force Base, CA.

2. CONTRACTOR RESPONSIBILITIES:

The contractor shall provide all necessary project management, labor, materials, and equipment to successfully install a complete and functional office environment. The scope includes the procurement of specified items, professional on-site assembly, placement of furniture according to a government-provided layout, and the removal of all resulting debris. The contractor is responsible for ensuring all items are installed to manufacturer's specifications and are free from damage upon completion. The contractor will also be responsible for delivery, assembly, installation, and disposal of removed office furniture.

3. DELIVERABLES

3.1 Procurement and Staging: The contractor shall procure all items listed in section 3.5. All items shall be new and meet the described specifications.

3.2 Delivery: The contractor shall deliver all procured furnishings to 531 Waldron St Bay C Bldg. 239, Travis AFB CA 94535-2183 on the agreed installation date.

3.3 Assembly & Installation: The contractor shall unbox, assemble, and install all furnishings on-site. Work includes placing the items in accordance with the approved floor plan (See Attachment 2)

3.4 Debris Removal & Cleanup: Upon completion of installation, the contractor shall remove all packaging materials, waste, and other debris, leaving the facility in a clean condition.

3.5 Required Furnishings: The contractor shall deliver and install the following items:

- (8) METAL MOBILE PEDESTAL - METAL, 18”D X 28”H, BOX/BOX/FILE & FILE/FILE

- (3) STORAGE UNIT WITH WARDROBE 24”D X 30”W X 66”H, DOOR ON RIGHT
- (4) 66”H PANELS WITH 6 RECEPTACLES PER STATION & 42”H FRONT PANELS
- (1) OVERHEAD CABINET, LEVERAGE ON-MODULE MOUNTING, 14”D X 42”W
- (1) OVERHEAD CABINET, LEVERAGE ON-MODULE MOUNTING, 14”D X 36”W
- (6) OVERHEAD CABINET, LEVERAGE ON-MODULE MOUNTING, 14”D X 42”W & LED LIGHT
- (4) OVERHEAD CABINET, LEVERAGE ON-MODULE MOUNTING, 14”D X 36”W & LED LIGHT
- (5) RECTANGLE WORKSURFACE (D-STYLE), WITHOUT SCALLOP, 24”D X 66”W
- (6) RECTANGLE WORKSURFACE (D-STYLE), WITHOUT SCALLOP, 24”D X 78”W
- (3) RECTANGLE WORKSURFACE (D-STYLE), WITHOUT SCALLOP, 24”D X 84”W
- (2) RECTANGLE WORKSURFACE (D-STYLE), WITHOUT SCALLOP, 24”D X 90”W
- (2) RECTANGULAR COUNTERTOP, 15” D X 60” W

3.6 Final Inspection: The contractor's on-site lead shall conduct a final walkthrough with the Government Point of Contact (POC) to verify that all deliverables are met and the installation is satisfactory.

4. PLACE OF PERFORMANCE

The work shall be performed at the 349th Medical Group Office 531 Waldron St Bay C Bldg. 239, Travis AFB CA 94535-2183

5. PERIOD OF PERFORMANCE

The contractor shall complete the following tasks; delivery, assembly, installation, and disposal of all replaced office furniture within sixty (60) business days of the contract start date.

6. GOVERNMENT FURNISHED PROPERTY

The government will not provide any equipment for this project.

7. GENERAL INFORMATION

7.1 Hours of Operation. The contractor shall perform the services required under this contract during the following hours: work shall be performed during normal business hours; 7:00 a.m. to 4:30 p.m., Monday through Friday, excluding Federal legal holidays and/or days not worked by the Government in observance of Federal legal Holidays. Federal holidays are listed below:

> *Federal Holidays* - New Year's Day, Martin Luther King, Jr. Birthday Washington's Birthday, Memorial Day, Independence Day, Labor Day, Columbus Day, Veterans Days Thanksgiving Day, Christmas Day

7.2. Warranty

All new equipment provided shall have a one-year warranty. The Contractor shall repair or replace any defect material or workmanship of equipment manufactured within 12 months from the date of acceptance.

ATTACHMENT 2: FURNITURE FLOOR PLAN

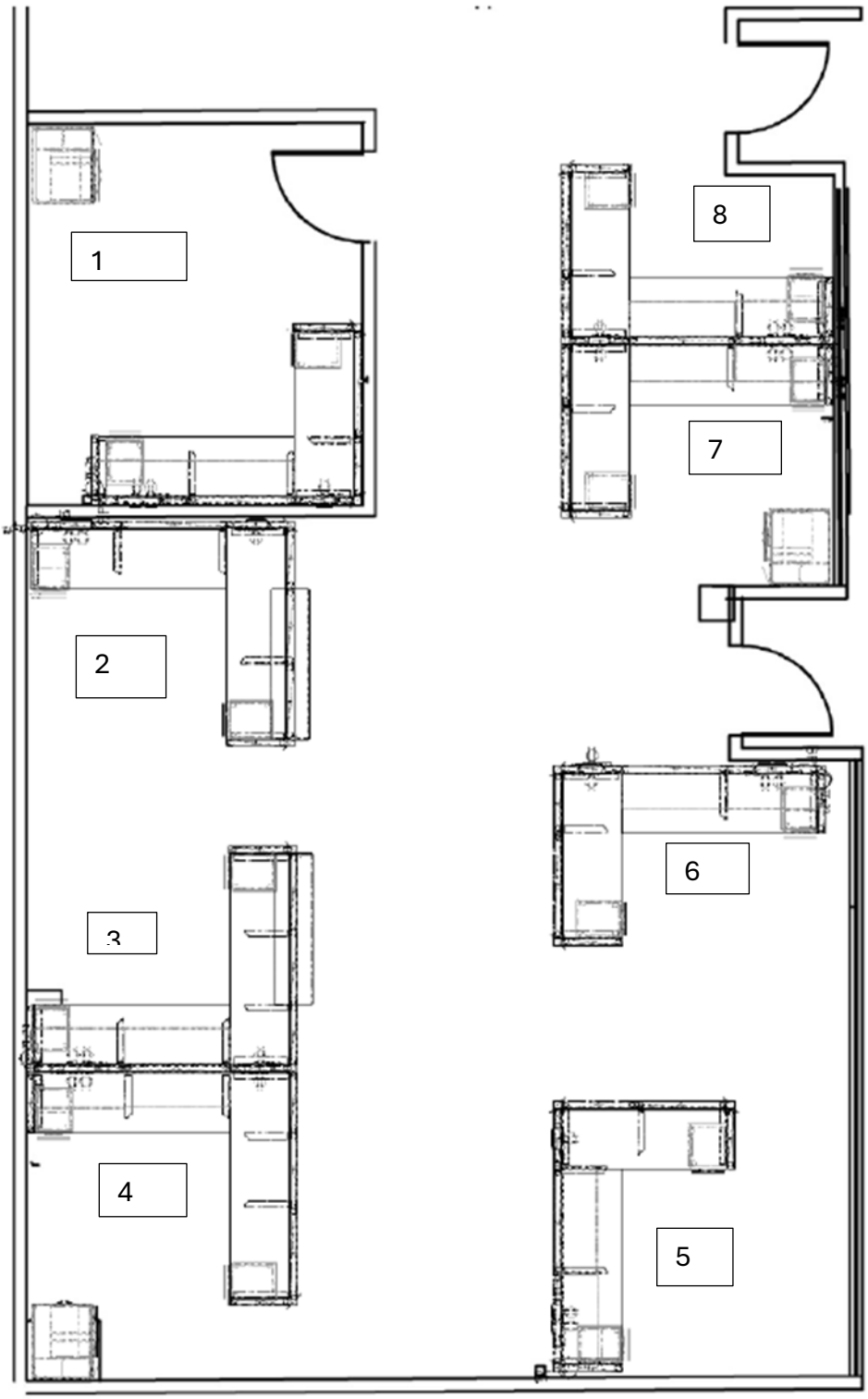

OFFICE #1

#2



#3



#3 (right) and #4 (left)



#5

#6



#7 and #8