MAPA CLAVE DE ESPAÑA
KEY MAP OF SPAIN

SIN ESCALA
NOT TO SCALE

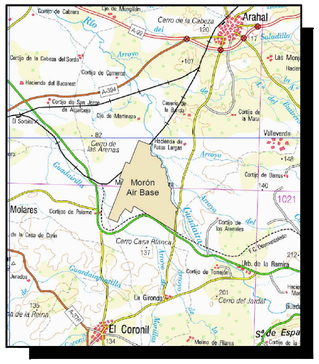

MAPA DE VECINDAD
VICINITY MAP

SIN ESCALA
NOT TO SCALE

QUUG 25-1012

REPARAR FACHADAS DE EDIFICIOS, MULTI
RPR FACILITY FAÇADES, MULTI



CLAVE DE REFERENCIA
REFERENCE KEY

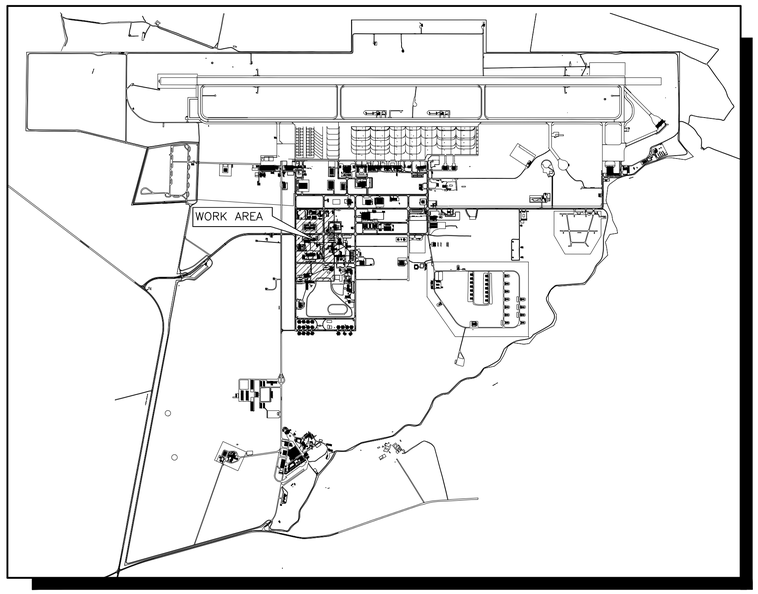

MAPA DE LA BASE
BASE MAP

ESCALA
SCALE 1 : 25.000

PLANO N. DRAWING NO.	HOJA N. SHEET NO.		RELACIÓN DE PLANOS / TÍTULO DE HOJA	DRAWING SCHEDULE / SHEET TITLE
M–865–01	01 OF 11	GI001	*PORTADA, RELACIÓN DE PLANOS*	COVER SHEET, DRAWING SCHEDULE
M–865–02	02 OF 11	CS001	*PLANO DE SITUACIÓN*	SITE PLAN
M–865–03	03 OF 11	GI101	*SITUACIÓN Y OBJETO DEL TRABAJO*	SITE PLAN AND SCOPE OF WORK
M–865–04	04 OF 11	A201	*RELACIÓN DE TRABAJOS EDIFICIO 202*	SCOPE OF WORKS BUILDING 202
M–865–05	05 OF 11	A202	*RELACIÓN DE TRABAJOS EDIFICIO 203*	SCOPE OF WORKS BUILDING 203
M–865–06	06 OF 11	A203	*RELACIÓN DE TRABAJOS EDIFICIO 221*	SCOPE OF WORKS BUILDING 221
M–865–07	07 OF 11	A204	*RELACIÓN DE TRABAJOS EDIFICIO 231*	SCOPE OF WORKS BUILDING 231
M–865–08	08 OF 11	A501	*DETALLES*	DETAILS
M–865–09	09 OF 11	A901	*FOTOGRAFÍAS DEL ESTADO EXISTENTE (I)*	EXISTING CONDITION PICTURES (I)
M–865–10	10 OF 11	A902	*FOTOGRAFÍAS DEL ESTADO EXISTENTE (II)*	EXISTING CONDITION PICTURES (II)
M–865–11	11 OF 11	A903	*FOTOGRAFÍAS DEL ESTADO EXISTENTE (III)*	EXISTING CONDITION PICTURES (III)

LA UBICACIÓN Y DIMENSIONES MOSTRADAS EN LOS PLANOS SE MUESTRAN SÓLO COMO REFERENCIA.
LOCATION DIMENSIONS SHOWN FOR REFERENCE PURPOSE ONLY.

LAS INSTALACIONES, PLANTAS, SERVICIOS EXISTENTES SE MUESTRAN ÚNICAMENTE COMO REFERENCIA. SERÁ RESPONSABILIDAD DEL CONTRATISTA VERIFICARLAS IN–SITU.
EXISTING UTILITIES, LAYOUT, INSTALLATIONS ARE SHOWN FOR REFERENCE PURPOSE ONLY. IT SHALL BE CONTRACTOR'S RESPONSABILITY TO VERIFY THOSE ON SITE.

LAS MEDICIONES MOSTRADAS NO SON CONCLUYENTES Y PUEDEN SER INCORRECTAS. SERÁ RESPONSABILIDAD DEL CONTRATISTA VERIFICAR TODAS LAS MEDICIONES. EL GOBIERNO NO SE HACE RESPONSABLE DE LAS MEDICIONES MOSTRADAS O DE LAS MEDICIONES O ESTIMACIONES REALIZADAS POR EL CONTRATISTA.
MEASUREMENTS SHOWN ARE NOT CONCLUSIVE AND MAY BE ERRONEOUS. IT IS THE CONTRACTOR'S RESPONSABILITY TO VERIFY ALL MEASUREMENTS. THE GOVERNMENT WILL NOT BE HELD RESPONSIBLE FOR MEASUREMENTS SHOWN OR MEASUREMENTS AND ESTIMATIONS MADE BY THE CONTRACTOR.

PROJECT COORDINATION

	ORGANIZATION	SIGNATURE
REVIEWED BY:	CHIEF OF ENGINEERING & CONSTRUCTION MANAGEMENT	Adel Al Saffar — Digitally signed by Adel Al Saffar Date: 2026.04.30 09:10:34 +02'00'
APPROVED BY:	BASE CIVIL ENGINEER OR REPRESENTATIVE	Digitally signed by DIXON.TERELL.J.1061850305 Date: 2026.04.30 11:35:23 +02'00'

MARK	DESCRIPTION	DATE	APPR

DRAWN BY: ANA RACERO — DATE: APRIL 2026
DESIGNED BY: MIGUEL TRUJILLO — DATE: APRIL 2026
CHIEF ENGINEER BY: — DATE:

496 AIR BASE SQUADRON (USAFE)
BASE CIVIL ENGINEERING
MORÓN AIR BASE – SPAIN

SCALE: AS SHOWN
DATE: APRIL 2026
FACILITY: MULTI
DRAWING NO: M–865–01 GI001
REVISION:
ORIGINAL FORMAT: A–1

PROJECT QUUG 25–1012
REPARAR FACHADAS DE EDIFICIOS, MULTI
RPR FACILITY FACADES, MULTI
PORTADA, RELACIÓN DE PLANOS
COVER SHEET, DRAWING SCHEDULE

SHEET NUMBER:
GI001
SHEET 01 OF 11

C:\USERS\138422195\1E\ONEDRIVE – UNITED STATES AIR FORCE\CEND\CEND\DRAFTING\PROJECTS UNDER DESIGN\25–1012 RPR FACILITY FAÇADES, MULTI (B203, B221, B231, B302)\M–865–01 GI001

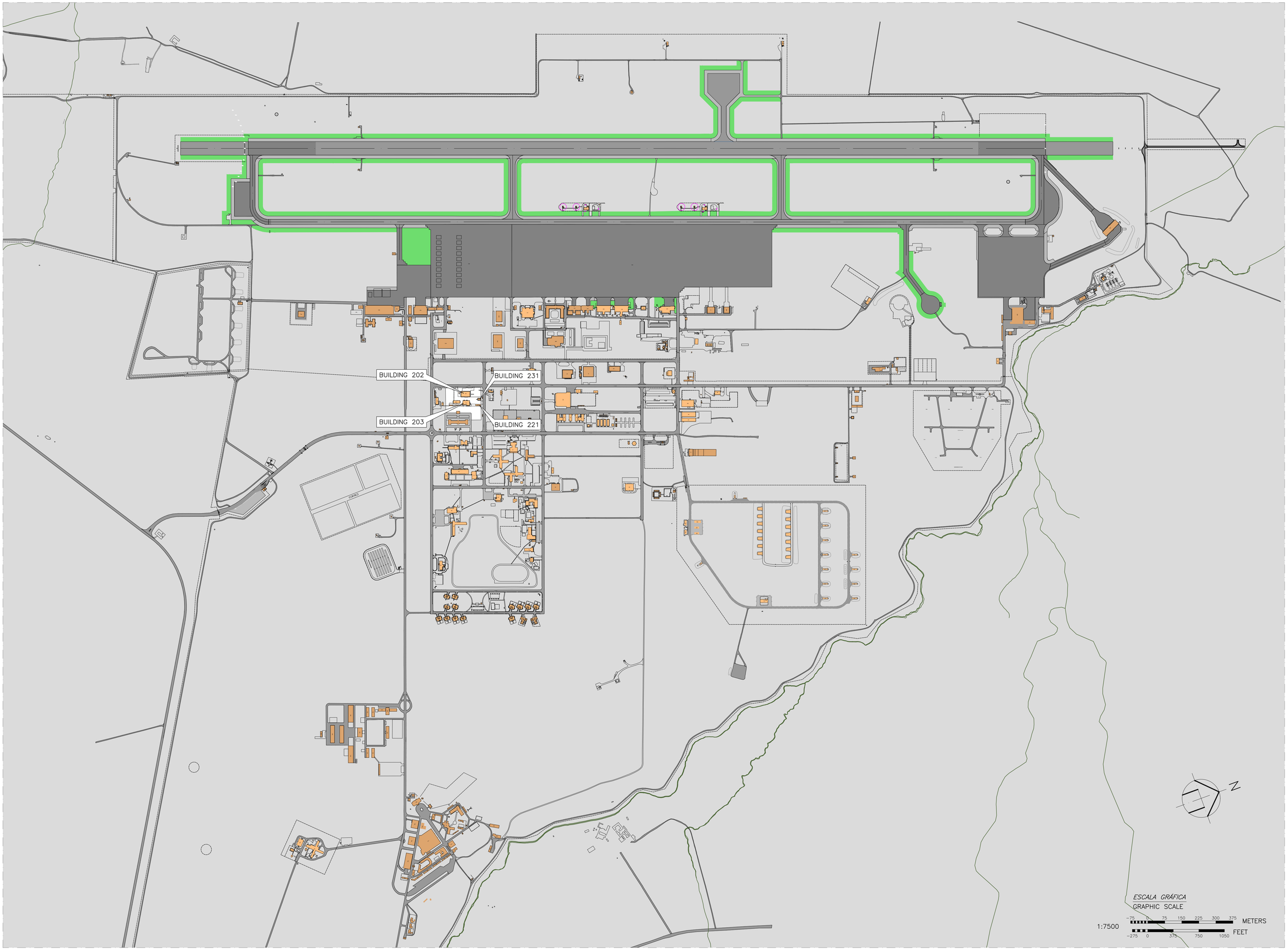

MARK	DESCRIPTION	DATE	APPR

DRAWN BY: ANA RACERO — DATE: APRIL 2026
DESIGNED BY: MIGUEL TRUJILLO — DATE: APRIL 2026
CHIEF ENGINEER BY: — DATE:

496 AIR BASE SQUADRON (USAFE)
BASE CIVIL ENGINEERING
MORON AIR BASE – SPAIN

SCALE:
DATE: APRIL 2026
FACILITY: MULTI
DRAWING NO: M-865-02 CS001
REVISION:
ORIGINAL FORMAT: A-1

PROJECT QUUG 25-1012
REPARAR FACHADAS DE EDIFICIOS, MULTI
RPR FACILITY FACADES, MULTI
PLANO DE SITUACIÓN
SITE PLAN

496TH AIR BASE SQUADRON
AIR PROJECT AIR FORCES

SHEET NUMBER:
CS001
SHEET 02 OF 11

C:\USERS\1384221951E\ONEDRIVE – UNITED STATES AIR FORCE\CENDD\CENDD\DRAFTING\PROJECTS UNDER DESIGN\25-1012 RPR FACILITY FACADES, MULTI (B203, B221, B231, B302)\M-865-02 CS001

SITUACIÓN
SITE PLAN

ESCALA
SCALE 1:5000

LEYENDA
LEGEND

H=4,30m.	ALTURA SUELO–TECHO / FLOOR–CEILING HEIGHT
h1=1,20m.	ALTURA DEL ZÓCALO / WAINSCOTING HEIGHT
h2= 3,10 m.	ALTURA DEL ZÓCALO AL TECHO / WAINSCOTING–CEILING HEIGHT
00	APLICACIÓN EN TODA LA SUPERFICIE / APPLY TO THE ENTIRE SURFACE
00	APLICACIÓN SOBRE EL TECHO / CEILING APPLYING
00	APLICACIÓN SOBRE EL SUELO / FLOOR APPLYING
000	NÚMERO DE HABITACIÓN / ROOM NUMBER
D–1	TIPO DE VENTANA/PUERTA / WINDOW/DOOR TYPE
*29	BANDAS AMARILLO–NEGRO / YELOW/BLACK STRIPER

NOTA
NOTE

SÓLO LAS UNIDADES MARCADAS DE LA LISTA DE ESTA PÁGINA FORMARÁN PARTE DE LA RELACIÓN DE TRABAJOS A EJECUTAR BAJO ESTE CONTRATO.
ONLY THE MARKED LINE ITEMS FROM THE LIST ON THIS PAGE SHALL BE PART OF THE SCOPE OF WORK TO BE CARRIED OUT UNDER THIS CONTRACT.

OBJETO DE TRABAJO
SCOPE OF WORK

1. DESMONTAJE Y REINSTALACIÓN DE CABLES, ACCESORIOS Y OTROS EQUIPOS.
REMOVAL & REINSTALLATION OF CABLES, ACCESSORIES & OTHER EQUIPMENT.

2. REPARAR FISURAS O SUPERFICIES INTERIORES DE YESO O CEMENTO.
REPAIR CRACKED OR DETERIORATED INTERIOR CONCRETE & PLASTERED SURFACES.

3. REPARAR FISURAS O SUPERFICIES EXTERIORES DE YESO O CEMENTO.
REPAIR CRACKED OR DETERIORATED EXTERIOR CONCRETE & PLASTERED SURFACES.

4. DEMOLICIÓN DE ENFOSCADO DE MORTERO DE CEMENTO.
CEMENT MORTAR REMOVAL.

5. DEMOLICIÓN DE GUARNECIDO Y ENLUCIDO DE YESO.
GYPSUM PLASTER REMOVAL.

6. ELIMINACIÓN DE CAPAS DE PINTURA.
PAINT REMOVAL.

7. MOVER, PROTEGER Y REINSTALAR MUEBLES A SU POSICIÓN ORIGINAL.
MOVE, PROTECT AND REINSTALL FURNITURE TO ORIGINAL LOCATION.

8. APLICACIÓN DE MORTERO DE CEMENTO.
CEMENT MORTAR APPLICATION.

9. APLICACIÓN DE GUARNECIDO Y ENLUCIDO DE YESO.
GYPSUM PLASTER APPLICATION.

10. LIMPIAR SUPERFICIES Y EQUIPOS IMPREGNADOS DE HIDROCARBUROS CON DESENGRASANTE ALCALINO NO IÓNICO SOLUBLE EN AGUA Y ACLARADO CON AGUA A PRESIÓN.
CLEAN HYDROCARBON–IMPREGNATED SURFACES AND EQUIPMENT WITH A WATER–SOLVENT NON–IONIC ALKALINE DEGREASER AND RINSE WITH HIGH–PRESSURE HOT WATER.

11. LIMPIAR Y DESINFECTAR SUPERFICIES IMPREGNADAS DE GRASA Y ACEITES CON DESENGRASANTE CON AMONIOS CUATERNARIOS Y ACLARADO CON AGUA CALIENTE A PRESIÓN.
CLEAN AND DISINFECT GREASE AND OIL–IMPREGNATED SURFACES WITH QUATERNARY AMMONIUM DEGREASER AND RINSE WITH HIGH–PRESSURE HOT WATER.

12. LIMPIAR SUPERFICIES CUBIERTAS DE HONGOS MEDIANTE CEPILLADO CON SOLUCIÓN FUNGICIDA Y ACLARADO CON AGUA TEMPLADA.
CLEAN MILDEW–COVERED SURFACES BY BRUSHING WITH A FUNGICIDE SOLUTION AND RINSING WITH TEPID WATER.

13. APLICAR TRATAMIENTO FUNGICIDA SOBRE SUPERFICIES DE YESO O CEMENTO.
APPLY FUNGICIDE TREATMENT ON PLASTER AND CONCRETE SURFACES.

14. PINTAR SUPERFICIES NO PINTADAS DE ACERO CON IMPRIMACIÓN EPOXI–POLIAMIDA DE 2 COMPONENTES CON FOSFATO DE CINC Y ESMALTE DE POLIURETANO ACRÍLICO DE 2 COMPONENTES.
PAINT UNPAINTED STEEL SURFACES WITH 2 COMPONENT EPOXY–POLYAMIDE PRIMER WITH ZINC PHOSPHATE AND 2 COMPONENT POLYURETHANE ACRYLIC ENAMEL.

15. PINTAR SUPERFICIES NO PINTADAS DE ACERO GALVANIZADO CON IMPRIMACIÓN FOSFATANTE Y PASIVANTE DE 2 COMPONENTES CON INHIBIDORES DE LA CORROSIÓN Y ESMALTE DE POLIURETANO ACRÍLICO DE 2 COMPONENTES.
PAINT UNPAINTED GALVANIZED STEEL SURFACES WITH 2 COMPONENT PHOSPHATE AND PASSIVATOR PRIMER WITH CORROSION INHIBITOR AND 2 COMPONENT POLYURETHANE ACRYLIC ENAMEL.

16. PINTAR SUPERFICIES NO PINTADAS DE ACERO A LAS QUE SE LE REQUIERE UNA PROTECCIÓN IGNÍFUGA CON IMPRIMACIÓN ANTICORROSIVA EPOXÍDICA DE 2 COMPONENTES, PINTURA INTUMESCENTE BASE DE AGUA Y CAPA DE PROTECCIÓN DE ESMALTE SINTÉTICO.
PAINT UNPAINTED STEEL SURFACES WITH A REQUIRED FIRESTOP COATING WITH 2 COMPONENT EPOXY ANTICORROSIVE PRIMER, WATER BASED TUMESCENT PAINT AND SYNTHETIC ENAMEL PROTECTION COATING.

17. ESMALTAR SUPERFICIES PINTADAS DE ACERO Y ACERO GALVANIZADO CON ESMALTE SINTÉTICO.
ENAMEL PAINTED STEEL AND GALVANIZED STEEL SURFACES WITH SYNTHETIC ENAMEL COATS.

18. ESMALTAR SUPERFICIES DE MADERA NO PINTADAS CON IMPRIMACIÓN SELLADORA TIPO ALQUÍDICO Y ESMALTE SINTÉTICO BASADO EN RESINAS ALQUÍDICAS.
ENAMEL UNPAINTED WOOD SURFACES WITH ALKYD SEALANT PRIMER AND ALKYD RESIN BASED SYNTHETIC ENAMEL.

19. ESMALTAR SUPERFICIES PINTADAS DE MADERA CON ESMALTE SINTÉTICO BASADO EN RESINAS ALQUÍDICAS.
ENAMEL PAINTED WOOD SURFACES WITH ALKYD RESIN BASED SYNTHETIC ENAMEL.

20. BARNIZAR SUPERFICIES DE MADERA NO PINTADAS CON IMPREGNACIÓN INCOLORA Y BARNIZ DE PORO ABIERTO BASADO EN RESINAS SINTÉTICAS CON AGENTES INSECTICIDAS Y FUNGICIDAS.
VARNISH UNPAINTED WOOD SURFACES WITH COLORLESS IMPREGNATION AND SYNTHETIC RESIN BASED OPEN PORE VARNISH WITH INSECTICIDE AND FUNGICIDE AGENTS.

21. BARNIZAR SUPERFICIES DE MADERA BARNIZADAS CON BARNIZ DE PORO ABIERTO BASADO EN RESINAS SINTÉTICAS CON AGENTES INSECTICIDAS Y FUNGICIDAS.
VARNISH WOOD SURFACES (VARNISHED) WITH SYNTHETIC RESIN BASED OPEN PORE VARNISH WITH INSECTICIDE AND FUNGICIDE AGENTS.

22. PINTAR SUPERFICIES EXTERIORES NO PINTADAS DE YESO, CEMENTO, ALBAÑILERÍA Y OTRAS SUPERFICIES O CON PINTURA EN MAL ESTADO CON IMPRIMACIÓN FUADORA UNIVERSAL + REVESTIMIENTO LISO AL AGUA RESISTENTE A LA CARBONATACIÓN Y PERMEABLE AL VAPOR DE AGUA Y REVESTIMIENTO RUGOSO A BASE DE COPOLÍMEROS ACRÍLICOS.
PAINT UNPAINTED EXTERIOR PLASTER, CEMENT, MASONRY AND OTHER SURFACES OR WITH PAINT IN POOR CONDITIONS WITH UNIVERSAL FIXING–PRIMER + WATER BASED SMOOTH CARBONATION RESISTANT –VAPOR PERMEABLE COATING AND ACRYLIC COPOLYMER BASED TEXTURED COATS.

23. PINTAR SUPERFICIES LISAS PINTADAS EN EXTERIORES DE CEMENTO, ALBAÑILERÍA Y DERIVADOS CON PINTURA PLÁSTICA DE ELEVADAS PRESTACIONES, RESISTENCIA Y CUBRICIÓN.
PAINT EXTERIOR PLASTER, CEMENT, MASONRY AND OTHER DERIVATIVE SMOOTH SURFACES WITH HIGH PERFORMANCE, RESISTANCE AND COVERAGE POWER VINYL COPOLYMER BASED PAINT.

24. PINTAR SUPERFICIES RUGOSAS PINTADAS EN EXTERIORES DE YESO, CEMENTO, ALBAÑILERÍA Y DERIVADOS CON REVESTIMIENTO LISO AL AGUA RESISTENTE A LA CARBONATACIÓN Y PERMEABLE AL VAPOR DE AGUA.
PAINT EXTERIOR PLASTER, CEMENT, MASONRY AND OTHER DERIVATIVE TEXTURE SURFACES WITH WATER BASED SMOOTH COVERING CARBONATION RESISTANT AND WATER VAPOR PERMEABLE.

25. PINTAR SUPERFICIES INTERIORES PINTADAS DE YESO, CEMENTO, ALBAÑILERÍA Y DERIVADOS CON PINTURA PLÁSTICA DE ELEVADAS PRESTACIONES, RESISTENCIA Y CUBRICIÓN.
PAINT INTERIOR PLASTER, CEMENT, MASONRY AND OTHER DERIVATIVE SURFACES WITH HIGH PERFORMANCE, RESISTANCE AND COVERAGE POWER VINYL COPOLYMER BASED PAINT.

26. PINTAR SUPERFICIES INTERIORES NO PINTADAS DE YESO, CEMENTO, ALBAÑILERÍA Y OTRAS SUPERFICIES DERIVADAS O CON PINTURA EN MAL ESTADOS CON IMPRIMACIÓN FUJADORA UNIVERSAL Y PINTURA PLÁSTICA DE ELEVADAS PRESTACIONES, RESISTENCIA Y CUBRICIÓN CON ADITIVOS FUNGICIDAS.
PAINT UNPAINTED INTERIOR PLASTER, CEMENT, MASONRY AND OTHER DERIVATIVES SURFACES OR WITH PAINT IN POOR CONDITIONS WITH UNIVERSAL FIXING–PRIMER AND HIGH PERFORMANCE, RESISTANCE AND COVERAGE POWER VINYL COPOLYMER BASED PAINT WITH FUNGICIDES ADDITIVES.

27. PINTAR SUPERFICIES INTERIORES DE YESO, CEMENTO, ALBAÑILERÍA Y OTRAS SUPERFICIES DERIVADAS CON MANCHAS DE HUMEDAD CON PINTURA IMPERMEABILIZANTE A BASE DE RESINAS ACRÍLICAS Y CARGAS HIDRÁULICAS + PINTURA PLÁSTICA A BASE DE EMULSIÓN ACRÍLICO ESTIRENADO Y VINÍLICA.
PAINT PLASTER, CEMENT, MASONRY AND OTHER DERIVATIVES SURFACES WITH WATER STAINS WITH WATERPROOF PAINT WITH SOLVENT BASED ACRYLIC RESINS WITH HYDRAULIC FILLED + PLASTIC PAINT WITH ACRYLIC STYRENATED AND VINYL EMULSION.

28. PINTAR SUPERFICIES DE YESO, CEMENTO, ALBAÑILERÍA Y OTRAS SUPERFICIES DERIVADAS EN ÁREAS DE TRABAJO CON IMPRIMACIÓN Y CAPA BASE SINTÉTICA A BASE DE RESINAS ALQUÍDICAS Y 2 CAPAS DE ESMALTE SINTÉTICO
PAINT PLASTER, CEMENT, MASONRY AND OTHER DERIVATIVES SURFACES OF WORK AREAS WITH 1 ALKYD SEALANT PRIMER AND BASE COATS AND 2 COATS OF SYNTHETIC ENAMEL.

29. TRATAMIENTO DE SUPERFICIES EXTERIORES DE YESO, CEMENTO, HORMIGÓN O LADRILLO VISTO SUJETAS A CONDICIONES EXTREMAS DE HUMEDAD CON IMPERMEABILIZANTE TRANSPARENTE IDEADO PARA HIDROFUGAR Y PROTEGER SUPERFICIES DE OBRA POROSA.
TREATMENT OF EXTERIOR PLASTER, CEMENT, CONCRETE OR EXPOSED BRICK SURFACES SUBJECT TO HIGH HUMIDITY ENVIRONMENTAL CONDITIONS WITH COLORLESS DAMP–PROOF COURSE DESIGNED TO WATERPROOF AND PROTECT THE CONSTRUCTION POROUS SURFACES.

30. PINTAR SUPERFICIES INTERIORES Y EXTERIORES SOMETIDAS A CONDICIONES ESPECIALES DE HUMEDAD PERMANENTE CON DOS CAPAS DE CAUCHO CLORADO.
PAINT INTERIOR AND EXTERIOR CONCRETE SURFACES SUBJECTED TO SPECIAL MOISTURE CONDITIONS WITH 2 COATS OF CHLORINATED RUBBER PAINT.

31. TRATAR PAVIMENTOS DE HORMIGÓN SOMETIDOS A TRÁFICO MEDIO DE VEHÍCULOS CON BASE DE MORTERO DE RESINA EPOXÍDICA DE 2 COMPONENTES Y CARGAS MINERALES CALIBRADAS (2 CAPAS) + MORTERO TEXTURADO A BASE DE RESINAS ACRÍLICO–EPOXI DE 2 COMPONENTES (2 CAPAS)+CAPA DE SELLADO CON PINTURA BICOMPONENTE A BASE DE RESINAS ACRÍLICO–EPOXÍDICA.
TREAT CONCRETE PAVEMENT SUBJECT TO AVERAGE TRAFFIC OF LIGHT VEHICLES WITH 2 COMPONENT EPOXY–RESIN BASED MORTAR AND CALIBRATED MINERAL FILLER (2 COATS) + 2 COMPONENT TEXTURED MORTAR BASED ACRYLIC–EPOXY RESINS (2 COATS) + SEALANT COATING OF ACRYLIC–EPOXY RESIN BASED 2 COMPONENT PAINT.

32. REPARAR Y PINTAR PAVIMENTOS DE HORMIGÓN TRATADOS SOMETIDOS A TRÁFICO MEDIO DE VEHÍCULOS Y ZONAS DE APARCAMIENTO CON MORTERO TEXTURADO A BASE DE RESINAS ACRÍLICO–EPOXIS DE 2 COMPONENTES Y CARGAS CALIBRADAS Y CAPA DE SELLADO DE PINTURA BICOMPONENTES A BASE DE RESINAS ACRÍLICO–EPOXÍDICA.
REPAIR AND PAINT TREATED CONCRETE PAVEMENT SUBJECTED TO AVERAGE TRAFFIC OF LIGHT VEHICLES AND PARKING AREAS WITH 2 COMPONENT TEXTURED MORTAR BASED ACRYLIC –EPOXY RESINS WITH CALIBRATED FILLERS AND SEALANT COATING OF 2 COMPONENT ACRYLIC–EPOXY RESIN BASED PAIN.

33. ELIMINACIÓN DE LÍNEAS DE TRÁFICO SOBRE ASFALTO, LIMPIEZA DEL SUELO Y PREPARACIÓN DE LA SUPERFICIE PARA PINTAR.
TRAFFIC LANE REMOVAL, CLEAN CONCRETE SURFACE AND PREPARE AREA FOR PAINTING.

34. PINTAR LÍNEA DE TRÁFICO DE 17 cm. DE ANCHO EN PAVIMENTOS DE HORMIGÓN.
PAINT 17 cm. WIDTH TRAFFIC LANE ON CONCRETE FLOOR SURFACES.

35. PINTAR LÍNEA DE TRÁFICO DE 8 cm. DE ANCHO EN PAVIMENTOS DE ASFALTO.
PAINT 8 cm. WIDTH TRAFFIC LANE ON CONCRETE FLOOR SURFACES.

36. PINTAR RÓTULO DE 10 cm. DE PAUTA EN PAVIMENTOS DE HORMIGÓN.
PAINT 10 cm. HEIGTH LETTERING ON CONCRETE FLOOR SURFACES.

37. ELIMINACIÓN DE LÍNEAS DE TRÁFICO SOBRE ASFALTO, LIMPIEZA DEL SUELO Y PREPARACIÓN DE LA SUPERFICIE PARA PINTAR.
TRAFFIC LANE REMOVAL, CLEAN ASPHALT SURFACE AND PREPARE AREA FOR PAINTING.

38. PINTAR LÍNEA DE TRÁFICO DE 17 cm. DE ANCHO EN PAVIMENTOS DE ASFALTO.
PAINT 17 cm. WIDTH TRAFFIC LANE ON ASPHALT FLOOR SURFACES.

39. PINTAR LÍNEA DE TRÁFICO DE 8 cm. DE ANCHO EN PAVIMENTOS DE ASFALTO.
PAINT 8 cm. WIDTH TRAFFIC LANE ON ASPHALT FLOOR SURFACES.

40. PINTAR MARCAS Y SEÑALES DE TRÁFICO SOBRE PAVIMENTO ASFÁLTICO.
PAINT TRAFFIC MARKING AND SIGN ON ASPHALT FLOOR SURFACES.

41. TOMA DE MUESTRAS PARA DETECTAR LA EXISTENCIA DE PINTURA CON BASE DE PLOMO EN LABORATORIO HOMOLOGADO.
TEST SAMPLE COLLECTION FOR LEADED–BASE PAINT DETECTION BY AN AUTHORIZED LABORATORY.

42. ELIMINACIÓN DE PINTURA CON BASE DE PLOMO, LIMPIEZA DEL ÁREA, ENVÍO A VERTEDERO AUTORIZADO, REALIZACIÓN DE PLAN DE ACTUACIÓN Y PRESENTACIÓN DE CERTIFICADO DE DEPÓSITO.
LEADED–BASE PAINT REMOVAL, CLEAN AREA AND WASTE DISPOSAL IN AN AUTHORIZED DUMP, SUBMIT PLAN AND DISPOSAL CERTIFICATION.

43. ENCAPSULADO DE PINTURA CON BASE DE PLOMO, PRESENTACIÓN DEL PLAN DE ACTUACIÓN Y DEL CERTIFICADO DE GARANTÍA POR 20 AÑOS.
LEADED–BASE PAINT ENCAPSULATION, SUBMIT PLAN AND 20 YEAR WARRANTY CERTIFICATION.

44. DESMONTAR LAS JUNTAS DE LOS CANALONES, PREPARAR LAS SUPERFICIES, APLICAR SELLANTE NUEVO Y VOLVER A MONTAR.
DISASSEMBLE GUTTER JOINT, PREPARE JOINT SURFACES, APPLY NEW SEALANT AND REASSEMBLE GUTTER JOINT.

45. DESMONTAR SECCIONES DE CANALONES DEFECTUOSAS Y CORROÍDAS Y REEMPLAZARLAS POR SECCIONES DE CANALONES GALVANIZADAS NUEVAS DE 3 m. DE LONGITUD DE 24 GA.
REMOVE DEFECTIVE AND CORRODED GUTTER SECTION. REPLACE WITH 3 METERS LONG 24 GA GALVANIZED GUTTER SECTION.

46. DESMONTAR REMATES DE CHAPA DEFECTUOSOS Y CORROÍDOS Y REEMPLAZARLOS POR NUEVOS GALVANIZADOS DE 3 m. DE LONGITUD DE 24 GA DE 360 mm. DE DESARROLLO Y 6 PLIEGUES.
REMOVE DEFECTIVE AND CORRODED SHEET METAL FLASHINGS. REPLACE WITH 3 METER LONG 24 GA GALVANIZED 360 mm. GIRTH, 6 BREAK FLASHING.

47. DESMONTAR BAJANTES DEFECTUOSOS Y REEMPLAZARLOS POR NUEVOS GALVANIZADOS DE 3 m. DE LONGITUD DE 24 GA Y 150 mm. DE DIÁMETRO, INCLUSO CODOS Y PIEZAS ESPECIALES.
REMOVE DEFECTIVE DOWNSPOUT AND REPLACE WITH 3 METER LONG 24 GA x 150 mm. DIA GALVANIZED DOWNSPOUT. ELBOWS AND STRAPS ARE TO BE INCLUDED.

48. LIMPIAR CANALONES, BAJANTES Y SALPICADEROS Y REAJUSTAR/REPONER LAS FIJACIONES.
CLEAN GUTTERS, DOWNSPOUT AND SPLASHES, REAJUST AND REPLACE DETRIORATED ANCHORAGE.

49. DESMONTAR PIEZAS DE LADRILLO VISTO ROTAS Y REPONER CON PIEZAS NUEVAS.
REMOVE BROKEN EXPOSED BRICK UNITS AND REPLACE BY NEW UNITS.

50. QUITAR PIEZAS CERÁMICAS ROTAS, PERDIDAS O MAL FIJADAS Y REPONER POR PIEZAS NUEVAS.
REMOVE BROKEN, MISSING OR UNADHERED CERAMIC UNITS AND REPLACE BY NEW UNITS.

51. ELIMINAR MATERIAL DE SELLADO NO ADHERIDO Y FONDO DE JUNTAS, LIMPIAR JUNTAS Y APLICAR FONDO DE JUNTAS, IMPRIMACIÓN Y SELLADO NUEVOS.
REMOVE UNADHERED SEALING MATERIAL AND BACKING ROD, CLEAN JOINTS AND APPLY NEW BACK ROD, PRIMER AND SEALING MATERIAL.

52. ELIMINAR MATERIAL DE SELLADO NO ADHERIDO, LIMPIAR JUNTAS Y APLICAR IMPRIMACIÓN Y SELLADOS NUEVOS EN REMATERÍA DE CUBIERTA COMO SE INDICA EN DETALLE 5 DEL PLANO 8.
REMOVE UNADHERED SEALING MATERIAL, CLEAN JOINTS AND APPLY NEW PRIMER AND SEALING MATERIAL IN ROOF FLASING AS INDICATED IN DETAIL 5 ON SHEET 8.

53. CERRAR HUECO DE AIRE ACONDICIONADO CON LADRILLO PERFORADO Y MORTERO DE CEMENTO.
CLOSE A/C OPENING WITH PERFORATED BRICK AND CEMENT MORTAIR.

54. APLICAR EMULSIÓN REPELENTE AL AGUA PARA FACHADAS EN PRETILES, DINTELES Y ALFEIZARES.
APPLY WATERPROOFING EMULSION FOR EXTERIOR SURFACES TO PARAPET, LINTELS AND SILL DRIPS.

55. REPARAR FISURAS EN ELEMENTOS DE HORMIGÓN COMO SE INDICA EN DETALLE 2 DEL PLANO 8.
REPAIR CRACKS ON CONCRETE ELEMENTS AS INDICATE IN DETAIL 2 ON 8 SHEET.

56. IMPERMEABILIZAR JUNTAS DE DINTELES COMO SE INDICA EN DETALLE 3 DEL PLANO 8.
WATERPROOF LINTEL JOINTS AS INDICATED IN DETAIL 3 ON SHEET 8.

ESCALA GRÁFICA
GRAPHIC SCALE
1:5000
METERS: –0.50 0 100 200 250
FEET: –1.500 0 2.500 5.000 7.500

MARK	DESCRIPTION	DATE	APPR

DRAWN BY: ANA RACERO	DATE: APRIL 2026	
DESIGNED BY: MIGUEL TRUJILLO	DATE: APRIL 2026	
CHIEF ENGINEER BY:	DATE:	

496 AIR BASE SQUADRON (USAFE)
BASE CIVIL ENGINEERING
MORON AIR BASE – SPAIN

SCALE:	AS SHOW
DATE:	APRIL 2026
FACILITY:	MULTI
DRAWING NO:	M–865–03 GI101
REVISION:	
ORIGINAL FORMAT:	A–1

PROJECT QUUG 25–1012
REPARAR FACHADAS DE EDIFICIOS, MULTI
RPR. FACILITY: FACADES, MULTI
SITUACIÓN Y OBJETO DEL TRABAJO
SITE PLAN AND SCOPE OF WORK

SHEET NUMBER:
GI101
SHEET 03 OF 11

C:\USERS\138422195\ONEDRIVE – UNITED STATES AIR FORCE\CEND\CEND\DRAFTING\PROJECTS UNDER DESIGN\25–1012 RPR FACILITY FAÇADES, MULTI (B203, B221, B231, B302)\M–865–03 GI101

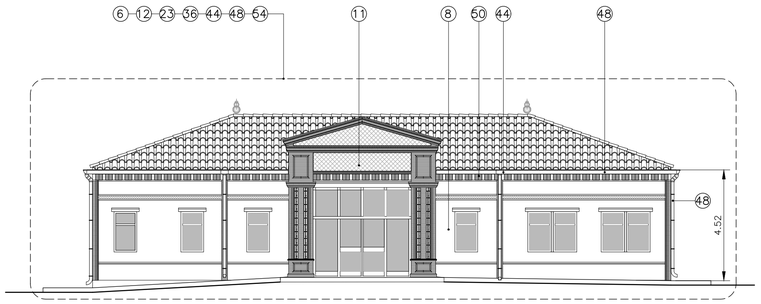

A 04 04 **ALZADO**
ELEVATION
ESCALA / SCALE 1:125

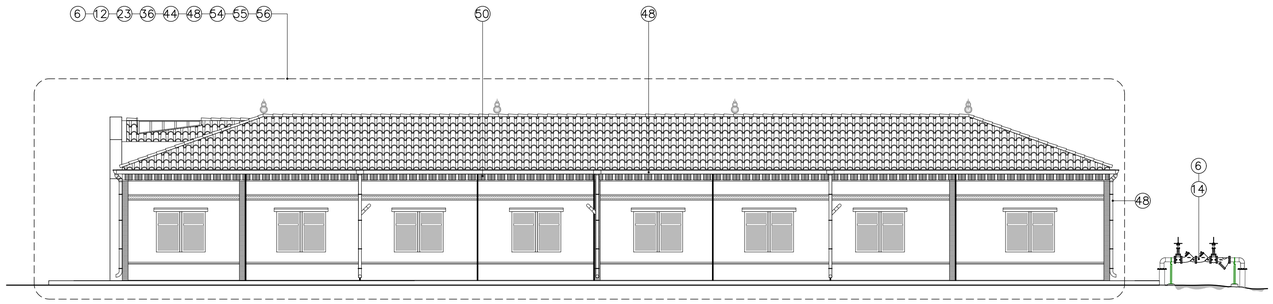

B 04 04 **ALZADO**
ELEVATION
ESCALA / SCALE 1:125

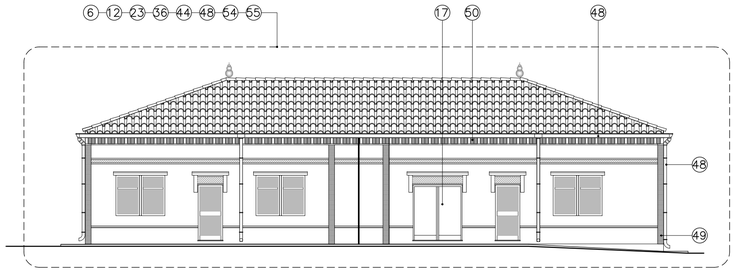

C 04 04 **ALZADO**
ELEVATION
ESCALA / SCALE 1:125

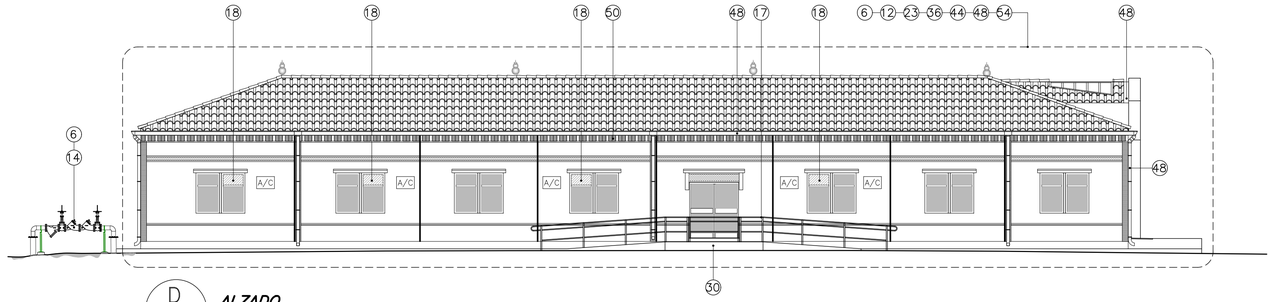

D 04 04 **ALZADO**
ELEVATION
ESCALA / SCALE 1:125

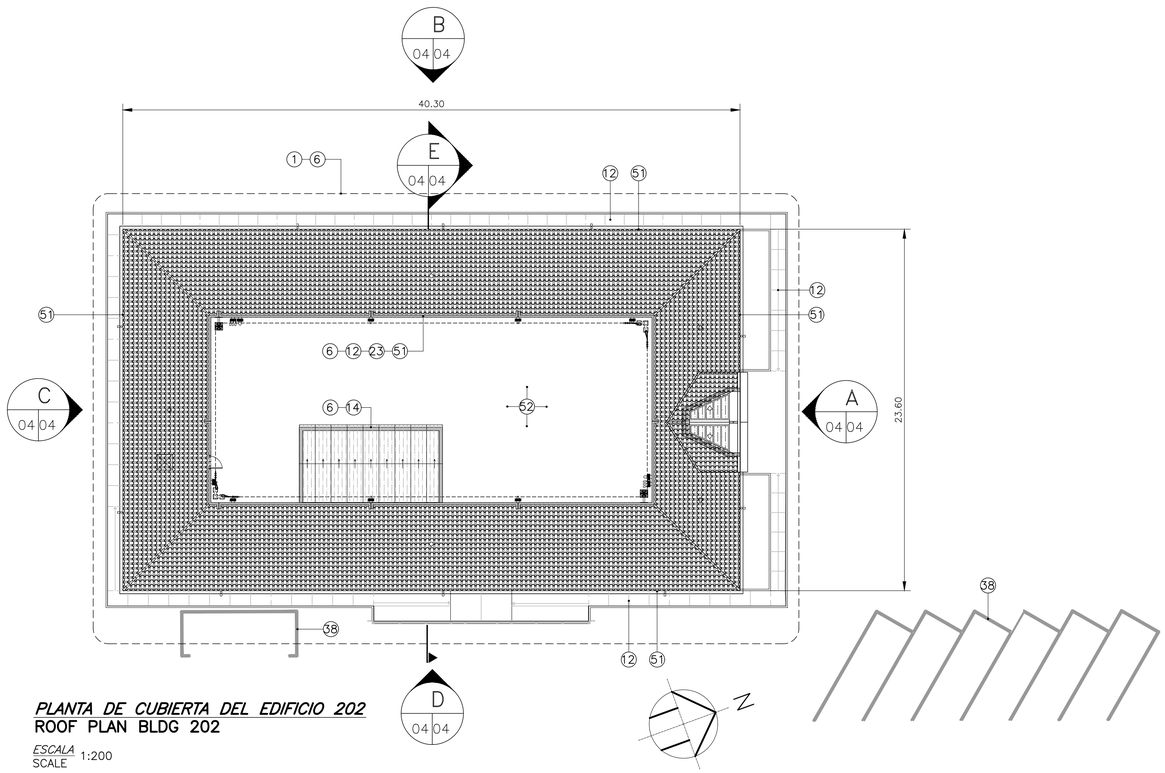

PLANTA DE CUBIERTA DEL EDIFICIO 202
ROOF PLAN BLDG 202
ESCALA / SCALE 1:200

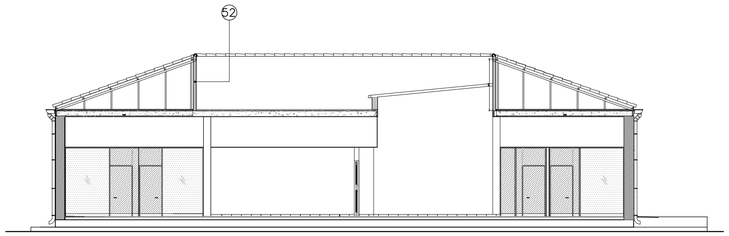

E 04 04 ***SECCIÓN***
SECTION
ESCALA / SCALE 1:125

	BLDG 202	EXTERIOR
ITEM	**ESTIMATE**	Ver la nota 3 en el plano GI001 en referencia a las cantidades que se muestran.
NO.	**QUANTITY**	See note 3 in drawing sheet GI001 regarding the quantities that are shown.
1	**1.00**	
6	**122.78**	Estimated 100% item #14 - Estimado 100% de la partida o. 14 Estimated 40% of item #17 - Estimado 20% de la partida No.17 Estimated 15% of item #23 - Estimado 15% de la partida No 23
8	**5.00**	
11	**40.00**	
12	**68.00**	
14	**5.00**	
17	**22.30**	
18	**2.80**	
23	**755.46**	
36	**4.00**	
38	**82.50**	
44	**70.00**	
48	**182.04**	
49	**10.00**	
50	**60.00**	
51	**159.80**	
52	**90.00**	
54	**14.00**	
56	**14.00**	

ESCALA GRÁFICA
GRAPHIC SCALE

COTAS EN METROS
DIMENSIONS IN METER

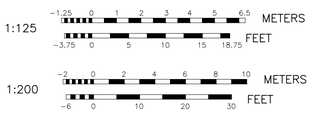

MARK	DESCRIPTION	DATE	APPR

DRAWN BY: ANA RACERO — DATE: APRIL 2026
DESIGNED BY: MIGUEL TRUJILLO — DATE: APRIL 2026
CHIEF ENGINEER BY: — DATE:

496 AIR BASE SQUADRON (USAFE)
BASE CIVIL ENGINEERING
MORÓN AIR BASE – SPAIN

SCALE: AS SHOW
DATE: APRIL 2026
FACILITY: MULTI
DRAWING NO: M-865-04 A201
REVISION:
ORIGINAL FORMAT: A-1

PROJECT QUUG 25-1012
REPARAR FACHADAS DE EDIFICIOS, MULTI
RPR FACILITY FACADES, MULTI
RELACIÓN DE TRABAJOS EDIFICIO 202
SCOPE OF WORKS BUILDING 202

SHEET NUMBER:
A201
SHEET 04 OF 11

C:\USERS\138422951E\ONEDRIVE – UNITED STATES AIR FORCE\CEND\CEND\DRAFTING\PROJECTS UNDER DESIGN\25-1012 RPR FACILITY FAÇADES, MULTI (B203, B221, B231, B302)\M-865-04 A201

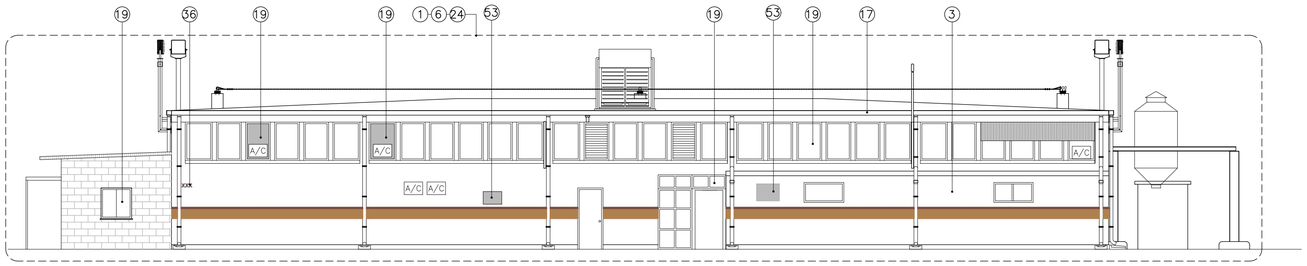

A 05 05 **ALZADO**
ELEVATION
ESCALA / SCALE 1:100

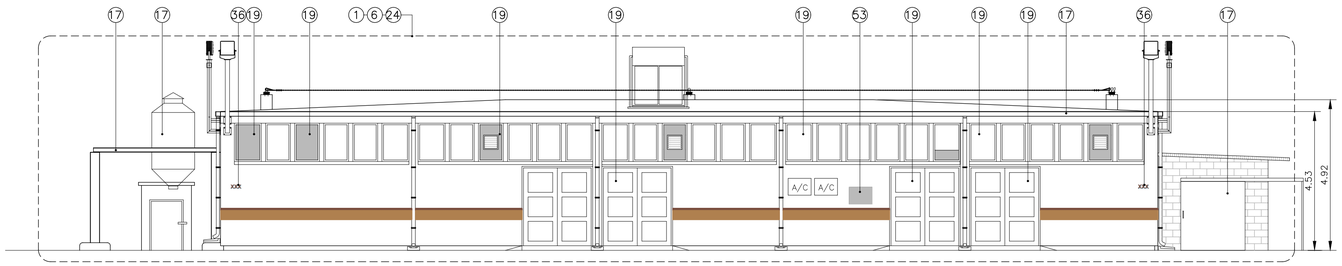

C 05 05 **ALZADO**
ELEVATION
ESCALA / SCALE 1:100

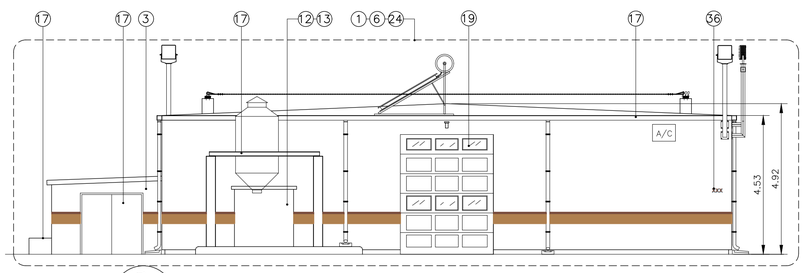

B 05 05 **ALZADO**
ELEVATION
ESCALA / SCALE 1:100

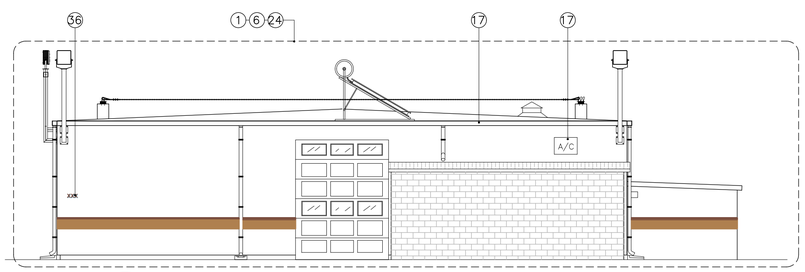

D 05 05 **ALZADO**
ELEVATION
ESCALA / SCALE 1:100

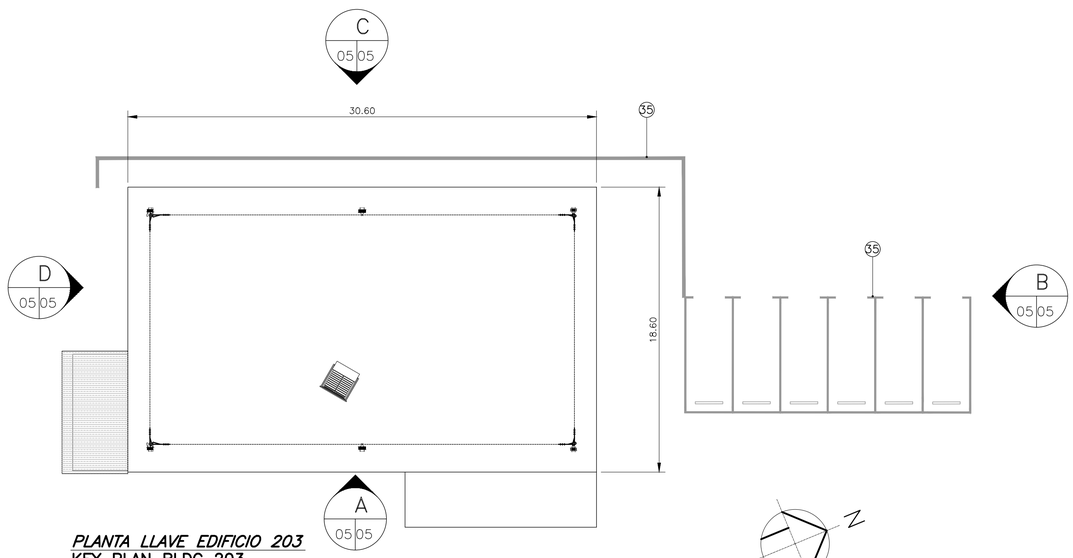

PLANTA LLAVE EDIFICIO 203
KEY PLAN BLDG 203
ESCALA / SCALE 1:200

RELACIÓN DE SUPERFICIES / SURFACE SCHEDULE		
BLDG 203		EXTERIOR
ITEM	**ESTIMATE**	Ver la nota 3 en el plano GI001 en referencia a las cantidades que se muestran.
NO.	**QUANTITY**	See note 3 in drawing sheet GI001 regarding the quantities that are shown.
1	**1.00**	
3	**27.80**	
6	**155.60**	Estimated 20% of item #17 - Estimado 20% de la partida No.17 Estimated 20% of item #19 - Estimado 20% de la partida No. 19 Estimated 20% of item #24 - Estimado20% de la partida No 24
12	**58.00**	
17	**45.00**	
19	**264.40**	Doors to be painted on both sides - Pintar puertas ambas caras
24	**468.60**	
35	**112.00**	
36	**4.00**	
53	**3.00**	

ESCALA GRÁFICA / GRAPHIC SCALE

COTAS EN METROS / DIMENSIONS IN METER

1:100 METERS −1 0 1 2 3 4 5
FEET −3 0 5 10 15

1:200 METERS −2 0 2 4 6 8 10
FEET −6 0 10 20 30

MARK	DESCRIPTION	DATE	APPR

DRAWN BY: ANA RACERO — DATE: APRIL 2026
DESIGNED BY: MIGUEL TRUJILLO — DATE: APRIL 2026
CHIEF ENGINEER BY: — DATE:

496 AIR BASE SQUADRON (USAFE)
BASE CIVIL ENGINEERING
MORÓN AIR BASE – SPAIN

SCALE: AS SHOW
DATE: APRIL 2026
FACILITY: MULTI
DRAWING NO: M-865-05 A202
REVISION:
ORIGINAL FORMAT: A-1

PROJECT QUUG 25-1012
REPARAR FACHADAS DE EDIFICIOS, MULTI
RPR FACILITY FACADES, MULTI
RELACIÓN DE TRABAJOS EDIFICIO 203
SCOPE OF WORKS BUILDING 203

SHEET NUMBER:
A202
SHEET 05 OF 11

C:\USERS\138422195\ONEDRIVE – UNITED STATES AIR FORCE\CEND\CEND\DRAFTING\PROJECTS UNDER DESIGN\25-1012 RPR FACILITY FAÇADES, MULTI (B203, B221, B231, B302)\M-865-05 A202

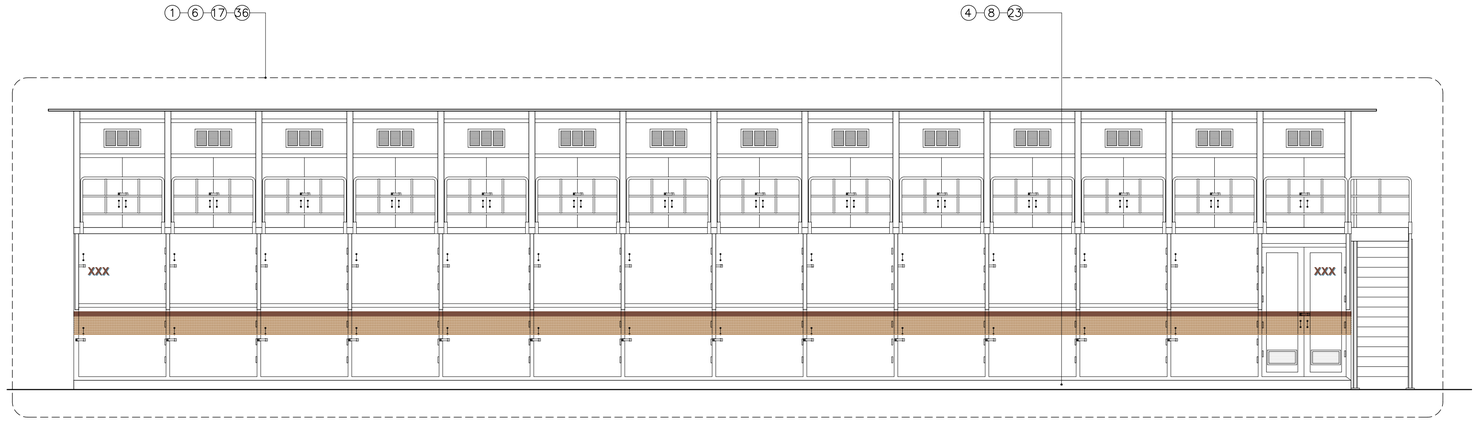

A 06 06 **ALZADO**
ELEVATION
ESCALA
SCALE 1:50

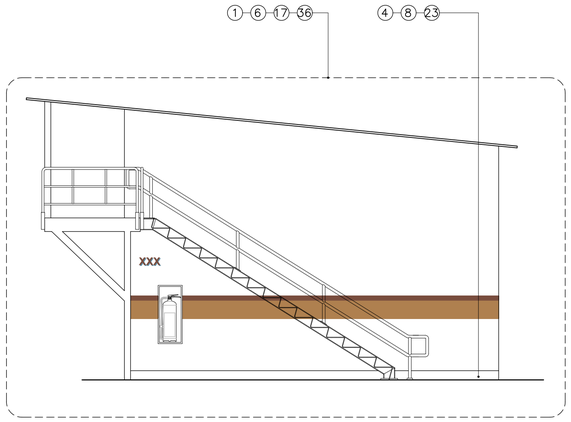

B 06 06 **ALZADO**
ELEVATION
ESCALA
SCALE 1:50

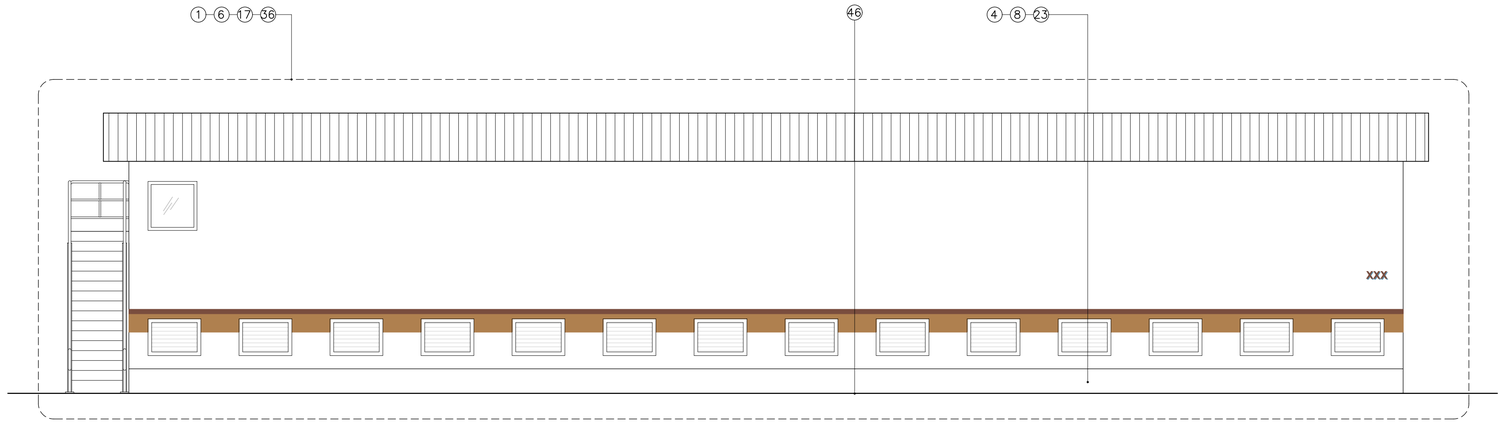

C 06 06 **ALZADO**
ELEVATION
ESCALA
SCALE 1:50

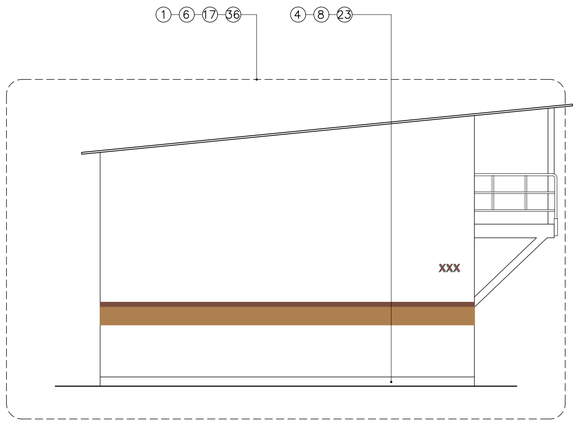

D 06 06 **ALZADO**
ELEVATION
ESCALA
SCALE 1:50

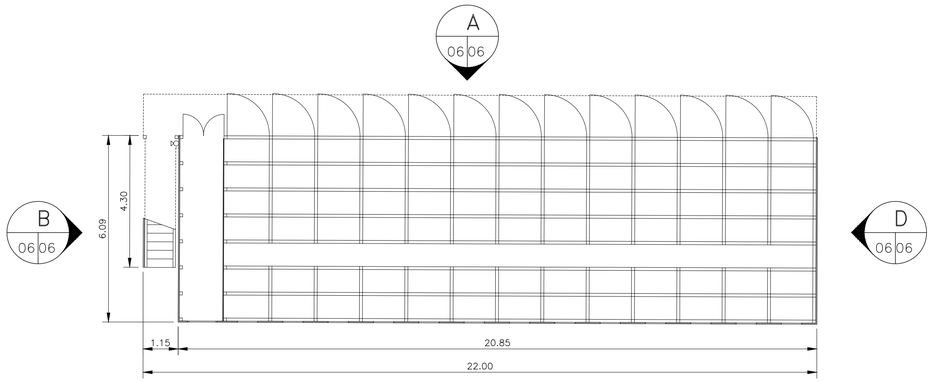

PLANTA LLAVE EDIFICIO 221
KEY PLAN BLDG 221
ESCALA
SCALE 1:100

RELACIÓN DE SUPERFICIES / SURFACE SCHEDULE		
BLDG 221 EXTERIOR		
ITEM	**ESTIMATE**	Ver la nota 3 en el plano GI001 en referencia a las cantidades que se muestran.
NO.	**QUANTITY**	See note 3 in drawing sheet GI001 regarding the quantities that are shown.
1	**1.00**	
4	**9.34**	
6	**76.78**	Estimated 20% of item #17 - Estimado 20% de la partida No.17
8	**9.34**	
11	**41.70**	
12	**46.88**	
17	**383.92**	
22	**14.22**	
36	**4.00**	
46	**22.85**	
52	**29.00**	

ESCALA GRÁFICA
GRAPHIC SCALE

COTAS EN METROS
DIMENSIONS IN METER

1:50 METERS: −0.5 0 1 2 2.5
FEET: −1.5 0 2.5 5 7.5

1:100 METERS: −1 0 1 2 3 4 5
FEET: −3 0 5 10 15

MARK	DESCRIPTION	DATE	APPR

DRAWN BY: ANA RACERO — DATE: APRIL 2026
DESIGNED BY: MIGUEL TRUJILLO — DATE: APRIL 2026
CHIEF ENGINEER BY: — DATE:

496 AIR BASE SQUADRON (USAFE)
BASE CIVIL ENGINEERING
MORÓN AIR BASE – SPAIN

SCALE: AS SHOWN
DATE: APRIL 2026
FACILITY: MULTI
DRAWING NO: M-865-06 A203
REVISION:
ORIGINAL FORMAT: A-1

PROJECT QUUG 25-1012
REPARAR FACHADAS DE EDIFICIOS, MULTI
RPR FACILITY FACADES, MULTI
RELACIÓN DE TRABAJOS EDIFICIO 221
SCOPE OF WORKS BUILDING 221

SHEET NUMBER:
A203
SHEET 06 OF 11

C:\USERS\1384221951E\ONEDRIVE – UNITED STATES AIR FORCE\CEND\DRAFTING\PROJECTS UNDER DESIGN\25-1012 RPR FACILITY FAÇADES, MULTI (B203, B221, B231, B302)\M-865-06 A203

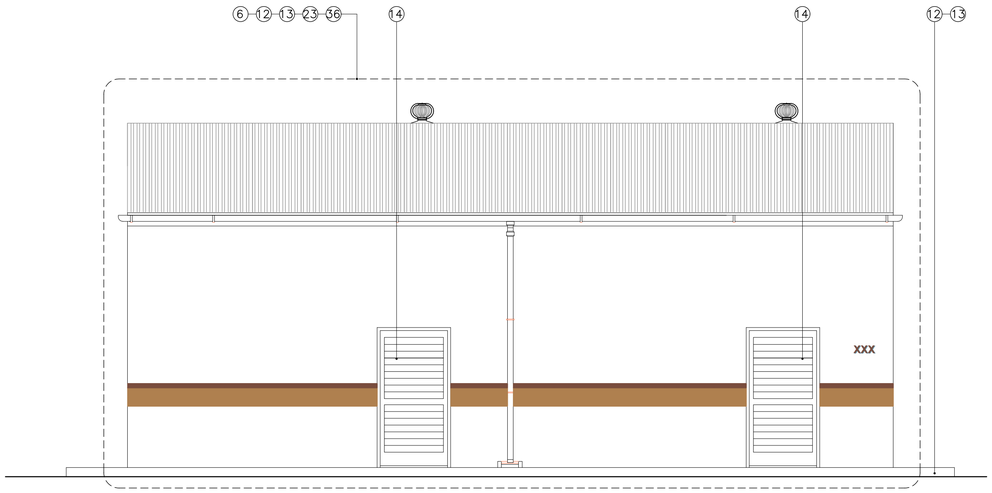

A 07|07 **ALZADO**
ELEVATION
ESCALA / SCALE 1:50

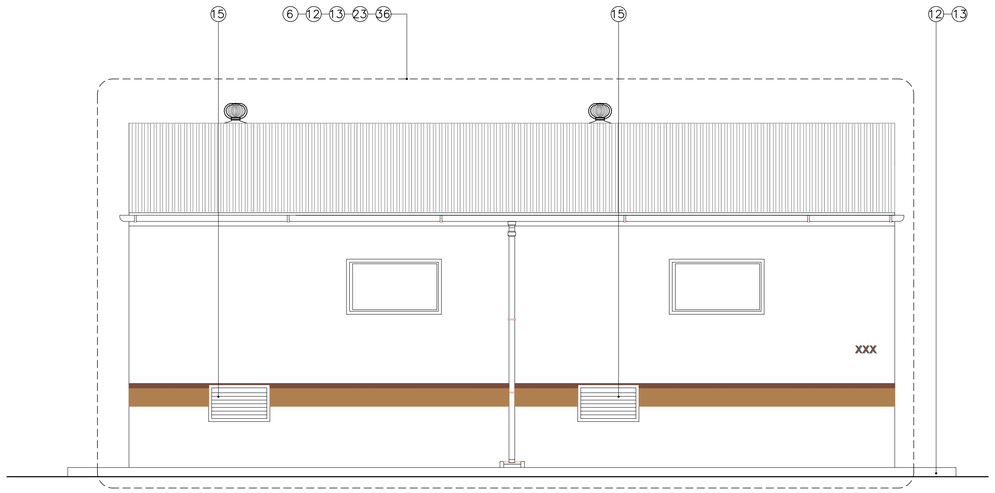

C 07|07 **ALZADO**
ELEVATION
ESCALA / SCALE 1:50

A 07|07

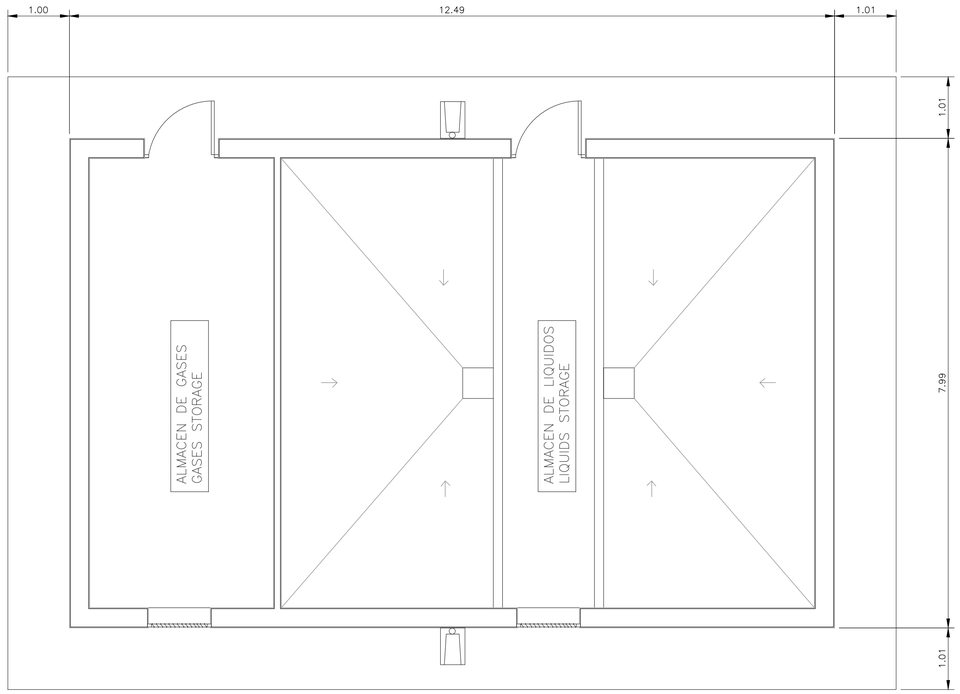

B 07|07

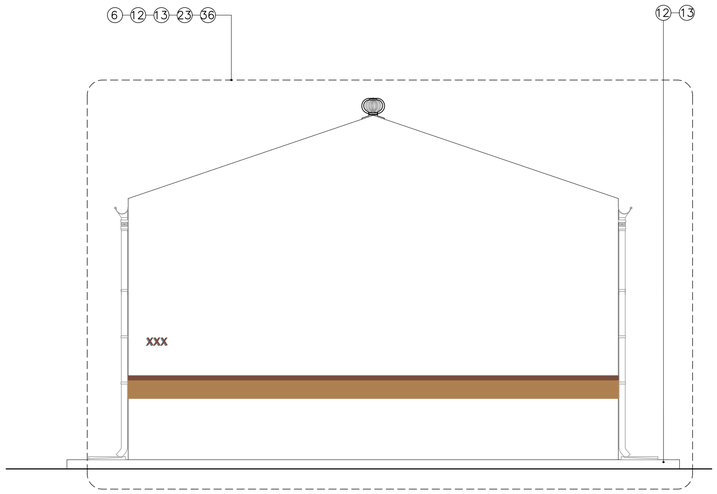

B 07|07 **ALZADO**
ELEVATION
ESCALA / SCALE 1:50

PLANTA LLAVE EDIFICIO 231
KEY PLAN BLDG 231
ESCALA / SCALE 1:50

C 07|07

N

RELACIÓN DE SUPERFICIES / SURFACE SCHEDULE		
BLDG 231		EXTERIOR
ITEM	**ESTIMATE**	Ver la nota 3 en el plano GI001 en referencia a las cantidades que se muestran.
NO.	**QUANTITY**	See note 3 in drawing sheet GI001 regarding the quantities that are shown.
1	**1.00**	
6	**41.39**	Estimated 100% item #14 - Estimado 100% de la partida No. 14 Estimated 100% of item #15 - Estimado 100% de la partida No.15 Estimated 20% of item #23 - Estimado 15% de la partida No 23
12	**42.80**	
13	**42.80**	
14	**3.60**	Doors and grille on both sides - puertas y rejillas a dos caras
15	**10.56**	
23	**181.50**	
36	**4.00**	
48	**34.00**	

ESCALA GRÁFICA / GRAPHIC SCALE — COTAS EN METROS / DIMENSIONS IN METER

1:50 — METERS: −0.5, 0, 1, 2, 2.5 — FEET: −1.5, 0, 2.5, 5, 7.5

MARK	DESCRIPTION	DATE	APPR

DRAWN BY: ANA RACERO — DATE: APRIL 2026
DESIGNED BY: MIGUEL TRUJILLO — DATE: APRIL 2026
CHIEF ENGINEER BY: — DATE:

496 AIR BASE SQUADRON (USAFE)
BASE CIVIL ENGINEERING
MORÓN AIR BASE – SPAIN

SCALE: AS SHOWN
DATE: APRIL 2026
FACILITY: MULTI
DRAWING NO: M-865-07 A204
REVISION:
ORIGINAL FORMAT: A-1

PROJECT QUUG 25-1012
REPARAR FACHADAS DE EDIFICIOS, MULTI
RPR FACILITY FACADES, MULTI
RELACIÓN DE TRABAJOS EDIFICIO 231
SCOPE OF WORKS BUILDING 231

SHEET NUMBER:
A204
SHEET 07 OF 11

C:\USERS\1384221951E\ONEDRIVE – UNITED STATES AIR FORCE\CEND\CEND\DRAFTING\PROJECTS UNDER DESIGN\25-1012 RPR FACILITY FAÇADES, MULTI (B203, B221, B231, B302)\M-865-07 A204

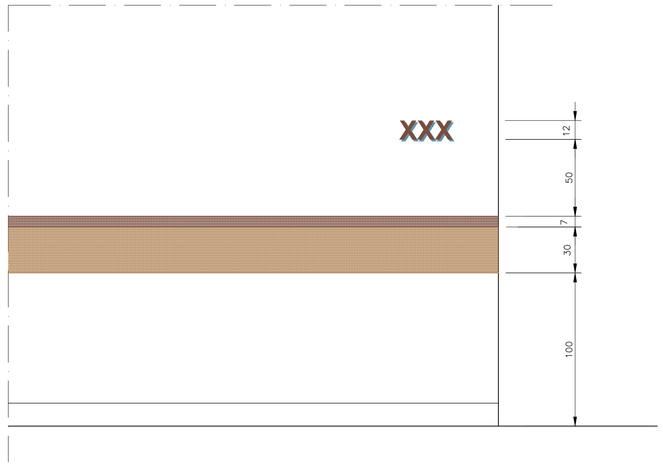

1 / 08 08 **DETALLE DE PINTURA EN FACHADA**
PAINT ON FACADE DETAIL

ESCALA / SCALE 1:20 — COTAS EN CENTÍMETROS / DIMENSIONS IN CENTIMETERS

NOTAS
NOTES

PINTAR UNA BANDA A 2 COLORES EN TODO EL PERÍMETRO DEL EDIFICIO BAJO LA PARTIDA Nº 28 COMO SE INDICA.
PAINT A 2 COLOR STRIP IN ALL THE BUILDING PERIMETER UNDER LINE ITEM # 28 AS INDICATED.

LOS COLORES PARA FACHADAS DE EDIFICIO SON LOS SIGUIENTES:

FONDO: RAL 1014
BANDA PEQUEÑA Y LETRAS: RAL 8002
BANDA GRANDE: RAL 1011

THE PAINTING COLORS FOR BUILDING FACADE ARE AS FOLLOWS:

BACKGROUND: RAL 1014
SMALL TRIM AND LETTERING: RAL 8002
BIG TRIM: RAL 1011

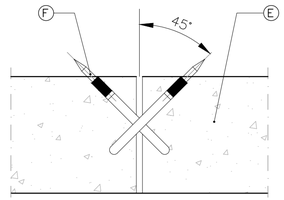

2 / 08 08 **DETALLE DE REPARACIÓN DE FISURA EN HORMIGÓN**
CONCRETE CRACK REPAIR DETAIL

ESCALA / SCALE 1:20

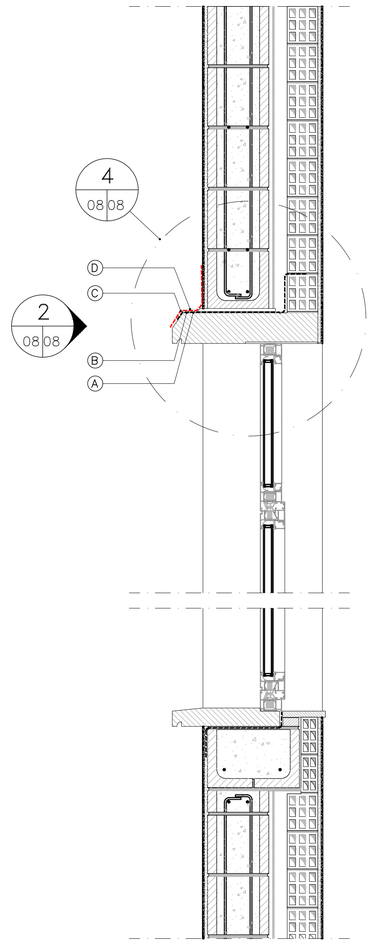

3 / 08 08 **DETALLE DE REPARACIÓN DE ALFEIZARES Y DINTELES**
DETAIL OF LINTEL AND DRIP SILL REPAIR WORKS

ESCALA / SCALE 1:10 — COTAS EN METROS / DIMENSIONS IN METERS

NOTAS
NOTES

(A) *LIMPIAR LAS SUPERFICIES DEL HORMIGÓN Y DEL MORTERO HASTA QUE ESTÉ LIMPIA Y SECA.*
CLEAN THE CONCRETE AND MORTAR SURFACES TO MAKE THESE CLEANED AND DRY.

(B) *APLICAR CAPA DE IMPRIMACIÓN SOBRE LA SUPERFICIE LIMPIA Y SECA A TRATAR.*
APPLY PRIME LAYER OVER THE CLEANED AND DRY SURFACE TO BE TREATED.

(C) *INSTALAR BANDA DE FIBRA DE VIDRIO SOBRE SUPERFICIE HORIZONTAL DEL DINTEL Y HASTA 10 cm DE ALTURA SOBRE LA FACHADA.*
INSTALL A FIBER GLASS BAND ON THE HORINZONTAL SURFACE OF THE LINTEL AND UP TO 10 cm HIGH ON THE WALL.

(D) *APLICAR 3 CAPAS DE EMULSIÓN CLOROCAUCHO COMO SE INDICA.*
APPLY 3 CHLORINATED RUBBER COATS AS INDICATED.

(E) *DINTEL DE HORMIGÓN PREFABRICADO.*
PRECAST CONCRETE LINTEL.

(F) *TALADRO E INYECTOR DE RESINA EPOXI.*
DRILL HOLE & INYECTOR OF EPOXI RESIN.

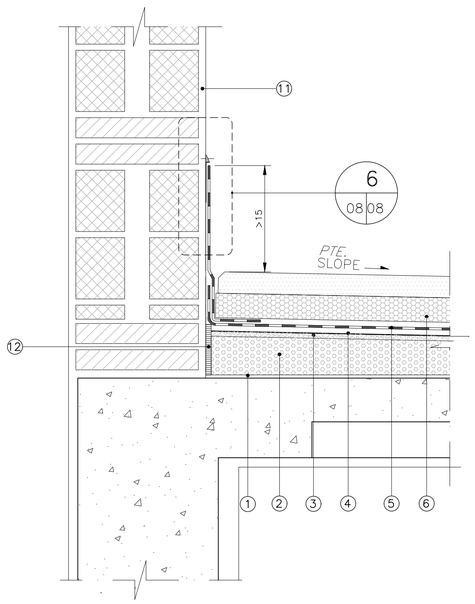

5 / 08 08 **ENCUENTRO CON PARAMENTO VERTICAL**
ENDWALL JOINT

ESCALA / SCALE 1:5 — COTAS EN CENTÍMETROS / DIMENSIONS IN CENTIMETERS

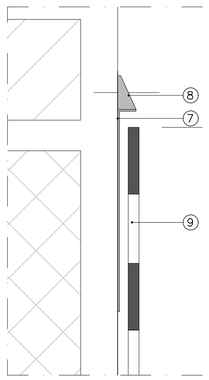

6 / 08 08 **DETALLE DE REMATE**
FLASHING DETAIL

SIN ESCALA
NOT TO SCALE

LEYENDA
LEGEND

(1) *SUPERFICIE LIMPIA Y SECA DEL FORJADO.*
CLEAN DRY ROOF SLAB SURFACE.

(2) *FORMACIÓN DE PENDIENTE CON HORMIGÓN ALIGERADO DE NÓDULOS DE ARCILLA.*
SHAPE SLOPE WITH LIGHT WEIGHT CONCRETE OF CLAY NODULES.

(3) *CAPA DE REGULARIZACIÓN DE MORTERO DE CEMENTO.*
CEMENT MORTAR FINISH COAT.

(4) *LÁMINA ANTIPUNZONANTE DE FIELTRO SINTÉTICO DE FIBRA DE POLIESTER.*
POLYESTER FIBER SYNTHETIC FELT PROTECTIVE FLEECE LAYER.

(5) *LÁMINA IMPERMEABILIZANTE DE PVC-P ARMADA CON FIELTRO DE FIBRA DE VIDRIO.*
PVC-P WATERPROOF LAYER REINFORCED WITH FIBERGLASS FELT.

(6) *PAVIMENTO AISLANTE Y DRENANTE CON BASE DE POLIESTIRENO EXTRUIDO Y CAPA FILTRANTE DE HORMIGÓN POROSO DE ALTAS PRESTACIONES DE 75 mm.*
75 mm THICK INSULATING DRAINABLE PAVEMENT WITH AN EXTRUDED POLYSTYRENE BASE AND HIGH EFFICIENCY POROUS CONCRETE FILTERING LAYER.

(7) *REMATE PREFABRICADO COMPUESTO DE COLAMINADO DE PVC-P DE 1,2 mm. ADHERIDO A CHAPA DE ACERO INOXIDABLE DE 0,6 mm. DE ESPESOR FIJADA AL PARAMENTO CON UN ANCLAJE PLÁSTICO DE IMPACTO CADA 25 cm.*
PREFABRICATED TRIM FABRICATED FROM 1,2 mm. PCV-P BONDED TO 0,6 mm. STAINLESS STEEL SHEET AFFIXED TO WALL BY MEANS OF AN IMPACT ANCHOR EVERY 25 cm.

(8) *SELLANTE DE CAUCHO SILICONA NEUTRA DE BAJO MÓDULO, RESITENTE A LA INTEMPERIE.*
WEATHER RESISTANT NEUTRAL SILICONE RUBBER SEALANT LOW.

(9) *BANDA DE CONEXIÓN DE IGUAL PRODUCTO QUE LA LÁMINA IMPERMEABILIZANTE SOLDADA A ÉSTA Y AL REMATE A BASE DE TETRAHIDROFURANO.*
CONNECTING STRIP OF EQUAL PRODUCTS AS THE WATERPROOF LAYER WELDED TO IT AND THE TRIM WITH A TETRAHYDROFURAN BASE.

(10) *SOLDADURA QUÍMICA CON TETRAHIDROFURANO.*
CHEMICAL WELDING WITH TETRAHYDROFURAN.

(11) *ACABADO DE SUPERFICIE MEDIANTE REVESTIMIENTO PÉTREO LISO PARA EXTERIORES.*
SURFACE FINISHED BY MEANS OF PETREUS COATING FOR EXTERIOR SURFACES.

(12) *PLANCHA RÍGIDA DE POLIESTIRENO EXPANDIDO DE 3 cm. DE ESPESOR.*
RIGID PLATE OF EXPANDED POLYSTYRENE 3 cm. THICK.

(13) *SOLERA DE HORMIGÓN.*
CONCRETE FLOOR SLAB.

(14) *FONDO DE JUNTA ø20 mm.*
BACKER ROD ø20 mm.

(15) *TUBO DE DRENAJE DE ø10 CADA 1,5 m.*
ø10 mm DRAINAGE PIPE @ 1,5 m.

(16) *IMPRIMACIÓN.*
PRIME COAT.

(17) *MASILLA DE ELASTICIDAD PERMANENTE A BASE DE POLIURETANO MONOCOMPONENTE DE GRAN RESISTENCIA QUÍMICA.*
MOISTURE CURING ONE PART ELASTIC SEALANT BASED ON POLIURETHANE WITH HIGH CHEMICAL RESISTANCE.

(18) *POLIESTIRENO EXPANDIDO.*
EXPANDED POLYSTYRENE.

(19) *SELLADO CON MASILLA DE POLIURETANO.*
POLYURETHANE MASTIC SEAL.

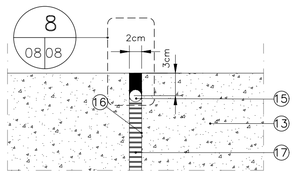

7 / 08 08 **DETALLE JUNTA DE DILATACIÓN**
EXPANSION JOINT DETAIL

ESCALA / SCALE 1:2 — COTAS EN CENTÍMETROS / DIMENSIONS IN CENTIMETERS

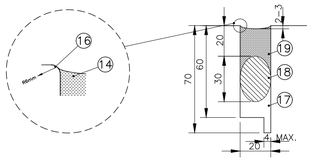

8 / 08 08 **DETALLE**
DETAIL

ESCALA / SCALE 1:10 — COTAS EN MILÍMETROS / DIMENSIONS IN MILIMETERS

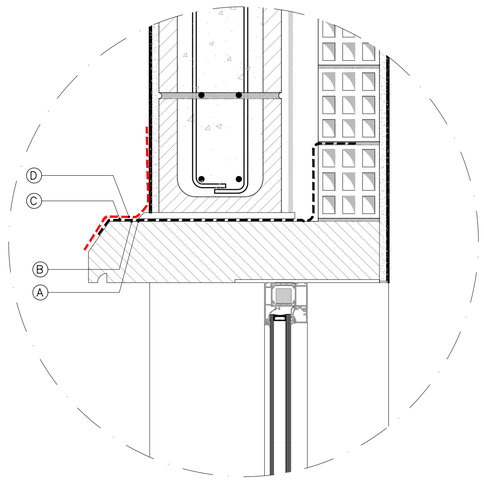

4 / 08 08 **DETALLE**
DETAIL

ESCALA / SCALE 1:5

ESCALA GRÁFICA
GRAPHIC SCALE

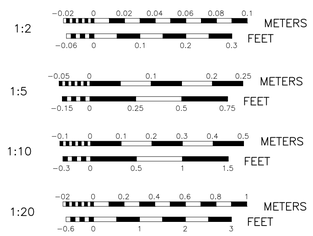

MARK	DESCRIPTION	DATE	APPR

DRAWN BY: ANA RACERO — DATE: APRIL 2026
DESIGNED BY: MIGUEL TRUJILLO — DATE: APRIL 2026
CHIEF ENGINEER BY: — DATE:

496 AIR BASE SQUADRON (USAFE)
BASE CIVIL ENGINEERING
MORÓN AIR BASE – SPAIN

SCALE: AS SHOW
DATE: APRIL 2026
FACILITY: MULTI
DRAWING NO: M-865-08 A501
REVISION:
ORIGINAL FORMAT: A-1

PROJECT QUUG 25-1012
REPARAR FACHADAS DE EDIFICIOS, MULTI
RPR FACILITY FACADES, MULTI

DETALLES
DETAILS

SHEET NUMBER:
A501
SHEET 08 OF 11

C:\USERS\138422195\E\ONEDRIVE – UNITED STATES AIR FORCE\CENO\CENDD\DRAFTING\PROJECTS UNDER DESIGN\25-1012 RPR FACILITY FACADES, MULTI (B203, B221, B231, B302)\M-865-08 A501

FOTO–1
PICTURE–1
SIN ESCALA
NOT TO SCALE

FOTO–2
PICTURE–2
SIN ESCALA
NOT TO SCALE

FOTO–3
PICTURE–3
SIN ESCALA
NOT TO SCALE



FOTO–4
PICTURE–4
SIN ESCALA
NOT TO SCALE

FOTO–5
PICTURE–5
SIN ESCALA
NOT TO SCALE

FOTO–6
PICTURE–6
SIN ESCALA
NOT TO SCALE



FOTO–7
PICTURE–7
SIN ESCALA
NOT TO SCALE

FOTO–8
PICTURE–8
SIN ESCALA
NOT TO SCALE

FOTO–9
PICTURE–9
SIN ESCALA
NOT TO SCALE

FOTO–10
PICTURE–10
SIN ESCALA
NOT TO SCALE

FOTO–11
PICTURE–11
SIN ESCALA
NOT TO SCALE

FOTO–12
PICTURE–12
SIN ESCALA
NOT TO SCALE

FOTO–13
PICTURE–13
SIN ESCALA
NOT TO SCALE

FOTO–14
PICTURE–14
SIN ESCALA
NOT TO SCALE



FOTO–15
PICTURE–15
SIN ESCALA
NOT TO SCALE



FOTO–16
PICTURE–16
SIN ESCALA
NOT TO SCALE

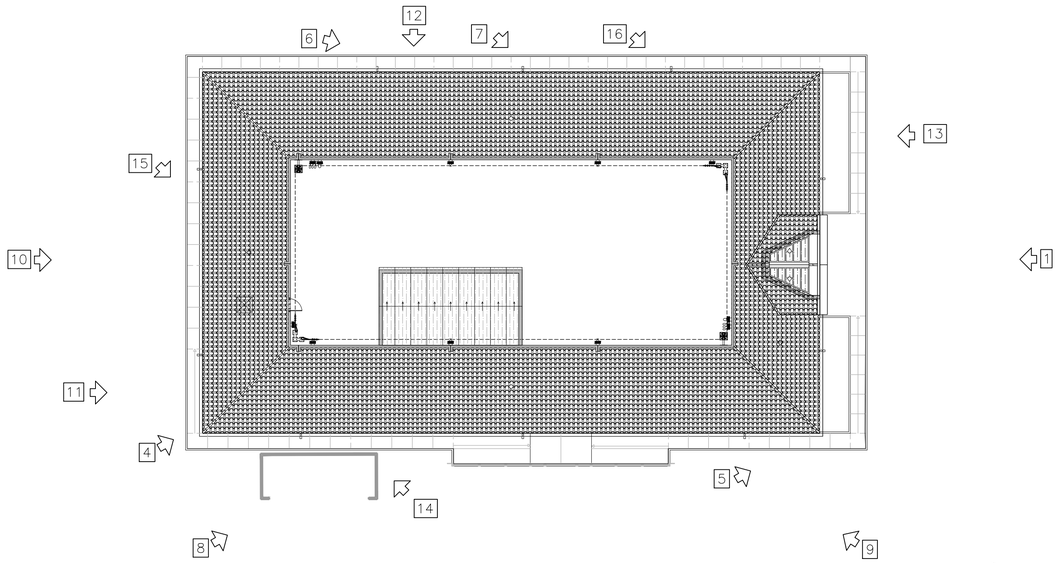

CUBIERTA EXISTENTE
EXISTING ROOF PLAN
SIN ESCALA
NOT TO SCALE

LEYENDA
LEGEND

XX — *VISTA SEGÚN FOTOGRAFÍA* / PICTURE VIEW

MARK	DESCRIPTION	DATE	APPD

DRAWN BY: ANA RACERO — DATE: APRIL 2026
DESIGNED BY: MIGUEL TRUJILLO — DATE: APRIL 2026
CHIEF ENGINEER BY: — DATE:

496 AIR BASE SQUADRON (USAFE)
BASE CIVIL ENGINEERING
MORÓN AIR BASE – SPAIN

SCALE: AS SHOW
DATE: APRIL 2026
FACILITY: MULTI
DRAWING NO: M–865–09 A901
REVISION:
ORIGINAL FORMAT: A–1

PROJECT QUUG 25–1012
REPARAR FACHADAS DE EDIFICIOS, MULTI
RPR FACILITY FACADES, MULTI
FOTOGRAFÍAS DEL ESTADO EXISTENTE (I)
EXISTING CONDITION PICTURES (I)

SHEET NUMBER:
A901
SHEET 09 OF 11

C:\USERS\138422195\ONEDRIVE – UNITED STATES AIR FORCE\CEND\CEND\DRAFTING\PROJECTS UNDER DESIGN\25–1012 RPR FACILITY FAÇADES, MULTI (B203, B221, B231, B302)\M–865–09 A901

FOTO–1
PICTURE–1

SIN ESCALA
NOT TO SCALE

FOTO–2
PICTURE–2

SIN ESCALA
NOT TO SCALE

FOTO–3
PICTURE–3

SIN ESCALA
NOT TO SCALE

FOTO–4
PICTURE–4

SIN ESCALA
NOT TO SCALE

FOTO–5
PICTURE–5

SIN ESCALA
NOT TO SCALE

FOTO–6
PICTURE–6

SIN ESCALA
NOT TO SCALE

FOTO–7
PICTURE–7

SIN ESCALA
NOT TO SCALE

FOTO–8
PICTURE–8

SIN ESCALA
NOT TO SCALE

FOTO–9
PICTURE–9

SIN ESCALA
NOT TO SCALE

FOTO–10
PICTURE–10

SIN ESCALA
NOT TO SCALE

FOTO–11
PICTURE–11

SIN ESCALA
NOT TO SCALE

FOTO–12
PICTURE–12

SIN ESCALA
NOT TO SCALE

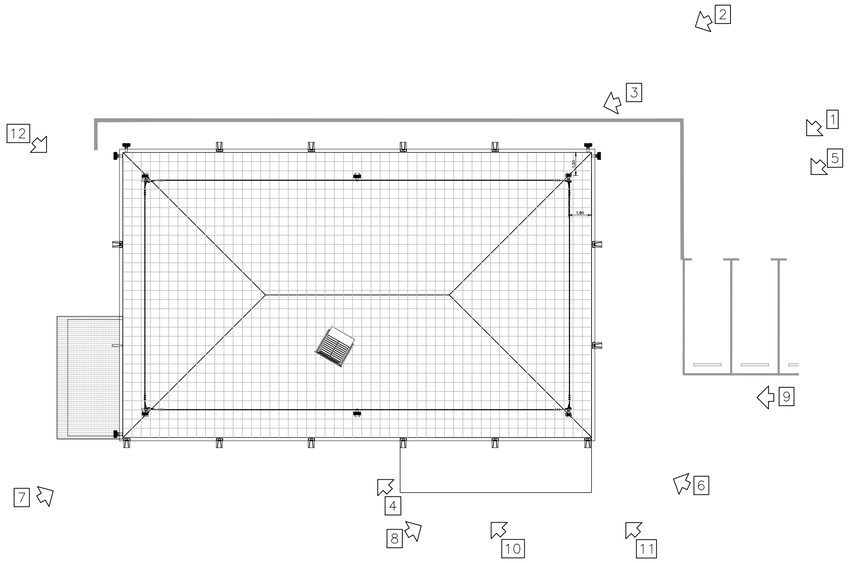

CUBIERTA EXISTENTE
EXISTING ROOF PLAN

SIN ESCALA
NOT TO SCALE

LEYENDA
LEGEND

XX — *VISTA SEGÚN FOTOGRAFÍA*
PICTURE VIEW

MARK	DESCRIPTION	DATE	APPR

DRAWN BY: ANA RACERO — DATE: APRIL 2026
DESIGNED BY: MIGUEL TRUJILLO — DATE: APRIL 2026
CHIEF ENGINEER BY: — DATE:

496 AIR BASE SQUADRON (USAFE)
BASE CIVIL ENGINEERING
MORÓN AIR BASE – SPAIN

SCALE: AS SHOW
DATE: APRIL 2026
FACILITY: MULTI
DRAWING NO: M–865–10 A902
REVISION:
ORIGINAL FORMAT: A–1

PROJECT QUUG 25–1012
REPARAR FACHADAS DE EDIFICIOS, MULTI
RPR FACILITY FACADES, MULTI
FOTOGRAFÍAS DEL ESTADO EXISTENTE (II)
EXISTING CONDITION PICTURES (II)

SHEET NUMBER:
A902
SHEET 10 OF 11

C:\USERS\138422195\ONEDRIVE – UNITED STATES AIR FORCE\CEND\CEND\DRAFTING\PROJECTS UNDER DESIGN\25-1012 RPR FACILITY FAÇADES, MULTI (B203, B221, B231, B302)\M-865-10 A902

FOTO–1
PICTURE–1
SIN ESCALA
NOT TO SCALE

FOTO–2
PICTURE–2
SIN ESCALA
NOT TO SCALE



FOTO–3
PICTURE–3
SIN ESCALA
NOT TO SCALE



FOTO–4
PICTURE–4
SIN ESCALA
NOT TO SCALE

FOTO–5
PICTURE–5
SIN ESCALA
NOT TO SCALE

FOTO–6
PICTURE–6
SIN ESCALA
NOT TO SCALE



FOTO–7
PICTURE–7
SIN ESCALA
NOT TO SCALE

FOTO–8
PICTURE–8
SIN ESCALA
NOT TO SCALE

FOTO–9
PICTURE–9
SIN ESCALA
NOT TO SCALE

FOTO–10
PICTURE–10
SIN ESCALA
NOT TO SCALE

FOTO–11
PICTURE–11
SIN ESCALA
NOT TO SCALE

FOTO–12
PICTURE–12
SIN ESCALA
NOT TO SCALE

FOTO–13
PICTURE–13
SIN ESCALA
NOT TO SCALE

FOTO–14
PICTURE–14
SIN ESCALA
NOT TO SCALE

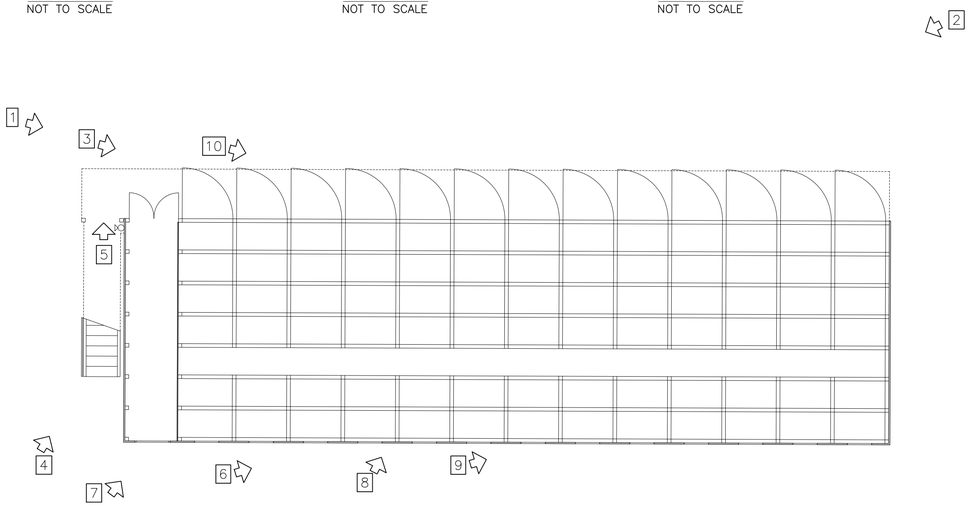

PLANTA EXISTENTE
EXISTING PLAN
SIN ESCALA
NOT TO SCALE

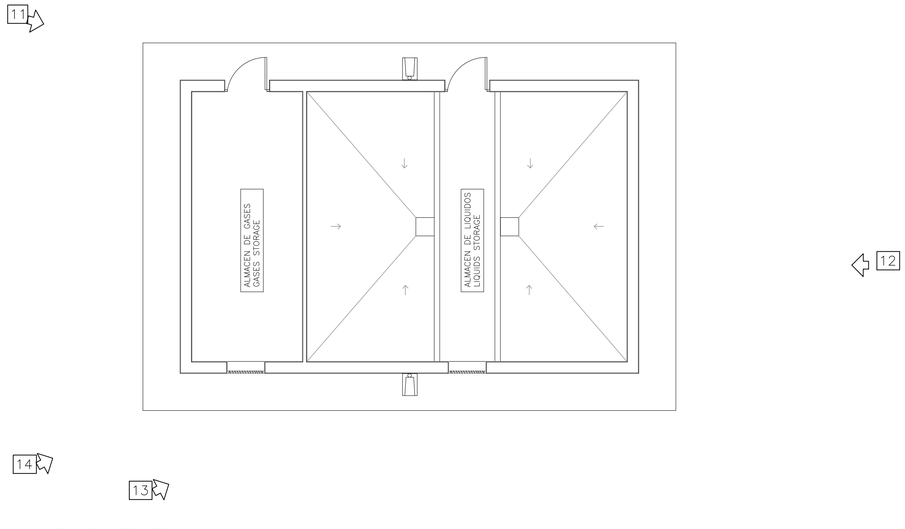

PLANTA EXISTENTE
EXISTING PLAN
SIN ESCALA
NOT TO SCALE

LEYENDA
LEGEND

XX — *VISTA SEGÚN FOTOGRAFÍA*
PICTURE VIEW

MARK	DESCRIPTION	DATE	APPR

DRAWN BY: ANA RACERO — DATE: APRIL 2026
DESIGNED BY: MIGUEL TRUJILLO — DATE: APRIL 2026
CHIEF ENGINEER BY: — DATE:

496 AIR BASE SQUADRON (USAFE)
BASE CIVIL ENGINEERING
MORÓN AIR BASE – SPAIN

SCALE: AS SHOWN
DATE: APRIL 2026
FACILITY: MULTI
DRAWING NO: M-865-11 A903
REVISION:
ORIGINAL FORMAT: A-1

PROJECT QUUG 25-1012
REPARAR FACHADAS DE EDIFICIOS, MULTI
RPR FACILITY FACADES, MULTI
FOTOGRAFIAS DEL ESTADO EXISTENTE (IV)
EXISTING CONDITION PICTURES (III)

SHEET NUMBER:
A903
SHEET 11 OF 11

C:\USERS\1384221951E\ONEDRIVE – UNITED STATES AIR FORCE\CEND\DRAFTING\PROJECTS UNDER DESIGN\25-1012 RPR FACILITY FACADES, MULTI (B203, B221, B231, B302)\M-865-11 A903