OSS NEW BUILDINGS
SHAW AFB
PROJECT: J243340049

J243340049 - PAGE INDEX

PAGE	DRAWING NUMBER	DRAWING NAME	ROOM
1	AV0001	COVER PAGE – TOC, REVISION LOG, AND NOTES	---
2	AV0002	CABLE LABEL ABBREVIATIONS AND PULL SCHEDULE	---
3	AV0003	COMMON WIRING PINOUT DETAILS	---
4	AV1101	BLDG 1996 RM 1209 VIDEO	
5	AV1102	BLDG 1996 RM 1209 AUDIO	
6	AV1103	BLDG 1996 RM 1209 CONTROL	
7	AV1104	BLDG 1996 RM 1208 VIDEO & CONTROL	
8	AV1105	BLDG 1196 RM 1208 VIDEO & CONTROL	
9	AV1106	BLDG 1996 RM 1309 VIDEO	
10	AV1107	BLDG 1996 RM 1309 AUDIO	
11	AV1108	BLDG 1996 RM 1309 CONTROL	
12	AV1109	BLDG 1996 RM 1207 VIDEO	
13	AV1110	BLDG 1996 RM 1207 AUDIO	
14	AV1111	BLDG 1996 RM 1207 CONTROL	
15	AV1112	BLDG 1996 RM 1307 VIDEO	
16	AV1113	BLDG 1996 RM 1307 AUDIO	
17	AV1114	BLDG 1996 RM 1307 CONTROL	
18	AV1115	BLDG 1996 RM 1308 VIDEO & CONTROL	
19	AV1116	BLDG 1996 RM 1308 VIDEO & CONTROL	
20	AV1117	BLDG 1996 RM 1212 & 1312 VIDEO	DESIGN UPDATED
22	AV1119	BLDG 1996 RM 1343 STREAMING	
23	AV1120	BLDG 1196 RACKS	3
24	AV1121	BLDG 1196 RACKS	3
25	AV1122	BLDG 2002 RM 227 VIDEO AND AUDIO	
27	AV1124	BLDG 2002 RM 207 VIDEO & AUDIO	
28	AV1125	BLDG 2002 RM 105 VIDEO & AUDIO	
30	AV1127	BLDG 2002 RM 119 — AV1127-1, AV1127-2, AV1127-3	---
31	AV1128	BLDG 2002 RM 224	---
32	AV1129	BLDG 2002 SMALL SYSTEMS — RM 128, RM 125, RM 110	---
33	AV1130	SYSTEM 1 AV RACK ELEVATION	

REVISION NOTES

REV#	REV DATE	REV TYPE	REVISION NOTES
0	10/22/2024	BUILD	INITIAL BUILD

DRAFT

COMMON ACRONYMS/DEVICE TYPES

ACRONYM	DESCRIPTION	ACRONYM	DESCRIPTION
ACC	A/V ACCESSORY DEVICE	PRS	PRESENTATION SWITCHER
AMP	AMPLIFIER	PWR	POWER DISTRIBUTION/DEVICES
ANT	WIRELESS ANTENNA/DISTRIBUTION DEVICE	REX	REMOTE USB EXTENDER
AUD	AUDIO PERIPHERAL DEVICE	RSP	ROOM SCHEDULING PANELS
CAM	CAMERA	SCT	[redacted] SCOUT NETWORK DEVICE
CNV	AUDIO/VIDEO CONVERTER	SDA	SIGNAL DISTRIBUTION AMPLIFIER
CTL	CONTROL PROCESSOR	SPK	SPEAKER
DEC	DECODER	SRC	AUDIO/VIDEO SOURCE DEVICE
DSP	DIGITAL SIGNAL PROCESSOR	SVD	STREAMING VIDEO DEVICE
ENC	ENCODER	TPL	TOUCH PANELS, KEYPADS, ETC.
EXP	CONTROL EXPANDERS	VDS	DISPLAY/PROJECTOR
LEX	LOCAL USB EXTENDER	VID	VIDEO DEVICE (NON-SWITCHER)
MIC	MICROPHONE	VRX	VIDEO RECEIVER
MIX	AUDIO/VIDEO MIXER	VSW	VIDEO SWITCHER
MNT	DEVICE MOUNT	VTC	VIDEO TELECONFERENCING/UNIFIED COLLABORATION ENGINE
MRX	MICROPHONE RECEIVER	VTX	VIDEO TRANSMITTER
MTX	MICROPHONE TRANSMITTER	VWP	VIDEO WALL PROCESSOR
NVR	NETWORK VIDEO RECORDER	WAP	WIRELESS ACCESS POINT
NWS	NETWORK SWITCH	WLM	WIRELESS MEDIA

[redacted]

DRAWING TITLE

COVER PAGE – TOC, REVISION LOG, AND NOTES

DRAWING NUMBER

AV0001

Cable Label and Signal Abbreviations

ABRV-LABEL	SIGNAL DESCRIPTION	CABLE DESCRIPTION	MANUF	PART NUMBER
ANT	RF Wireless Antenna	50-Ohm Antenna Cable / Plenum	Liberty	RG8-CMP-BLK
AUD	Balanced Line Level Audio	1 Pair 22/2 Cable / Plenum	Liberty	22-1P-CMP-EZ-BLK
AVB	Audio Video Bridging	Category 6 Shielded / Plenum	Liberty	24-4P-P-L6SH-BLK
AX	Axlink	AMX AXlink / Cresnet / Plenum	Liberty	LLINX-U-P
CATV	RF Baseband	CATV / MATV / Plenum	Liberty	RG6-QUAD-CMP-BLK
CN	Cresnet	AMX AXlink / Cresnet / Plenum	Liberty	LLINX-U-P
DMX	DMX 512 Theatrical Lighting	1 Pair 22/2 Cable / Plenum	Liberty	24-2P-P485-WHT
DVI	Digital TDMS Video	3' or 6' DVI Cable	Liberty	E-DVIDDL- (01, 02)
FIBER	Digital Data over Multi-mode Fiber	1 Pair Multi-mode Fiber / Plenum	Liberty	D50125MOM3P
HDMI	HDMI	3ft - 25ft HDMI Cable	Liberty	HDPMM(03-24)F
IR	IR	1 Pair 22/2 Cable / Plenum	Liberty	22-1P-CMP-EZ-BLK
LAN	Ethernet	Category 6 Shielded / Plenum	Liberty	22-4P-P-L6ASH-BLK
MIC	Balanced Mic Level	1 Pair 22/2 Cable / Plenum	Liberty	22-1P-CMP-EZ-BLK
OPT	Digital Optical Audio	Economy TOSLINK Digital Optical	Liberty	ZTOS2
RL	Relay	8-Conductor / Plenum	Liberty	22-8C-PSH-WHT
RS	RS-232/RS-422/RS-485	Category 6A Shielded / Plenum	Liberty	22-4P-P-L6ASH-BLK
SCAT	10g Ethernet / HDBaseT	Category 6A Shielded / Plenum	Liberty	24-4P-P-L6ASH-BLK
SDI	Serial Digital Signal	Composite Video / Digital Video / Plenum	Liberty	20-CMP-VID-COAX-BLK
SPK	70V Speaker	16AWG 70V Speaker Cable / Plenum	Liberty	16-2C-TTP-BLK
SPK12	Low Impedance / Large Format Speaker	12AWG Speaker Cable / Plenum	Liberty	12-2C-P-BLK
ST	Balanced Line Level Stereo	2 Pair 22/2 Audio Cable / Plenum	Liberty	22-2P-CMP-SIAMEZ
UBAL	Unbalanced Audio	1 Pair 22/2 Cable / Plenum	Liberty	22-1P-CMP-EZ-BLK
USB	USB 1.1, 2.0, 3.0	3ft - 15ft USB A-B Cable	Liberty	E-USBAB-(3-15)
VID	Composite Video	Composite Video / Digital Video / Plenum	Liberty	20-CMP-VID-COAX-BLK

Cable Label Legend

Cable Label	Category of Label
SCAT-4XX	Microphones over CAT Cable
SCAT-5XX or LAN-5XX	AV over IP Network
SCAT-7XX or LAN-7XX	Control Network
SCAT 8XX or LAN-8XX	Client Network
SCAT-9XX or LAN-9XX	Audio Network
XXX-0XX (ex. AUD-001) XXX-1XX	General Input with Last Two Digits Being Switch Input Number
XXX-2XX (ex. AUD-201) XXX-3XX	General Output with Last Two Digits Being Switch Output Number

Cable Pull Legend

Cable Type Abbreviation (Cross check to table below)

Cable Identification Number (Cross check to pull schedule below)

SCAT-101

RACK TO PROJECTOR 1

Pull Name (Point-to-point cable pull)

Wiring Notes

1. All AV devices shall be securely mounted plumb and straight to walls, floors, or racks, per the manufacturer's recommended mounting practice.
2. AV cabling are not to be run parallel with electrical feeds. If AV cabling must be run parallel to electrical lines, a minimum of 4'-0" of separation must be tried to maintain.
3. Install firestop to all slab and wall penetrations provided for the installation of cable as required to maintain fire rating of slab or wall. Review building plan for partition types.

Cabling Notes

1. All cable lengths include a five (5) foot service loop at each destination.
2. Provide designation labels for all termination blocks, patch panels, and all AV cables at both ends. All wires and cables shall be labeled within 6" of final termination. All labels shall be machine printed or stenciled.
3. All cables pulled direct point to point, no splices.
4. All wiring, cabling, system devices, and system controls shall be installed in compliance with all code requirements and manufacturer's instructions and practices unless written direction to the contrary is provided.
5. All wiring and cable runs in ceiling areas where cable trays or other similar support is not specified shall be properly supported by j-hooks at maximum of 5'-0" intervals. Cables shall be fully supported using only cable trays, conduits, j-hooks, and/or other specified support hardware. Quantity of cables and mounting hardware shall be in compliance with manufacturer instructions and specified maximum fill ratios.

Cable Pull Schedule

DRAFT

[redacted]

DRAWING TITLE

Cable Label Abbreviations and Pull Schedule

DRAWING NUMBER

AV0002

COMMON PINOUTS

ALL RJ45 Terminations (Unless you are making a Crossover)

TYPICAL RJ45 CONNECTIONS

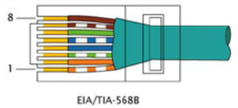

Orange /White RJ Pin 1 (TX+)	Orange RJ Pin 2 (TX-)	Green /White RJ Pin 3 (RX+)	Blue RJ Pin 4 Not Used	Blue /White RJ Pin 5 Not Used	Green RJ Pin 6 (RX-)	Brown /White RJ Pin 7 Not Used	Brown RJ Pin 8 Not Used

Orange White — Orange — Green White — Blue — Blue White — Green — Brown White — Brown

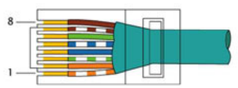

Orange /White RJ Pin 1 (TX+)	Orange RJ Pin 2 (TX-)	Green /White RJ Pin 3 (RX+)	Blue RJ Pin 4 Not Used	Blue /White RJ Pin 5 Not Used	Green RJ Pin 6 (RX-)	Brown /White RJ Pin 7 Not Used	Brown RJ Pin 8 Not Used

Orange White — Orange — Green White — Blue — Blue White — Green — Brown White — Brown

CROSSOVER CABLE ONLY USE FOR THIS

TYPICAL RJ45 CONNECTIONS FOR CROSSOVER CABLE

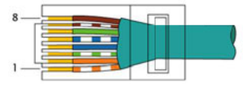

Orange /White RJ Pin 1 (TX+)	Orange RJ Pin 2 (TX-)	Green /White RJ Pin 3 (RX+)	Blue RJ Pin 4 Not Used	Blue /White RJ Pin 5 Not Used	Green RJ Pin 6 (RX-)	Brown /White RJ Pin 7 Not Used	Brown RJ Pin 8 Not Used

Orange White — Orange — Green White — Blue — Blue White — Green — Brown White — Brown

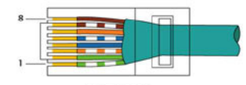

Green /White RJ Pin 1 (TX+)	Green RJ Pin 2 (TX-)	Orange /White RJ Pin 3 (RX+)	Blue RJ Pin 4 Not Used	Blue /White RJ Pin 5 Not Used	Orange RJ Pin 6 (RX-)	Brown /White RJ Pin 7 Not Used	Brown RJ Pin 8 Not Used

Green White — Green — Orange White — Blue — Blue White — Orange — Brown White — Brown

TYPICAL SHIELDED RJ45 CONNECTIONS

FOR PROPER RJ-45 SHIELDED CONNECTION USE 3M 80011181049 COPPER FOIL TAPE

10 GIG CONNECTOR: LIBERTY 106190

USE 3M: 80011181049 COPPER FOIL TAPE

Expose .300 Gap for C Crimp

Cut Braid or Fold Back Over Gap Area

Female DB9-RJ Adapter

Use For Male to Female Straight Through Cable

NOTE: *Rear of Connector*

Blue DB Pin5	Orange --	Black --	Red DB-Pin2	Green DB-Pin3	Yellow DB-Pin7	Brown --	White DB-Pin8
Orange /White RJ Pin 1	Orange RJ Pin 2	Green /White RJ Pin 3	Blue RJ Pin 4	Blue /White RJ Pin 5	Green RJ Pin 6	Brown /White RJ Pin 7	Brown RJ Pin 8

Orange White — Orange — Green White — Blue — Blue White — Green — Brown White — Brown

-Ground — Not Used — Not Used — -RX — -TX — -CTS — Not Used — -RTS

NOTE:
Use this on all 232 DB9 ports That Use Female to Male DB9 Cable

Do Not Connect RTS/CTS (Unless Otherwise Noted)

TYPICAL FEMALE DB9-RJ ADAPTER CONNECTION TO MALE DB9 AMX / CRESTRON CONNECTOR IF MALE DB9 ADAPTER IS NEEDED FOR DESTINATION DEVICE

Crossover Female DB9-RJ Adapter

Use For Female to Female Crossover Cable

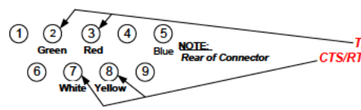

NOTE: *Rear of Connector*

TX/RX (RED GREEN)
CTS/RTS (YELLOW WHITE)
Has Been Swapped

Do this at the Rack



Blue DB Pin5	Orange --	Black --	Red DB-Pin3	Green DB-Pin2	Yellow DB-Pin8	Brown --	White DB-Pin7
Orange /White RJ Pin 1	Orange RJ Pin 2	Green /White RJ Pin 3	Blue RJ Pin 4	Blue /White RJ Pin 5	Green RJ Pin 6	Brown /White RJ Pin 7	Brown RJ Pin 8

Orange White — Orange — Green White — Blue — Blue White — Green — Brown White — Brown

-Ground — Not Used — Not Used — -RX — -TX — Not Used

NOTE:
Use this on all 232 DB9 ports That Use Female to Female DB9 Cable

Do Not Connect RTS/CTS (Unless Otherwise Noted)

TYPICAL FEMALE DB9-RJ ADAPTER CONNECTION TO MALE DB9 AMX / CRESTRON CONNECTOR IF FEMALE DB9 ADAPTER IS NEEDED FOR DESTINATION DEVICE

Female DB9-RJ Adapter

All Pin Swapping Should Be Done at the Rack

NOTE: *Rear of Connector*

Blue DB Pin5	Orange --	Black --	Red DB-Pin2	Green DB-Pin3	Yellow DB-Pin7	Brown --	White DB-Pin8
Orange /White RJ Pin 1	Orange RJ Pin 2	Green /White RJ Pin 3	Blue RJ Pin 4	Blue /White RJ Pin 5	Green RJ Pin 6	Brown /White RJ Pin 7	Brown RJ Pin 8

Orange White — Orange — Green White — Blue — Blue White — Green — Brown White — Brown

-Ground — Not Used — Not Used — -RX — -TX — -CTS — Not Used — -RTS

NOTE:
Do Not Connect RTS/CTS (Unless Otherwise Noted)

For Use with Male DB9 Connector on Device

Male DB9-RJ Adapter

NOTE: *Rear of Connector*

Blue DB Pin5	Orange --	Black --	Red DB-Pin2	Green DB-Pin3	Yellow DB-Pin7	Brown --	White DB-Pin8
Orange /White RJ Pin 1	Orange RJ Pin 2	Green /White RJ Pin 3	Blue RJ Pin 4	Blue /White RJ Pin 5	Green RJ Pin 6	Brown /White RJ Pin 7	Brown RJ Pin 8

Orange White — Orange — Green White — Blue — Blue White — Green — Brown White — Brown

-Ground — Not Used — Not Used — -RX — -TX — -CTS — Not Used — -RTS

NOTE:
Do Not Connect RTS/CTS (Unless Otherwise Noted)

For Use with Female DB9 Connector on Device

TYPICAL DESTINATION DEVICE DB9-RJ ADAPTER CONNECTOR FOR USE AT DEVICE LOCATIONS

Back of Female connector / Back of Male Connector

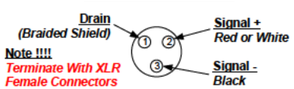

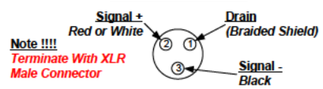

TYPICAL XLR CONNECTION

TYPICAL DMX CONNECTIONS

COM1

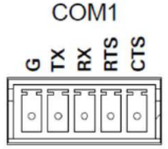

COM- IF FEMALE DB9 Adapter Is Needed for Destination Device

-Ground — Orange White
-TX — Blue
-RX — Blue White
-CTS — Green
-RTS — Brown

COM- IF MALE DB9 Adapter Is Needed for Destination Device

-Ground — Orange White
-TX — Blue White
-RX — Blue
-CTS — Brown
-RTS — Green

NOTE:
TX/RX Have Been Swapped Depending on the Destination Device
Do this at the Rack
Do not Connect RTS/CTS (Unless Otherwise Noted)

TYPICAL SOURCE DEVICE RS-232 (CTS/RTS) EUROBLOCK CONNECTIONS AMX / CRESTRON / EXTRON

COM 2 & COM 3

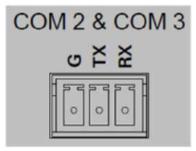

COM- IF FEMALE DB9 Adapter Is Needed for Destination Device

-Ground — Orange White
-TX — Blue
-RX — Blue White

COM- IF MALE DB9 Adapter Is Needed for Destination Device

-Ground — Orange White
-TX — Blue White
-RX — Blue

NOTE:
TX/RX Have Been Swapped Depending on the Destination Device
Do this at the Rack
Do not Connect RTS/CTS (Unless Otherwise Noted)

TYPICAL SOURCE DEVICE RS-232 EUROBLOCK CONNECTIONS AMX / CRESTRON / EXTRON

NET

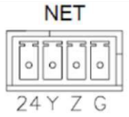

Pin 1 (PWR) Power — Red
Pin 2 (Y) Data — White
Pin 3 (Z) Data — Blue
Pin 4 (G) Ground — Black + Ground

TYPICAL CRESTRON CRESNET CONNECTIONS

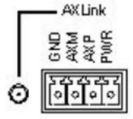

Pin 1 (G) Ground — Black + Ground
Pin 2 (AXM) Data — Blue
Pin 3 (AXP) Data — White
Pin 4 (PWR) Power — Red

TYPICAL AMX AXLINK CONNECTIONS

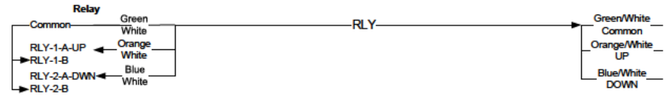

NOTE: *Use Provided Ground Jumper*

TYPICAL RELAY CONNECTIONS AMX / CRESTRON / EXTRON

DRAFT

DRAWING TITLE: COMMON WIRING PINOUT DETAILS

DRAWING NUMBER: AV0003

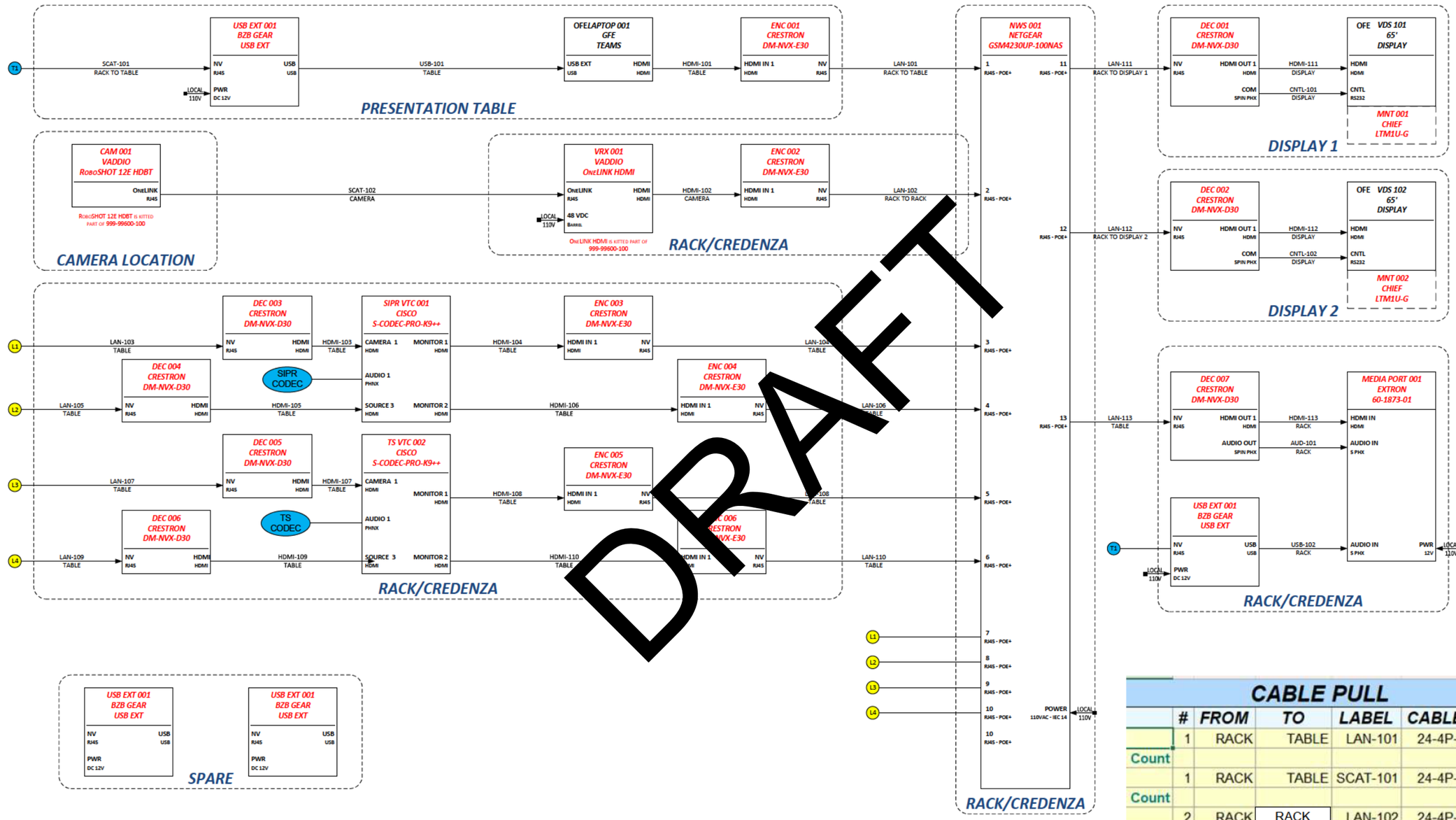

CABLE PULL

	#	FROM	TO	LABEL	CABLE TYPE
	1	RACK	TABLE	LAN-101	24-4P-P-L7ASH
Count					1
	1	RACK	TABLE	SCAT-101	24-4P-P-L7ASH
Count					1
	2	RACK	RACK	LAN-102	24-4P-P-L7ASH
Count					1
	3	RACK	DISPLAY 1	LAN-111	24-4P-P-L7ASH
Count					1
	4	RACK	DISPLAY 2	LAN-112	24-4P-P-L7ASH
Count					1

DRAWING TITLE

BLDG 1996 RM 1209 VIDEO

DRAWING NUMBER

AV1101

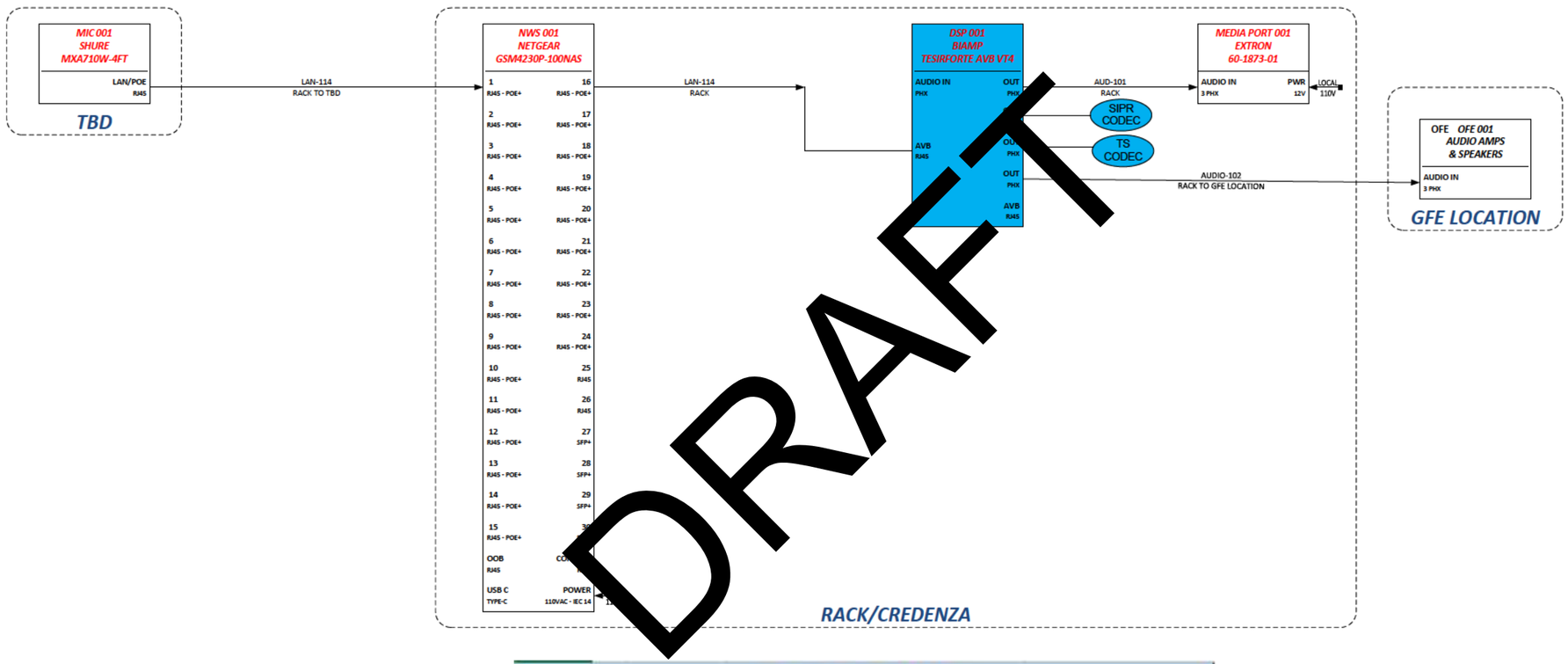

DRAFT

CABLE PULL

	#	FROM	TO	LABEL	CABLE TYPE
	1	RACK	TBD	LAN-114	24-4P-P-L7ASH
	1	RACK	GFE LOCATION	AUDIO-102	22-1P-CMP-EZ-BLK
Count					2

[redacted]

DRAWING TITLE

BLDG 1996 RM 1209
AUDIO

DRAWING NUMBER

AV1102

ICO-18 ADDITION OF MEDIA CONVERTERS AND POWER CONTROLLER

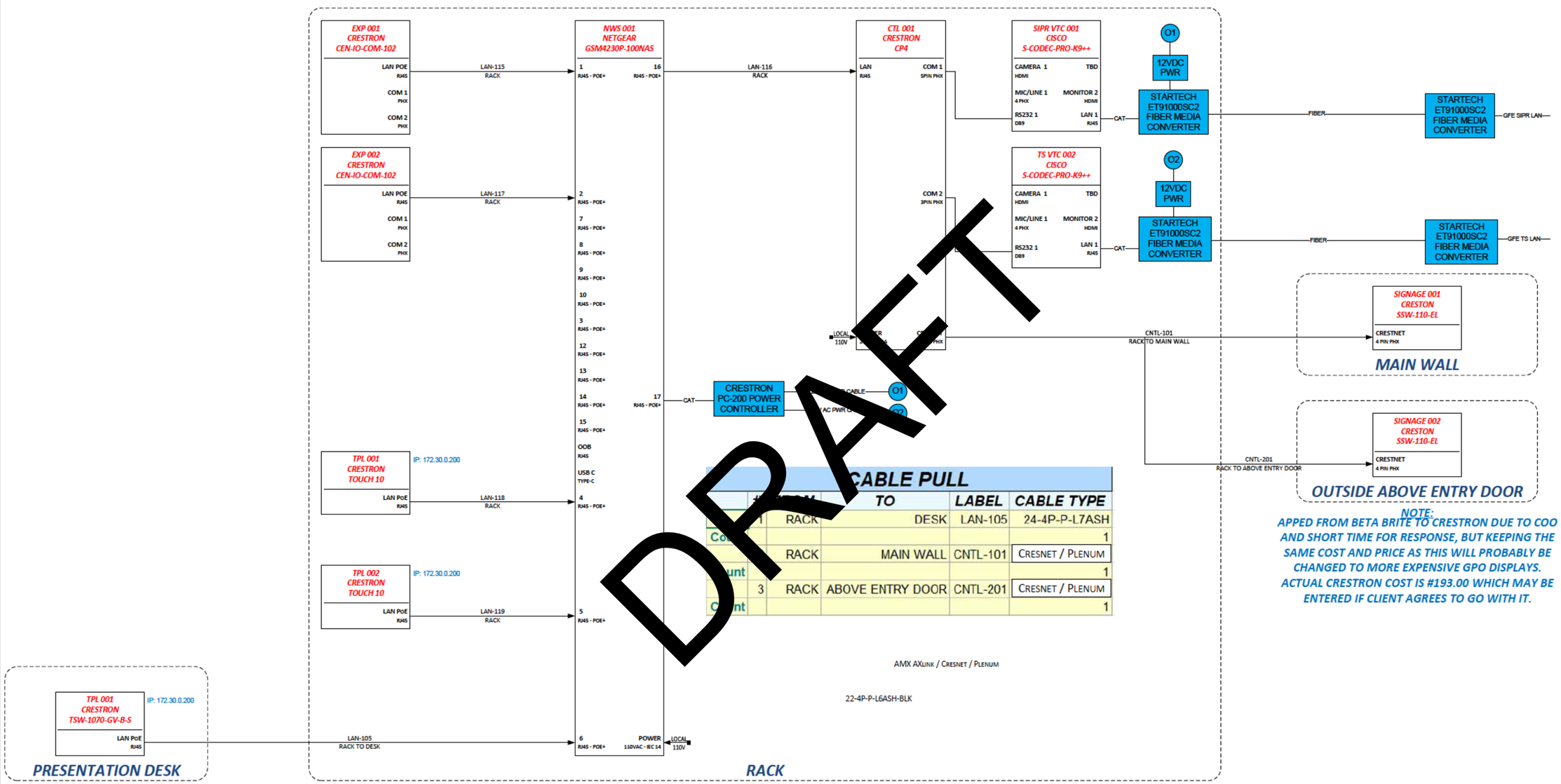

CABLE PULL

	TO	LABEL	CABLE TYPE
1 RACK	DESK	LAN-105	24-4P-P-L7ASH
Count			1
RACK	MAIN WALL	CNTL-101	CRESNET / PLENUM
Count			1
3 RACK	ABOVE ENTRY DOOR	CNTL-201	CRESNET / PLENUM
Count			1

NOTE:
APPED FROM BETA BRITE TO CRESTRON DUE TO COO AND SHORT TIME FOR RESPONSE, BUT KEEPING THE SAME COST AND PRICE AS THIS WILL PROBABLY BE CHANGED TO MORE EXPENSIVE GPO DISPLAYS. ACTUAL CRESTRON COST IS #193.00 WHICH MAY BE ENTERED IF CLIENT AGREES TO GO WITH IT.

DRAFT

[redacted]

DRAWING TITLE
BLDG 1996 RM 1209
CONTROL

DRAWING NUMBER
AV1103

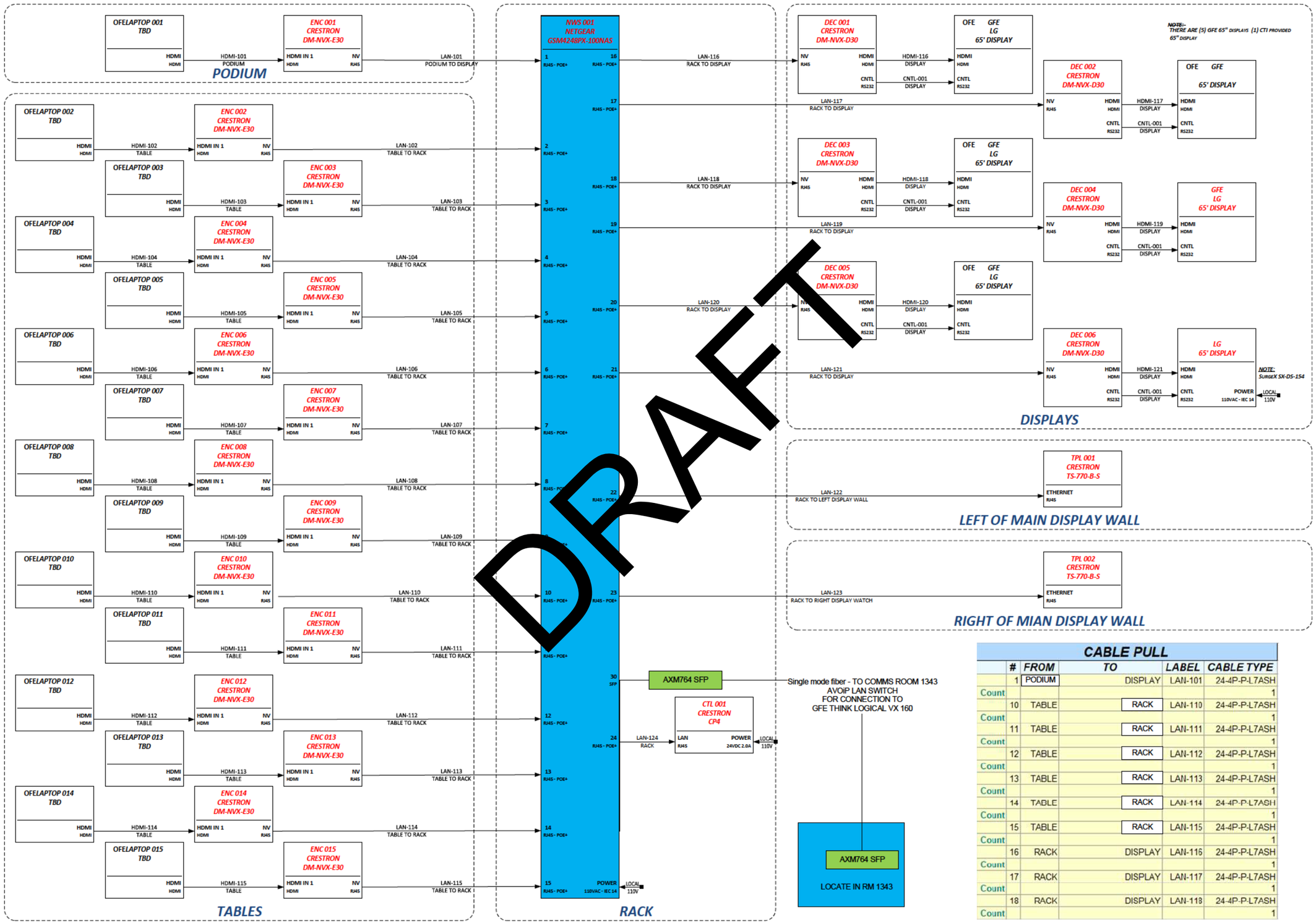

CABLE PULL

	#	FROM	TO	LABEL	CABLE TYPE
	1	PODIUM	DISPLAY	LAN-101	24-4P-P-L7ASH
Count					1
	10	TABLE	RACK	LAN-110	24-4P-P-L7ASH
Count					1
	11	TABLE	RACK	LAN-111	24-4P-P-L7ASH
Count					1
	12	TABLE	RACK	LAN-112	24-4P-P-L7ASH
Count					1
	13	TABLE	RACK	LAN-113	24-4P-P-L7ASH
Count					1
	14	TABLE	RACK	LAN-114	24-4P-P-L7ASH
Count					1
	15	TABLE	RACK	LAN-115	24-4P-P-L7ASH
Count					1
	16	RACK	DISPLAY	LAN-116	24-4P-P-L7ASH
Count					1
	17	RACK	DISPLAY	LAN-117	24-4P-P-L7ASH
Count					1
	18	RACK	DISPLAY	LAN-118	24-4P-P-L7ASH
Count					1

DRAWING TITLE

BLDG 1996 RM 1208
VIDEO & CONTROL

DRAWING NUMBER

AV1104

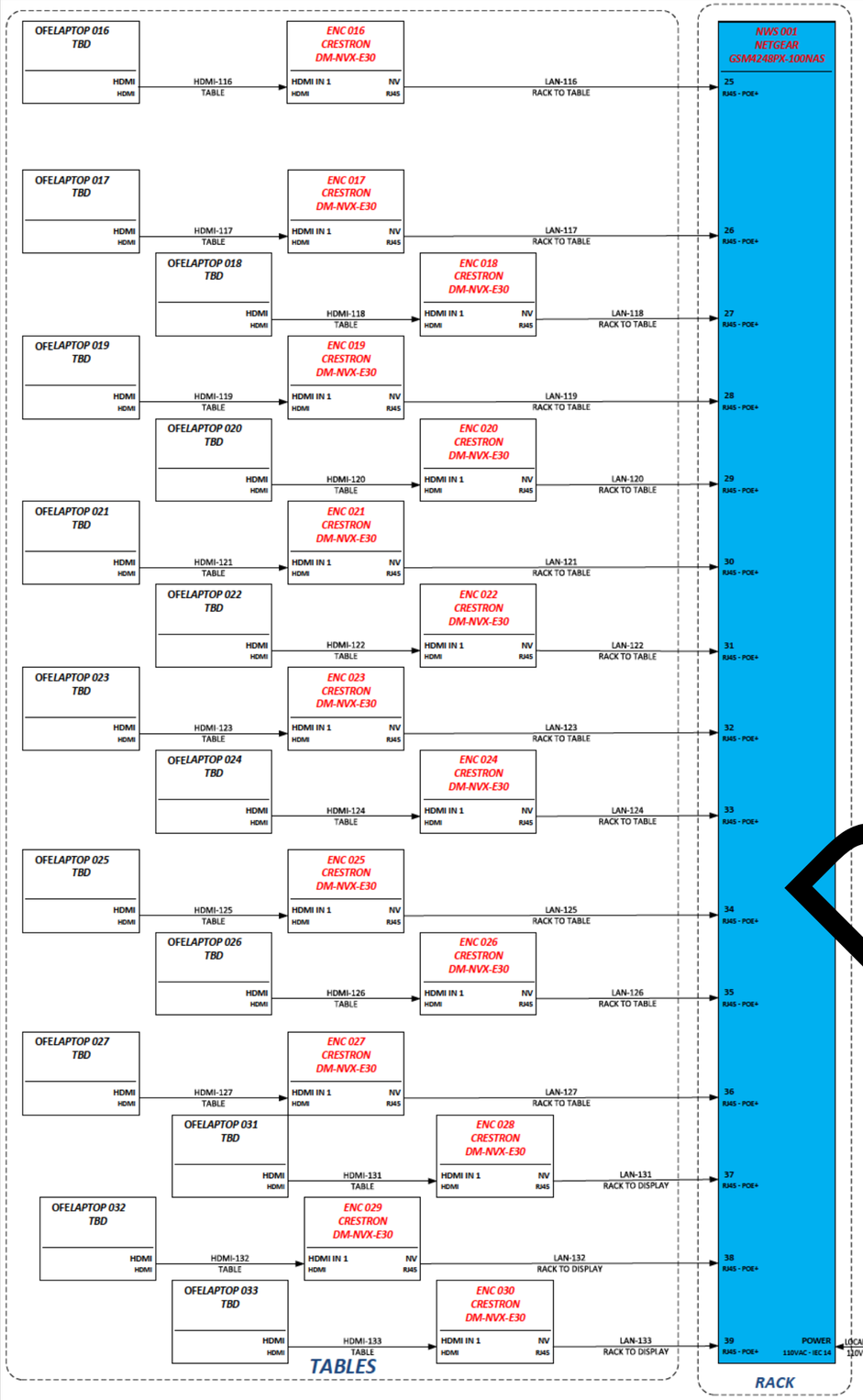

CABLE PULL

	#	FROM	TO	LABEL	CABLE TYPE
	19	RACK	TABLE	LAN-119	24-4P-P-L7ASH
Count					1
	2	TABLE	RACK	LAN-117	24-4P-P-L7ASH
Count					1
	20	RACK	TABLE	LAN-120	24-4P-P-L7ASH
Count					1
	21	RACK	TABLE	LAN-121	24-4P-P-L7ASH
Count					1
	22	RACK	TABLE	[illegible]N-122	24-4P-P-L7ASH
Count					1
	23	RACK	TABLE	L[illegible]23	24-4P-P-L7ASH
Count					1
	3	TABLE	RAC[illegible]	LAN-124	[illegible]4-P-P-L7ASH
Count					1
	4	TABLE	[illegible]ACK	LAN-125	24-4P-P-L7ASH
Count					1
	5	TABLE	R[illegible]	LAN-126	24-4P-P-L7ASH
Count					1
	6	TAB[illegible]	RACK	LAN-127	24-4P-P-L7ASH
Count					1
	7	TABLE	[illegible]	LAN-131	24-4P-P-L7ASH

ICO-11 REMOVAL OF 4 ENCODERS TO ALLOW FOR THE ADDITION OF 6 SPEAKERS AND AMPLIFIER ADDED TO ROOM 110

ICO-21 RM 1208: removal of 7 encoders due to connectivity limits on the replaced 40 port POE+ 10G SFP for connection to the centralized system in RM 1343. THE ENCODER NUMBER is BASED ON THE ROOM DISPLAYS. ALSO ICO-21 for the removal of the (2) 24 port LAN Switch w 1G SFP to be replaced with the (1) 40 port POE+ w 10G SFP for connection to RM 1343 LAN SWitch

DRAFT

[redacted]

DRAWING TITLE

BLDG 1196 RM 1208
VIDEO & CONTROL

DRAWING NUMBER

AV1105

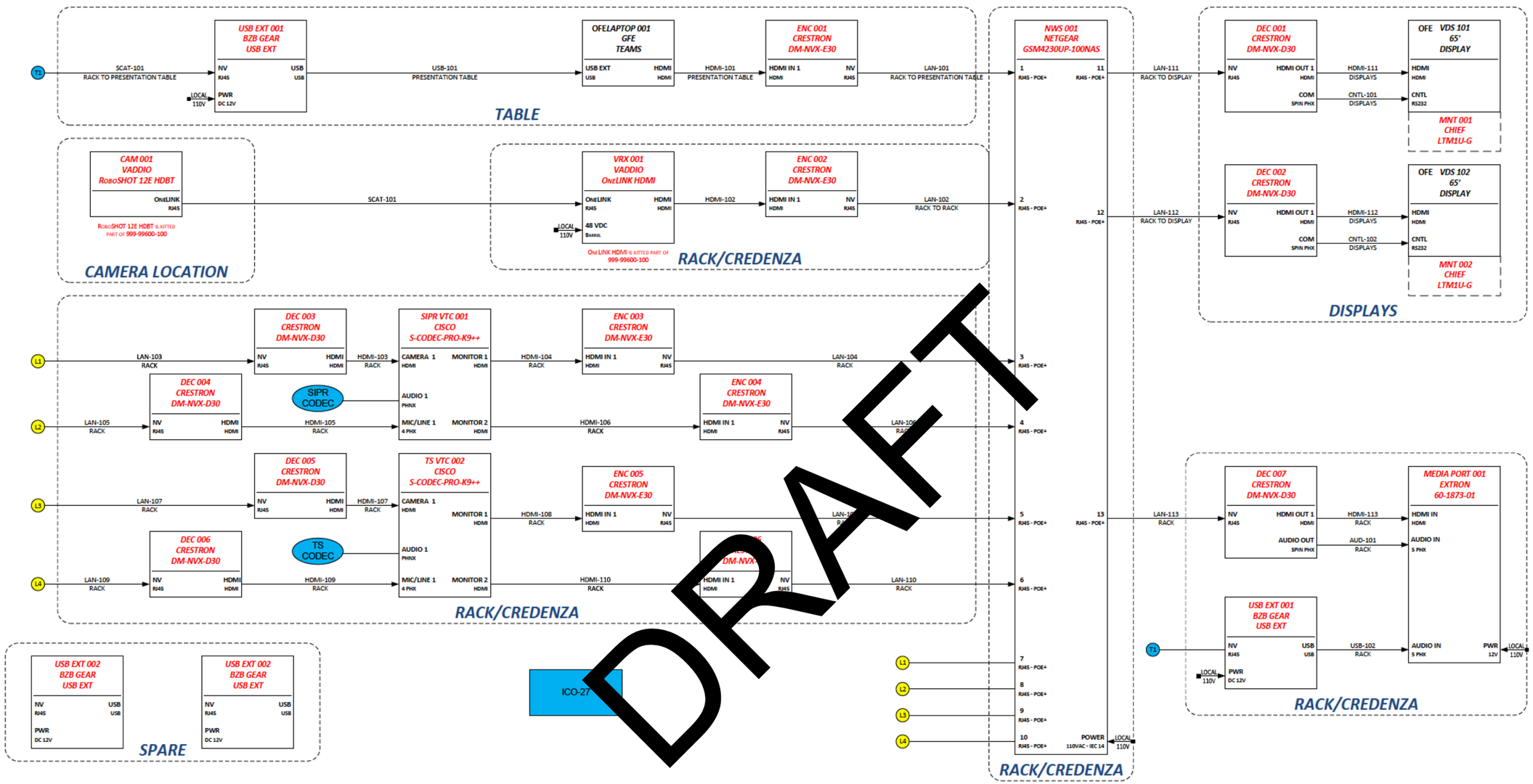

CABLE PULL

	#	FROM	TO	LABEL	CABLE TYPE
	1	RACK	PRESENTATION TABLE	LAN-101	24-4P-P-L7ASH
	1	RACK	PRESENTATION TABLE	SCAT-101	24-4P-P-L7ASH
Count					2
	2	RACK	RACK	LAN-102	24-4P-P-L7ASH
Count					1
	3	RACK	DISPLAY	LAN-111	24-4P-P-L7ASH
Count					1
	4	RACK	DISPLAY	LAN-112	24-4P-P-L7ASH
Count					1

DRAWING TITLE

BLDG 1996 RM 1309 VIDEO

DRAWING NUMBER

AV1106

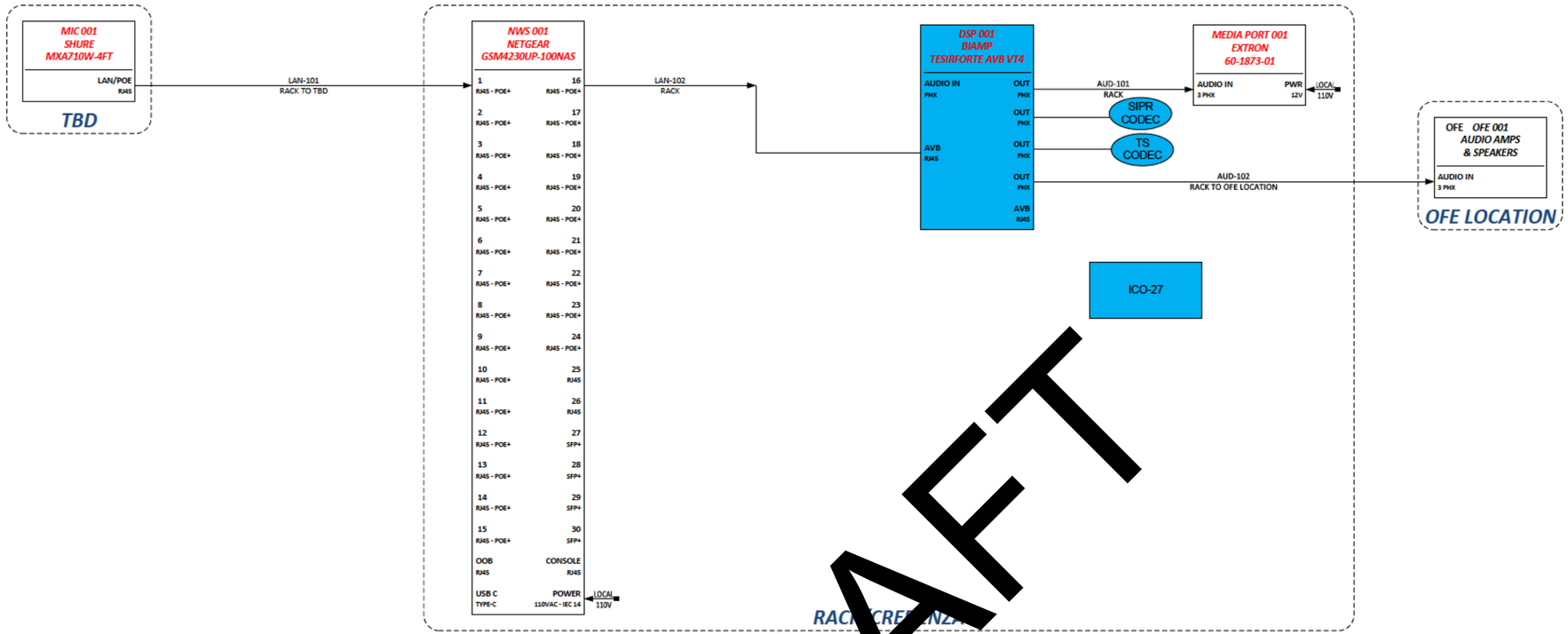

	#	FROM	TO	LABEL	CABLE TYPE
	1	RACK	TBD	LAN-101	24-4P-P-L7ASH
Count					1
	2	RACK	OFE LOCATION	AUD-102	22-1P-CMP-EZ-BLK
Count					1

DRAFT

[redacted]

DRAWING TITLE

BLDG 1996 RM 1309
AUDIO

DRAWING NUMBER

AV1107

ICO-18 ADDITION OF MEDIA CONVERTERS AND POWER CONTROLLER

NOTE:
EQUESTED SPEC SHEET
FROM SCANSOURCE

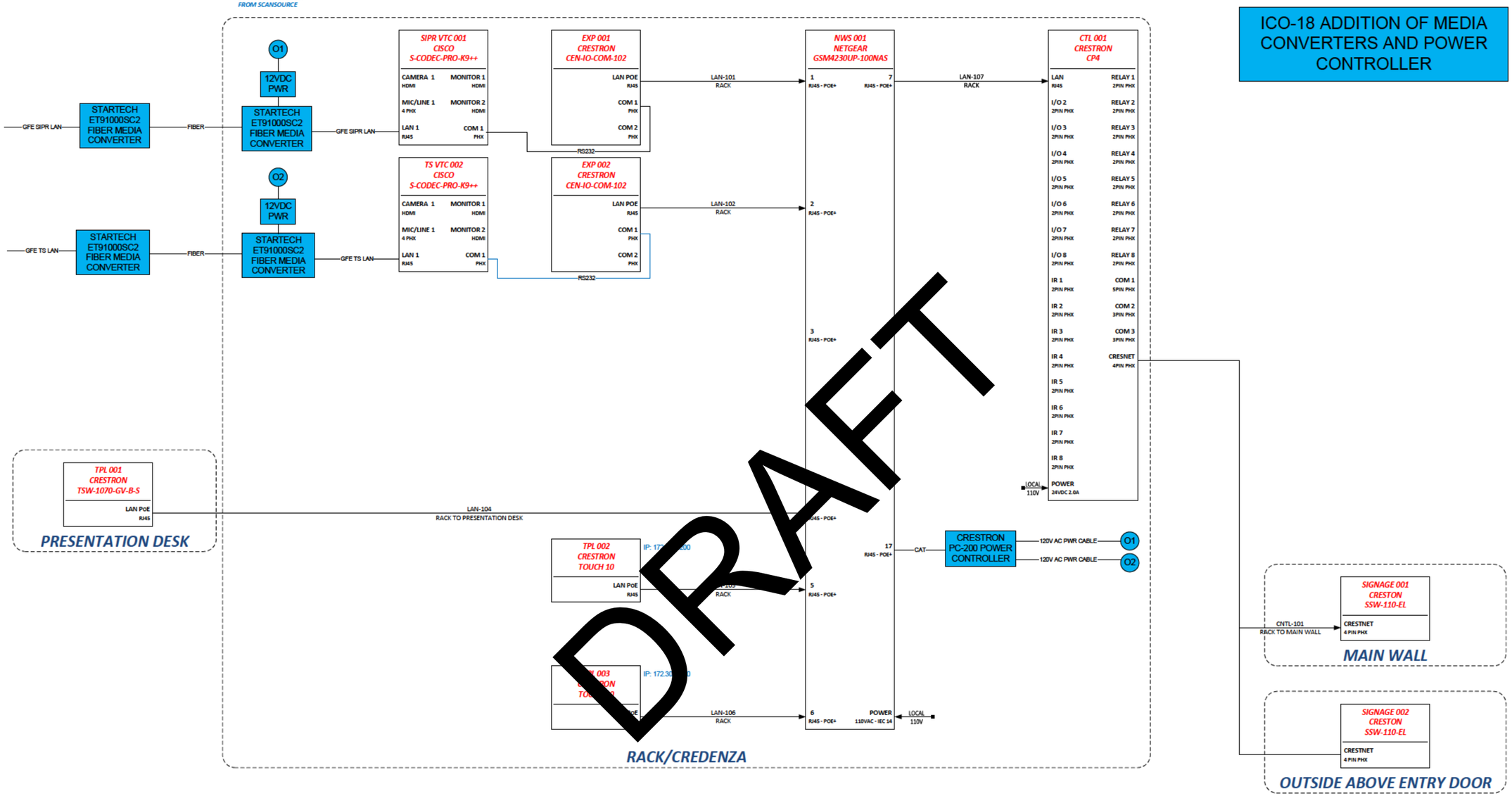

DRAFT

NOTE:
SWAPPED FROM BETA BRITE TO CRESTRON DUE TO COO AND SHORT TIME FOR RESPONSE, BUT KEEPING THE SAME COST AND PRICE AS THIS WILL PROBABLY BE CHANGED TO MORE EXPENSIVE GPO DISPLAYS. ACTUAL CRESTRON COST IS #193.00 WHICH MAY BE ENTERED IF CLIENT AGREES TO GO WITH IT.

CABLE PULL

	#	FROM	TO	LABEL	CABLE TYPE
	1	RACK	PRESENTATION DESK	LAN-104	24-4P-P-L7ASH
	1	RACK	MAIN WALL	CNTL-101	CRESNET / PLENUM
Count					2

[redacted]

DRAWING TITLE
BLDG 1996 RM 1309
CONTROL

DRAWING NUMBER
AV1108

NOTE:
AS DESCRIBED IN THE WON PROPOSAL SOW THE GFE PC CONNECTION POINT FOR SENDING DISPLAY CONTENT WILL BE AT THE SAME INPUT CONNECTON POINT AS THE GFE TEAMS LAPTOP.

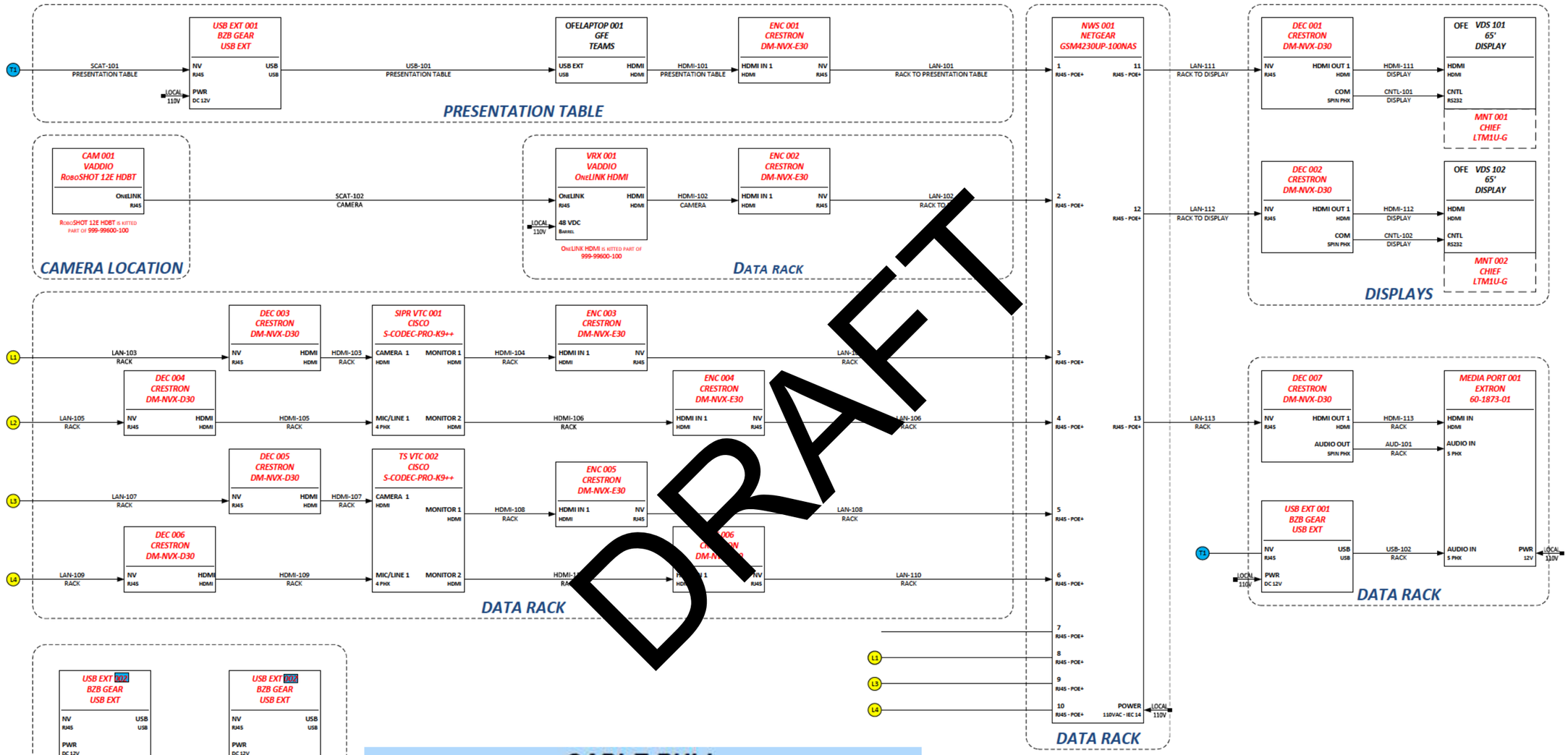

CABLE PULL

	#	FROM	TO	LABEL	CABLE TYPE
	1	RACK	PRESENTATION TABLE	LAN-101	24-4P-P-L7ASH
Count					1
	2	RACK	CAMERA	SCAT-102	24-4P-P-L7ASH
Count					1
	3	RACK	DISPLAY	LAN-111	24-4P-P-L7ASH
Count					1
	4	RACK	DISPLAY	LAN-112	24-4P-P-L7ASH
Count					1

ICO-11 ADD OF 24 RU DATA RACK

DRAWING TITLE
BLDG 1996 RM 1207
VIDEO

DRAWING NUMBER
AV1109

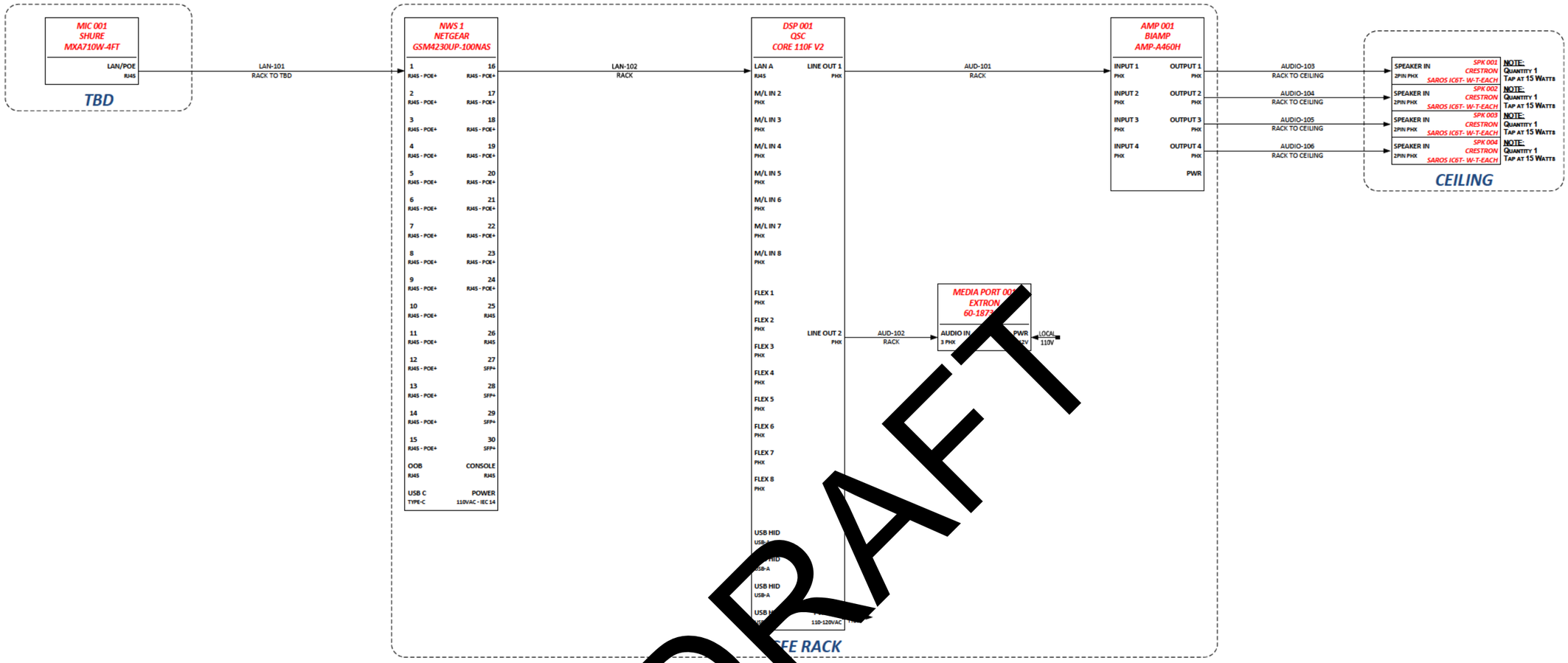

DRAFT

CABLE PULL

	#	FROM	TO	LABEL	CABLE TYPE
	1	RACK	TBD	LAN-101	24-4P-P-L7ASH
Count					1
	2	RACK	CEILING	AUDIO-103	22-1P-CMP-EZ-BLK
	2	RACK	CEILING	AUDIO-104	22-1P-CMP-EZ-BLK
	2	RACK	CEILING	AUDIO-105	22-1P-CMP-EZ-BLK
	2	RACK	CEILING	AUDIO-106	22-1P-CMP-EZ-BLK
Count					4

[redacted]

DRAWING TITLE

BLDG 1996 RM 1207
AUDIO

DRAWING NUMBER

AV1110

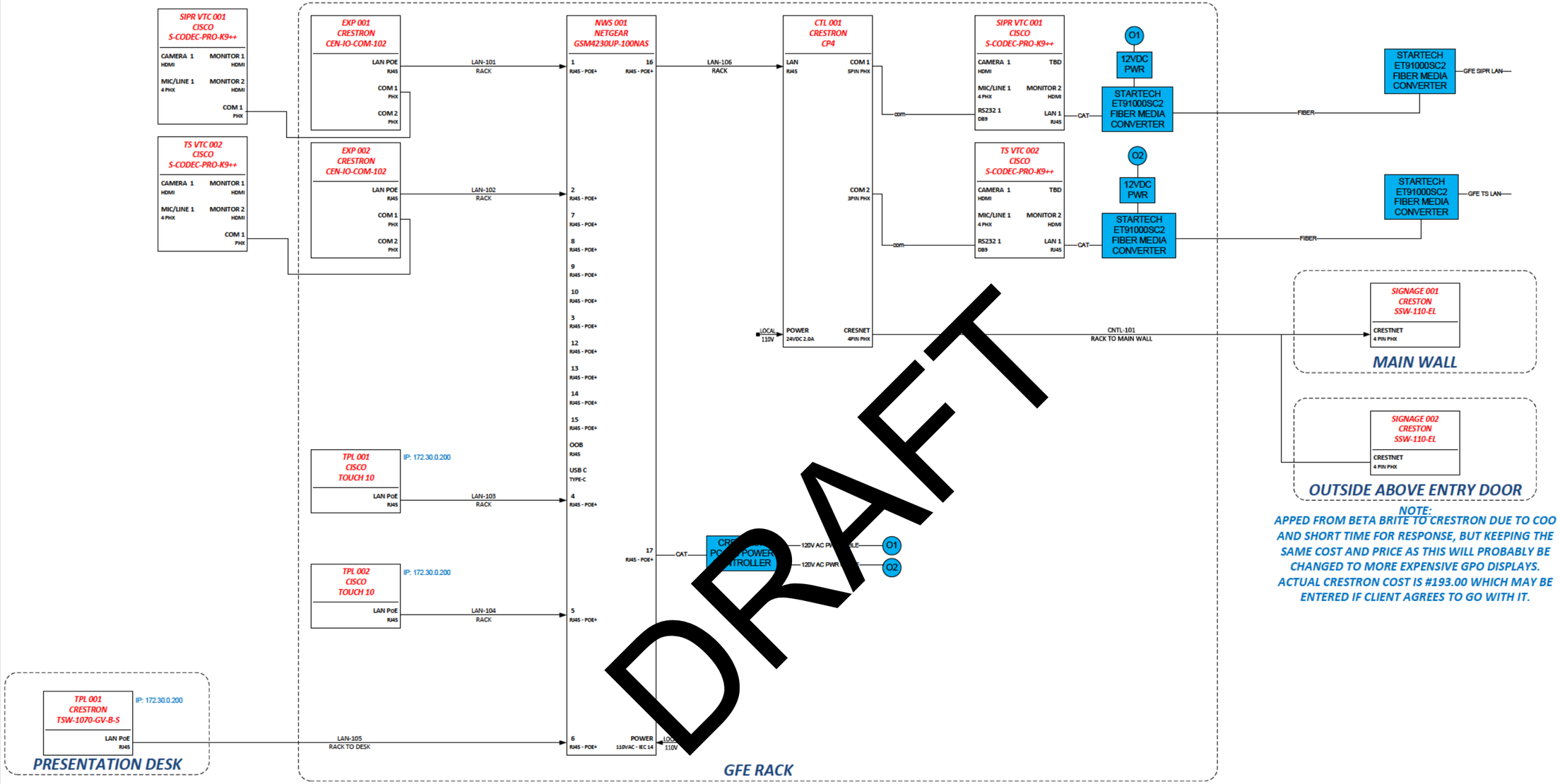

NOTE:
APPED FROM BETA BRITE TO CRESTRON DUE TO COO AND SHORT TIME FOR RESPONSE, BUT KEEPING THE SAME COST AND PRICE AS THIS WILL PROBABLY BE CHANGED TO MORE EXPENSIVE GPO DISPLAYS. ACTUAL CRESTRON COST IS #193.00 WHICH MAY BE ENTERED IF CLIENT AGREES TO GO WITH IT.

CABLE PULL

	#	FROM	TO	LABEL	CABLE TYPE
	1	RACK	DESK	LAN-105	24-4P-P-L7ASH
Count					1
	2	RACK	MAIN WALL	CNTL-101	CRESNET / PLENUM
Count					1

ICO-18 ADDITION OF MEDIA CONVERTERS AND POWER CONTROLLER

DRAWING TITLE
BLDG 1996 RM 1207
CONTROL

DRAWING NUMBER
AV1111

DRAFT

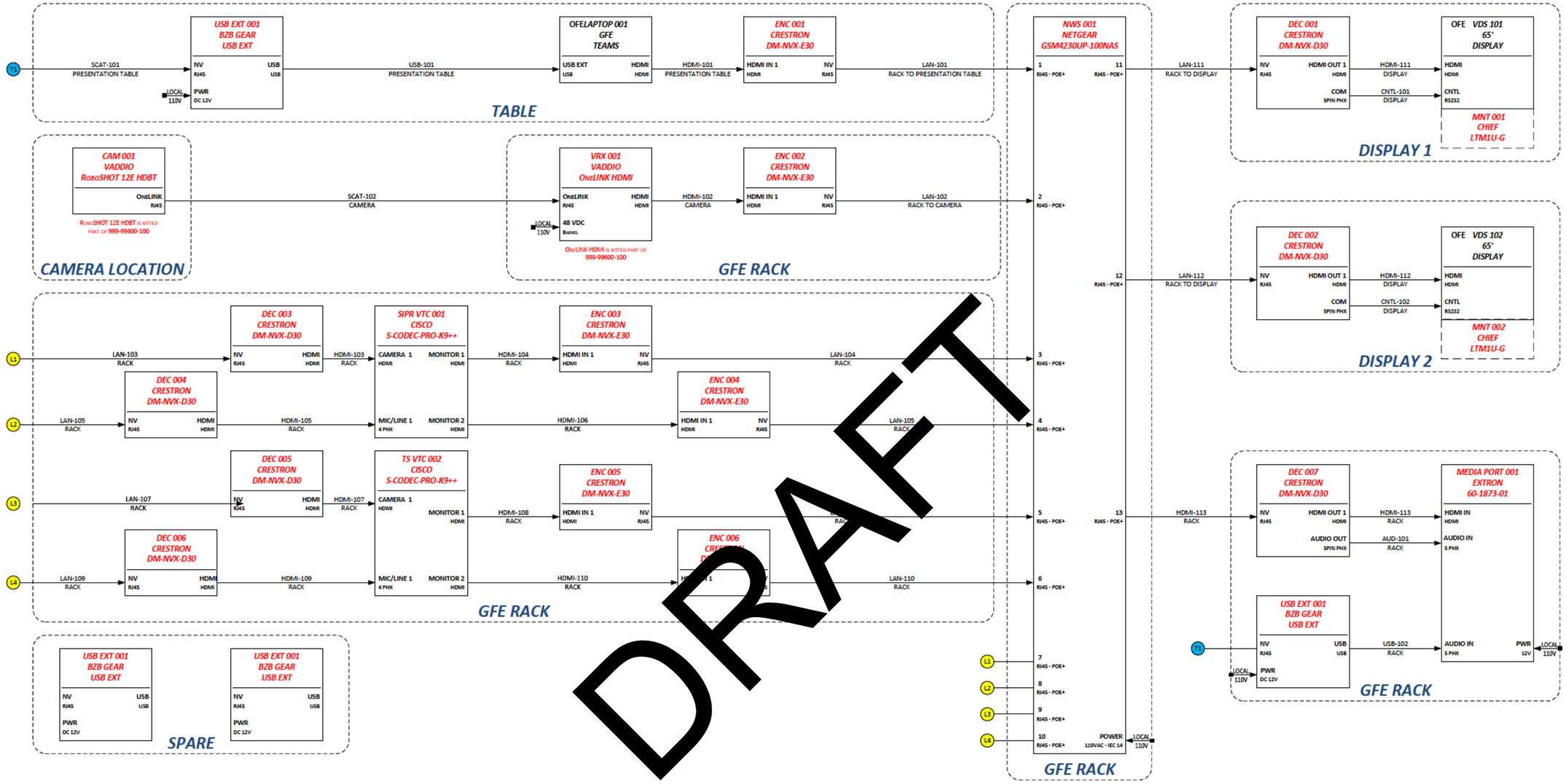

DRAFT

CABLE PULL

	#	FROM	TO	LABEL	CABLE TYPE
	1	RACK	PRESENTATION TABLE	LAN-101	24-4P-P-L7ASH
Count					1
	2	RACK	RACK	LAN-102	24-4P-P-L7ASH
Count					1
	3	RACK	DISPLAY	LAN-111	24-4P-P-L7ASH
Count					1
	4	RACK	DISPLAY	LAN-112	24-4P-P-L7ASH
Count					1

DRAWING TITLE

BLDG 1996 RM 1307
VIDEO

DRAWING NUMBER

AV1112

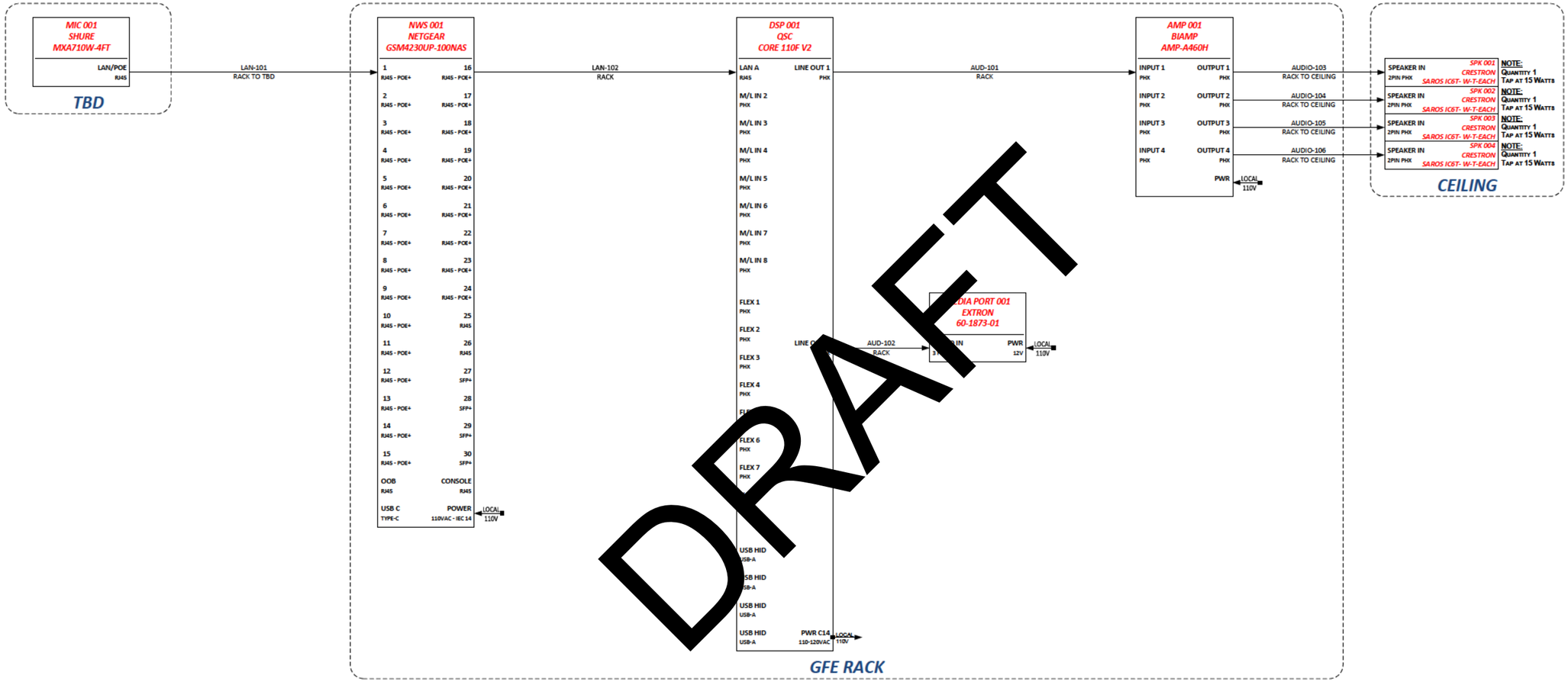

DRAFT

CABLE PULL

	#	FROM	TO	LABEL	CABLE TYPE
	1	RACK	TBD	LAN-101	24-4P-P-L7ASH
Count					1
	2	RACK	CEILING	AUDIO-103	22-1P-CMP-EZ-BLK
	2	RACK	CEILING	AUDIO-104	22-1P-CMP-EZ-BLK
	2	RACK	CEILING	AUDIO-105	22-1P-CMP-EZ-BLK
	2	RACK	CEILING	AUDIO-106	22-1P-CMP-EZ-BLK
Count					4

[redacted]

DRAWING TITLE

BLDG 1996 RM 1307
AUDIO

DRAWING NUMBER

AV1113

NOTE:
REQUESTED SPEC SHEET
FROM SCANSOURCE

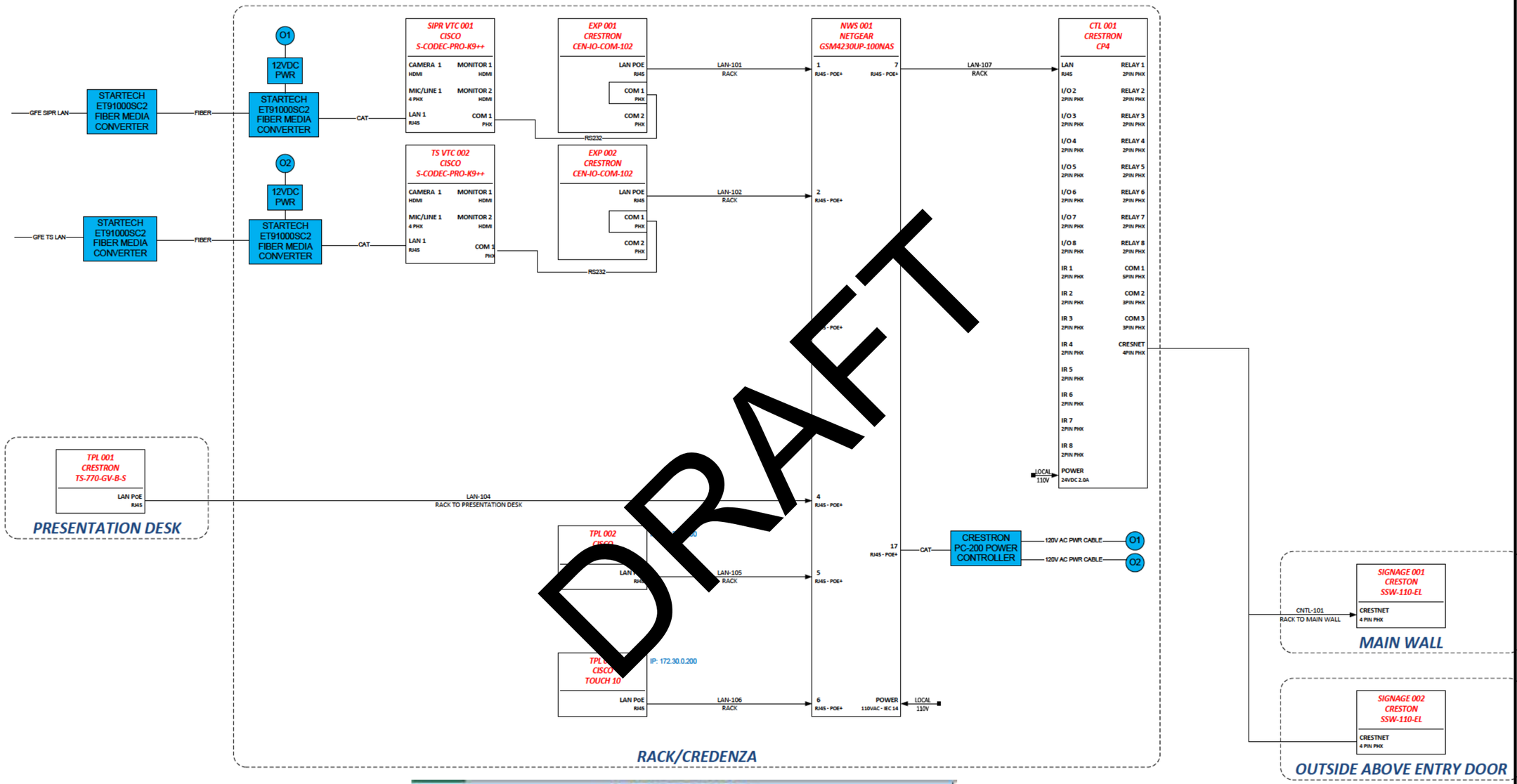

DRAFT

CABLE PULL

	#	FROM	TO	LABEL	CABLE TYPE
	1	RACK	PRESENTATION DESK	LAN-104	24-4P-P-L7ASH
	1	RACK	MAIN WALL	CNTL-101	CRESNET / PLENUM
Count					2

NOTE:
APPED FROM BETA BRITE TO CRESTRON DUE TO COO AND SHORT TIME FOR RESPONSE, BUT KEEPING THE SAME COST AND PRICE AS THIS WILL PROBABLY BE CHANGED TO MORE EXPENSIVE GPO DISPLAYS. ACTUAL CRESTRON COST IS #193.00 WHICH MAY BE ENTERED IF CLIENT AGREES TO GO WITH IT.

[redacted]

DRAWING TITLE
BLDG 1996 RM 1307
CONTROL

DRAWING NUMBER
AV1114

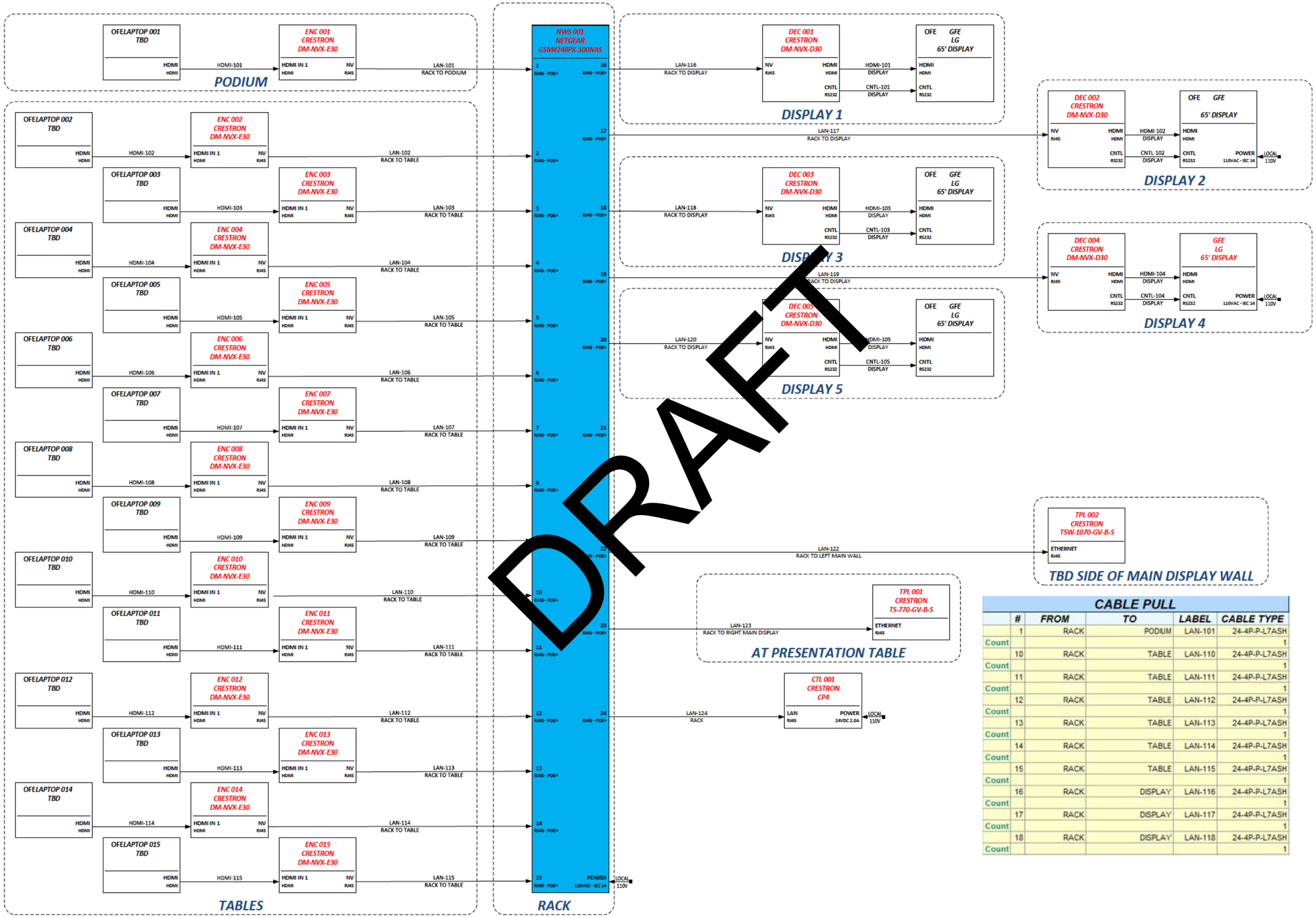

CABLE PULL

	#	FROM	TO	LABEL	CABLE TYPE
	1	RACK	PODIUM	LAN-101	24-4P-P-L7ASH
Count					1
	10	RACK	TABLE	LAN-110	24-4P-P-L7ASH
Count					1
	11	RACK	TABLE	LAN-111	24-4P-P-L7ASH
Count					1
	12	RACK	TABLE	LAN-112	24-4P-P-L7ASH
Count					1
	13	RACK	TABLE	LAN-113	24-4P-P-L7ASH
Count					1
	14	RACK	TABLE	LAN-114	24-4P-P-L7ASH
Count					1
	15	RACK	TABLE	LAN-115	24-4P-P-L7ASH
Count					1
	16	RACK	DISPLAY	LAN-116	24-4P-P-L7ASH
Count					1
	17	RACK	DISPLAY	LAN-117	24-4P-P-L7ASH
Count					1
	18	RACK	DISPLAY	LAN-118	24-4P-P-L7ASH
Count					1

DRAWING TITLE

BLDG 1996 RM 1308
VIDEO & CONTROL

DRAWING NUMBER

AV1115

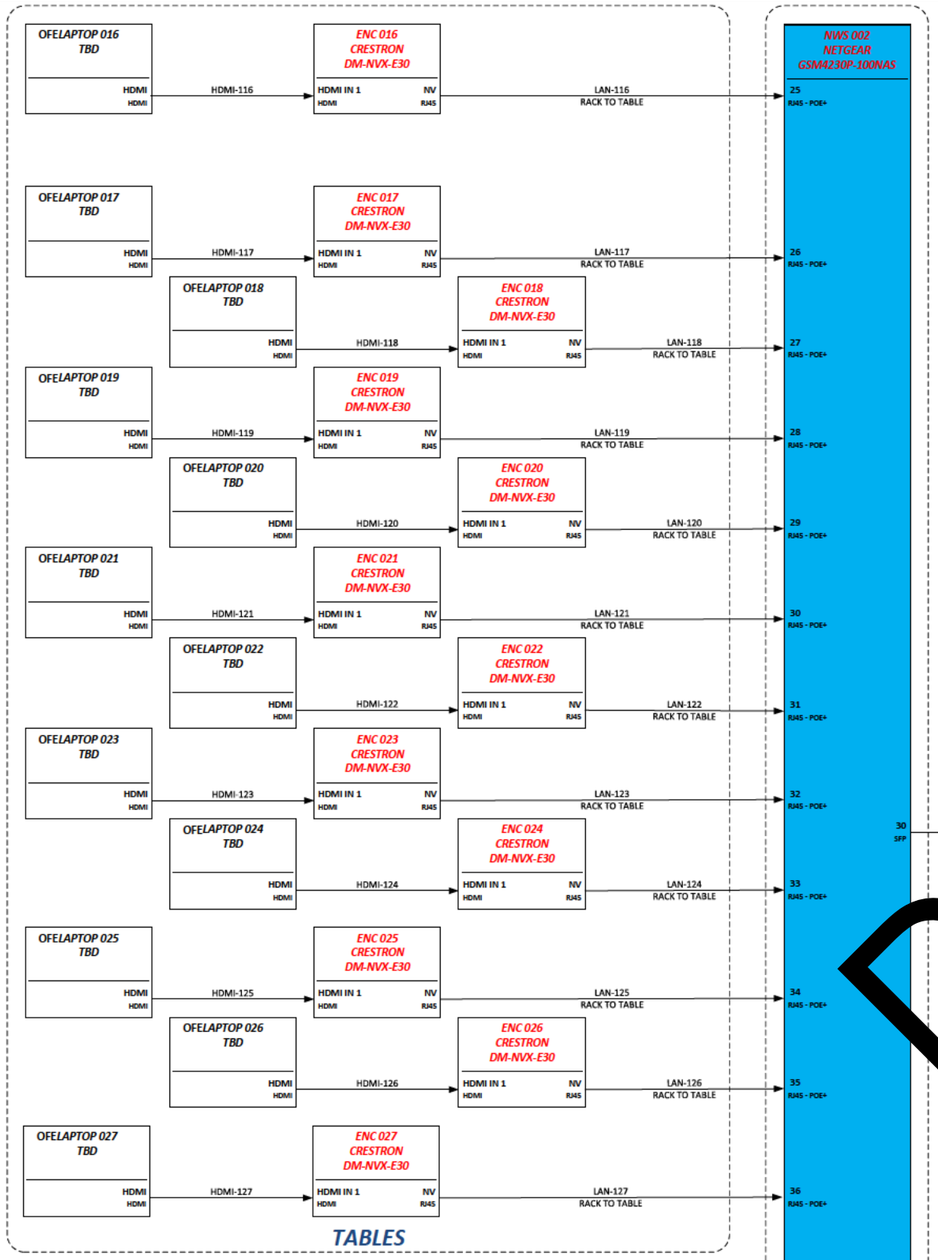

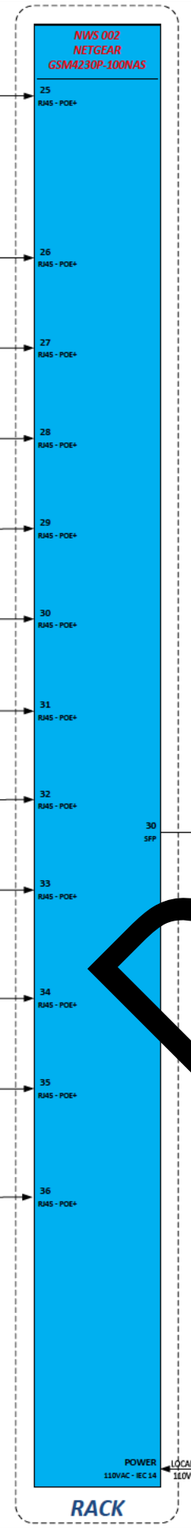

	19	RACK	TABLE	LAN-119	24-4P-P-L7ASH
Count					1
	2	RACK	TABLE	LAN-102	24-4P-P-L7ASH
Count					1
	20	RACK	DISPLAY	LAN-120	24-4P-P-L7ASH
Count					1
	21	RACK	DISPLAY	LAN-121	24-4P-P-L7ASH
Count					1
	22	RACK	TABLE	LAN-122	24-4P-P-L7ASH
Count					1
	23	RACK	TABLE	LAN-123	24-4P-P-L7ASH
Count					1
	24	RACK RM 1308	RACK RM 1343	FIBER-101	Fiber
Count					1
	3	RACK	TABLE	LAN-124	24-4P-P-L7ASH
Count					1
	4	RACK	TABLE	LAN-125	24-4P-P-L7ASH
Count					1
	5	RACK	TABLE	LAN-126	24-4P-P-L7ASH
Count					1
	6	RACK	TABLE	LAN-127	24-4P-P-L7ASH
Count					
	7				
Count					
	8				
Count					
	9				
Count					

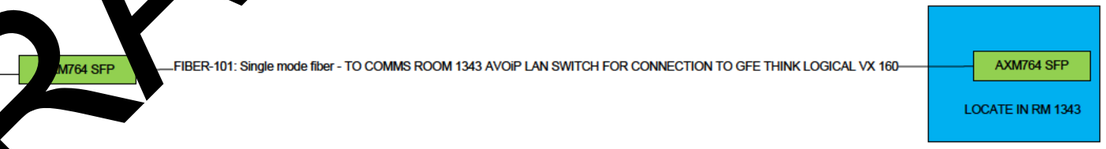

ICO-10 REMOVAL OF 4 NVX ENCODERS FOR A REMAINING TOTAL OF 37

ICO-21 REMOVAL OF 10 NVX ENCODERS FOR A REMAINING TOTAL OF 27

DRAFT

DRAWING TITLE

BLDG 1996 RM 1308
VIDEO & CONTROL

DRAWING NUMBER

AV1116

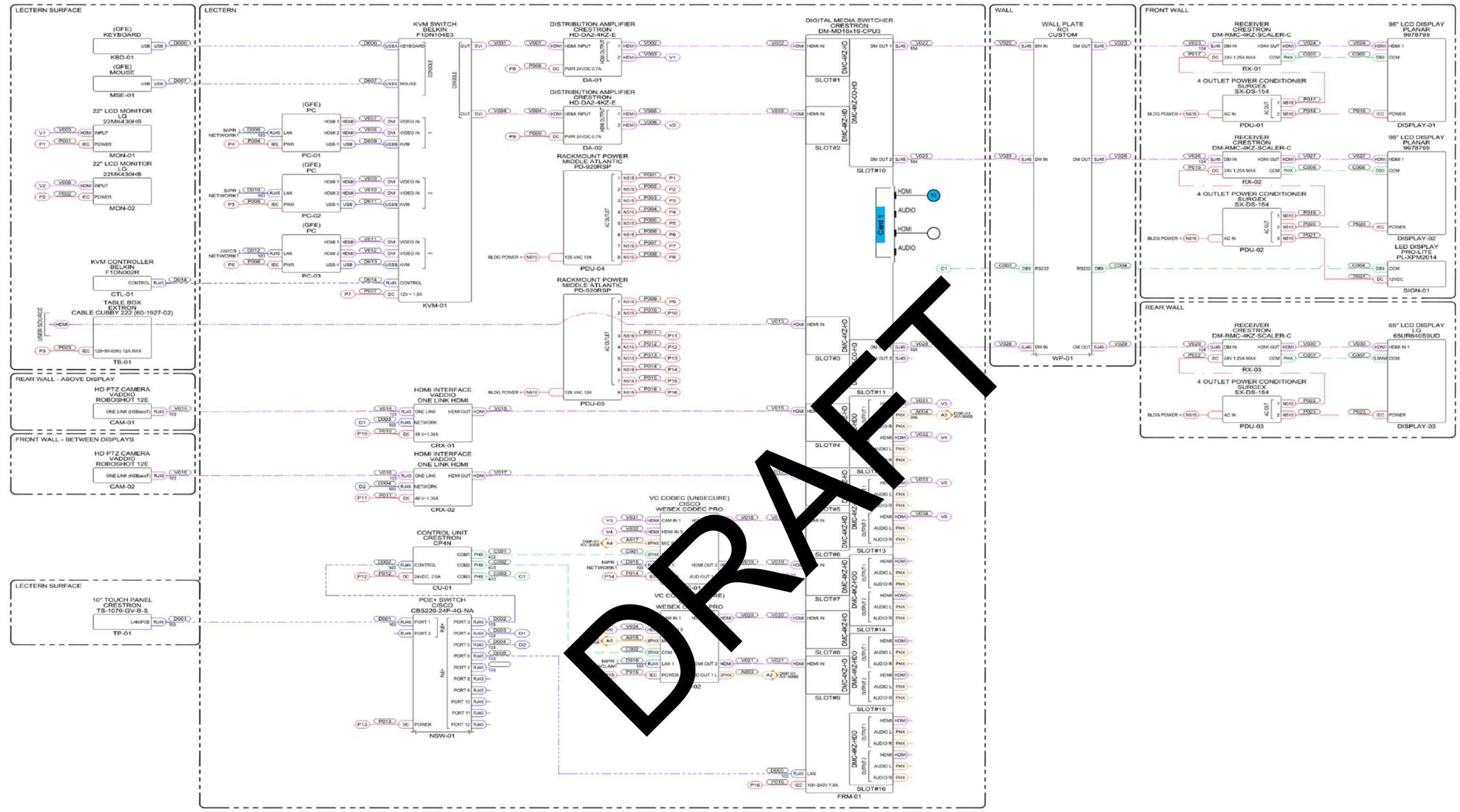

1 OPS - TYPICAL MASS BRIEFING - ROOMS 1212 1312
AV SINGLE LINE DIAGRAM
SCALE:NTS

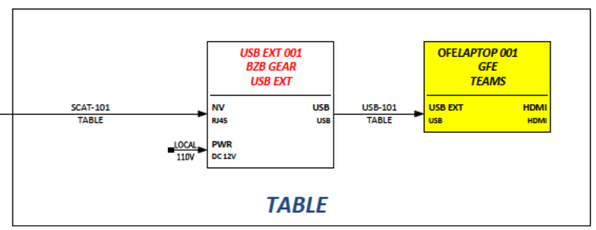

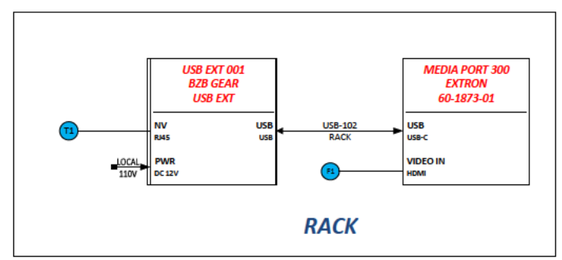

ICO-12 REMOVAL OF NVX AVoIP CORE AND ADD OF 1 DMC-4KZ-HDO OUTPUT CARD FOR REUSE OF EXISTING DM SYSTEM WITH MEDIA PORT AND USB EXTENDERS

DRAWING TITLE

BLDG 1996 RM 1212 & 1312

VIDEO & CONTROL

DRAWING NUMBER

AV1117

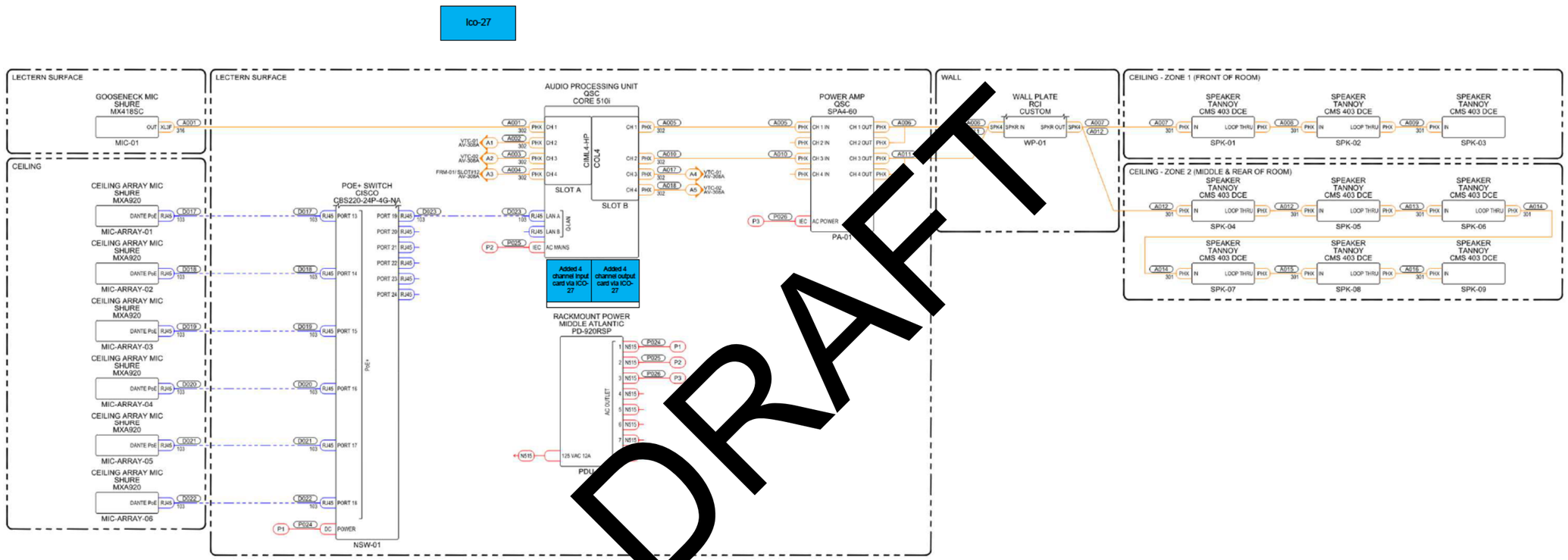

1 OPS - TYPICAL MASS BRIEFING - ROOMS 1212 1312
AV SINGLE LINE DIAGRAM
SCALE:NTS

DRAWING TITLE

DRAWING NUMBER
AV1117-A

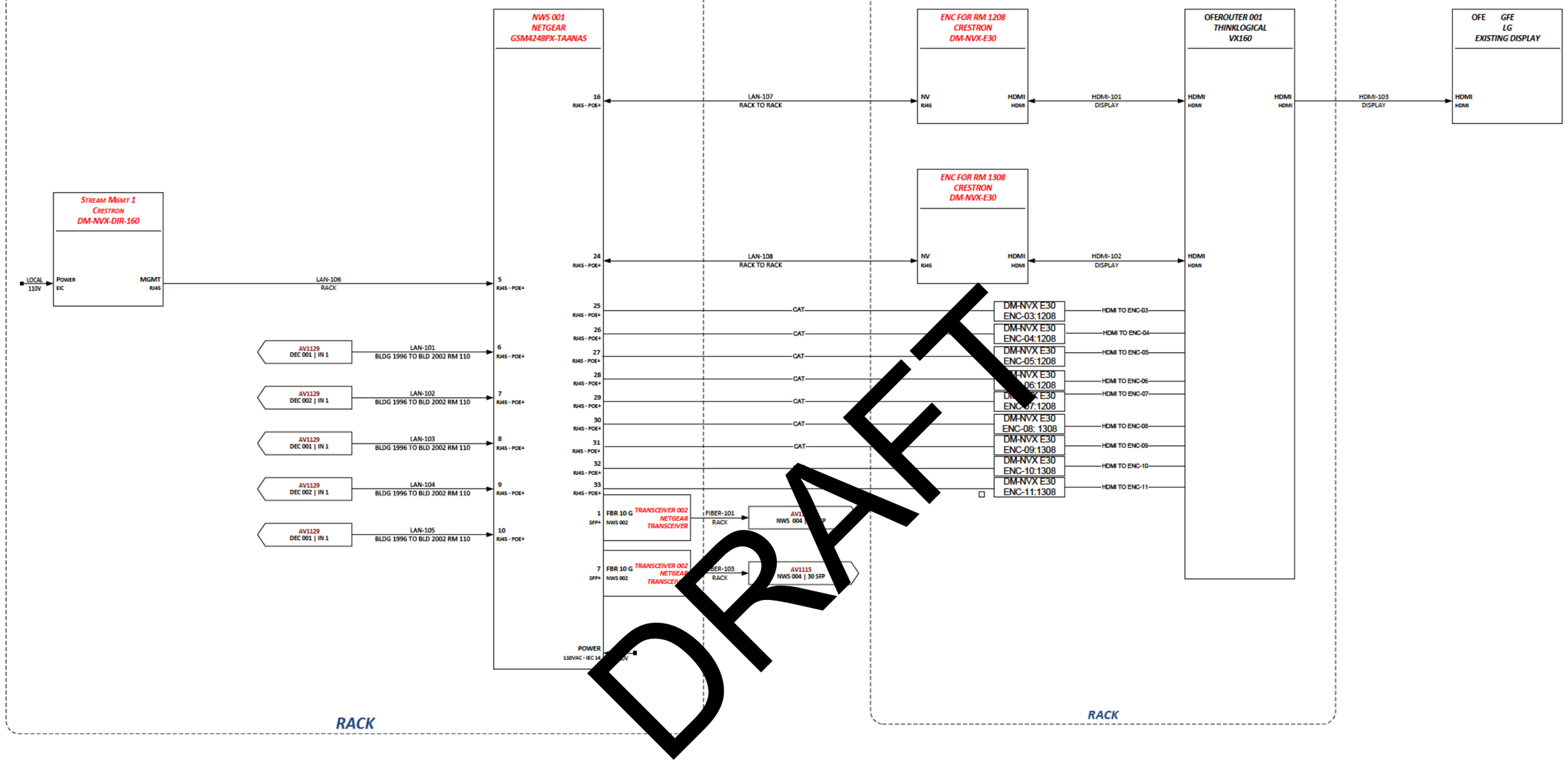

DRAFT

CABLE PULL

	#	FROM	TO	LABEL	CABLE TYPE
	1	RACK	RACK	LAN-107	Existing
	1	RACK	RACK	LAN-108	Existing
Count					2

[redacted]

DRAWING TITLE

BLDG 1996 RM 1343
STREAMING

DRAWING NUMBER

AV1119

RACK ACCESSORIES

1	MIDDLE ATLANTIC	PD-915R-PL	1OUT,15A,RKMT W/PILOT LT
1	SURGEX	SA-82-AR	IP ENBLD 2 OUTLT 8A INCLD

12RU
CREDENZA RACK AVTEQ CRED2V-D

1	[redacted] RACK HEADER		12
2	DEC 003 CRESTON DM-NVX-E30	DEC 004 CRESTON DM-NVX-D30	11
3	CODEC CISCO CS-CODEC-PRO-K9++ SIPR		10
4	ENC 003 CRESTON DM-NVX-E30	ENC 004 CRESTON DM-NVX-E30	9
5	PWR CONDITIONER MIDDLE ATLANTIC PD-915R-PL		8
6	DEC 007 CRESTON DM-NVX-D30	MEDIA PORT EXTRON MEDIA PORT 300	7
7	CNTL CRESTON CP4		6
8	NWS NETGEAR M4250-26G4F-POE++		5
9	DEC 005 CRESTON DM-NVX-D30	DEC 006 CRESTON DM-NVX-D30	4
10	CODEC CISCO CS-CODEC-PRO-K9++ TS		3
11	ENC 005 CRESTON DM-NVX-E30	ENC 006 CRESTON DM-NVX-E30	2
12	TX 004 SHURE P300-IMX-DSP	PWR SURGEX SA-82-AR / PWR SURGEX SA-82-AR	1

1 EQUIPMENT RACK AV RACK 1 RM 1209
SCALE: NTS

RACK ACCESSORIES

1	MIDDLE ATLANTIC	PD-915R-PL	1OUT,15A,RKMT W/PILOT LT
1	SURGEX	SA-82-AR	IP ENBLD 2 OUTLT 8A INCLD

12RU
CREDENZA RACK AVTEQ CRED2V-D

1	[redacted] RACK HEADER		12
2	DEC 003 CRESTON DM-NVX-D30	DEC 004 CRESTON DM-NVX-D30	11
3	CODEC CISCO CS-CODEC-PRO-K9++ SIPR		10
4	ENC 003 CRESTON DM-NVX-E30	ENC 004 CRESTON DM-NVX-D30	9
5	PWR CONDITIONER MIDDLE ATLANTIC PD-915R-PL		8
6	DEC 007 CRESTON DM-NVX-D30	MEDIA PORT EXTRON MEDIA PORT 300	7
7	CNTL CRESTON CP4		6
8	NWS NETGEAR 24X1G POE+ 300W 2X1G AND 4XSFP		5
9	DEC 005 CRESTON DM-NVX-D30	DEC 006 CRESTON DM-NVX-D30	4
10	CODEC CISCO CS-CODEC-PRO-K9++ TS		3
11	ENC 005 CRESTON DM-NVX-E30	ENC 006 CRESTON DM-NVX-E30	2
12	TX 004 SHURE P300-IMX-DSP	PWR SURGEX SA-82-AR / PWR SURGEX SA-82-AR	1

2 EQUIPMENT RACK AV RACK 1 RM 1309
SCALE: NTS

2-bay AV cabinet inclu[illegible] dual 45-[illegible] display mount, 12RU [illegible]ing, rotating ra[illegible] rack-mount 6-port p[illegible]er strip, door knobs, and leveling fee[illegible] [illegible]amera mount not included. Choice of Ve[illegible] (V) finis[illegible] TAA compliant.

24RU EQUIPMENT RACK
MIDDLE ATLANTIC 24SP/26D WALLRK W/PLE

1	[redacted] RACK HEADER	24
2	MIDDLE ATLANTIC PD-915R 9-OUTLET PWR CENTER	23
3		22
4	GSM4230P-100NAS M4250-26G4F-POE+ MANAGED SWITCH	21
5		20
6	CNTL CRESTON CP4	19
7		18
8	GSM4230P-100NAS M4250-26G4F-POE+ MANAGED SWITCH	17
9		16
10	GFE EQUIPMENT MODEL	15
11		14
12		13
13		12
14		11
15		10
16		9
17		8
18		7
19		6
20		5
21		4
22		3
23		2
24		1

3 EQUIPMENT RACK AV RACK 1 RM 1208
SCALE: NTS

RACK ACCESSORIES

1 ATLAS IED AP-2410-15S 15A - 24 INCH, 10 OUTLET VERTICAL POWER STRIP

DAT24-2442-B 24U x 42"D DATA RACK WITH DOORS

1	AMP BIAMP TESIRA A460H		13
2	DEC 003 CRESTON DM-NVX-D30	DEC 004 CRESTON DM-NVX-D30	12
3	CODEC CISCO CS-CODEC-PRO-K9++ SIPR		11
4	ENC 003 CRESTON DM-NVX-E30	ENC 004 CRESTON DM-NVX-E30	10
5	QSC QSC 110F-V2		9
6	DEC 007 CRESTON DM-NVX-D30	MEDIA PORT EXTRON MEDIA PORT 300	8
7	CNTL CRESTON CP4		7
8	NWS GSM4230UP-100NAS NETGEAR M4250-26G4F-POE+ MANAGED SWITCH		6
9	DEC 005 CRESTON DM-NVX-D30	DEC 006 CRESTON DM-NVX-D30	5
10	CODEC CISCO CS-CODEC-PRO-K9++ TS		4
11	ENC 005 CRESTON DM-NVX-D30	ENC 006 CRESTON DM-NVX-D30	3
12	PWR SURGEX SA-82-AR		2
13			1

4 EQUIPMENT RACK AV RACK 1 RM 1307
SCALE: NTS

RACK ACCESSORIES

1 ATLAS IED AP-2410-15S 15A - 24 INCH, 10 OUTLET VERTICAL POWER STRIP

24-2442-B 24U x 42 [illegible]TA RACK WITH DOORS

1	AMP BIAMP TESIRA A4[illegible]		12
2	DEC-03 CRESTON DM-NVX-D30	DEC-04 CRESTON DM-NVX-D30	11
3	CODEC CISCO CS-CODEC-PRO-K9++ SIPR		10
4	ENC-03 CRESTON DM-NVX-E30	ENC-04 CRESTON DM-NVX-E30	9
5	QSC QSC 110F-V2		8
6	DEC-07 CRESTON DM-NVX-D30	MEDIA PORT EXTRON MEDIA PORT 300	7
7	CNTL CRESTON CP4		6
8	NWS NETGEAR M4250-26G4F-POE++ MANAGED SWITCH		5
9	DEC-05 CRESTON DM-NVX-D30	DEC-06 CRESTON DM-NVX-D30	4
10	CODEC CISCO CS-CODEC-PRO-K9++ TS		3
11	ENC-05 CRESTON DM-NVX-E30	ENC-06 CRESTON DM-NVX-E30	2
12	PWR SURGEX SA-82-AR		1

5 EQUIPMENT RACK AV RACK 1 RM 1207
SCALE: NTS

RACK ACCESSORIES

1 ATLAS IED AP-2410-15S 15A - 24 INCH, 10 OUTLET VERTICAL POWER STRIP

24RU EQUIPMENT RACK
MIDDLE ATLANTIC 24SP/26D WALLRK W/PLE

1	[redacted] RACK HEADER	45
2	MIDDLE ATLANTIC PD-915R 9-OUTLET PWR CENTER	44
3		43
4	GSM4230P-100NAS M4250-26G4F-POE+ MANAGED SWITCH	42
5		41
6	CNTL CRESTON CP4	40
7		39
8	GSM4230P-100NAS M4250-26G4F-POE+ MANAGED SWITCH	38
9		37
10	GFE EQUIPMENT MODEL	36
11		35
12		34
13		33
14		32
15		31
16		30
17		29
18		28
19		27
20		26
21		25
22		24
23		2
24		1

7 EQUIPMENT RACK AV RACK 1 RM 1308
SCALE: NTS

GFE RACK

1			12
2	ENC-41 RM1208 CRESTON DM-NVX-E30	ENC-41 RM 1309 CRESTON DM-NVX-E30	11
3	GSM4248PX-TAANAS M4250-40G8XF-POE+ MANAGED SWITCH		10
4	DM NVX DIRECTOR NETWORK AV SWITCHING APPLIANCE, 160 ENDPOINTS		9
5	GFE THINKLOGICAL VX160 ROUTER AND ALL CURRENT GFE EQUIPMENT		8
6			7
7			6
8			5
9			4
10			3
11			2
12			1

6 EQUIPMENT RACK AV RACK 1 RM 1343
SCALE: NTS

ICO-21 AND ICO-27

DRAFT

[redacted]

DRAWING TITLE
BLDG 1196 RACKS

DRAWING NUMBER
AV1120

24RU EQUIPMENT RACK
MIDDLE ATLANTIC PTRK-21MDK W/PLEXI & TOP

1	RACK HEADER	21
2		20
3		19
4		18
5		17
6		16
7		15
8		14
9		13
10	GFE SIPR CODEC	12
11	CHASSIS CRESTON DMF-CI-8 FRAME	11
12		10
13		9
14		8
15		7
16		6
17		5
18		4
19		3
20		2
21		1

GFE
CONTROL PROCESSOR

M4250-40G8F-POE+ MANAGED SWITCH

DEC 001
CRESTON DM-NVX-D30

EXTRON MEDIA PORT 300

LOCATE IN GFE CREDENZA

RACK ACCESSORIES

1	SURGEX	SA-82-AR	IP ENBLD 2 OUTLT 8A INCLD
4	ATLAS	SH1-10	ALL-PURPOSE RACK SHELF 1RU

2 EQUIPMENT RACK AV RACK 1 RM 1212
SCALE: NTS

24RU EQUIPMENT RACK
MIDDLE ATLANTIC PTRK-21MDK W/PLEXI & TOP

1	RACK HEADER	21
2		20
3		19
4		18
5		17
6		16
7		15
8		14
9		13
10	GFE SIPR CODEC	12
11	CHASSIS CRESTON DMF-CI-8 FRAME	11
12		10
13		9
14		8
15		7
16		6
17		5
18		4
19		3
20		2
21		1

GFE
CONTROL PROCESSOR

M4250-40G8F-POE+ MANAGED SWITCH

DEC 001
CRESTON DM-NVX-D30

EXTRON MEDIA PORT 300

LOCATE IN GFE CREDENZA

RACK ACCESSORIES

1	SURGEX	SA-82-AR	IP ENBLD 2 OUTLT 8A INCLD
4	ATLAS	SH1-10	ALL-PURPOSE RACK SHELF 1RU

3 EQUIPMENT RACK AV RACK 1 RM 1312
SCALE: NTS

DRAFT

[redacted]

DRAWING TITLE
BLDG 1196 RACKS

DRAWING NUMBER
AV1121

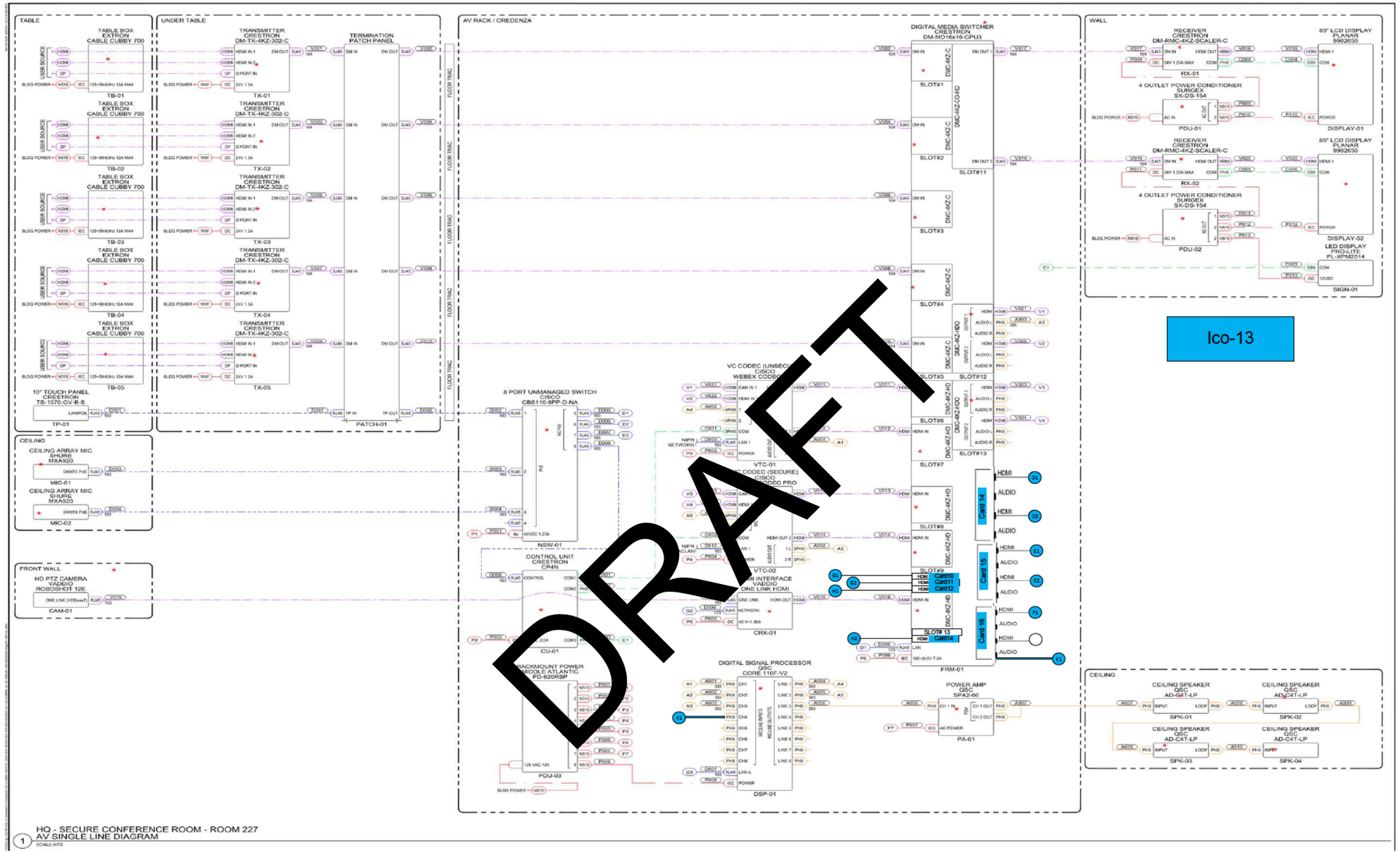

1 HQ - SECURE CONFERENCE ROOM - ROOM 227
AV SINGLE LINE DIAGRAM
SCALE NTS

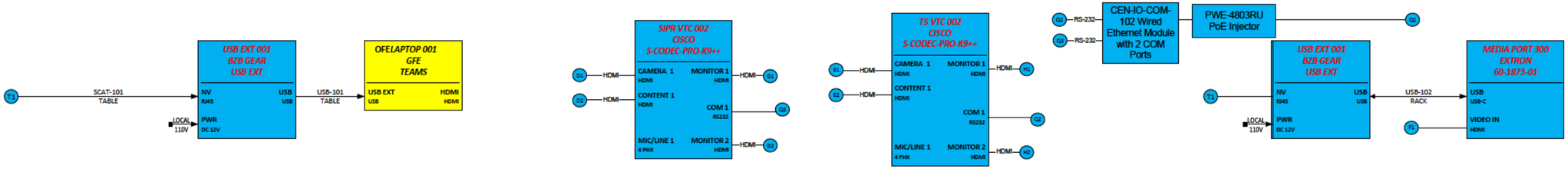

DRAWING TITLE

BLDG 2002 RM 227
VIDEO, AUDIO &
CONTROL

DRAWING NUMBER

AV1122

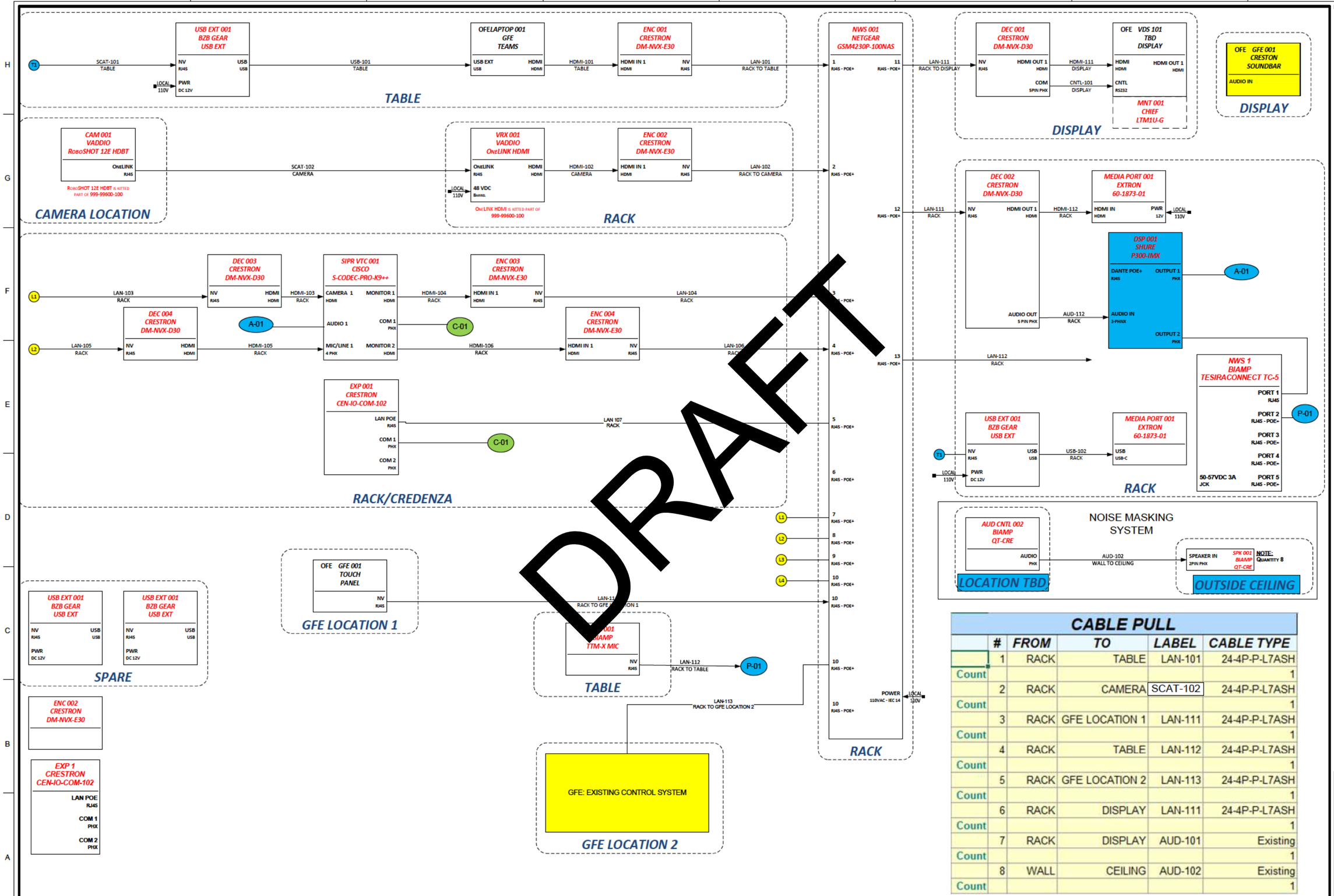

CABLE PULL

	#	FROM	TO	LABEL	CABLE TYPE
	1	RACK	TABLE	LAN-101	24-4P-P-L7ASH
Count					1
	2	RACK	CAMERA	SCAT-102	24-4P-P-L7ASH
Count					1
	3	RACK	GFE LOCATION 1	LAN-111	24-4P-P-L7ASH
Count					1
	4	RACK	TABLE	LAN-112	24-4P-P-L7ASH
Count					1
	5	RACK	GFE LOCATION 2	LAN-113	24-4P-P-L7ASH
Count					1
	6	RACK	DISPLAY	LAN-111	24-4P-P-L7ASH
Count					1
	7	RACK	DISPLAY	AUD-101	Existing
Count					1
	8	WALL	CEILING	AUD-102	Existing
Count					1

DRAWING TITLE

BLDG 2002 RM 207 VIDEO, AUDIO & CONTROL

DRAWING NUMBER

AV1124

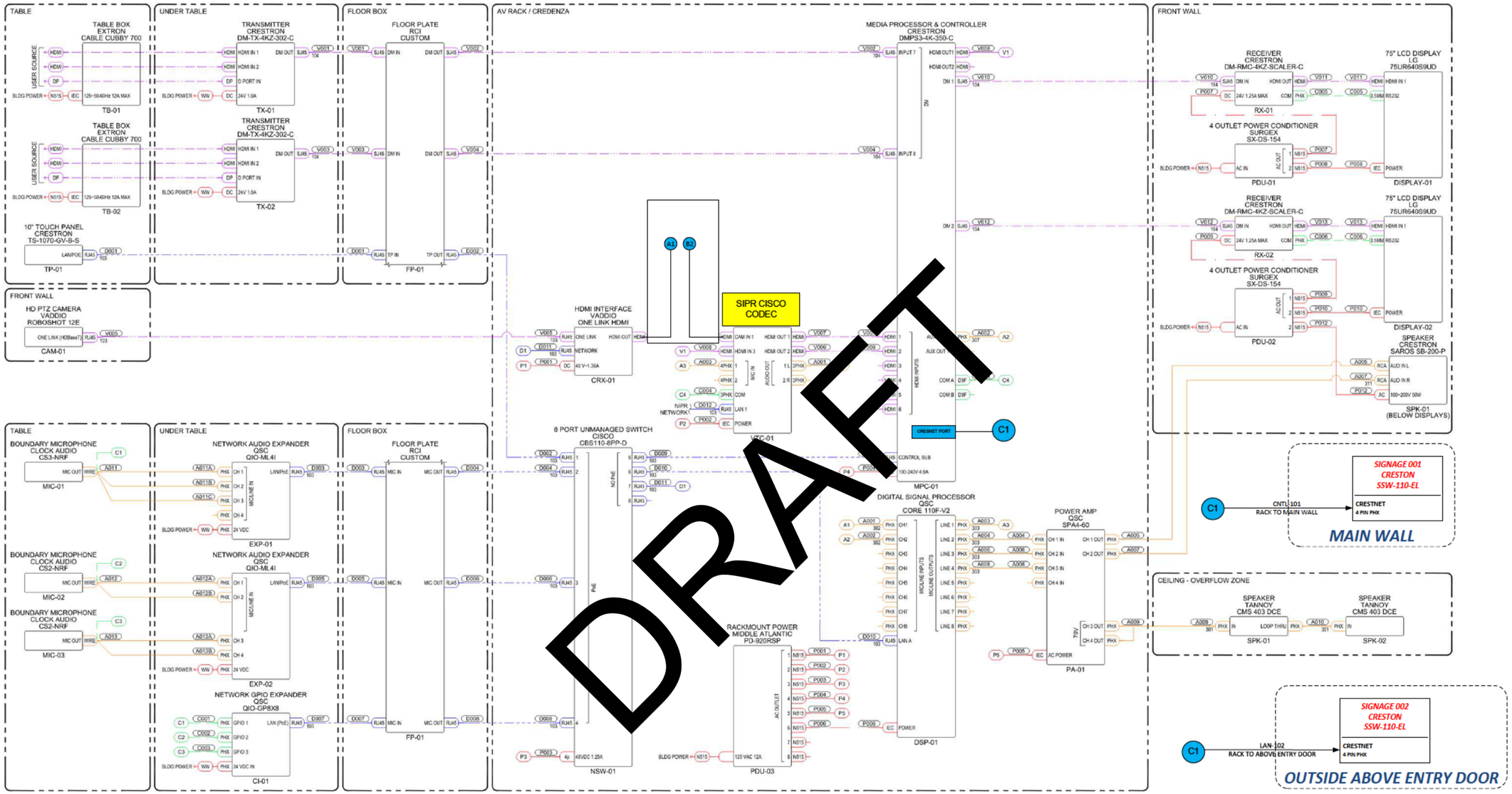

1 HQ - CONFERENCE ROOM - ROOM 105
AV SINGLE LINE DIAGRAM
SCALE:NTS

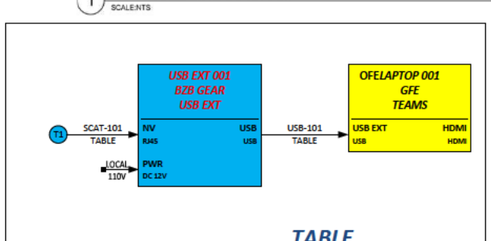

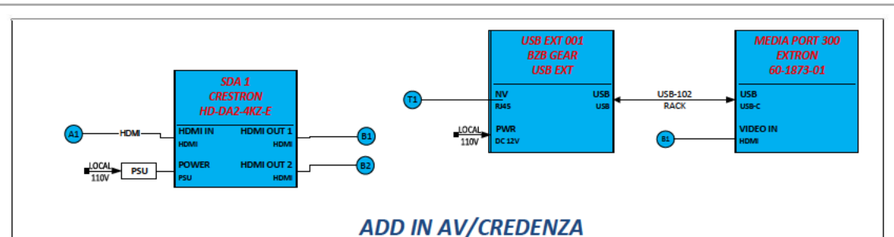

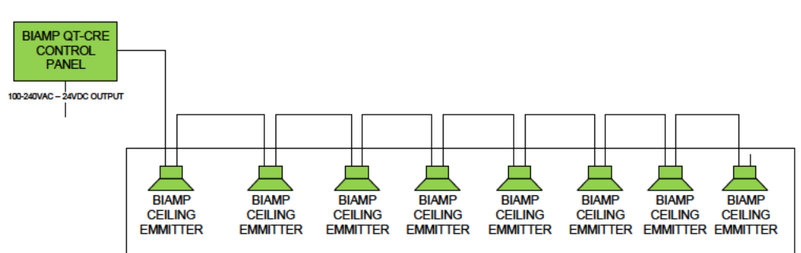

DRAWING TITLE

BLDG 2002 RM 105
VIDEO & AUDIO

DRAWING NUMBER

AV1125

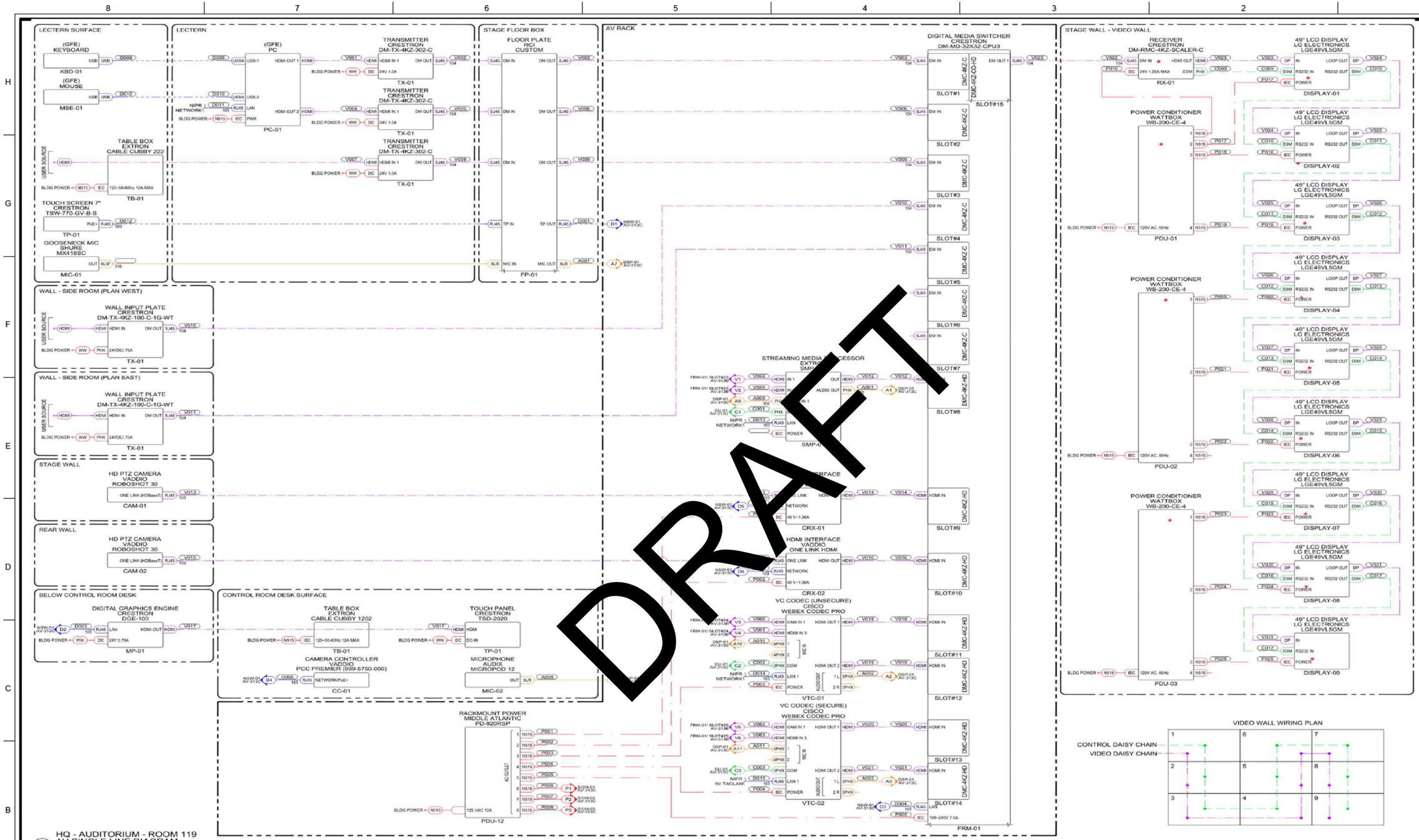

1 HQ - AUDITORIUM - ROOM 119
AV SINGLE LINE DIAGRAM
SCALE:NTS

DRAWING TITLE

BLDG 2002 RM 119

DRAWING NUMBER

AV1127-1

28 of 33

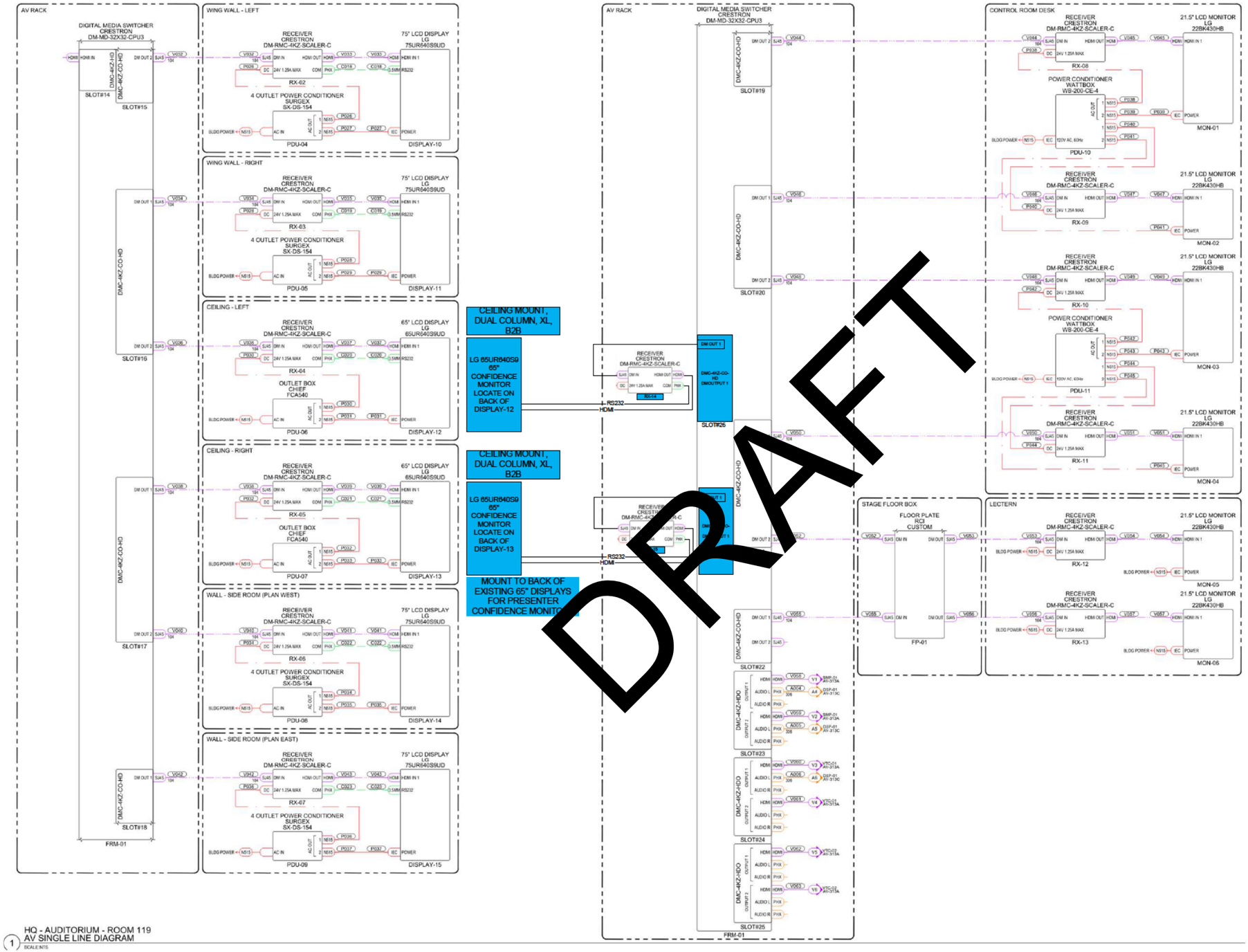

DRAFT

1 HQ - AUDITORIUM - ROOM 119
AV SINGLE LINE DIAGRAM
SCALE:NTS

DRAWING TITLE

DRAWING NUMBER
AV1127-2

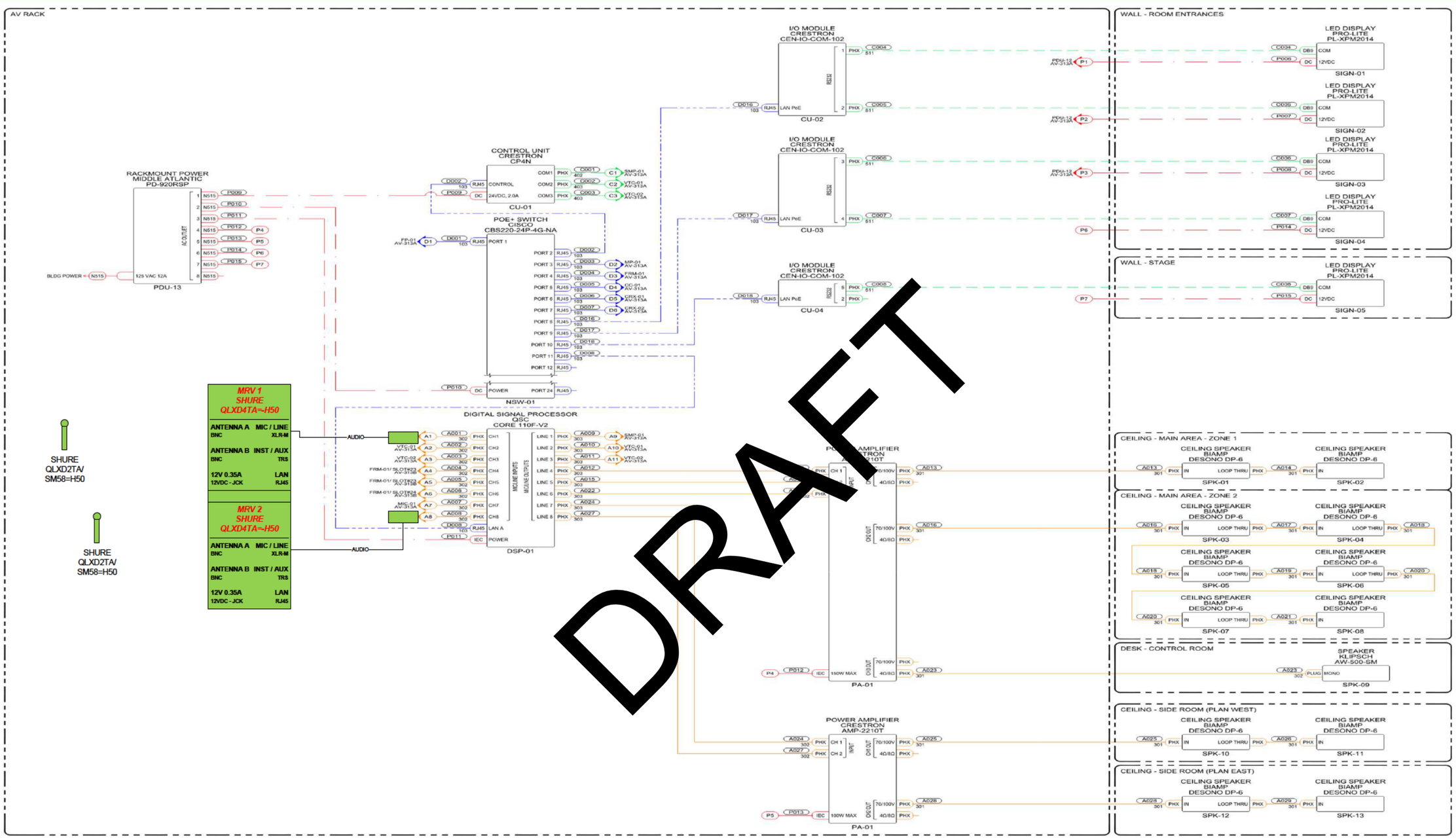

1 HQ - AUDITORIUM - ROOM 119
AV SINGLE LINE DIAGRAM
SCALE: NTS

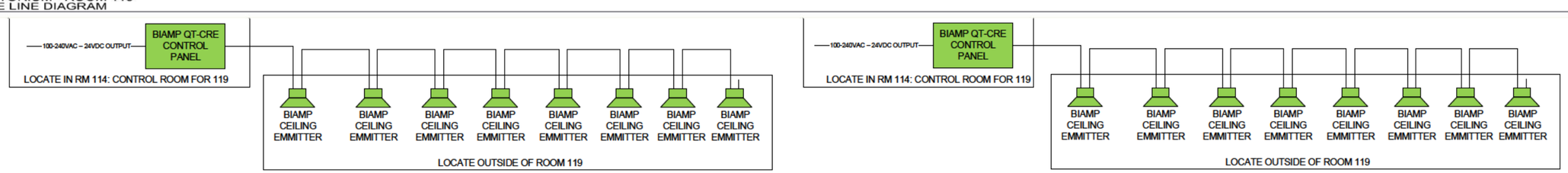

DRAWING TITLE

DRAWING NUMBER
AV1127-3

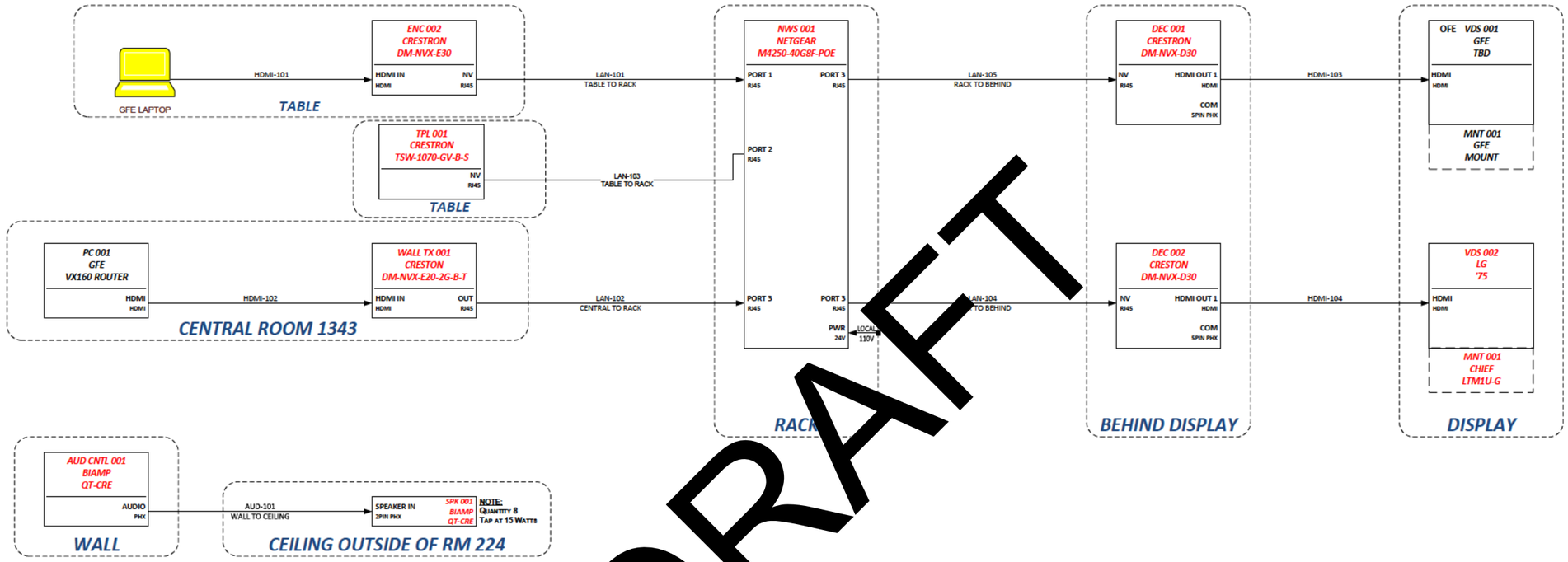

DRAFT

CABLE PULL

	#	FROM	TO	LABEL	CABLE TYPE
	1	TABLE	RACK	LAN-101	24-4P-P-L7ASH
Count					1
	2	CENTRAL	RACK	LAN-102	24-4P-P-L7ASH
Count					1
	3	TABLE	RACK	LAN-103	24-4P-P-L7ASH
Count					1
	4	RACK	BEHIND	LAN-104	24-4P-P-L7ASH
Count		RACK	BEHIND	LAN-105	24-4P-P-L7ASH
	5	WALL	CEILING	AUD-101	Existing
Count					1

DRAWING TITLE

BLDG 202 RM 224

DRAWING NUMBER

AV1128

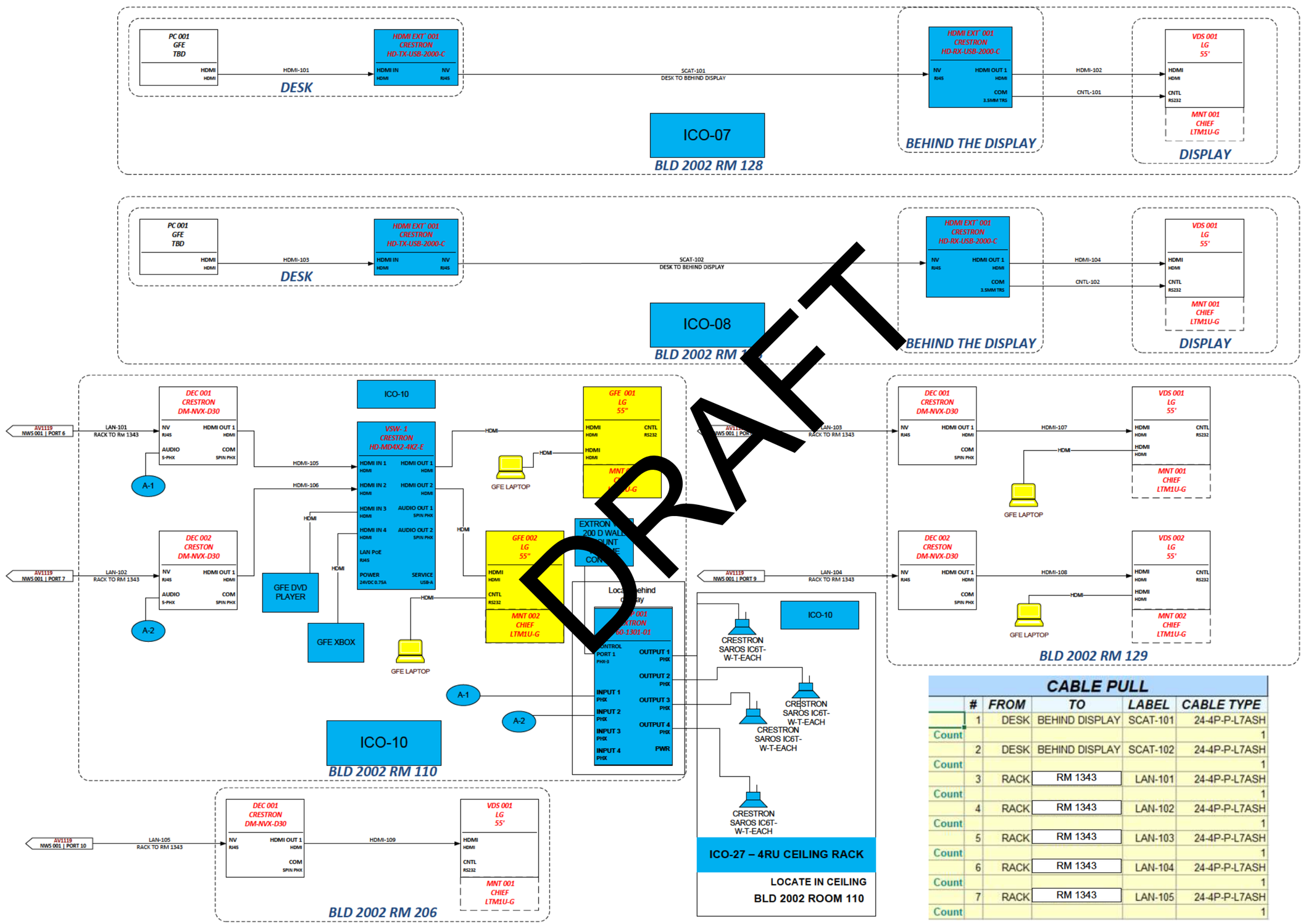

DRAFT

CABLE PULL

	#	FROM	TO	LABEL	CABLE TYPE
	1	DESK	BEHIND DISPLAY	SCAT-101	24-4P-P-L7ASH
Count					1
	2	DESK	BEHIND DISPLAY	SCAT-102	24-4P-P-L7ASH
Count					1
	3	RACK	RM 1343	LAN-101	24-4P-P-L7ASH
Count					1
	4	RACK	RM 1343	LAN-102	24-4P-P-L7ASH
Count					1
	5	RACK	RM 1343	LAN-103	24-4P-P-L7ASH
Count					1
	6	RACK	RM 1343	LAN-104	24-4P-P-L7ASH
Count					1
	7	RACK	RM 1343	LAN-105	24-4P-P-L7ASH
Count					1

DRAWING TITLE

BLDG 2002 SMALL SYSTEMS

DRAWING NUMBER

AV1129

ICO-27

24RU EQUIPMENT RACK
MIDDLE ATLANTIC PTRK-21MDK W/PLEXI & TOP

1	RACK HEADER		21
2	MIDDLE ATLANTIC PD-915R 9-OUTLET PWR CENTER		20
3	DSP BIAMP TESIRA FORTE AVB VT4		19
4	NWS NETGEAR M4250-26G4F-POE+ MANAGED SWITCH		18
5			17
6	CNTL CRESTON CP4		16
7	GFE CONTROL PROCESSOR		15
8	NWS NETGEAR M4250-26G4F-POE+ MANAGED SWITCH		14
9			13
10	CODEC CISCO CS-CODEC-PRO-K9++ SIPR		12
11			11
12	ENC 003 CRESTON DM-NVX-E30	ENC 004 CRESTON DM-NVX-E30	10
13			9
14	DEC 003 CRESTON DM-NVX-D30	DEC 004 CRESTON DM-NVX-D30	8
15			7
16	EXTRON MEDIA PORT 300	NWS BIAMP TERISA CONNECT TC-5	6
17			5
18			4
19			3
20			2
21	MIDDLE ATLANTIC PD-915R 9OUT,15A,RCKMNT POWER CEN		1

RACK ACCESSORIES
1 SURGEX SA-82-AR IP ENBLD 2 OUTLT 8A INCLD

1 EQUIPMENT RACK AV RACK 1 RM 207
SCALE: NTS

GFE EQUIPMENT RACK

1	RACK HEADER		21
2			20
3			19
4			18
5			17
6			16
7			15
8			14
9	DEC 003 CRESTON DM-NVX-D30	DEC 004 CRESTON DM-NVX-D30	13
10	GFE SIPR CODEC		12
11	ENC 003 CRESTON DM-NVX-E30	ENC 004 CRESTON DM-NVX-E30	11
12	NWS NETGEAR M4250-26G4F-POE+ MANAGED SWITCH		10
13			9
14	EXTRON MEDIA PORT 300	ENC 005 CRESTON DM-NVX-D30	8
15	GFE CONTROL PROCESSOR		7
16			6
17			5
18			4
19			3
20			2
21			1

LOCATE GFE CREDENZA

2 EQUIPMENT RACK AV RACK 1 RM 10
SCALE: NTS

GFE EQUIPMENT RACK

1	ENC 003 CRESTON DM-NVX-E30	DEC 003 CRESTON DM-NVX-D30	21
2	GFE SIP CODEC-001		20
3	ENC 004 CRESTON DM-NVX-E30	DEC 004 CRESTON DM-NVX-D30	19
4	ENC 007 CRESTON DM-NVX-E30	DEC 007 CRESTON DM-NVX-D30	18
5	SI CO 2		17
6	ENC 008 CRESTON DM-NVX-E	DEC 008 STON DM-NVX-D30	16
7			15
8			14
9	003 CR N DM-NVX-D30	DEC CRESTON DM-NVX-D30	13
10			12
11			11
12	NWS NETGEAR M 26G4F-POE+ MANAGED SWITCH		10
13			9
14	EXT T 300	DEC 011 CRESTON DM-NVX-D30	8
15	GFE CONTROL PROCESSOR		7
16	ENC 009 CRESTON DM-NVX-E30	DEC 011 CRESTON DM-NVX-D30	6
17	TS CODEC 002		5
18	ENC 010 CRESTON DM-NVX-E30	DEC 010 CRESTON DM-NVX-D30	4
19	ENC 005 CRESTON DM-NVX-E30	DEC 005 CRESTON DM-NVX-D30	3
20	TS CODEC 001		2
21	ENC 006 CRESTON DM-NVX-E30	DEC 006 CRESTON DM-NVX-D30	1

3 EQUIPMENT RACK AV RACK 1 RM 227
SCALE: NTS

24RU EQUIPMENT RACK
MIDDLE ATLANTIC 24SP/26D WALLRK W/PLE

1	RACK HEADER	24
2		23
3		22
4	NWS NETGEAR 24X1G POE+ 300W 2X1G AND 4XSFP	21
5		20
6	CNTL CRESTON CP4	19
7		18
8		17
9		16
10		15
11		14
12		13
13		12
14		11
15		10
16		9
17	GFE EQUIPMENT MODEL	8
18		7
19		6
20		5
21		4
22		3
23		2
24		1

4 EQUIPMENT RACK AV RACK 1 RM 114
SCALE: NTS

QLXD4TA=-H50	QLXD4TA=-H50
GFE EXISTING RACK SYSTEM WILL BE USED TO HOUSE EXISITING AND NEW EQUIPMENT	

5 EQUIPMENT RACK AV RACK 1 RM 119
SCALE: NTS

DRAFT

[redacted]

DRAWING TITLE
SYSTEM 1
AV RACK ELEVATION

DRAWING NUMBER
AV1130