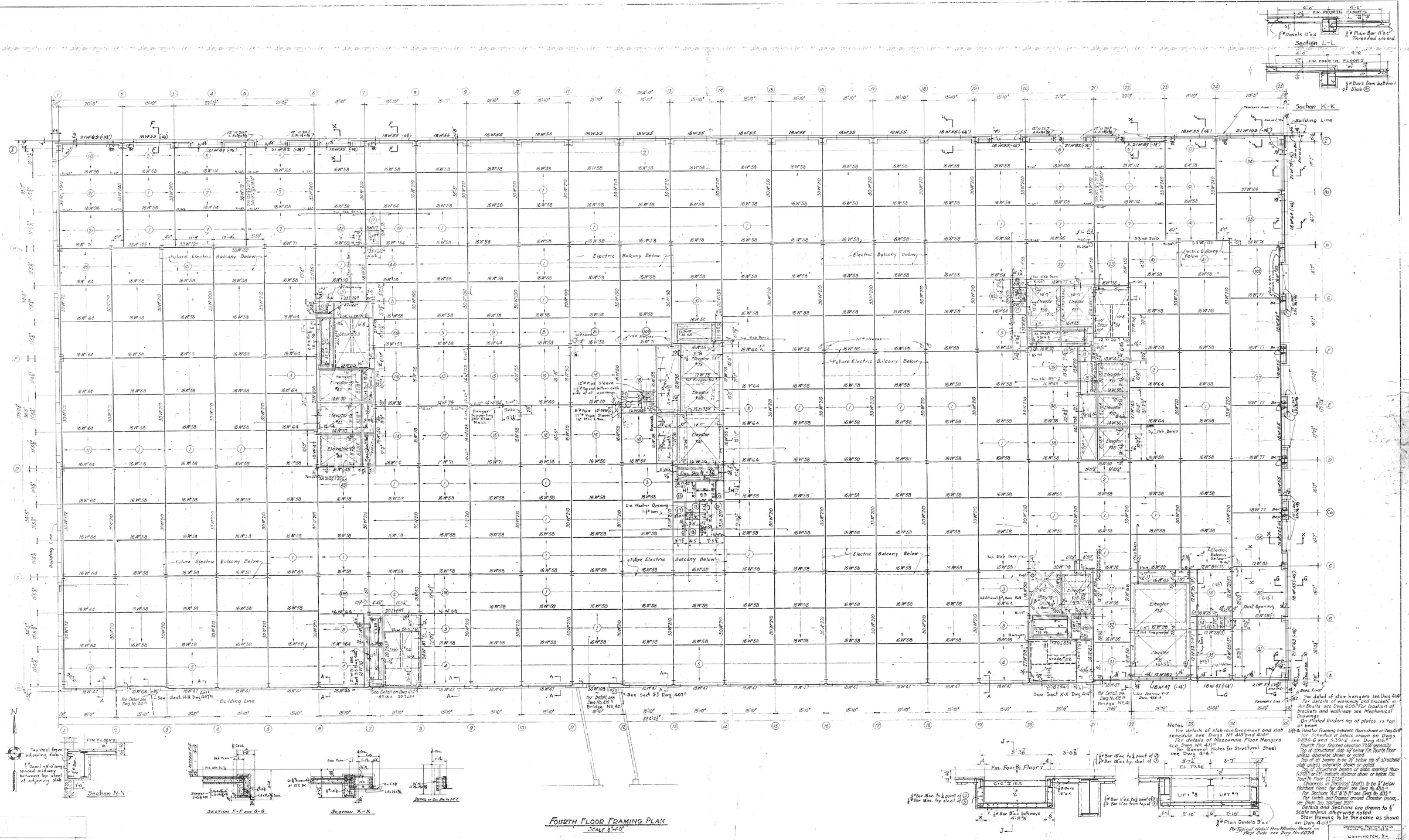

FOURTH FLOOR FRAMING PLAN
SCALE 1/8"=1'-0"

Notes
For details of slab reinforcement and slab schedule see Dwgs No 413 and 414
For details of Mezzanine Floor Hangers see Dwg No 411
For General Notes for Structural Steel see Dwg. 414
For detail of stair hangers see Dwg 414
For details of walkway and brackets in Air Shafts see Dwg 405 For location of brackets and walkway see Mechanical Drawings
On Plated Girders top of plates is top of beam
Lift & Elevator Framing between floors shown on Dwg. 414
For Schedule of Details shown on Dwgs. 3-390-G and 3-391-E see Dwg. 416
Fourth Floor finished elevation 77.56 generally.
Top of structural slab 6½" below Fin. Fourth Floor unless otherwise shown or noted.
Top of all beams to be 2½" below top of structural slab unless otherwise shown or noted.
Top of structural beams or slabs marked thus (+2.9½") or (-5") indicate distance above or below Fin. Fourth Floor El. 77.56
Channels in Electrical Shafts to be ¾" below finished floor. For detail see Dwg. No. 403
For Sections "A-A" & "B-B" see Dwg. No. 403
For Lintels and Frames around Elevator Doors, see Dwgs. Nos. 206 and 207
Details and Sections are drawn to ½" scale unless otherwise noted.
Stair framing to be the same as shown on Dwg 403

For Typical detail thru Window Heads on Plast Side see Dwg. No. 407-A

GOVERNMENT PRINTING OFFICE
BUNDY BUILDING, NO. 3
WASHINGTON, D.C.
Model: CES
Drafting: 4/6/38
J.J. Sunden
Approved: 4/8/38

BLDG. 3	FLOOR 4	FILE NO. 14	SHEET 5

No. 404-A

PLAN AT COL I5
PLAN AT COL I9 (OPP HAND)

PLAN AT COL I9A
PLAN AT COL I5 (OPP HAND)

Property Line

Building Line

Future Electric Balcony Below

Electric Balcony Below

Fin. 3rd Floor

MONORAIL HANGER
SCALE 1/4"=1'0"

Section G-G
Scale 1"=1'0"

Typical for South Wall
Section A-A
Scale 1"=1'0"

SECTION BETWEEN COLS A25 & A25
A25 & C25, H25 & I25, I5 & I5, E7 & I7
AND I23 & I25

SECTION BETWEEN COLS C25 & D25
F25 & H25, I9 & I9, I7 & I23

Camber over 3'0 openings
Openings over 3'0 to 6'0 camber 1/4"
For Trusses Dwgs. No. 4044 & 4045
Camberand angles may be cut at joints.

PLAN AT COL I1

THIRD FLOOR FRAMING PLAN
SCALE 1/8"=1'0"

Note Plates to be either riveted or welded to Channels.

TYPICAL DETAIL FOR ELECTRICAL SHAFTS
Scale 1/2"=1'0"

DETAIL AT DOORS
SCALE 1"=1'0"

SECTION Z-Z
Scale 1"=1'0"

PLAN AT COL A24
PLAN AT COLS T1 & T10
SIMILAR TO A24

PLAN AT COL A25
PLAN AT COL E25 OPP HAND
AND AS SHOWN

DETAIL AT COLUMNS
B25 C25 D25 G25 H25 I25
Scale 1/2"=1'0"

Notes

Third Floor finishes elevation 61.55' generally This is structural slab 03" below Tile Third Floor unless otherwise shown or noted.

Top of all beams to be 1/2" below top of structural slab unless otherwise shown or noted.

Top of structural beams or slabs marked thus (T3) or (T9) indicate distance above or below Fin. Third Floor 71.65'.

Channels in Electrical Shafts to be 5" below finished floor.

For Lintels and Trimmer around Elevator Doors, see Dwg. No. 403-A.

For Schedule of Details shown on Dwg. 2380-G and S-3915 see Dwg. 410.

See Dwg. 404 for Sect. N-N.

For General Notes for structural steel see Dwg. 417.

For detail of stair hangers see Dwg. 416 and Dwg. 413.

For Typical Details of Window Heads in West Wall see Dwg. No. 407-A.

For details of slab reinforcement and slab schedule see Dwgs. No. 413 & 414.

For details of Mezzanine Floor Hangers see Dwg. No. 411.

For framing between floors for Lift & Elevators see Dwg. 414.

For Plated Girders top of plates is top of beam.

For details of walkway and brackets in Air Shafts see Dwg. 405.

For location of brackets and walkway see Mechanical Drawings.

Supervising Architect's Office
Treasury Building, N.W.
Washington, D.C.
Dept. of Justice
Drawn Hagel 4/8/38
Traced Lindsten 4/8/38
Checked
Approved

No. 403-A

BLDG. 3 | FLOOR 3 | FILE NO. 14 | SHEET 4

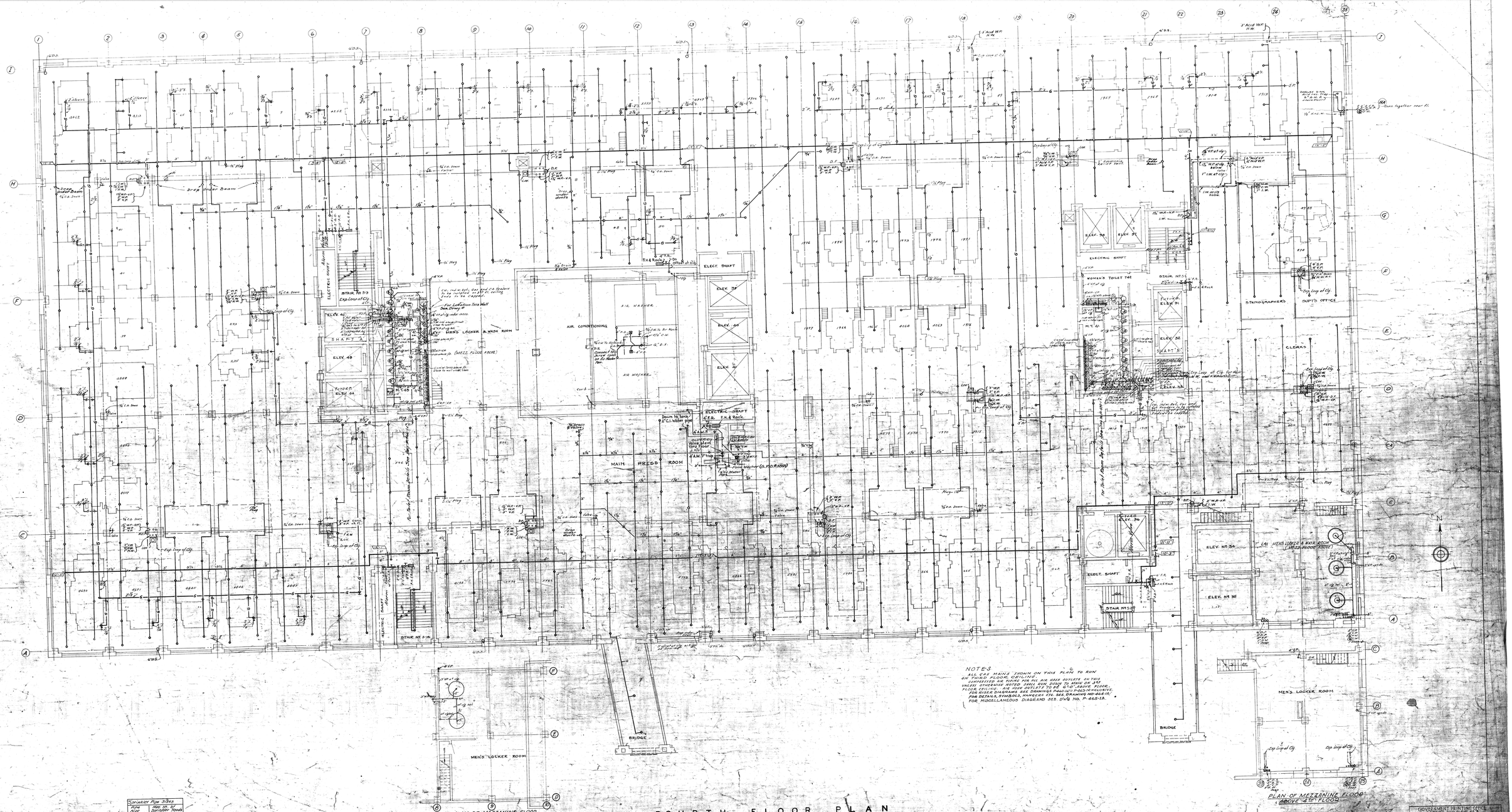

NOTES

ALL GAS MAINS SHOWN ON THIS PLAN TO RUN ON THIRD FLOOR CEILING.
COMPRESSED AIR FIRING FOR ALL AIR HOSE OUTLETS ON THIS UNLESS OTHERWISE NOTED SHALL RUN DOWN TO MAIN ON 3RD FLOOR CEILING. AIR HOSE OUTLETS TO BE 6'-0" ABOVE FLOOR.
FOR RISER DIAGRAMS SEE DRAWINGS P-460-1 & P-463-1 INCLUSIVE.
FOR DETAILS, SYMBOLS, HANGERS ETC. SEE DRAWING NO. 464-1A.
FOR MISCELLANEOUS DIAGRAMS SEE DWG NO. P-465-1A.

PLAN OF MEZZANINE FLOOR ABOVE 4th FLOOR

FOURTH FLOOR PLAN

Scale 1/8" = 1'-0"

PLAN OF MEZZANINE FLOOR ABOVE 4th FLOOR

PLUMBING

Sprinkler Pipe Sizes	
Pipe Size	Max. No. of Sprinkler Heads
1/4"	1
1"	2
1 1/4"	3
1 1/2"	5
2"	10
2 1/2"	20
3"	36
3 1/2"	55

TREASURY DEPARTMENT
PROCUREMENT DIVISION
C. J. PEOPLES
DIRECTOR OF PROCUREMENT
PUBLIC BUILDINGS BRANCH
W. E. REYNOLDS, ASSISTANT DIRECTOR OF PROCUREMENT

GOVERNMENT PRINTING OFFICE
BUILDING ANNEX BUILDING No 3
CITY WASHINGTON, D.C.
DESIGN BY [illegible] DATE [illegible]
CHECKED BY [illegible] DATE [illegible]

No. P-454-1-A

Section G-G
Scale ¾"=1'-0"

Detail G
Scale - ¾"=1'-0"
Similar details for BR-63 of 6th Fl. except no tile fill. See Sect A-A.

Section B-B
Scale ¾"=1'-0"

Section A-A
Scale ¾"=1'-0"

Detail F
Scale - ¾"=1'-0"

Typical connection where bridge bridges on existing frame for bridge columns at present building

Detail E
Scale ¾"=1'-0"
Typical for all spandrel beams bridges on Col. line "A" except at roof and 2nd. floor only between Obs. BR and BR2. Roof leads end of beams.

Typical section thru jamb of Bridge windows
Scale ¾"=1'-0"
Details for steel "H" similar. See Arch. Dwgs. for window headings.

Plan
TYPICAL EXPANSION JOINT
Scale ¾"=1'-0"

Section 3-3

Section thru parapet on Col. line "C" of BR-BE
Scale ¾"=1'-0"
Similar for BE-33

Section 4-4

Section 1-1
Scale ¾"=1'-0"

Detail "C"
Scale ¾"=1'-0"
Typical of all floor levels of present building for wing plates, bolts, expansion joints and new reinforcing steel

Detail "D"
Scale ¾"=1'-0"
Parts not shown same as for detail "C"

Roof Plan - Bridge # BE20 (Roof level)
Roofing shown over tops of beams. Bottom of rough slab at top of beams. Elev. top of rough slab = 188.00

8th Floor Plan - Bridge # BE02
Rough slab has uniform slope from South to North only. Top of rough slab at south end = 188.00 Top of rough slab at north end = 178.00

Plan at Horizontal Bracing "H8" - (1st floor level)
& Spring fronting for bracing "H8" on longitudinal Col. line "A" - at 6th Fl. level. See Arch. Dwg. 114.49 - at 6th Fl. level.

Roof Plan (4th Fl. level) - Bridge # BE 23
Bar arrangement same as BE 21 (4th Fl. level)

Roof Plan - Bridge # BE 03 (4th Fl. level)

Roof Plan - Bridge # BE 02 (2nd Fl. level)
Bar arrangement same as BE 03 (4th Fl. level)

Roof Plan - Bridge # BE 72 (2nd Fl. level)
Bar arrangement same as BE 03 (4th Fl. level)

Roof Plan - Bridge # BE 01 (Roof level)
Bar arrangement same as BE 03 (4th Fl. level)

Roof Plan - Bridge # BE-71 (4th Fl. level)

3rd Floor Plan - Bridge # BE-33
Bar arrangement same as for BE-02

6th Floor Plan - Bridge # BE-03

3rd, 4th & 5th Floor Plan - Bridges # BE 22, BE 21, BE 03
Bar arrangement for BE 22 & BE 03 shown above. Arrangement for BE 21 same as shown for BE-03, except see leads on Col. line D as per BE-03

6th & 7th Floor Plan - Bridges # BE 02 & BE 72
Bar arrangement for BE 02 shown above. Arrangement for BE 72 same as shown for BE-02, except see leads on Col. line D as per BE-03

8th Floor Plan - Bridge # BE 01
Rough slab has uniform slope same as BE 20 of 8th Floor.

3rd, 4th, 5th, 6th & 7th Floor Plan - Bridges # BE 31, BE 41, BE 51, BE 61 & BE 71

Section A-A
Typical for all bridges.
See Arch. Dwg. # 106 & 108 for slate roof, insulation, roof fill, dimensions & details.
Concrete parapets to extend a minimum of 6" into new building. All horizontal bars hooked into spandrel beams. See Arch. Dwgs for variations at 8th Floor level. Roof insulation to be continuous from parapet to parapet, protection where exposed to weather and where noted.
Cut present Terra Cotta & brick work of old building for vertical joints and bridge tops where necessary.

Section thru Jackson Alley looking South
Scale - ¾"=1'-0"

Longitudinal Section thru Jackson - Alley - Looking South
Scale - ¾"=1'-0"

Framing Plan over Jackson Alley - (2nd Fl. Level)
Scale - ¾"=1'-0"

PRESENT BUILDING.

PRESENT BUILDING.

Jackson Alley

Notes
Verify measurements of present building site. See Dwgs # 4 & 5 and other typical details and general notes.
Columns B5 to B11 incl. are designed for future 10 ton crane.
See Dwg. # 4 & 5 for details of crane between bridges BE 21 & BE 22.
See Dwgs # 4 & 5 for typical for sizes and location of spandrel beams from Col. B1 to Col. B25. See Dwg # 4 & 5 for sizes of bridge and crane columns on "I" line. See Works. Dwg # 4 & 5 for details of resetting present trusses over Jackson Alley.
Elevations shown thus (+61.) indicate distances of tops of steel beams above or below finished floor line. Horizontal bracing marked "H" not required to be fireproofed. Elevations shown thus (+61.) indicate distances of tops of rough slab above or below top of beams.

TREASURY DEPARTMENT
PROCUREMENT DIVISION
U.S. PUBLIC BUILDINGS ADMINISTRATION
PUBLIC BUILDINGS BRANCH
W. E. REYNOLDS, ASSISTANT COMMISSIONER FOR PROCUREMENT
LOUIS A. SIMON, SUPERVISING ARCHITECT — NEAL A. MELICK, ASSISTANT SUPERVISING ARCHITECT
APPROVED: [illegible] ACTING SUPERVISING ARCHITECT
R. C. BROOKS, CHIEF, DIVISION OF DESIGN
[illegible] CHIEF, DRAFTING ROOM

BLDG. - 3 | FLOOR - M&C | FILE NO. - 14 | SHEET - 16

GOVERNMENT PRINTING OFFICE
Navy Building No. 3
WASHINGTON, D.C.
Drawn by E.R.N. Oct. 1936
Traced by Y.N. Date 5/2/38
No 415-A

SLAB SCHEDULE

Mark	Thickness	N & S Bars Middle Band	N & S Bars Marginal Bands	N & S Bars Top	E & W Bars Middle Band	E & W Bars Marginal Bands	E & W Bars Top	Lower Layer of Bars at Center	Notes
1	6½"	½"φ-6½"o.c.	½"φ-8½"o.c.	½"φ-11"o.c.	½"φ-10"o.c.	½"φ-10"o.c.	½"φ-18"o.c.	N&S	
2	6½"	½"φ-6"o.c.	½"φ-8"o.c.	½"φ-11"o.c.	½"φ-6½"o.c.	Free End ½"φ-6½"o.c. Fixed End ½"φ-8½"o.c.	½"φ-10"o.c.	N&S	
3	6½"	½"φ-5½"o.c.	Free End ½"φ-5½"o.c. Fixed End ½"φ-7"o.c.	½"φ-9"o.c.	½"φ-9"o.c.	½"φ-12"o.c.	½"φ-18"o.c.	N&S	
4	6½"	½"φ-5½"o.c.	Free End ½"φ-5½"o.c. Fixed End ½"φ-7"o.c.	½"φ-9"o.c.	½"φ-7½"o.c.	Free End ½"φ-7½"o.c. Other End ½"φ-10"o.c.	½"φ-11"o.c.	N&S	
5	6½"	½"φ-6½"o.c.	½"φ-8½"o.c.	½"φ-11"o.c.	½"φ-6½"o.c.	North ½"φ-9"o.c. South ½"φ-6½"o.c.	½"φ-11"o.c.	N&S	
6	7"	⅝"φ-6"o.c.	⅝"φ-8"o.c.	⅝"φ-11"o.c.	½"φ-7"o.c.	North ½"φ-7"o.c. South ½"φ-9½"o.c.	½"φ-10"o.c.	N&S	
7	7"	⅝"φ-7"o.c.	⅝"φ-9"o.c.	⅝"φ-11"o.c.	½"φ-10"o.c.	½"φ-10"o.c.	½"φ-18"o.c.	N&S	
8	6½"	½"φ-8"o.c.	½"φ-10"o.c.	½"φ-11"o.c.	½"φ-12"o.c.	½"φ-12"o.c.	½"φ-18"o.c.	N&S	
9	6½"	½"φ-7"o.c.	½"φ-9½"o.c.	½"φ-9"o.c.	½"φ-10"o.c.	½"φ-10"o.c.	½"φ-18"o.c.	N&S	
10	7½"	½"φ-6½"o.c.	½"φ-8½"o.c.	½"φ-11"o.c.	½"φ-7"o.c.	North ½"φ-7"o.c. South ½"φ-9½"o.c.	⅝"φ-12"o.c.	N&S	
11	6½"	½"φ-5½"o.c.	West ½"φ-5½"o.c. East ½"φ-7"o.c.	⅝"φ-11"o.c.	½"φ-11"o.c.	½"φ-11"o.c.	½"φ-18"o.c.	N&S	
12	6½"	½"φ-5"o.c.	West ½"φ-5"o.c. East ½"φ-6½"o.c.	⅝"φ-11"o.c.	½"φ-7½"o.c.	South ½"φ-7½"o.c. North ½"φ-10"o.c.	½"φ-11"o.c.	N&S	
13	6½"	½"φ-12"o.c.	½"φ-12"o.c.	½"φ-11"o.c.	½"φ-12"o.c.	½"φ-12"o.c.	½"φ-18"o.c.	N&S	For modification of Top Steel for adjoining slabs see plans.
14	6½"	½"φ-10"o.c.	½"φ-10"o.c.	½"φ-11"o.c.	½"φ-9½"o.c.	½"φ-12"o.c.	½"φ-9"o.c.	N&S	
15	7½"	½"φ-5"o.c.	½"φ-7"o.c.	½"φ-9"o.c.	⅝"φ-6"o.c.	⅝"φ-8"o.c.	⅝"φ-9"o.c.	N&S	
16	6½"	½"φ-7½"o.c.	½"φ-10"o.c.	½"φ-11"o.c.	½"φ-6"o.c.	½"φ-8"o.c.	⅝"φ-9"o.c.	N&S	
17	6½"	½"φ-12"o.c.	½"φ-12"o.c.	½"φ-11"o.c.	½"φ-12"o.c.	½"φ-12"o.c.	Bars from adjacent slabs	N&S	
18	6½"	½"φ-12"o.c.	½"φ-12"o.c.	½"φ-11"o.c.	½"φ-8"o.c.	½"φ-8"o.c.	½"φ-9"o.c.	N&S	
19	6½"	½"φ-10"o.c.	½"φ-10"o.c.	½"φ-11"o.c.	½"φ-10"o.c.	½"φ-10"o.c.	½"φ-12"o.c.	N&S	
20	7"	⅝"φ-6½"o.c.	West ⅝"φ-6½"o.c. East ⅝"φ-8½"o.c.	⅝"φ-11"o.c.	½"φ-6½"o.c.	North ½"φ-6½"o.c. South ½"φ-9"o.c.	½"φ-12"o.c.	N&S	
21	7"	⅝"φ-6½"o.c.	West ⅝"φ-6½"o.c. East ⅝"φ-8½"o.c.	⅝"φ-11"o.c.	½"φ-10"o.c.	½"φ-10"o.c.	½"φ-18"o.c.	N&S	
22	7"	⅝"φ-6½"o.c.	⅝"φ-8½"o.c.	⅝"φ-11"o.c.	½"φ-5"o.c.	South ½"φ-5"o.c. North ½"φ-6½"o.c.	⅝"φ-12"o.c.	N&S	
23	6½"	½"φ-12"o.c.	½"φ-12"o.c.	½"φ-11"o.c.	½"φ-7"o.c.	South ½"φ-7"o.c. North ½"φ-9"o.c.	½"φ-9"o.c.	N&S	
24	9"	⅝"φ-5"o.c.	East ⅝"φ-5"o.c. West ⅝"φ-6½"o.c.	⅝"φ-8"o.c.	⅝"φ-6"o.c.	North ⅝"φ-6"o.c. South ⅝"φ-8"o.c.	⅝"φ-12"o.c.	N&S	
25	9"	⅝"φ-6"o.c.	East ⅝"φ-6"o.c. West ⅝"φ-8"o.c.	⅝"φ-8"o.c.	½"φ-6"o.c.	½"φ-8"o.c.	½"φ-9"o.c.	N&S	
26	7½"	⅝"φ-7"o.c.	West ⅝"φ-9"o.c. East ⅝"φ-7"o.c.	⅝"φ-10"o.c.	½"φ-6"o.c.	½"φ-8"o.c.	⅝"φ-12"o.c.	N&S	
27	7½"	⅝"φ-6"o.c.	West ⅝"φ-8"o.c. East ⅝"φ-6"o.c.	⅝"φ-10"o.c.	½"φ-6"o.c.	½"φ-8"o.c.	⅝"φ-12"o.c.	N&S	
28	6½"	½"φ-10"o.c.	½"φ-10"o.c.	None	½"φ-12"o.c.	½"φ-12"o.c.	½"φ-18"o.c.	N&S	Top bars from adjoining slabs to continue as shown on plans
29	6½"	½"φ-6"o.c.	½"φ-6"o.c.	½"φ-10"o.c.	½"φ-12"o.c.	½"φ-12"o.c.	½"φ-18"o.c.	N&S	
30	6½"	½"φ-8½"o.c.	West ½"φ-11"o.c. East ½"φ-8½"o.c.	½"φ-11"o.c.	½"φ-9½"o.c.	½"φ-12"o.c.	½"φ-12"o.c.	N&S	
31	6½"	½"φ-7"o.c.	East ½"φ-7"o.c. West ½"φ-9½"o.c.	½"φ-11"o.c.	½"φ-5½"o.c.	North ½"φ-7½"o.c. South ½"φ-5½"o.c.	½"φ-11"o.c.	N&S	
32	6½"	½"φ-7"o.c.	½"φ-7"o.c.	½"φ-12"o.c.	½"φ-10"o.c.	½"φ-12"o.c.	½"φ-20"o.c.	N&S	
33	6½"	½"φ-7"o.c.	½"φ-7"o.c.	½"φ-12"o.c.	½"φ-8"o.c.	North ½"φ-10"o.c. South ½"φ-8"o.c.	½"φ-16"o.c.	N&S	
34	6½"	½"φ-12"o.c.	½"φ-12"o.c.	Bars from 35 and 36	½"φ-12"o.c.	½"φ-12"o.c.	½"φ-24"o.c.	N&S	
35	6½"	½"φ-12"o.c.	½"φ-12"o.c.	½"φ-18"o.c.	½"φ-10"o.c.	½"φ-10"o.c.	½"φ-11"o.c.	N&S	
36	6½"	½"φ-12"o.c.	½"φ-12"o.c.	½"φ-18"o.c.	½"φ-10"o.c.	½"φ-10"o.c.	½"φ-18"o.c.	N&S	
37	6½"	½"φ-6"o.c.	½"φ-8"o.c.	⅝"φ-11"o.c.	½"φ-5"o.c.	South ½"φ-5"o.c. North ½"φ-6½"o.c.	⅝"φ-12"o.c.	N&S	
38	6½"	½"φ-10"o.c.	½"φ-10"o.c.	½"φ-16"o.c.	½"φ-12"o.c.	½"φ-12"o.c.	½"φ-18"o.c.	N&S	
39	6½"	½"φ-9"o.c.	½"φ-9"o.c.	½"φ-16"o.c.	½"φ-9"o.c.	½"φ-9"o.c.	½"φ-12"o.c.	N&S	
40	7"	½"φ-5½"o.c.	West ½"φ-5½"o.c. East ½"φ-7½"o.c.	⅝"φ-11"o.c.	½"φ-10"o.c.	½"φ-10"o.c.	½"φ-18"o.c.	N&S	
41	7"	½"φ-7"o.c.	½"φ-9½"o.c.	½"φ-11"o.c.	½"φ-10"o.c.	0"o.c.	½"φ-18"o.c.	N&S	
42	6½"	½"φ-6½"o.c.	½"φ-8"o.c.	½"φ-11"o.c.	½"φ-8½"o.c.	North ½"φ-11"o.c. South ½"φ-8½"o.c.	½"φ-12"o.c.	N&S	
43	6½"	½"φ-7"o.c.	½"φ-9 o.c.	½"φ-11"o.c.	½"φ-8½"o.c.	North ½"φ-8½"o.c. South ½"φ-11"o.c.	½"φ-12"o.c.	N&S	
44	6½"	½"φ-6½"o.c.	½"φ-6½"o.c.	½"φ-11"o.c.	½"φ-9½"o.c.	North ½"φ-9½"o.c. South ½"φ-12"o.c.	½"φ-12"o.c.	N&S	
45	6½"	½"φ-12"o.c.	½"φ-12"o.c.	½"φ-11"o.c.	½"φ-8"o.c.	½"φ-8"o.c.	½"φ-18"o.c.	N&S	
46	6½"	½"φ-12"o.c.	½"φ-12"o.c.	½"φ-11"o.c.	½"φ-12"o.c.	½"φ-12"o.c.	½"φ-13"o.c.	N&S	
47	6½"	½"φ-8"o.c.	West ½"φ-10"o.c. East ½"φ-8"o.c.	½"φ-11"o.c.	½"φ-10"o.c.	½"φ-12"o.c.	⅝"φ-18"o.c.	N&S	
48	6½"	½"φ-12"o.c.	½"φ-12"o.c.	½"φ-11"o.c.	½"φ-7"o.c.	½"φ-7"o.c.	½"φ-18"o.c.	N&S	
49	6½"	½"φ-6"o.c.	West ½"φ-8½"o.c. East ½"φ-6"o.c.	½"φ-11"o.c.	½"φ-8"o.c.	North ½"φ-8"o.c. South ½"φ-10"o.c.	⅝"φ-18"o.c.	N&S	
50	6½"	½"φ-6½"o.c.	½"φ-8"o.c.	½"φ-11"o.c.	½"φ-9½"o.c.	South ½"φ-9½"o.c. North ½"φ-12"o.c.	½"φ-18"o.c.	N&S	
51	6½"	½"φ-6"o.c.	½"φ-8"o.c.	½"φ-11"o.c.	½"φ-7½"o.c.	North ½"φ-7½"o.c. South ½"φ-10"o.c.	½"φ-12"o.c.	N&S	
52	6½"	½"φ-6½"o.c.	East ½"φ-6½"o.c. West ½"φ-8½"o.c.	½"φ-11"o.c.	½"φ-10"o.c.	½"φ-12"o.c.	½"φ-18"o.c.	N&S	
53	6½"	½"φ-8½"o.c.	East ½"φ-8½"o.c. West ½"φ-11"o.c.	½"φ-11"o.c.	½"φ-9½"o.c.	½"φ-12"o.c.	½"φ-18"o.c.	N&S	
54	6½"	½"φ-12"o.c.	½"φ-12"o.c.	½"φ-22"o.c.	½"φ-12"o.c.	½"φ-12"o.c.	½"φ-18"o.c.	N&S	
55	6½"	½"φ-9"o.c.	½"φ-12"o.c.	½"φ-11"o.c.	½"φ-8"o.c.	South ½"φ-8"o.c. North ½"φ-10"o.c.	⅝"φ-18"o.c.	N&S	
56	6½"	½"φ-12"o.c.	½"φ-12"o.c.	½"φ-22"o.c.	½"φ-8"o.c.	½"φ-10"o.c.	½"φ-8"o.c.	N&S	
57	6½"	½"φ-6½"o.c.	½"φ-8½"o.c.	½"φ-11"o.c.	½"φ-10"o.c.	½"φ-12"o.c.	½"φ-9"o.c.	N&S	
58	6½"	½"φ-5½"o.c.	East ½"φ-5½"o.c. West ½"φ-7½"o.c.	½"φ-9"o.c.	½"φ-9"o.c.	½"φ-12"o.c.	½"φ-18"o.c.	N&S	
59	6½"	½"φ-5½"o.c.	East ½"φ-5½"o.c. West ½"φ-7"o.c.	½"φ-9"o.c.	½"φ-7½"o.c.	South ½"φ-7½"o.c. North ½"φ-10"o.c.	½"φ-12"o.c.	N&S	
60	7"	½"φ-5"o.c.	½"φ-6½"o.c.	⅝"φ-11"o.c.	½"φ-10"o.c.	½"φ-10"o.c.	½"φ-12"o.c.	N&S	
61	6½"	½"φ-8½"o.c.	½"φ-8½"o.c.	½"φ-11"o.c.	½"φ-12"o.c.	½"φ-12"o.c.	½"φ-12"o.c.	N&S	
62	9½"	⅝"φ-6½"o.c.	⅝"φ-9"o.c.	⅝"φ-10"o.c.	⅝"φ-5½"o.c.	⅝"φ-7"o.c.	⅝"φ-8"o.c.	N&S	
63	9½"	⅝"φ-6½"o.c.	⅝"φ-9"o.c.	⅝"φ-11"o.c.	⅝"φ-5"o.c.	⅝"φ-7"o.c.	⅝"φ-8"o.c.	N&S	
64	6½"	½"φ-5½"o.c.	½"φ-7½"o.c.	⅝"φ-11"o.c.	½"φ-10"o.c.	½"φ-12"o.c.	½"φ-18"o.c.	N&S	
65	7"	½"φ-4½"o.c.	½"φ-6½"o.c.	⅝"φ-11"o.c.	½"φ-9½"o.c.	½"φ-12"o.c.	½"φ-18"o.c.	N&S	
66	7"	½"φ-5"o.c.	½"φ-6½"o.c.	⅝"φ-11"o.c.	½"φ-10"o.c.	½"φ-10"o.c.	½"φ-18"o.c.	N&S	
67	7"	⅝"φ-6½"o.c.	⅝"φ-9"o.c.	⅝"φ-11"o.c.	½"φ-5½"o.c.	South ½"φ-5½"o.c. North ½"φ-7"o.c.	½"φ-9"o.c.	N&S	
68	6½"	½"φ-9"o.c.	East ½"φ-9"o.c. West ½"φ-12"o.c.	½"φ-15"o.c.	½"φ-12"o.c.	½"φ-12"o.c.	½"φ-18"o.c.	N&S	
69	6½"	½"φ-9"o.c.	½"φ-12"o.c.	½"φ-15"o.c.	½"φ-12"o.c.	½"φ-12"o.c.	½"φ-18"o.c.	N&S	
70	6½"	½"φ-9"o.c.	½"φ-12"o.c.	½"φ-15"o.c.	½"φ-12"o.c.	½"φ-12"o.c.	½"φ-18"o.c.	N&S	
71	6½"	½"φ-6½"o.c.	½"φ-8½"o.c.	½"φ-15"o.c.	½"φ-8"o.c.	South ½"φ-8"o.c. North ½"φ-10"o.c.	½"φ-18"o.c.	N&S	
72	8"	⅝"φ-6½"o.c.	⅝"φ-9"o.c.	⅝"φ-10"o.c.	½"φ-6½"o.c.	½"φ-9"o.c.	½"φ-12"o.c.	N&S	
73	8"	⅝"φ-6½"o.c.	⅝"φ-6½"o.c.	⅝"φ-10"o.c.	½"φ-9"o.c.	½"φ-9"o.c.	½"φ-18"o.c.	N&S	
74	6½"	½"φ-12"o.c.	½"φ-12"o.c.	½"φ-15"o.c.	½"φ-7"o.c.	South ½"φ-7"o.c. North ½"φ-9"o.c.	½"φ-9"o.c.	N&S	
75	7"	½"φ-4½"o.c.	½"φ-6½"o.c.	⅝"φ-11"o.c.	½"φ-10"o.c.	½"φ-10"o.c.	½"φ-18"o.c.	N&S	
76	6½"	½"φ-12"o.c.	½"φ-12"o.c.	½"φ-11"o.c.	½"φ-6"o.c.	South ½"φ-6"o.c. North ½"φ-8½"o.c.	½"φ-9"o.c.	N&S	
77	6½"	½"φ-5½"o.c.	West ½"φ-5½"o.c. East ½"φ-7"o.c.	⅝"φ-11"o.c.	½"φ-12"o.c.	½"φ-12"o.c.	½"φ-18"o.c.	N&S	
78	8"	⅝"φ-6½"o.c.	⅝"φ-9"o.c.	⅝"φ-11"o.c.	½"φ-6½"φ	½"φ-9"o.c.	⅝"φ-12"o.c.	N&S	

Mark	Thickness	N & S Bars Middle Band	N & S Bars Marginal Bands	N & S Bars Top	E & W Bars Middle Band	E & W Bars Marginal Bands	E & W Bars Top	Lower Layer of Bars at Center	Notes
79	6½"	½"φ-5"o.c.	½"φ-5"o.c.	⅝"φ-11"o.c.	½"φ-10"o.c.	½"φ-12"o.c.	½"φ-18"o.c.	N&S	
80	9½"	⅝"φ-6"o.c.	East ⅝"φ-6"o.c. West ⅝"φ-8"o.c.	⅝"φ-10"o.c.	⅝"φ-6"o.c.	⅝"φ-8"o.c.	⅝"φ-8"o.c.	N&S	
81	6½"	½"φ-12"o.c.	½"φ-12"o.c.	½"φ-22"o.c.	½"φ-12"o.c.	½"φ-12"o.c.	½"φ-18"o.c.	N&S	
82	6½"	½"φ-7"o.c.	½"φ-7"o.c.	½"φ-11"o.c.	½"φ-10"o.c.	½"φ-12"o.c.	½"φ-18"o.c.	N&S	
83	6½"	½"φ-6½"o.c.	½"φ-8½"o.c.	½"φ-11"o.c.	½"φ-10"o.c.	½"φ-10"o.c.	½"φ-24"o.c.	N&S	
84	6½"	½"φ-5½"o.c.	½"φ-5½"o.c.	½"φ-11"o.c.	½"φ-12"o.c.	½"φ-12"o.c.	½"φ-24"o.c.	N&S	
85	7½"	½"φ-6"o.c.	½"φ-6"o.c.	⅝"φ-11"o.c.	½"φ-10"o.c.	½"φ-10"o.c.	½"φ-18"o.c.	N&S	
86	9"	½"φ-8"o.c.	½"φ-8"o.c.	½"φ-18"o.c.	½"φ-6"o.c.	½"φ-6"o.c.	⅝"φ-8"o.c.	N&S	
87	6½"	½"φ-7"o.c.	½"φ-7"o.c.	½"φ-11"o.c.	½"φ-6½"o.c.	South ½"φ-6½"o.c. North ½"φ-8"o.c.	½"φ-18"o.c.	N&S	
88	6½"	½"φ-7½"o.c.	½"φ-7½"o.c.	½"φ-11"o.c.	½"φ-12"o.c.	½"φ-12"o.c.	½"φ-18"o.c.	N&S	
89	6½"	½"φ-5½"o.c.	East ½"φ-5½"o.c. West ½"φ-7"o.c.	½"φ-9"o.c.	½"φ 9"o.c.	½"φ-12"o.c.	½"φ-18"o.c.	N&S	
90	6½"	½"φ-6½"o.c.	½"φ-8½"o.c.	⅝"φ-11"o.c.	½"φ-7"o.c.	North ½"φ-7"o.c. South ½"φ-9"o.c.	½"φ-12"o.c.	N&S	
91	6½"	½"φ-6"o.c.	½"φ-8"o.c.	⅝"φ-11"o.c.	½"φ-8½"o.c.	½"φ-11"o.c.	⅝"φ-18"o.c.	N&S	
92	6½"	½"φ-6½"o.c.	½"φ-8½"o.c.	⅝"φ-11"o.c.	½"φ-9½"o.c.	½"φ-12"o.c.	½"φ-18"o.c.	N&S	
93	6½"	½"φ-6½"o.c.	½"φ-8½"o.c.	⅝"φ-11"o.c.	½"φ-7"o.c.	South ½"φ-7"o.c. North ½"φ-9"o.c.	½"φ-18"o.c.	N&S	
94	7"	½"φ-8"o.c.	½"φ-11"o.c.	½"φ-11"o.c.	½"φ-7"o.c.	North ½"φ-7"o.c. South ½"φ-9½"o.c.	⅝"φ-12"o.c.	N&S	
95	6½"	½"φ-7"o.c.	½"φ-9½"o.c.	⅝"φ-11"o.c.	½"φ-9½"o.c.	½"φ-12"o.c.	⅝"φ-18"o.c.	N&S	
96	6½"	½"φ-11"o.c.	½"φ-11"o.c.	½"φ-11"o.c.	½"φ-8½"o.c.	½"φ-12"o.c.	½"φ-9"o.c.	N&S	
97	6½"	½"φ-7"o.c.	½"φ-9½"o.c.	½"φ-11"o.c.	½"φ-8"o.c.	South ½"φ-8"o.c. North ½"φ-10"o.c.	½"φ-9"o.c.	N&S	
98	6½"	½"φ-11"o.c.	½"φ-11"o.c.	½"φ-16"o.c.	½"φ-5½"o.c.	North ½"φ-5½"o.c. South ½"φ-7½"o.c.	½"φ-18"o.c.	N&S	
99	6½"	½"φ-12"o.c.	½"φ-12"o.c.	½"φ-16"o.c.	½"φ-7"o.c.	South ½"φ-7"o.c. North ½"φ-9½"o.c.	½"φ-18"o.c.	N&S	
100	9"	⅝"φ-6"o.c.	East ⅝"φ-6"o.c. West ⅝"φ-8"o.c.	⅝"φ-10"o.c.	⅝"φ-6"o.c.	South ⅝"φ-6"o.c. North ⅝"φ-8"o.c.	⅝"φ-9"o.c.	N&S	
101	9"	⅝"φ-6½"o.c.	East ⅝"φ-6½"o.c. West ⅝"φ-9"o.c.	⅝"φ-10"o.c.	½"φ-6"o.c.	½"φ-8"o.c.	½"φ-9"o.c.	N&S	
102	8"	⅝"φ-6½"o.c.	East ⅝"φ-6½"o.c. West ⅝"φ-8½"o.c.	⅝"φ-10"o.c.	½"φ-6½"o.c.	½"φ-8½"o.c.	½"φ-9"o.c.	N&S	
103	7½"	⅝"φ-7½"o.c.	East ⅝"φ-7½"o.c. West ⅝"φ-10"o.c.	⅝"φ-12"o.c.	½"φ-5½"o.c.	½"φ-7"o.c.	½"φ-9"o.c.	N&S	
104	7½"	⅝"φ-7½"o.c.	East ⅝"φ-7½"o.c. West ⅝"φ-10"o.c.	⅝"φ-12"o.c.	½"φ-6"o.c.	½"φ-8"o.c.	½"φ-9"o.c.	N&S	
105	6½"	½"φ-10"o.c.	½"φ-12"o.c.	⅝"φ 11"o.c.	½"φ-8"o.c.	½"φ-10"o.c.	½"φ-12"o.c.	N&S	
106	7"	½"φ-6½"o.c.	West ½"φ-9"o.c. East ½"φ-6½"o.c.	⅝"φ-11"o.c.	½"φ-9"o.c.	½"φ-9"o.c.	⅝"φ-12"o.c.	N&S	
107	6½"	½"φ-12"o.c.	½"φ-12"o.c.	½"φ-18"o.c.	½"φ-12"o.c.	½"φ-12"o.c.	½"φ-24"o.c.	N&S	
108	6½"	½"φ-9½"o.c.	½"φ-12"o.c.	½"φ-11"o.c.	½"φ-12"o.c.	½"φ-12"o.c.	½"φ-24"o.c.	N&S	
109	6½"	½"φ-7"o.c.	Free End ½"φ-7"o.c. Fixed End ½"φ-9½"o.c.	½"φ-11"o.c.	½"φ-12"o.c.	½"φ-12"o.c.	½"φ-18"o.c.	N&S	
110	9"	⅝"φ-5½"o.c.	⅝"φ-5½"o.c.	⅝"φ-11"o.c.	½"φ-6"o.c.	½"φ-6"o.c.	⅝"φ-10"o.c.	N&S	
111	6½"	½"φ-7"o.c.	West ½"φ-9½"o.c. East ½"φ-7"o.c.	½"φ-11"o.c.	½"φ-7½"o.c.	North ½"φ-7½"o.c. South ½"φ-10"o.c.	½"φ-8"o.c.	N&S	
112	6½"	½"φ-8½"o.c.	West ½"φ-11"o.c. East ½"φ-8½"o.c.	½"φ-11"o.c.	½"φ-9½"o.c.	½"φ-12"o.c.	½"φ-18"o.c.	N&S	
113	7½"	⅝"φ-6½"o.c.	West ⅝"φ-8"o.c. East ⅝"φ-6½"o.c.	½"φ-8"o.c.	½"φ-6½"o.c.	½"φ-8"o.c.	⅝"φ-18"o.c.	N&S	
114	6½"	½"φ-6"o.c.	West ½"φ-8"o.c. East ½"φ-6"o.c.	½"φ-8"o.c.	½"φ-8½"o.c.	½"φ-11"o.c.	½"φ-18"o.c.	N&S	
115	6½"	½"φ-7½"o.c.	West ½"φ-10"o.c. East ½"φ-7½"o.c.	½"φ-11"o.c.	½"φ-9½"o.c.	½"φ-12"o.c.	½"φ-18"o.c.	N&S	
116	6½"	½"φ-7½"o.c.	West ½"φ-10"o.c. East ½"φ-7½"o.c.	½"φ-11"o.c.	½"φ-8"o.c.	½"φ-10"o.c.	½"φ-18"o.c.	N&S	
117	6½"	½"φ-10½"o.c.	½"φ-12"o.c.	½"φ-18"o.c.	½"φ-12"o.c.	½"φ-12"o.c.	½"φ-18"o.c.	N&S	
118	6½"	½"φ-9½"o.c.	½"φ-12"o.c.	½"φ-12"o.c.	½"φ-12"o.c.	½"φ-12"o.c.	½"φ-18"o.c.	N&S	
119	6½"	½"φ-7½"o.c.	½"φ-10"o.c.	½"φ-12"o.c.	½"φ-12"o.c.	½"φ-12"o.c.	½"φ-18"o.c.	N&S	
120	6½"	½"φ-6"o.c.	½"φ-6"o.c.	⅝"φ-11"o.c.	½"φ-7½"o.c.	North ½"φ-9½"o.c. South ½"φ-7½"o.c.	½"φ-9"o.c.	N&S	
121	6½"	½"φ-6"o.c.	½"φ-6"o.c.	⅝"φ-11"o.c.	½"φ-5½"o.c.	½"φ-5½"o.c.	½"φ-9"o.c.	N&S	
122	6½"	⅝"φ-6"o.c.	⅝"φ-6"o.c.	⅝"φ-9"o.c.	½"φ-6"o.c.	North ½"φ-8"o.c. South ½"φ-6"o.c.	½"φ-9"o.c.	N&S	
123	7"	½"φ-4½"o.c.	Free End ½"φ-4½"o.c. Fixed End ½"φ-6"o.c.	⅝"φ-11 o.c.	½"φ-10"o.c.	½"φ-10"o.c.	½"φ-12"o.c.	N&S	
124	7"	½"φ-5½"o.c.	½"φ 7"o.c.	⅝"φ-11 o.c.	½"φ-7"o.c.	½"φ-9½"o.c.	½"φ-12"o.c.	N&S	
125	7"	½"φ-6½"o.c.	½"φ-9"o.c.	½"φ-11"o.c.	½"φ-7½"o.c.	South ½"φ-7½"o.c. North ½"φ-9"o.c.	½"φ-12"o.c.	N&S	
126	7"	½"φ-6½"o.c.	½"φ-9"o.c.	½"φ-11"o.c.	½"φ-10"o.c.	½"φ-10"o.c.	½"φ-16"o.c.	N&S	
127	7½"	½"φ-4½"o.c.	West ½"φ-4½"o.c. East ½"φ-6"o.c.	⅝"φ-11"o.c.	½"φ-9"o.c.	North ½"φ-9"o.c. South ½"φ-11"o.c.	½"φ-12"o.c.	N&S	
128	7½"	½"φ-4½"o.c.	West ½"φ-4½"o.c. East ½"φ-6"o.c.	⅝"φ-11"o.c.	½"φ-10"o.c.	½"φ-10"o.c.	½"φ-16"o.c.	N&S	
129	7"	½"φ-6"o.c.	West ½"φ-6"o.c. East ½"φ-8"o.c.	⅝"φ-11"o.c.	½"φ-10"o.c.	½"φ-10"o.c.	½"φ-16"o.c.	N&S	
130	7½"	½"φ-9"o.c.	½"φ-12"o.c.	½"φ-11"o.c.	½"φ-6½"o.c.	North ½"φ-6½"o.c. South ½"φ-8"o.c.	½"φ-12"o.c.	N&S	
131	7½"	½"φ-8"o.c.	½"φ-10"o.c.	½"φ-11"o.c.	½"φ-9"o.c.	½"φ-12"o.c.	½"φ-14"o.c.	N&S	
132	7½"	⅝"φ-5½"o.c.	⅝"φ-7"o.c.	⅝"φ-11"o.c.	½"φ-10"o.c.	½"φ-10"o.c.	½"φ-16"o.c.	N&S	
133	7½"	½"φ-5"o.c.	½"φ-6½"o.c.	⅝"φ-11"o.c.	½"φ-10"o.c.	½"φ-10"o.c.	½"φ-16"o.c.	N&S	
134	7"	½"φ-6½"o.c.	½"φ-9"o.c.	½"φ-11"o.c.	½"φ-10"o.c.	½"φ-10"o.c.	½"φ-16"o.c.	N&S	
135	7½"	½"φ-5"o.c.	½"φ-6½"o.c.	⅝"φ-9"o.c.	½"φ-7"o.c.	North ½"φ-7"o.c. South ½"φ-9"o.c.	½"φ-12"o.c.	N&S	
136	7½"	⅝"φ-6"o.c.	⅝"φ-8"o.c.	⅝"φ-9"o.c.	½"φ-10"o.c.	½"φ-10"o.c.	½"φ-16"o.c.	N&S	
137	7½"	⅝"φ-6"o.c.	⅝"φ-8"o.c.	⅝"φ-9"o.c.	½"φ-10"o.c.	½"φ-10"o.c.	½"φ-16"o.c.	N&S	
138	7"	½"φ-5½"o.c.	½"φ-7½"o.c.	½"φ-9"o.c.	½"φ-10"o.c.	½"φ-10"o.c.	½"φ-13"o.c.	N&S	
139	7"	½"φ-10"o.c.	½"φ-10"o.c.	½"φ-11"o.c.	½"φ-10"o.c.	½"φ-10"o.c.	½"φ-11"o.c.	N&S	
140	7"	½"φ-6½"o.c.	½"φ-9"o.c.	½"φ-11"o.c.	½"φ-10"o.c.	½"φ-10"o.c.	½"φ-16"o.c.	N&S	
141	7"	½"φ-5½"o.c.	½"φ-7½"o.c.	⅝"φ-11"o.c.	½"φ-10"o.c.	½"φ-10"o.c.	½"φ-11"o.c.	N&S	
142	6"	½"φ-10"o.c.	½"φ-10"o.c.	½"φ-11"o.c.	½"φ-11"o.c.	½"φ-12"o.c.	½"φ-14"o.c.	N&S	
143	6"	½"φ-12"o.c.	½"φ-12"o.c.	½"φ-11"o.c.	½"φ-11"o.c.	½"φ-12"o.c.	½"φ-16"o.c.	N&S	
144	7"	⅝"φ-4"o.c.	⅝"φ-6"o.c.	⅝"φ-11"o.c.	½"φ-6"o.c.	½"φ-8"o.c.	½"φ-11"o.c.	N&S	
145	8"	⅝"φ-6"o.c.	⅝"φ-8"o.c.	⅝"φ-11"o.c.	⅝"φ-7"o.c.	⅝"φ-9"o.c.	⅝"φ-11"o.c.	N&S	
146	7"	½"φ-6½"o.c.	½"φ-9"o.c.	½"φ-11"o.c.	½"φ-7"o.c.	½"φ-9½"o.c.	½"φ-11"o.c.	N&S	
147	8"	⅝"φ-6½"o.c.	⅝"φ-8½"o.c.	⅝"φ-11"o.c.	⅝"φ-7"o.c.	⅝"φ-9"o.c.	⅝"φ-11"o.c.	N&S	
148	7"	½"φ-10"o.c.	½"φ-10"o.c.	⅝"φ-13"o.c.	½"φ-10"o.c.	½"φ-10"o.c.	½"φ-18"o.c.	N&S	Reversed for 148a.
149	7"	½"φ-10 o.c.	½"φ-12 o.c.	⅝"φ-10"o.c.	½"φ-8"o.c.	½"φ-10"o.c.	⅝"φ-11"o.c.	N&S	
150	8"	⅝"φ-4½"o.c.	⅝"φ-6"o.c.	⅝"φ-10"o.c.	⅝"φ-7½"o.c.	⅝"φ-10"o.c.	⅝"φ-11"o.c.	N&S	
151	7"	½"φ-8"o.c.	Free End ½"φ-8"o.c. Fixed End ½"φ-11"o.c.	½"φ-11"o.c.	½"φ-7½"o.c.	North ½"φ-7½"o.c. South ½"φ-10"o.c.	½"φ-13"o.c.	N&S	
152	7"	½"φ-4½"o.c.	Free End ½"φ-4½"o.c. Fixed End ½"φ-6"o.c.	⅝"φ-10"o.c.	½"φ-10"o.c.	½"φ-10"o.c.	½"φ-18"o.c.	N&S	
153	7"	½"φ-5½"o.c.	Free End ½"φ-5½"o.c. Fixed End ½"φ-7"o.c.	⅝"φ-10"o.c.	½"φ-10"o.c.	½"φ-10"o.c.	½"φ-18"o.c.	N&S	
154	7"	½"φ-8½"o.c.	Free End ½"φ-8½"o.c. Fixed End ½"φ-11"o.c.	½"φ-11"o.c.	½"φ-8"o.c.	½"φ-10"o.c.	½"φ-16"o.c.	N&S	
155	7"	½"φ-7"o.c.	Free End ½"φ-7"o.c. Fixed End ½"φ-9½"o.c.	½"φ-11"o.c.	½"φ-8"o.c.	South ½"φ-8"o.c. North ½"φ-10"o.c.	½"φ-16"o.c.	N&S	
155	7"	½"φ-10"o.c.	½"φ-10"o.c.	½"φ-12"o.c.	½"φ-10"o.c.	½"φ-10"o.c.	½"φ-12"o.c.	N&S	
B1	6½"	½"φ-6"o.c.	½"φ-8"o.c.	½"φ-10"o.c.	½"φ-12"o.c.	½"φ-12"o.c.	½"φ-24"o.c.	E+W	Bridge slab - See plan Dwg. #415 - Extend top E+W bars across top Gas storage slabs where reqd.
B2	5½"	½"φ-10"o.c.	½"φ-12"o.c.	½"φ-18"o.c.	½"φ-12"o.c.	½"φ-12"o.c.	½"φ-24"o.c.	E+W	Bridge Roof slab - Sloping See details Dwg. #415
B3	6½"	½"φ-12"o.c.	½"φ-12"o.c.	½"φ-20"o.c.	½"φ-12"o.c.	½"φ-12"o.c.	½"φ-24"o.c.	E+W	Bridge slab - Thickness includes integral cement finish - Top bars 1¼" below fin. slab - See plan. Slope slabs.
B4	6½"	½"φ-8"o.c.	½"φ-8"o.c.	½"φ-6"o.c.	½"φ-8"o.c.	½"φ-8"o.c.	½"φ-6"o.c.	N+S	Gas storage slabs - See plan - Dwg. #415

Mark	Thickness	N & S Bars Middle Band	N & S Bars Marginal Bands	N & S Bars Top	E & W Bars Middle Band	E & W Bars Marginal Bands	E & W Bars Top	Lower Layer of Bars at Center	Notes
157	7"	½"φ-6"o.c.	West ½"φ-6"o.c. East ½"φ-8"o.c.	½"φ-11"o.c.	½"φ-7"o.c.	½"φ-9½"o.c.	½"φ-12"o.c.	N&S	
158	7"	½"φ-10"o.c.	½"φ-10"o.c.	½"φ-12"o.c.	½"φ-10"o.c.	½"φ-10"o.c.	½"φ-12"o.c.	N&S	
159	7"	½"φ-10"o.c.	½"φ-10"o.c.	½"φ-16"o.c.	½"φ-10"o.c.	½"φ-10"o.c.	½"φ-12"o.c.	N&S	
160	7"	½"φ-10"o.c.	½"φ-10"o.c.	½"φ-16"o.c.	½"φ-10"o.c.	½"φ-10"o.c.	½"φ-12"o.c.	N&S	
161	7"	½"φ-10"o.c.	½"φ-10"o.c.	½"φ-16"o.c.	½"φ-8½"o.c.	½"φ-11"o.c.	½"φ-12"o.c.	N&S	
162	7"	½"φ-10"o.c.	½"φ-10"o.c.	½"φ-16"o.c.	½"φ-10"o.c.	½"φ-10"o.c.	½"φ-12"o.c.	N&S	
164	7"	½"φ-10"o.c.	½"φ-10"o.c.	½"φ-16"o.c.	½"φ-10"o.c.	½"φ-12"o.c.	½"φ-18"o.c.	N&S	
165	7"	½"φ-10"o.c.	½"φ-10"o.c.	½"φ-16"o.c.	½"φ-10"o.c.	½"φ-10"o.c.	½"φ-18"o.c.	N&S	
166	7"	½"φ-10"o.c.	½"φ-10"o.c.	½"φ-16"o.c.	½"φ-10"o.c.	½"φ-10"o.c.	½"φ-12"o.c.	N&S	
167	7"	½"φ-6½"o.c.	½"φ-9"o.c.	½"φ-11"o.c.	⅝"φ-5½"o.c.	North ⅝"φ-5½"o.c. South ⅝"φ-7½"o.c.	⅝"φ-12"o.c.	N&S	
168	7"	½"φ-10"o.c.	½"φ-10"o.c.	½"φ-11"o.c.	½"φ-10"o.c.	½"φ-10"o.c.	½"φ-18"o.c.	N&S	
169	7"	½"φ-10"o.c.	½"φ-10"o.c.	½"φ-16"o.c.	½"φ-10"o.c.	½"φ-10"o.c.	½"φ-18"o.c.	N&S	
170	7"	⅝"φ-5"o.c.	West ⅝"φ-5"o.c. East ⅝"φ-7"o.c.	⅝"φ-10"o.c.	½"φ-10"o.c.	½"φ-10"o.c.	½"φ-18"o.c.	N&S	
171	7"	⅝"φ-6½"o.c.	West ⅝"φ-6½"o.c. East ⅝"φ-8½"o.c.	⅝"φ-10"o.c.	½"φ-10"o.c.	½"φ-10"o.c.	½"φ-18"o.c.	N&S	
172	7"	⅝"φ-6"o.c.	⅝"φ-8"o.c.	⅝"φ-10"o.c.	½"φ-5"o.c.	South ½"φ-5"o.c. North ½"φ-7"o.c.	⅝"φ-11"o.c.	N&S	
173	7"	½"φ-5½"o.c.	Free End ½"φ-5½"o.c. Fixed End ½"φ-7½"o.c.	⅝"φ-13"o.c.	½"φ-10"o.c.	½"φ-10"o.c.	½"φ-18"o.c.	N&S	
174	7"	½"φ-8"o.c.	East ½"φ-8"o.c. West ½"φ-11"o.c.	½"φ-11"o.c.	½"φ-10"o.c.	½"φ-10"o.c.	½"φ-18"o.c.	N&S	
175	7"	½"φ-8"o.c.	½"φ-10"o.c.	½"φ-11"o.c.	½"φ-9"o.c.	½"φ-10"o.c.	½"φ-18"o.c.		
176	7"	½"φ-6½"o.c.	½"φ-8½"o.c.	½"φ-11"o.c.	½"φ-9"o.c.	North ½"φ-9"o.c. South ½"φ-12"o.c.	½"φ-12"o.c.	N&S	
177	7"	½"φ-8"o.c.	½"φ-11"o.c.	½"φ-14"o.c.	½"φ-9"o.c.	North ½"φ-9"o.c. South ½"φ-12"o.c.	½"φ-18"o.c.	N&S	
178	7"	½"φ-9"o.c.	½"φ-10"o.c.	½"φ-12"o.c.	½"φ-10"o.c.	½"φ-10"o.c.	½"φ-18"o.c.	N&S	
179	7"	½"φ-7"o.c.	East ½"φ-7"o.c. West ½"φ-9½"o.c.	⅝"φ-13"o.c.	½"φ-10"o.c.	½"φ-10"o.c.	½"φ-18"o.c.	N&S	
180	7"	⅝"φ-7"o.c.	East ⅝"φ-7"o.c. West ⅝"φ-9½"o.c.	⅝"φ-13"o.c.	⅝"φ-7"o.c.	North ⅝"φ-7"o.c. South ⅝"φ-9½"o.c.	⅝"φ-12 o.c.	N&S	
181	7"	½"φ-6½"o.c.	½"φ-8½"o.c.	½"φ-11"o.c.	½"φ-9"o.c.	North ½"φ-9"o.c. South ½"φ-12"o.c.	⅝"φ-15"o.c.	N&S	
182	7"	½"φ-10"o.c.	½"φ-10"o.c.	½"φ-11"o.c.	½"φ-9"o.c.	½"φ-10"o.c.	⅝"φ-15"o.c.	N&S	
183	6½"	½"φ-4½"o.c.	½"φ-4½"o.c.	½"φ-8½"o.c.	½"φ-5"o.c.	South ½"φ-5"o.c. North ½"φ-6"o.c.	½"φ-7½"o.c.	N&S	
184	6½"	½"φ-5½"o.c.	½"φ-7"o.c.	½"φ-9"o.c.	½"φ-9"o.c.	½"φ-11"o.c.	½"φ-12"o.c.	N&S	
185	6½"	½"φ-5"o.c.	½"φ-5"o.c.	½"φ-8½"o.c.	½"φ-8½"o.c.	½"φ-11½"o.c.	½"φ-16"o.c.	N&S	
186	6½"	½"φ-12"o.c.	½"φ-12"o.c.	½"φ-18"o.c.	½"φ-12"o.c.	½"φ-12"o.c.	½"φ-20"o.c.	N&S	
187	6½"	½"φ-12"o.c.	½"φ-12"o.c.	½"φ-18"o.c.	½"φ-12"o.c.	½"φ-12"o.c.	½"φ-20"o.c.	N&S	
188	6½"	½"φ-9"o.c.	½"φ-9"o.c.	½"φ-18"o.c.	½"φ-8"o.c.	½"φ-8"o.c.	½"φ-16"o.c.	N&S	
189	6½"	½"φ-8"o.c.	½"φ-10"o.c.	½"φ-11"o.c.	½"φ-12"o.c.	½"φ-12"o.c.	½"φ-18"o.c.	N&S	
190	4"	½"φ-12"o.c.	½"φ-12"o.c.	½"φ-12"o.c.	½"φ-7"o.c.	½"φ-7"o.c.	½"φ-12"o.c.	E&W	
191	4"	½"φ-12"o.c.	½"φ-12"o.c.	½"φ-18"o.c.	½"φ-12"o.c.	½"φ-12"o.c.	½"φ-20"o.c.	E&W	
192	6½"	½"φ-4½"o.c.	½"φ-4½"o.c.	½"φ-8"o.c.	½"φ-7½"o.c.	½"φ-10"o.c.	½"φ-13"o.c.	N&S	
193	5"	½"φ-12"o.c.	½"φ-12"o.c.	½"φ-16"o.c.	½"φ-12"o.c.	½"φ-12"o.c.	½"φ-12"o.c.	N&S	
194	5"	½"φ-12"o.c.	½"φ-12"o.c.	½"φ-16"o.c.	½"φ-12"o.c.	½"φ-12"o.c.	½"φ-20"o.c.	N&S	
195	5"	½"φ-12"o.c.	½"φ-12"o.c.	½"φ-16"o.c.	½"φ-12"o.c.	½"φ-12"o.c.	½"φ-24"o.c.	N&S	
196	5"	½"φ-8"o.c.	West ½"φ-8"o.c. East ½"φ-11"o.c.	½"φ-12 o.c.	½"φ-12"o.c.	½"φ-12"o.c.	½"φ-16"o.c.	N&S	
197	5"	½"φ-10"o.c.	½"φ-12"o.c.	½"φ-16"o.c.	½"φ-10"o.c.	½"φ-10"o.c.	½"φ-16"o.c.	N&S	
198	5½"	½"φ-7"o.c.	½"φ-10"o.c.	½"φ-12"o.c.	½"φ-7"o.c.	South ½"φ-7"o.c. North ½"φ-10"o.c.	½"φ-12"o.c.	N&S	
199	5"	½"φ-9"o.c.	Free ½"φ-9"o.c. Fixed ½"φ-12"o.c.	½"φ-16"o.c.	½"φ-12"o.c.	½"φ-12"o.c.	½"φ-24"o.c.	N&S	
200	5"	½"φ-9"o.c.	½"φ-12"o.c.	½"φ-16"o.c.	½"φ-12"o.c.	½"φ-12"o.c.	½"φ-24"o.c.	N&S	
201	5"	½"φ-7"o.c.	½"φ-10"o.c.	½"φ-12"o.c.	½"φ-10"o.c.	½"φ-12"o.c.	½"φ-20"o.c.	N&S	
202	5"	½"φ-9"o.c.	East ½"φ-9"o.c. West ½"φ-12"o.c.	½"φ-16"o.c.	½"φ-12"o.c.	½"φ-12"o.c.	½"φ-20"o.c.	N&S	
203	5"	½"φ-9"o.c.	½"φ-12"o.c.	½"φ-16"o.c.	½"φ-12"o.c.	½"φ-12"o.c.	½"φ-12"o.c.	N&S	
204	5"	½"φ-10"o.c.	½"φ-12"o.c.	½"φ-16"o.c.	½"φ-12"o.c.	½"φ-12"o.c.	½"φ-10"o.c.	N&S	
205	5"	½"φ-9"o.c.	½"φ-12"o.c.	½"φ-16"o.c.	½"φ-12"o.c.	½"φ-12"o.c.	½"φ-16"o.c.	N&S	
206	5"	½"φ-9"o.c.	½"φ-12"o.c.	½"φ-16"o.c.	½"φ-12"o.c.	½"φ-12"o.c.	½"φ-24"o.c.	N&S	
207	5"	½"φ-12"o.c.	½"φ-12"o.c.	½"φ-12"o.c.	½"φ-12"o.c.	½"φ-12"o.c.	½"φ-24"o.c.	N&S	
208	5½"	½"φ-6"o.c.	Free ½"φ 6"o.c. Fixed ½"φ 7½"o.c.	½"φ-12"o.c.	½"φ-9"o.c.	½"φ-12"o.c.	½"φ-16"o.c.	N&S	
209	5½"	½"φ-7"o.c.	½"φ-10"o.c.	½"φ-12"o.c.	½"φ-6"o.c.	Free ½"φ-6"o.c. Fixed ½"φ-9"o.c.	½"φ-12"o.c.	N&S	
210	5½"	½"φ-7"o.c.	½"φ-10"o.c.	½"φ 12"o.c.	½"φ-8"o.c.	½"φ-11"o.c.	½"φ-16"o.c.	N&S	
211	5½"	½"φ-6"o.c.	East ½"φ-6"o.c. West ½"φ-8"o.c.	½"φ-12"o.c.	½"φ-9"o.c.	½"φ@12"o.c.S ½"φ@9"o.c.N	½"φ-12"o.c.	N&S	
212	5"	½"φ-10"o.c.	½"φ-12"o.c.	½"φ-16"o.c.	½"φ-12"o.c.	½"φ-12"o.c.	½"φ-16"o.c.	N&S	
213	5"	½"φ-12"o.c.	½"φ-12"o.c.	½"φ-24"o.c.	½"φ-12"o.c.	½"φ-12"o.c.	½"φ-24"o.c.	N&S	
214	5½"	½"φ-12"o.c.	½"φ-12"o.c.	½"φ-24"o.c.	½"φ-10"o.c.	½"φ-12"o.c.	½"φ-16"o.c.	N&S	
215	5"	½"φ-12"o.c.	½"φ-12"o.c.	½"φ- See Notes	½"φ-12"o.c.	½"φ-12"o.c.	½"φ- See Notes	N&S	See Plan for arrangement of Top bars.
216	5"	½"φ-12"o.c.	½"φ-12"o.c.	½"φ-12"o.c.	½"φ-10"o.c.	½"φ-12"o.c.	½"φ-12"o.c.	N&S	
217	5"	½"φ-12"o.c.	½"φ-12"o.c.	½"φ-16"o.c.	½"φ-12"o.c.	½"φ-12"o.c.	½"φ-24"o.c.	N&S	
218	5"	½"φ-12"o.c.	½"φ-12"o.c.	½"φ-16"o.c.	½"φ-12"o.c.	½"φ-12"o.c.	½"φ-12"o.c.	N&S	
219	5"	½"φ-12"o.c.	½"φ-12"o.c.	½"φ-16"o.c.	½"φ-7"o.c.	Free ½"φ-7"o.c. Fixed ½"φ-10"o.c.	½"φ-12"o.c.	N&S	
220	5"	½"φ-12"o.c.	½"φ-12"o.c.	½"φ-16"o.c.	½"φ-12"o.c.	½"φ-12"o.c.	½"φ-24"o.c.	N&S	
221	5"	½"φ-12"o.c.	½"φ-12"o.c.	½"φ-16"o.c.	½"φ-12"o.c.	½"φ-12"o.c.	½"φ-12"o.c.	N&S	
222	5"	½"φ-12"o.c.	½"φ-12"o.c.	½"φ-24"o.c.	½"φ-6 o.c.	½"φ 8"o.c.	½"φ-12"o.c.	N&S	See plan for arrangement of top bars.
223	5"	½"φ-12"o.c.	½"φ-12"o.c.	½"φ-12"o.c.	½"φ-9"o.c.	½"φ-12"o.c.	½"φ-16"o.c.	N&S	-do-
224	5"	½"φ-8"o.c.	½"φ-10"o.c.	½"φ-16"o.c.	½"φ-12"o.c.	½"φ-12"o.c.	½"φ-16"o.c.	N&S	
225	5"	½"φ-6"o.c.	Fr. End ½"φ-6"o.c. Fixed End ½"φ-8"o.c.	½"φ-12"o.c.	½"φ-12"o.c.	½"φ-12"o.c.	½"φ-24"o.c.	N&S	
226	5½"	⅝"φ-9"o.c.	East ⅝"φ-9"o.c. West ⅝"φ-12"o.c.	⅝"φ-16"o.c.	½"φ-8"o.c.	½"φ-11"o.c.	½"φ-16"o.c.	N&S	
227	5"	½"φ-9"o.c.	½"φ-12"o.c.	½"φ-16"o.c.	½"φ-12"o.c.	½"φ-12"o.c.	½"φ-16"o.c.	N&S	
228	5½"	⅝"φ-9"o.c.	East ⅝"φ-9"o.c. West ⅝"φ-12"o.c.	⅝"φ-16"o.c.	½"φ-7"o.c.	½"φ-10"o.c.	½"φ-12"o.c.	N&S	
229	6"	⅝"φ-9"o.c.	East ⅝"φ-9"o.c. West ⅝"φ-12"o.c.	⅝"φ-16"o.c.	½"φ-11"o.c.	½"φ-12"o.c.	½"φ-12"o.c.	N&S	
230	6"	⅝"φ-8"o.c.	East ⅝"φ-8"o.c. West ⅝"φ-11"o.c.	⅝"φ-12"o.c.	⅝"φ-8"o.c.	North ⅝"φ-8"o.c. South ⅝"φ-11"o.c.	⅝"φ-12"o.c.	N&S	
231	5½"	½"φ-9"o.c.	½"φ-12"o.c.	½"φ-16"o.c.	½"φ-10"o.c.	North ½"φ-10"o.c. South ½"φ-12"o.c.	⅝"φ-16"o.c.	N&S	
232	5"	½"φ-9"o.c.	½"φ-12"o.c.	½"φ-12"o.c.	½"φ-12"o.c.	½"φ-12"o.c.	½"φ-12"o.c.	N&S	
233	6"	⅝"φ-9"o.c.	East ⅝"φ-9"o.c. West ⅝"φ-12"o.c.	⅝"φ-16"o.c.	⅝"φ-10"o.c.	⅝"φ-12"o.c.-N. ⅝"φ-7"o.c.-S.	⅝"φ-12"o.c.	N&S	
234	5½"	½"φ-12"o.c.	½"φ-12"o.c.	½"φ-24"o.c.	½"φ-7"o.c.	South ½"φ-7"o.c. North ½"φ-10"o.c.	½"φ-12"o.c.	N&S	

Mark	Thickness	N & S Bars Middle Band	N & S Bars Marginal Bands	N & S Bars Top	E & W Bars Middle Band	E & W Bars Marginal Bands	E & W Bars Top	Lower Layer of Bars at Center	Notes
235	5½"	½"φ-7"o.c.	½"φ-10"o.c.	½"φ-12"o.c.	½"φ-6"o.c.	South ½"φ-6"o.c. North ½"φ-8"o.c.	½"φ-10"o.c.	N&S	
236	5"	½"φ-12"o.c.	½"φ-12"o.c.	½"φ-16"o.c.	½"φ-12"o.c.	½"φ-12"o.c.	½"φ-16"o.c.	N&S	
237	5"	½"φ-12"o.c.	½"φ-12"o.c.	½"φ-12"o.c.	½"φ-12"o.c.	½"φ-12"o.c.	½"φ-28"o.c.	N&S	
238	5"	½"φ-7"o.c.	½"φ-10"o.c.	½"φ-12"o.c.	½"φ-12"o.c.	½"φ-12"o.c.	½"φ-24"o.c.	N&S	
239	5"	½"φ-6"o.c.	½"φ-8"o.c.	½"φ-12"o.c.	½"φ-12"o.c.	½"φ-12"o.c.	½"φ-20"o.c.	N&S	
240	5"	½"φ-9"o.c.	½"φ-12"o.c.	½"φ-12"o.c.	½"φ-12"o.c.	½"φ-12"o.c.	½"φ-16"o.c.	N&S	
241	5"	½"φ-12"o.c.	½"φ-12"o.c.	½"φ-12"o.c.	½"φ-8"o.c.	South ½"φ-8"o.c. North ½"φ-11"o.c.	½"φ-16"o.c.	N&S	
242	5"	½"φ-7"o.c.	½"φ-10"o.c.	½"φ-12"o.c.	½"φ-12"o.c.	½"φ-12"o.c.	½"φ-20"o.c.	N&S	
243	5"	½"φ-7"o.c.	½"φ-10"o.c.	½"φ-12"o.c.	½"φ-7"o.c.	South ½"φ-7"o.c. North ½"φ-10"o.c.	½"φ-12"o.c.	N&S	
244	4"	½"φ-12"o.c.	½"φ-12"o.c.	½"φ-16"o.c.	½"φ-12"o.c.	½"φ-12"o.c.	½"φ-24"o.c.	N&S	Varies from 4" to 6" See Sec. P-P. on #408
245	5"	½"φ-7"o.c.	½"φ-10"o.c.	½"φ-12"o.c.	½"φ-12"o.c.	½"φ-12"o.c.	½"φ-24"o.c.	N&S	
246	5½"	½"φ-7"o.c.	½"φ-10"o.c.	½"φ-12"o.c.	½"φ-7"o.c.	½"φ-10"o.c.	½"φ-12"o.c.	N&S	
247	5"	½"φ-10"o.c.	½"φ-12"o.c.	½"φ-16"o.c.	½"φ-12"o.c.	½"φ-12"o.c.	½"φ-16"o.c.	N&S	
248	5"	½"φ-7"o.c.	East ½"φ-7"o.c. West ½"φ-10"o.c.	½"φ-10"o.c.	½"φ-12"o.c.	½"φ-12"o.c.	½"φ-16"o.c.	N&S	
249	5"	½"φ-8"o.c.	½"φ-11"o.c.	½"φ-12"o.c.	½"φ-12"o.c.	½"φ-12"o.c.	½"φ-24"o.c.	N&S	
250	5"	½"φ-6"o.c.	½"φ-6"o.c.	½"φ-12"o.c.	½"φ-7"o.c.	½"φ-10"o.c.	½"φ-12"o.c.	N&S	
251	5"	½"φ-12"o.c.	½"φ-12"o.c.	½"φ-12"o.c.	½"φ-12"o.c.	½"φ-12"o.c.	½"φ-24"o.c.	N&S	
252	5"	½"φ-8"o.c.	West ½"φ-8"o.c. East ½"φ-11"o.c.	½"φ-16"o.c.	½"φ-10"o.c.	½"φ-12"o.c.	½"φ-16"o.c.	N&S	
253	5"	½"φ-12"o.c.	½"φ-12"o.c.	½"φ-16"o.c.	½"φ-12"o.c.	½"φ-12"o.c.	½"φ-20"o.c.	N&S	
254	5½"	½"φ-7"o.c.	½"φ-10"o.c.	½"φ-12"o.c.	½"φ-6"o.c.	South ½"φ-6"o.c. North ½"φ-8"o.c.	½"φ-12"o.c.	N&S	
255	5"	½"φ-12"o.c.	½"φ-12"o.c.	½"φ-16"o.c.	½"φ-12"o.c.	½"φ-12"o.c.	½"φ-12"o.c.	N&S	
256	5"	½"φ-9"o.c.	½"φ-12"o.c.	½"φ-12"o.c.	½"φ-12"o.c.	½"φ-12"o.c.	½"φ-24"o.c.	N&S	
257	5"	½"φ-6"o.c.	West ½"φ-6"o.c. East ½"φ-8"o.c.	½"φ-12"o.c.	½"φ-12"o.c.	½"φ-12"o.c.	½"φ-20"o.c.	N&S	
258	5"	½"φ-9"o.c.	West ½"φ-9"o.c. East ½"φ-12"o.c.	½"φ-12"o.c.	½"φ-12"o.c.	½"φ-12"o.c.	½"φ-24"o.c.	N&S	
259	7½"	½"φ-6"o.c.	½"φ-8"o.c.	½"φ-11"o.c.	⅝"φ-6"o.c.	North ⅝"φ-8"o.c. South ⅝"φ-6"o.c.	⅝"φ-11"o.c.	N&S	
260	7"	½"φ-9"o.c.	½"φ 5"o.c.	½"φ-11"o.c.	⅝"φ-6"o.c.	North ⅝"φ-8"o.c. South ⅝"φ-6"o.c.	⅝"φ-11"o.c.	N&S	
261	7"	½"φ 9"o.c.	West ½"φ 9"o.c. East ½"φ-12"o.c.	½"φ 11"o.c.	⅝"φ-12"o.c.	⅝"φ-9"o.c.	⅝"φ-11"o.c.	N&S	
262	6	½φ-12"oc	½φ-12"oc	½φ-24"oc	½φ-12"oc	½φ-12"oc	½φ-18"oc	N&S	
263	6	½φ-12"oc	½φ-12"oc	½"-18oc	½φ-12"oc	½φ-12"oc	½φ-24"oc	N+S	
264	6½	½"φ-8"o.c	½"φ 8"o.c.	½φ-11"o.c	½"φ 7"o.c.	½"φ 9½"o.c.	½"φ-18"o.c.	N&S	
265	7"	½"φ-8"o.c	West ½"φ 8"o.c. East ½"φ 11"o.c.	½"φ-11"o.c.	½"φ 5½"o.c.	South ½"φ 5½"o.c. North ½"φ 7"o.c.	½"φ 9"o.c.	N&S	
266	7	½φ 8"oc	½φ-10"oc	½φ-11oc	½φ-11oc	½φ-11"oc	½φ-15"oc	N+S	
267	7	½"φ 9"oc	½φ-11"oc	½φ-11oc	½φ-11oc	½φ-11oc	½φ-15"oc	N+S	
268	6½	½"φ-9"o.c.	½"φ 12"o.c.	½"φ-11"o.c.	½"φ 6"o.c.	South ½"φ 6"o.c. North ½"φ 8"o.c.	½"φ 9"o.c.	N&S	
269	6½	½"φ-12"o.c.	½"φ-12"o.c.	½"φ-22"o.c.	½"φ 8"o.c.	South ½"φ 8"o.c. North ½"φ 12"o.c.	½"φ 18"o.c.	N&S	
270	6½	½"φ-10"oc	½"φ-12"o.c	½"φ-16"oc	½"φ-12"oc	½"φ-12"o.c.	½"φ-24"oc	E+W	Slab thickness includes integral cement finish - Top bars 1¼" min. below fin. slab. Top bars E+W to extend across top slab 510
271	6½	½"φ-8"oc	½"φ-10"oc	½"φ-14"oc	½"φ-6"oc	½"φ-8"oc	½"φ-10"oc	N+S	do. Top bars E+W to extend across top of slab 272
272	6½	½"φ-12"oc	½"φ-12"oc	½"φ-24"oc	½"φ-9"oc	½"φ-12"o.c.	½"φ-16"oc	N+S	do. Typical
273	6½	½"φ-12"oc	½"φ-12"o.c.	½"φ-16"oc	½"φ-8"oc	½"φ-10"o.c.	½"φ-12"oc	N+S	do. Top bars E+W to extend across top of slab 510
274	6½	½"φ-8"oc	½"φ-10"oc	½"φ-12"oc	½"φ-12"oc	½"φ-12"oc	½"φ-20"oc	E+W	do. Typical
275	6½	½"φ-12"oc	½"φ-12"oc	½"φ-12"oc	½"φ-12"oc	½"φ-12"o.c.	½"φ-20"oc	E+W	do. Top bars each way to extend across top 510 & 512 See plan
276	7½	⅝"φ 7"o.c.	East ⅝"φ 7"o.c. West ⅝"φ 9 o.c.	⅝"φ-12"o.c.	½"φ 6"o.c.	½"φ-8½"o.c.	½"φ-9"o.c.	N&S	
277	6½	½"φ-8"oc	East ½"φ-8"o.c. West ½"φ-10½"o.c.	½"φ-12"o.c.	½"φ-10"o.c.	½"φ-12"o.c.	½"φ-9"o.c.	N&S	
278	6½	½"φ-4½"o.c.	West ½"φ-4½"o.c. East ½"φ-6"o.c.	½"φ-11"o.c.	½"φ-7½"o.c.	Free ½"φ 7½"o.c. Fixed ½"φ 10"o.c.	½"φ-9"o.c.	N&S	
279	6½	½"φ-9"o.c.	½"φ-12"o.c.	½"φ-11"o.c.	½"φ-12"o.c.	½"φ-12"o.c.	½"φ 18"o.c.	N&S	
280	6½	½"φ-7½"o.c.	½"φ-7½"o.c.	½"φ-11"o.c.	½"φ-8½"o.c.	½"φ-11"o.c.	½"φ-15"o.c.	N&S	
281	7½	⅝"φ 7"o.c.	⅝"φ-9"o.c.	⅝"φ-11"o.c.	½"φ-5 o.c.	½"φ-7"o.c.	⅝"φ-12"o.c.	N&S	
282	6½	½"φ-9"o.c.	½"φ-9"o.c. ½"φ-12"o.c.	½"φ 12"o.c.	½"φ-6"o.c.	South ½"φ 6"o.c. North ½"φ-7½"o.c.	½"φ 9"o.c.	N&S	
283	6½	½"φ-5½"o.c.	½"φ-7½"o.c.	½"φ 11"o.c.	½"φ-7"o.c.	½"φ 9"o.c.	½"φ 9"o.c.	N&S	
284	6½	½"φ-7½"o.c.	½"φ 10"o.c.	½"φ-11"o.c.	½"φ-12"o.c.	½"φ-12"o.c.	½"φ-18"o.c.	N&S	
285	7½	⅝"φ-7½"o.c.	⅝"φ-10"o.c.	⅝"φ-11"o.c.	⅝"φ 7"o.c.	North ⅝"φ-7"o.c. South ⅝"φ-9"o.c.	⅝"φ-12"o.c.	N&S	
286	7½	⅝"φ-7½"o.c.	⅝"φ-10"o.c.	⅝"φ-11"o.c.	½"φ 6½"o.c.	½"φ-8½"o.c.	⅝"φ 12"o.c.	N&S	
287	6½	½"φ-6"o.c.	½"φ-8"o.c.	⅝"φ-11"o.c.	½"φ 12"o.c.	½"φ-12"o.c.	½"φ-18"o.c.	N&S	
288	7½	⅝"φ-7"o.c.	⅝"φ-9"o.c.	⅝"φ-11"o.c.	⅝"φ-9"o.c.	⅝"φ-9"o.c.	⅝"φ-12 o.c.	N&S	
289	7½	⅝"φ-7"o.c.	⅝"φ-9"o.c.	⅝"φ-11"o.c.	½"φ-7"o.c.	North ½"φ-7"o.c. South ½"φ-9"o.c.	⅝"φ-12"o.c.	N&S	
290	6½	½"φ-12"o.c.	½"φ-12"o.c.	½"φ-11"o.c.	½"φ-12"o.c.	½"φ-12"o.c.	½"φ-12"o.c.	N&S	
291	6½	½"φ-9½"o.c.	½"φ 9½"o.c.	½"φ-11"o.c.	½"φ-12"o.c.	½"φ-12"o.c.	½"φ-12"o.c.	N&S	
292	6½	⅝"φ-7½"o.c.	⅝"φ-7½"o.c.	⅝"φ-11"o.c.	½"φ-10"o.c.	½"φ-12"o.c.	½"φ-20"o.c.	N&S	
293	6½	½"φ 5½"o.c.	½"φ-7"o.c.	½"φ-11"o.c.	½"φ-7½"o.c.	Free ½"φ-7½"o.c. Fixed ½"φ-10"o.c.	½"φ-9"o.c.	N&S	
294	6½	½"φ-5½"o.c.	½"φ-7"o.c.	½"φ 11"o.c.	½"φ-7½"o.c.	Free ½"φ-7½"o.c. Fixed ½"φ-10"o.c.	½"φ-18"o.c.	N&S	
295	6½	½"φ-4½"o.c.	½"φ-6"o.c.	⅝"φ-11"o.c.	½"φ-6½"o.c.	½"φ-8½"o.c.	½"φ-9"o.c.	N&S	
296	7"	½"φ-4½"o.c.	½"φ-6"o.c.	⅝"φ-11"o.c.	½"φ-7"o.c.	½"φ 9½"o.c.	½"φ 9 o.c.	N&S	
297	6½	½"φ-5½"o.c.	East ½"φ-5½"o.c. West ½"φ-7½"o.c.	½"φ-11"o.c.	½"φ-12"o.c.	½"φ 12"o.c.	½"φ-9"o.c.	N&S	
298	6½	½"φ-11"o.c.	½"φ-11"o.c.	½"φ-22"o.c.	½"φ-12"o.c.	½"φ-12"o.c.	½"φ-18"o.c.	N&S	
299	6½	½"φ-8½"o.c.	East ½"φ-8½"o.c. West ½"φ-12"o.c.	½"φ-11"o.c.	½"φ-12"o.c.	½"φ-12"o.c.	½"φ-18"o.c.	N&S	
300	6½	½"φ-9"o.c.	East ½"φ 9"o.c. West ½"φ-12"o.c.	½"φ-11"o.c.	½"φ-12"o.c.	½"φ-12"o.c.	½"φ-18"o.c.	N&S	
301	7½	⅝"φ-5½"o.c.	⅝"φ 7½"o.c.	⅝"φ-11"o.c.	⅝"φ-5½"o.c.	South ⅝"φ-5½"o.c. North ⅝"φ-7"o.c.	⅝"φ-9"o.c.	N&S	
302	7½	½"φ-8"o.c.	½"φ-10"o.c.	½"φ-11 o.c.	½"φ-5"o.c.	½"φ-7"o.c.	⅝"φ-9"o.c.	N&S	
303	6½	½"φ-6"o.c.	½"φ-8"o.c.	⅝"φ-11"o.c.	½"φ-7 o.c.	½"φ-9½"o.c.	½"φ-18"o.c.	N&S	
304	6½	½"φ-5½"o.c.	West ½"φ 5½"o.c. East ½"φ 7"o.c.	½"φ-11"o.c.	½"φ-8½"o.c.	½"φ-11"o.c.	⅝"φ-18"o.c.	N&S	
305	6½	½"φ-5½"o.c.	West ½"φ 5½"o.c. East ½"φ 7"o.c.	⅝"φ-11"o.c.	½"φ-8½"o.c.	½"φ-11"o.c.	⅝"φ 18"o.c.	N&S	
306	6½	½"φ-7"o.c.	½"φ-9"o.c.	½"φ-11"o.c.	½"φ-7½"o.c.	North ½"φ-7½"o.c. South ½"φ-10"o.c.	½"φ-9"o.c.	N&S	
307	6½	½"φ-5½"o.c.	½"φ-7½"o.c.	½"φ-11"o.c.	½"φ-9½"o.c.	½"φ-12"o.c.	½"φ 18"o.c.	N&S	
308	6½	½"φ-5½"o.c.	½"φ-7½"o.c.	⅝"φ-11"o.c.	½"φ-9½"o.c.	½"φ-12"o.c.	½"φ-9"o.c.	N&S	
309	6½	½"φ-5½"o.c.	½"φ-7½"o.c.	½"φ-11"o.c.	½"φ-7½"o.c.	½"φ-10"o.c.	½"φ-9"o.c.	N&S	
310	6½	½"φ-7"o.c.	½"φ-9½"o.c.	½"φ-11"o.c.	½"φ-9"o.c.	½"φ-12"o.c.	½"φ-18"o.c.	N&S	
311	7"	½"φ-7"o.c.	West ½"φ-7"o.c. East ½"φ-9"o.c.	½"φ-11"o.c.	½"φ-5"o.c.	½"φ-7"o.c.	½"φ 9"o.c.	N&S	
312	6	½"φ-10"o.c.	½"φ-12"o.c.	½"φ-20"o.c.	½"φ-6"o.c.	South ½"φ-6"o.c. North ½"φ-8"o.c.	½"φ-12"o.c.	E&W	

Mark	Thickness	Reinforcing N & S Bars	Reinforcing E & W Bars	Notes
S1	5"	½"φ-18"o.c.	½"φ-6½"o.c.	E&W bars alt. bent
S2	5"	½"φ-18"o.c.	½"φ-6"o.c.	do
S3	5"	½"φ-8"o.c.	½"φ-18"o.c.	N&S bars alt. bent
S4	5"	½"φ-18"o.c.	½"φ-6½"o.c.	E&W bars alt. bent
S5	5"	½"φ-18"o.c.	½"φ-6"o.c.	do
S6	5"	⅜"φ-5½"o.c.	½"φ-18"o.c.	N&S bars alt. bent
S7	5"	½"φ-7½"o.c.	½"φ-18"o.c.	do
S8	5"	½"φ-18"o.c.	½"φ-7"o.c.	E&W bars alt. bent
S9	6"	½"φ-9"o.c.	½"φ-9"o.c.	Bars Top and Bottom See Sect. HH & JJ Dwg. 404
S10	6½"	½"φ-12"o.c. str.	½"φ-12"o.c. alt. bent	Slab thickness includes integral cement finish - Bars at top to be 1¼" min. below fin. slab - see plan.
S11	6½"	½"□-6"o.c. alt. bent	½"φ-12"o.c. str.	do.
S12	6½"	½"φ-12"o.c. alt. bent	½"φ-12"o.c. str.	do.
S13	4"	———	———	See Drwg. #408
S14	6½	½φ-18"oc	½φ-12"oc	
S15	6	½φ-18"oc	½φ-12"oc	Extend E+W Top bars from Slabs 164 & 262 across this slab

Mark	Thickness	N & S Bars Middle Band	N & S Bars Marginal Bands	N & S Bars Top	E & W Bars Middle Band	E & W Bars Marginal Bands	E & W Bars Top	Lower Layer of Bars at Center	Notes	Location
313	6"	½"φ-10"o.c.	West ½"φ-10"o.c. East ½"φ-12"o.c.	½"φ-20"o.c.	½"φ-7"o.c.	North ½"φ-7"o.c. South ½"φ-9"o.c.	½"φ-14"o.c.	E&W		Basement
314	6"	½"φ-12"o.c.	½"φ-12"o.c.	½"φ-24"o.c.	½"φ-8"o.c.	North ½"φ-8"o.c. South ½"φ-11"o.c.	½"φ-16"o.c.	E&W		
315	6"	½"φ-11"o.c.	½"φ-11"o.c.	½"φ-20"o.c.	½"φ-10"o.c.	South ½"φ-10"o.c. North ½"φ-12"o.c.	½"φ-20"o.c.	E&W		
316	8"	⅝"φ-9"o.c.	East ½"φ-9"o.c. West ½"φ-12"o.c.	⅝"φ-18"o.c.	⅝"φ-6"o.c.	South ⅝"φ-6"o.c. North ⅝"φ-8"o.c.	⅝"φ-12"o.c.	E&W		
317	8"	⅝"φ-12"o.c.	⅝"φ-12"o.c.	⅝"φ-24"o.c.	⅝"φ-7"o.c.	South ⅝"φ-7"o.c. North ⅝"φ-9"o.c.	⅝"φ-14"o.c.	E&W		
318	8"	⅝"φ-11"o.c.	⅝"φ-11"o.c.	⅝"φ-22"o.c.	⅝"φ-9"o.c.	North ⅝"φ-9"o.c. South ⅝"φ-12"o.c.	⅝"φ-18"o.c.	E&W		
319	8"	⅝"φ-6½"o.c.	West ⅝"φ-6½"o.c. East ⅝"φ-9"o.c.	⅝"φ-13"o.c.	⅝"φ-9½"o.c.	⅝"φ-9½"o.c.	⅝"φ-19"o.c.	N&S		Sidewalk
320	8"	⅝"φ-7"o.c.	⅝"φ-9"o.c.	⅝"φ-14"o.c.	⅝"φ-12"o.c.	⅝"φ-12"o.c.	⅝"φ-24"o.c.	N&S		
321	9"	⅝"φ-5"o.c.	⅝"φ-7"o.c.	⅝"φ-10"o.c.	⅝"φ-12"o.c.	⅝"φ-12"o.c.	⅝"φ-24"o.c.	N&S		
322	9"	⅝"φ-5½"o.c.	⅝"φ-7"o.c.	⅝"φ-11"o.c.	⅝"φ-12"o.c.	⅝"φ-12"o.c.	⅝"φ-24"o.c.	N&S		
323	10"	⅝"φ-5"o.c.	⅝"φ-7"o.c.	⅝"φ-10"o.c.	⅝"φ-12"o.c.	⅝"φ-12"o.c.	⅝"φ-24"o.c.	N&S		
324	7"	⅝"φ-7"o.c.	⅝"φ-7"o.c.	⅝"φ-14"o.c.	⅝"φ-7"o.c.	⅝"φ-9½"o.c.	⅝"φ-14"o.c.	N&S		
325	7"	⅝"φ-8"o.c.	⅝"φ-8"o.c.	⅝"φ-16"o.c.	⅝"φ-7"o.c.	⅝"φ-9½"o.c.	⅝"φ-14"o.c.	N&S		
326	7"	⅝"φ-12"o.c.	⅝"φ-12"o.c.	⅝"φ-24"o.c.	⅝"φ-9"o.c.	⅝"φ-12"o.c.	⅝"φ-18"o.c.	N&S		
327	7"	⅝"φ-12"o.c.	⅝"φ-12"o.c.	⅝"φ-24"o.c.	⅝"φ-8½"o.c.	⅝"φ-11"o.c.	⅝"φ-17"o.c.	N&S		
328	7"	⅝"φ-9½"o.c.	⅝"φ-9½"o.c.	⅝"φ-19"o.c.	⅝"φ-12"o.c.	⅝"φ-12"o.c.	⅝"φ-24"o.c.	N&S		
329	10"	⅝"φ-7"o.c.	⅝"φ-9"o.c.	⅝"φ 12"o.c.	⅝"φ-5"o.c.	North ⅝"φ-5"o.c. South ⅝"φ-6½"o.c.	⅝"φ 9"o.c.	E&W		Jackson Alley
330	10"	¾"φ-6"o.c.	West ¾"φ-6"o.c. East ¾"φ-8"o.c.	¾"φ-12"o.c.	¾"φ-7½"o.c.	North ¾"φ-7½"o.c. South ¾"φ-10"o.c.	¾"φ-12"o.c.	E&W		
331	10"	⅝"φ-8½"o.c.	⅝"φ-11"o.c.	⅝"φ-15"o.c.	⅝"φ-5½"o.c.	North ⅝"φ-5½"o.c. South ⅝"φ-7"o.c.	⅝"φ-10"o.c.	E&W		
332	10"	⅝"φ-10"o.c.	⅝"φ-12"o.c.	⅝"φ-16"o.c.	⅝"φ-5½"o.c.	North ⅝"φ-5½"o.c. South ⅝"φ-7"o.c.	⅝"φ-10"o.c.	E&W		
333	10"	⅝"φ 12"o.c.	⅝"φ-12"o.c.	⅝"φ-24"o.c.	⅝"φ-5½"o.c.	⅝"φ-5½"o.c.	⅝"φ-12"o.c.	E&W		
334	10"	⅝"φ-9"o.c.	⅝"φ-12"o.c.	⅝"φ-16"o.c.	⅝"φ-5½"o.c.	North ⅝"φ-5½"o.c. South ⅝"φ-7"o.c.	⅝"φ-12"o.c.	E&W		
335	10"	¾"φ-5"o.c.	East ¾"φ-5"o.c. West ¾"φ-6½"o.c.	¾"φ-10"o.c.	¾"φ-9½"o.c.	¾"φ-12"o.c.	¾"φ-12"o.c.	E&W		
336	10"	⅝"φ-12"o.c.	⅝"φ-12"o.c.	⅝"φ-24"o.c.	⅝"φ-7"o.c.	North ⅝"φ-7"o.c. South ⅝"φ-9"o.c.	⅝"φ-10"o.c.	E&W		
337	10"	⅝"φ-12"o.c.	⅝"φ-12"o.c.	⅝"φ-24"o.c.	⅝"φ-7½"o.c.	North ⅝"φ-7½"o.c. South ⅝"φ-9"o.c.	⅝"φ-14"o.c.	E&W		
338	10"	⅝"φ 12"o.c.	⅝"φ-12"o.c.	⅝"φ-12"o.c.	⅝"φ-12"o.c.	⅝"φ-12"o.c.	⅝"φ-24"o.c.	E&W		
339	10"	⅝"φ-12"o.c.	⅝"φ-12"o.c.	⅝"φ-16"o.c.	⅝"φ-12"o.c.	⅝"φ-12"o.c.	⅝"φ-24"o.c.	E&W		
340	10"	⅝"φ-12"o.c.	⅝"φ-12"o.c.	⅝"φ-24"o.c.	⅝"φ-12"o.c.	⅝"φ-12"o.c.	⅝"φ-24"o.c.	E&W		
341	10"	⅝"φ-12"o.c.	⅝"φ-12"o.c.	¾"φ-12"o.c.	⅝"φ-12"o.c.	⅝"φ-12"o.c.	⅝"φ-24"o.c.	E&W		
342	7½"	⅝"φ-6½"o.c.	⅝"φ-6½"o.c.	⅝"φ 9"o.c.	½"φ-8"o.c.	North ⅝"φ-8"o.c. South ⅝"φ 10½"o.c.	⅝"φ-9"o.c.	N&S		8th Fl.
343	7"	⅝"φ-7"o.c.	West ⅝"φ-7"o.c. East ⅝"φ-9½"o.c.	⅝"φ-9"o.c.	½"φ 7½"o.c.	½"φ-10"o.c.	½"φ-18"o.c.	N&S		
344	5"	½"φ-12"o.c.	½"φ-12"o.c.	½"φ-24"o.c.	½"φ-12"o.c.	½"φ-12"o.c.	½"φ-24"o.c.	N+S		
345	5"	½"φ@10"o.c.	½"φ-12"o.c.	½"φ-20"o.c.	½"φ 9"o.c.	½"φ-12"o.c.	½"φ-16"o.c.	N&S		
346	6½	½"φ-12"o.c.	½"φ-12"o.c.	None	½"φ-12"o.c.	½"φ-12"o.c.	½"φ-12"o.c.	N&S		
347	10"	⅝"φ-10"o.c.	⅝"φ 12"o.c.	⅝"φ 12"o.c.	⅝"φ-12"o.c.	⅝"φ 12"o.c.	⅝"φ 12"o.c.	E&W		
348	6½"	⅝"φ-6½"o.c.	⅝"φ-6½"o.c.	⅝"φ-11"o.c.	½"φ-8"o.c.	½"φ-12"o.c.	½"φ-18"o.c.	N&S		
349	6½"	½"φ-12"o.c.	½"φ-12"o.c.	½"φ-12"o.c.	½"φ-7"o.c.	½"φ-10"o.c.	½"φ-12"o.c.	N&S	Slab thickness includes integral cement finish. Top bar 1¼" min. below finished slab. N&S bars to extend across top of slab S12. See plan of Mezzanine Floors.	
350	6½"	½"φ-7"o.c.	½"φ-10"o.c.	½"φ-12"o.c.	½"φ-7"o.c.	½"φ-10"o.c.	½"φ-12"o.c.	E&W		
351	6½"	½"φ-8"oc	W-½"φ c8"o.c. E-½"φ c10 o.c.	½"φ c10"oc	½"φ-12"oc	½"φ-12"oc	½"φ-18"oc	N&S	Extend N-S Top bars from Slab 27 over top of this slab.	J. Alley
352	10	¾"φ-6½"o.c.	¾"φ-6½"o.c.	¾"φ-12"o.c.	⅝"φ-12"o.c.	⅝"φ-12"o.c.	⅝"φ-24"o.c.	N&S		

Note:- See Plans for modification of Top Steel.

TREASURY DEPARTMENT
PROCUREMENT DIVISION
C. J. PEOPLES, DIRECTOR OF PROCUREMENT
PUBLIC BUILDINGS BRANCH
W. E. REYNOLDS, ASSISTANT DIRECTOR OF PROCUREMENT
LOUIS A. SIMON, SUPERVISING ARCHITECT
NEAL A. MELICK, SUPERVISING ENGINEER
APPROVED
W. G. NOLL, SUPT. OF ARCHITECTURE
S. S. THOMPSON, SUPT. OF MECHANICAL ENGINEERING
T. O. BROOKS, SUPT. OF STRUCTURAL ENGINEERING

SLAB SCHEDULE

BUILDING: GOVERNMENT PRINTING OFFICE ANNEX BUILDING No. 3
CITY: WASHINGTON, D.C.
DRAWN BY: Hagel, Whaley DATE: 4/6/38
CHECKED BY: DATE: 4-8-38
DRAWING No. 413-A

BLDG.-3 | FLOOR-MISC | FILE NO.-14 | SHEET-14



KEY TO TYPE COLUMNS

Type	Core Section	Cover Plates
A	14 H 320	2 - 18 × 1
B	do	2 - 18 × 1⅛
C	do	2 - 18 × 1¼
D	do	2 - 20 × 1⅛
E	do	2 - 20 × 1⅜
F	do	2 - 20 × 1½
G	do	2 - 22 × 1½
H	do	2 - 22 × 1⅝
K	do	2 - 22 × 1¾
L	do	2 - 22 × 2¼

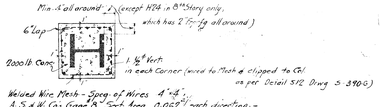

Welded Wire Mesh - Spcg. of Wires 4" × 4"
A.S. & W. Co's Gage 8", Sect. Area 0.062 sq. in. each direction.
All splices, Hor. & Vert., to be wired and to have 6" Laps.

COLUMN FIREPROOFING

All Cols. thruout this Work to be Fireproofed as above, except otherwise shown or noted (see also adjacent notes)

The following columns are to be brick fireproofed (except in basement tier) A23 - A24
25 Line A to I inclu. and I-1 to I25 inclu.
For other cols. to be brick fireproofed see Architectural Drgs. 11 A & 12 A

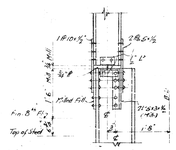

DETAIL AT 8TH FLOOR
For Cols. A22-A23-A24 & I2 to I24 Incl.

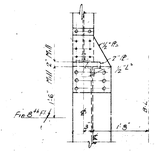

DETAIL AT 8TH FLOOR
For Cols. A25-B25-C25-D25-E25-F25-G25-H25-I25

NOTES - Generally Column Splices shall be located at 1'-6" above Fin. Floor, except noted. However when Beams or Girders frame into Columns at higher elevations than normal Elevation of Steel, splices for such Columns shall be located 1'-6" above top of Highest member framing into Column.
For Detail of Base Plates, see Drwg. 400-1 A
Billet thicknesses given are net thicknesses.

Government Printing Office
Annex Building No. 5
WASHINGTON, D.C.
Y. Nubar DATE 4/6/38
Hagel DATE 4/8/38

COLUMN SCHEDULE

BLDG. - 3 | FLOOR - MISC. | FILE NO. - 14 | SHEET - 13

No. 412-A