PROJECT NO. SHEET NO.

INDEX

CAFETERIA EQUIPMENT LAYOUTS

SHEET NUMBER	SHEET TITLE
FSE-1	EQUIPMENT & REFRIGERATION SCHED.
FSE-2	ADD. BLDG.-EQUIP. PLAN
FSE-3	ADD. BLDG.-MECH. & ELEC.
FSE-4	MEZZ. NO. 1 - EQUIP. PLAN
FSE-5	MEZZ. NO. 1 - MECH. & ELEC.
FSE-6	MEZZ. NO. 2 - EQUIP. PLAN
FSE-7	MEZZ. NO. 2 - MECH. & ELEC.
FSE-8	MEZZ. NO. 3 - EQUIP. PLAN
FSE-9	MEZZ. NO. 3 - MECH. & ELEC.
FSE-9A	ADMIN. BLDG. EQUIPM'T.
FSE-5A	MEZZ #1 ROUGH-IN
FSE-7A	MEZZ #2 ROUGH-IN
FSE-9A	MEZZ #3 ROUGH-IN
FSE-10	EQUIPMT ELEVATIONS & DETAILES
FSE-11	EQUIPMT ELEVATIONS & DETAILES
FSE-12	EQUIPMT & REFRIGERATION DETAILES
FSE-13	EQUIPMT-ELEVATIONS & DETAILES

ARCHITECTURAL (OUT BUILDINGS)

SHEET NUMBER	SHEET TITLE
	FIRE PROTECTION PUMP HOUSE
201	GATE HOUSE & CANOPY PLAN
202	GATE HOUSE & CANOPY DET'S.
S201	STRUCTURAL FRAMING
C201	TANK & BLDG. FD'NS. PLAN & DETAILS
	PRIMARY SWITCH HOUSE
301	FLOOR & ROOF PLAN
302	BLDG. ELEVATIONS & MISC. DETAILS
303	WALL SECTIONS & DETAILS
304	MISC. DETAILS
S301	STRUCTURAL FRAMING
C301	FOUNDATION PLAN & DETAILS
	GATE HOUSE
401	GATE HOUSE AND CANOPY PLAN
402	GATE HOUSE AND CANOPY DETAILS
S401	STRUCTURAL FRAMING
	PROCESS FLUID TANK FARM
501	INDEX-TANK FARM AREA PLAN & DETAILS
502	PROCESS FLUID TANK FARM PUMP HOUSE PLANS AND DETAILS.
503	EXTERIOR WALL OPENING & MISCELLANEOUS DETAILS
504	ROOF LADDER, R.R. PLATFORM & DETAILS
S501	STRUCTURAL FRAMING
C501	FOUNDATION PLAN & DETAILS
	HAULAWAY BUILDING
601	FLOOR & ROOF PLAN
602	BLDG. SECTIONS & ELEVATIONS
603	MISCELLANEOUS DETAILS
C 701	BARREL STORAGE AREA FOUNDATIONS
	PAINT SLUDGE BLDG
801	INDEX, FLOOR PLAN, DOOR SCHEDULE
802	ROOF PLAN, BLDG. SECTIONS
803	WALL SECTIONS & MISC. DETAILS
804	LADDER & MISC. DETAILS
805	STAIRS & MISC. DETAILS
806	MISCELLANEOUS DETAILS
S801	GENERAL NOTES & DETAILS
S802	ROOF FRAMING PLAN
S803	TRUSS & COLUMN SCHEDULE
C801	GENERAL NOTES
C802	FOUNDATION PLAN
C803	FOOTING DETAILS OUTSIDE PLENUM
C804	FOOTING DETAILS OUTSIDE PLENUM
C805	FOOTING SCHEDULE OUTSIDE PLENUM
C806	FOOTING SCHEDULE OUTSIDE PLENUM
C807	1st FL. FRAMING PLAN OUTSIDE PLENUM
C808	1st FL. SUPPORTED SLAB OUTSIDE PLENUM
C809	BASEMENT FLOOR PLAN
C810	SECTION OUTSIDE PLENUM
C811	FLOOR PLAN
C812	BLDG. SECTIONS
C813	BLDG. SECTIONS
C814	BLDG. SECTIONS
C815	SUPPORT SLAB & BEAM SCHEDULE
M801	MECH FLOOR PLAN & UNDERGROUND PLAN
M802	MECHANICAL DETAILES
E801	ELECTRICAL
E802	LIGHTING PLAN

SHEET NUMBER	SHEET TITLE
P-1A	OVERALL PLOT PLAN
P-1	DETAILED PLOT PLAN-AREA NO. 1
P-2	DETAILED PLOT PLAN-AREA NO. 2
P-3	DETAILED PLOT PLAN-AREA NO. 3
P-4	DETAILED PLOT PLAN-AREA NO. 4
P-5	DETAILED PLOT PLAN-AREA NO. 5
P-6	DETAILED PLOT PLAN-AREA NO. 6
P-7	DETAILED PLOT PLAN-AREA NO. 7
P-8	DETAILED PLOT PLAN-AREA NO. 8
P-9	DETAILED PLOT PLAN-AREA NO. 9
P-10	DETAILED PLOT PLAN-AREA NO. 10
P-11	DETAILED PLOT PLAN-AREA NO. 11
P-12	DETAILED PLOT PLAN-AREA NO. 12
P-13	DETAILED PLOT PLAN-AREA NO. 13
P-14	DETAILED PLOT PLAN-AREA NO. 14
P-15	DETAILED PLOT PLAN-AREA NO. 15
P-16	DETAILED PLOT PLAN-AREA NO. 16
P-17	DETAILED PLOT PLAN-AREA NO. 17
P-18	DETAILED PLOT PLAN-AREA NO. 18
P-19	DETAILED PLOT PLAN-AREA NO. 19
P-20	DETAILED PLOT PLAN-AREA NO. 20
P-21	PAVING DETAILS
P-22	CONC. PAD & RAMP DETAILS
P-23	RAILROAD DETAILS
P-24	DRAINAGE STRUCTURE DETAILS
P-25	RETENTION POND OUTLET STRUCTURE DETAILS
P-26	RETENTION POND DETAILS
P-27	MISCELLANEOUS DETAILS
P-28	MISCELLANEOUS PIT DETAILS
P-29	MANHOLE & CATCHBASIN DETAILS
P-30	PROCESS FLUIDS TANK FARM DETAILS
P-31	VALVE & METER PITS
P-32/P33	MISC. DETAILS
P-34	EXTERIOR PLENUM & SLUDGE BLDG
SB-1	SOIL BORING LOCATION PLAN
SB-2	SOIL BORING LOGS
SB-3	SOIL BORING LOGS
SB-4	SOIL BORING LOGS
SB-5	SOIL BORING LOGS
SB-6	SOIL BORING LOGS
SB-7	SOIL BORING LOGS
SB-8	SOIL BORING LOGS
SB-9	SOIL BORING LOGS
SB-10	SOIL BORING LOGS
	32 DGE DRAWINGS
CB-1	PLAN, ELEVATIONS, NOTES & INDEX
CB-2	BRIDGE LAYOUT PLAN & DETAILES
CB-3	DETAILS OF ABUTMENT #1
CB-4	DETAILS OF ABUTMENT #2
CB-5	DETAILS OF PIERS #1 & 2
CB-6	DETAILS OF SUBSTRUCTURE
CB-7	PC BOX BEAM DETAILS - SPAN #1
CB-8	PC BOX BEAM DETAILS - SPAN #2
CB-9	PC BOX BEAM DETAILS - SPAN #3
CB-10	MISCELLANEOUS DETAILS

ARCHITECTURAL

SHEET NUMBER	SHEET TITLE
1	INDEX
2 & 2A	DOOR SCHEDULE
3	ROOM FINISH SCHEDULE
3A	ROOM FINISH SCHEDULE
4	FIRST FLOOR MASTER PLAN
5	FIRST FLOOR-AREA #1 PLAN
6	FIRST FLOOR-AREA #2 PLAN
7	FIRST FLOOR-AREA #3 PLAN
8	FIRST FLOOR-AREA #4 PLAN
9	FIRST FLOOR-AREA #5 PLAN
10	FIRST FLOOR-AREA #6 PLAN
11	FIRST FLOOR-AREA #7 PLAN
12	FIRST FLOOR-AREA #8 PLAN
13	PAINT SHOP PLENUM PLAN
14	ROOF MASTER PLAN
15	FLOOR PLAN: BODY TO PAINT ROOF CONVEYOR HOUSING
16	FLOOR PLAN: BODY TO PAINT ROOF CONVEYOR HOUSING
17	ROOF OPENING SCHEDULE
17A	ROOF OPENING SCHEDULE
18	ROOF OPENING DETAILS
19	ROOF OPENING DETAILS
20	PAINT SHOP ROOF OPENING DETAILS
21	DRAFT CURTAIN DETAILS
22	BUILDING ELEVATIONS
23	BUILDING ELEVATIONS
24	BUILDING ELEVATIONS (CONV. HOUSING)
25	WALL SECTIONS
26	WALL SECTIONS
27	WALL SECTION (CONV. HOUSING)
VOID 28	PRECAST "TEE" PANEL DETAILS
28A	PRECAST FLAT PANEL DETAILS
28B	WALL SECTIONS-INSULATED METAL SIDING
29	MISC. CORNER DETAILS
30	METAL SIDING DETAILS
31	DOOR DETAILS
32	DOOR DETAILS
33	DOOR DETAILS (EXT. DR. @ BULK STORAGE)
34	DOOR DETAILS (EXT. DR. @ TRAINWELL)
35	DOOR DETAILS (EXT. DR. @ REC'V. DOCK)
36	DOOR DETAILS EXTERIOR TRUCK DOORS
37,37A,37B	BATTERY CHARGING AREA MISC. PLANS & DETAILS
38	LADDER SCHEDULE & DETAILS
39	WALL OPENINGS - OVEN AREA
40	1 BAY TRANSFORMER ROOMS-PLANS & DETAILS
41	2 BAY TRANSFORMER ROOMS-PLANS & DETAILS
42	3 BAY TRANSFORMER ROOMS-PLANS AND DETAILS
43	TRANSFORMER ROOM DETAILS
44	WELDER WATER ENCLOSURE PLAN & DETAILS
45	TOILET ROOM PLANS
46	MEZZ. TOILET RM. #8 PLAN & DETAILS
47	MEZZANINE #1 PLAN
48	MEZZANINE #2 PLAN
49	MEZZANINE #3 PLAN
50	MEZZANINE DETAILS
51	ELEVATOR SECTIONS
52	MEZZ. TOILETS & ELEVATOR PLANS
53	MEZZ. #2 TOILET ROOM PLANS
54	MEZZ. STAIR DETAILS
55	STAIR-PLANS & SECTIONS
56	STAIR-PLANS & SECTIONS
57	STAIR-PLANS & SECTIONS
58	STAIR-PLANS & SECTIONS
59,59A,59B	MEZZANINE DETAILS
60	MISC. DETAILS-HATCH & STAIRS
61	PAINT MIX & SEALER, STORAGE ROOMS
62	PAINT MIX & STOR. RM. (AT FINAL LINE)
63	PAINT MIX & STOR. RM. DETAILS
64	ELECTROSTATIC FILTER CAT WALKS
65	STAIR TERMINALS ON ROOF
66	FREIGHT ELEV. & STAIR PLN. @ PAINT SHOP
67	FREIGHT ELEV. SECTIONS
68	FREIGHT ELEV. DETAILS
69	DOOR & STAIR DETAILS (FRT. ELEV.)
70	SOLAR SYSTEM DETAILS
71	EXPANSION JOINT DETAILS
72	EXPANSION JOINT DETAILS
73	EMERGENCY GENERATOR BUILDINGS
74	EMPLOYEE ENTRANCES
75	EMPLOYEE ENTRANCE DETAILS
76	PAINT SHOP PLENUM-WALL ELEVS.
77	PAINT SHOP PLENUM-ELEVATIONS
78	PAINT SHOP PLENUM-ELEVATIONS
79	PAINT SHOP PLENUM-DETAILS
80	ROLL TEST ENCLOSURE - PLANS & DETAILS
81	TRUCK RECEIVING-PLAN
82	TRUCK RECEIVING-DETAILS
83	TRASH DISPOSAL-PLAN
84	MAINTENANCE & GENERAL STORES OFFICE
85	MASONRY WALL ANCHOR DETAILS

SHEET NUMBER	SHEET TITLE
86	UTILITY TRESTLE - PLAN & SECTIONS
87	UTILITY TRESTLE - DETAILS
88	CONCRETE SLAB MASTER PLAN
89	MISCELLANEOUS SLAB DETAILS
90 & 90A	MISCELLANEOUS SLAB DETAILS
91	PITS & FIXED SLAB-MASTER PLAN
92	PLAN OF PITS #1 & 10
93	PLAN OF PITS #2, 4 & 11
94	PLAN OF PITS #3, 5, 6 & 9
95	PLAN OF PITS #7 & 8
96	PLAN OF PITS #15, 16, 17, 18, 21 & 22
97	PLAN OF PITS #23, 24, 25 & 26
98	PLAN OF PITS #30 & 46
99	PLAN OF PITS #14, 28 & 29
100	PLAN OF PITS #27, 42 & 43
101	PLAN OF PITS #13, 40 & 41
102	PLAN OF PITS #31, 32, 33 & 34
103	PLAN OF PITS #35, 36, 37, 38, 39 & 45
104	DRAIN PAD PLANS
105	PLAN OF PIT #44
106	DRAIN DECK PLANS & SECTIONS
107	ROLLER TURN PLANS & PLAN OF PIT #12
108	TYPICAL DRIVE UNIT PIT-PLANS & DETAILS
109	TYPICAL PIT DETAILS
110	TYPICAL PIT DETAILS
111	TYPICAL PIT DETAILS
112	TYPICAL PIT DETAILS
113	DRAIN DECK DETAILS
114	COLD WATER PIT DETAILS
115	AIR EXCHANGE PIT DETAILS
116	TIRE BALANCE & BUMPER CHECK DETAILS
117	PLAN OF PITS # 47, 49, 50, & 51
118	PLAN OF PITS # 49, 52, & 53
119	PLAN OF PIT 100-6 & DETAILS
120	REFLECTED CEILING PLANS - MEZZ. NO. 1 & 3
121	REFLECTED CEILING PLANS - MEZZ NO. 2
122	CEILINGS - OVEN EXCHANGEWAYS (BG LINE)

STRUCTURAL

SHEET NUMBER	SHEET TITLE
S-1	GEN. NOTES, MATERIAL SCHEDULE & SLAB SCHEDULE
S-2	ROOF FRAMING PLANS, AREA NO. 1
S-3	ROOF FRAMING PLANS, AREA NO. 2
S-4	ROOF FRAMING PLAN, AREA NO. 2
S-5	ROOF FRAMING PLANS, AREA NO. 3
S-6	ROOF FRAMING PLANS, AREA NO. 3
S-7	ROOF FRAMING PLANS, AREA NO. 4
S-8	ROOF FRAMING PLANS AREA NO. 5
S-9	ROOF FRAMING PLAN, AREA NO. 5
S-10	ROOF FRAMING PLAN, AREA NO. 6
S-11	ROOF FRAMING PLAN, AREA NO. 6
S-12	ROOF FRAMING PLAN, AREA NO. 7
S-13	ROOF FRAMING PLAN, AREA NO. 7
S-14	ROOF FRAM'G. PLANS, BULK STORAGE BLDG.
S-15	CONV. ENC. TOP CHORD ROOF FRAMING PLAN
S-16	CONV. ENC. BOTTOM CHORD ROOF FRAMING PLAN
S-17	ELEVATIONS
S-18	ELEVATIONS
S-19	COLUMN LOCATION MASTER PLAN
S-20	COLUMN SCHEDULE
S-21	COLUMN SCHEDULE
S-22	COLUMN SCHEDULE
S-23	COLUMN SCHEDULE
S-24	COLUMN SCHEDULE & ELEVATIONS
S-25	DETAILS
S-26	DETAILS
S-27	TRUSSES
S-28	TRUSSES
S-29	TRUSSES
S-30	TRUSSES
S-31	TRUSSES
S-32	SWAY FRAMES & TRUSSES
S-33	SWAY FRAMES
S-34	SOLAR SYSTEM GRILLAGE
S-35	TRUSS REINFORCING
S-36	TRUSS REINFORCING
C-1	GENERAL NOTES & DETAILS
C-2	FOUNDATION PLAN
C-3	FOUNDATION PLAN
C-4	FOUNDATION PLAN
C-5	FOUNDATION PLAN
C-6	FOUNDATION PLAN
C-7	FOUNDATION PLAN
C-8	FOUNDATION PLAN
C-9	FOUNDATION PLAN
C-10	SECTIONS
C-11	FOOTINGS DETAILS
C-12	FOOTINGS DETAILS
C-13	FOOTINGS DETAILS
C-14	FOOTINGS DETAILS
C-15	FOOTINGS DETAILS
C-16	1st. FLOOR SUPPORTED SLAB DETAILS
C-17	FOOTING LOCATION-MASTER PLAN
C-18	FOOTING SCHEDULE
C-19	FOOTING SCHEDULE
C-20	FOOTING SCHEDULE
C-21	FOOTING SCHEDULE
C-22	FOOTING SCHEDULE
C-23	FOOTING SCHEDULE (BASEMENT)
C-24	FOOTING SCHEDULE (BASEMENT)
C-25	BEAM SCHEDULE
C-26	1st. FLOOR FRAMING PLAN
C-27	1st. FLOOR FRAMING PLAN
C-28	BASEMENT PLAN
C-29	SECTIONS
C-30	SECTIONS
C-31	SECTIONS
C-32	SECTIONS
C-33	SECTIONS
C-34	PLAN-EXTERIOR WALL & GRADE BM. SYSTEMS
C-35	EXTERIOR WALL & GRADE BEAM SYSTEMS
C-36	FOOTING DETAILS
C-37	PLAN & DETAILS - ELEVATOR
C-38	BEAM DETAILS - TYPICAL
C-39	PLENUM ACCESS STAIR & DETAILS
C-40	FOOTING DETAILS
C-41	FOOTING SCHEDULE & ELEVATIONS
C-42	FOOTING SCHEDULE & ELEVATIONS
C-43	FOOTING SCHEDULE & ELEVATIONS
C-44	FOUNDATION PLAN - OVEN AREA
C-45	FOOTING SCHEDULE & DETAILS
C-46	PITS #36 & 37 PLANS & DETAILS

CONTRACTOR NOTES

1ST FLOOR SLAB — ALL STEEL (EXCEPT STRUCTURAL STEEL) WHICH IS CAST INTO OR PENETRATING THE FIRST FLOOR CONCRETE WORK SHALL BE FURNISHED AND INSTALLED BY THE FIRST FLOOR SLAB CONTRACTOR (EXCEPT IN PLENUM AREA).

PLENUM — ALL STEEL (EXCEPT STRUCTURAL STEEL) WHICH IS CAST INTO OR PENETRATING PLENUM AREA SHALL BE FURNISHED & INSTALLED BY PLENUM CONTRACTOR.

MISCELLANEOUS STEEL — ALL STEEL (EXCEPT STRUCTURAL STEEL) NOTED MISC. ON DRAWINGS BUT NOT NOTED BY SPECIFIC CONTRACTOR, I.E. PLENUM CONTR., SLAB CONTR. ETC. SHALL BE FURNISHED & INSTALLED BY MISCELLANEOUS STEEL CONTRACTOR.

GENERAL NOTES:

1. F.S.E. - 1 THRU F.S.E.-9 = FOOD SERVICE EQUIPMENT DRAWINGS.
2. SP-1 = SEPARATE PRICE SCHEDULE
3. MECHANICAL SHEET INDEX - SEE MECHANICAL DRAWINGS.
4. ELECTRICAL SHEET INDEX - SEE ELECTRICAL DRAWINGS.

DATE	ISSUED FOR	APPROVAL	APPROVAL
3-8-77	STR. STL. REF		
3-23-77	PRIME MECH & ELECT REF.		
3-21-77	CAISSION REF		
4-7-77	METAL ROOF DECK BID		
4-7-77	METAL SIDING BID		
4-7-77	PRECAST PANEL BID		
4-28-77	CONC. PLENUM BID		
4-28-77	INT FLR. CONC. BID		
5-20-77	SUPPORTED SLAB BID		
5-25-77	MISC STEEL BID		
5-26-77	ARCH BID		
5-27-77	PAINTING & FINISHING BID		

NO.	DATE	BY	APPROVAL	APPROVAL
G1	5-26-78	ZM		
1G0	6-15-78	ZM		
1192	11-7-77	ZM		
G1	7-7-77	MK		

REVISIONS

CONTRACT SIGNATURES — FOR THE OWNER — FOR THE CONTRACTOR

DRAWING CERTIFIED BY — REGISTERED — STATE — NUMBER — DATE

ARGONAUT DIVISION OF GENERAL MOTORS — ARCHITECTURE & ENGINEERING

PLANT ENGINEERING AND CONSTRUCTION — MANUFACTURING STAFF — GENERAL MOTORS CORPORATION — 485 WEST MILWAUKEE AVENUE • DETROIT, MICHIGAN — & REAL ESTATE & CONSTRUCTION MANAGEMENT

NEW MANUFACTURING PLANT FOR OKLAHOMA INDUSTRIES AUTHORITY TENANCY BY

G M ASSEMBLY DIVISION

GENERAL MOTORS CORPORATION

OKLAHOMA CITY OKLAHOMA

PROJECT TITLE

INDEX

SHEET TITLE

OWNER'S IDENTIFICATION

4500 — P. E. B. C. PROJECT NUMBER

DATE

DRAWN BY

JOB CAPT. C. BAISEE

1 — SHEET NUMBER

ARGO 118 REV. 12-69 K&E 17 0153 12-69

PROJECT NO. SHEET NO.

DOOR SCHEDULE

DOOR NUMBER	LOCATION	DOOR ELEVATION	DOOR TYPE	DOOR OPENING SIZE	DOOR MATERIAL	FRAME MATERIAL	FRAME BY	REMARKS	DETAIL SHEET	DETAIL NUMBERS	HARDWARE SET	THRESHOLD	FIRE RATING IN HOURS	LINTEL MARK
P-1	PLENUM AREA SHT 13 STAIR Nº 4 UV-503	1	1	1	1	3	5		5-6	1	3			
P-2	ELEV. MACH. RM.	1	1	1	1	1	1		31	3,4	2		1½	C-4
P-3	COL. LINE W-55W	1	2	1	1	3	5		79	3,5 5/6	1		3	
P-4	COL. LINE WWX-49	1	2	6	1	3	5		77	4,5 5/6	3		3	
P-5	COL. LINE WWX-49	1	2	6	1	3	5		77	4,5 5/6	3		3	
P-6	COL. LINE WWX-55	1	1	1	1	3	5		79	5,6	1		3	
P-7	COL. LINE WWX-55	1	2	1	1		5		77	5 5/6	4		3	
P-8	COL. LINE XN-55W	1	2	1	1	3	5		71	5 5/6	1		3	
P-9	COL. LINE XY-50	1	2	6	1	3	5		79	4,5 5/6	3		3	
P-10	COL. LINE XY-50	1	1	6	1	3	5		79	4,5 5/6	3		3	
P-11	COL. LINE XY-55	1	1	1	1	3	5		79	5,6	1		3	
P-12	COL. LINE XY-55	1	1	1	1	3	5		79	5,6	4		3	
P-13	COL. LINE Y-55W	1	1	1	1	3	5		71	5,6	1		3	
P-14	COL. LINE YYA-49	1	2	6	1	3	5		79	4,5 5/6	3		3	
P-15	COL. LINE YYA-49	1	2	6	1	3	5		79	4,5 5/6	3		3	
P-16	COL. LINE YYA-55	1	1	1	1	3	5		71	5,6	1		3	
P-17	COL. LINE BB-55W	1	1	19	1	3	5		79	5,6	4		3	
P-18	COL. LINE BB-55W	1	1	21	1	3	5		79	5,6	4		3	
P-19	COL. LINE CCC-55	1	2	6	1	3	5		79	5,6	4		3	
P-20	COL. LINE CCC-55	1	2	6	1	3	5		79	5,6	3		3	
P-21	COL. LINE BBB-55W	1	1	19	1	3	5		71	5,6	4		3	
P-22	COL. LINE DDD-55	1	1	1	1	3	5		71	5,6	1		3	
P-23	COL. LINE EEE-55	1	1	21	1	3	5		79	5,6	4		3	
P-24	COL. LINE FFF-55W	1	1	21	1	3	5		79	5,6	4		3	
	PLAN SHEET ROOF FOOR													
R-1	16 STAIR Nº 4	1	1	1	1	1	1		66	3/10	9	Yes		C-6
R-2	16 CONV. HOUSING 52-UV	1	2	6	1	1	1		36	19,21	10	Yes		
R-3	16 51-T	1	1	1	1	1	1		36	19,21	9	Yes		
R-4	16 5-55W	1	1	1	1	1	1		36	19,21	9	Yes		
R-5	16 QN-50W	1	1	1	1	1	1		36	19,20	9	Yes		
R-6	16 R-52	1	1	1	1	1	1		36	19,20	9	Yes		
R-7	16 L-51	1	1	1	1	1	1		36	19,20	9	Yes		
R-8	16 R-50	1	1	1	1	1	1		36	19,20	9	Yes		
R-9	16 V-48	1	1	1	1	1	1		36	19,21	9	Yes		
R-10	16 47W-K	1	1	1	1	1	1		36	19,21	9	Yes		
R-11	16 U-45	1	1	1	1	1	1		36	19,20	9	Yes		
R-12	15 AA-45	1	1	1	1	1	1		36	19,20	9	Yes		
R-13	15 31W-AA	1	1	1	1	1	1		36	19,20	9	Yes		
R-14	15 BB-23	1	1	1	1	1	1		36	19,20	9	Yes		
R-15	15 DD-35	1	1	1	1	1	1		36	19,20	9	Yes		
R-16	15 DD-42	1	1	1	1	1	1		36	19,20	9	Yes		
R-17	15 DD-45	1	1	1	1	1	1		36	19,20	9	Yes		
R-18	15 CC-49	1	1	1	1	1	1		36	19,21	9	Yes		
R-19	15 47W-M	1	2	6	1	1	1		36	19,22	10	Yes		
R-20	8,65 MEZZ. Nº 4 STAIR	1	1	1	1	1	1		65	3,7	9	Yes		
R-21	8,40 TRANSFORMER RM 1								43	5,6	11	Yes		
R-22	8,40 TRANSFORMER RM 1								43	5,6	11	Yes		
R-23	7,55 MEZZ. Nº 1 STAIR 11								65	3,7	9	Yes		
R-24	9,40 TRANSFORMER RM 2								43	5,6	11	Yes		
R-25	9,40 TRANSFORMER RM 2								43	5,6	11	Yes		
R-26	10,65 MEZZ. Nº 2 STAIR								65	3,7	9	Yes		
R-27	10,40 TRANSFORMER RM 3								43	5,6	11	Yes		
R-28	10,40 TRANSFORMER RM 3								43	5,6	11	Yes		
R-29	11,55 MEZZ. Nº 3 STAIR 12								65	3,7	9	Yes		
R-30	11,40 TRANSFORMER RM 4								43	5,6	11	Yes		
R-31	11,40 TRANSFORMER RM 4								43	5,6	11	Yes		
R-32	7,65 MEZZ. Nº 9 STAIR								65	3,7	9	Yes		
R-33	7,40 TRANSFORMER # 5								43	5,6	11	Yes		
R-34	7,40 TRANSFORMER # 5								43	5,6	11	Yes		
R-35	DELETED													
R-36	7,44 WELDER WATER RM								43	5,6	9	Yes		
R-37	6,40 TRANSFORMER RM 6								43	5,6	11	Yes		
R-38	6,40 TRANSFORMER RM 6								43	5,6	11	Yes		
R-39	6,55 MEZZ. Nº 2 STAIR 14								65	3,7	9	Yes		
R-40	6,41 TRANSFORMER # 7								41	3	11	Yes		
R-41	6,41 TRANSFORMER # 7								41	3	11	Yes		
R-42	6,55 MEZZ. Nº 2 STAIR								65	3,7	9	Yes		
R-43	5,42 TRANSFORMER # 8								43	5,6	11	Yes		
R-44	5,42 TRANSFORMER # 8								43	5,6	11	Yes		
R-45	15/60 UTILITY TRESTLE								87	10,11	9	Yes		
R-46	16 ELEV.	1	3	6	33	2	2	2	MOTOR DRIVE	65	2,3			
R-47	58 MEZZ. Nº 10 STAIR 7								65	3,7,9	9	Yes		
R-48	58 CARRIER REPAIR MEZZ. STAIRING 28								65	3,7,9	9	Yes		
R-49	0,40 TRANSFORMER AB								43	5,6	11	Yes		
R-50	0,40 TRANSFORMER AB								43	5,6	11	Yes		
R-51	4 SOLAR MECH. #1								43	5,6	11	Yes		
R-52	4 SOLAR MECH. #1								43	5,6	11	Yes		
R-53	43 TRANSFORMER AB	1	2	5					43	20	16			
R-54	43 TRANSFORMER AB	1	2	5					43	20	16			
R-55														

DOOR NUMBER	LOCATION	DOOR ELEVATION	DOOR TYPE	DOOR OPENING SIZE	DOOR MATERIAL	FRAME MATERIAL	FRAME BY	REMARKS	DETAIL SHEET	DETAIL NUMBERS	HARDWARE SET	THRESHOLD	FIRE RATING IN HOURS	LINTEL MARK
M-1	MEZZ. TOILET Nº 4	B	1	1	1	1	1	18"x18" LOUVER	31	3,4	6			C-2
M-2		B	1	1	1	1	1	18"x 8"	31	3,4	8			C-2
M-3		B	1	1	1	1	1	18"x 8"	31	3,4	6			C-2
M-4	MEZZ. TOILET Nº 5	B	1	1	1	1	1	18"x 8"	31	3,4	6			C-2
M-5		B	1	1	1	1	1	18"x 8"	31	3,4	8			C-2
M-6		B	1	1	1	1	1	18x18"	31	3,4	8			C-2
M-7	MEZZ. TOILET Nº 6	B	1	1	1	1	1	18"x18"	31	3,4	6			C-2
M-8		B	1	1	1	1	1	18"x 8"	31	3,4	8			C-2
M-9		B	1	1	1	1	1	18"x18"	31	3,4	6			C-2
M-10	MEZZ. TOILET Nº 7	B	1	1	1	1	1	18"x18"	31	3,4	6			C-2
M-11		B	1	1	1	1	1	18"x 8"	31	3,4	8			C-2
M-12		B	1	1	1	1	1	18"x18"	31	3,4	6			C-2
M-13	MEZZ. TOILET Nº 9	B	1	1	1	1	1	18"x18"	31	3,4	6			C-2
M-14		B	1	1	1	1	1	18"x 8"	31	3,4	8			C-2
M-15		B	1	1	1	1	1	18"x18"	31	3,4	6			C-2
M-16	MEZZ. TOILET Nº 10	B	1	1	1	1	1	18"x18"	31	3,4	6			C-2
M-17		B	1	1	1	1	1	18"x 8"	31	3,4	8			C-2
M-18		B	1	1	1	1	1	18"x18" ↓	31	3,4	6			C-2
M-19	MEZZ. TOILET Nº 8	1	1	1	1	1	1		31	3,4	6			C-2
M-20		1	1	1	1	1	1		31	3,4	6			C-2
M-21		1	1	1	1	1	1		31	3,4	8			C-2
M-22		1	1	1	1	1	1		31	3,4	6			C-2
M-23		1	1	1	1	1	1		31	3,4	6			C-2
M-24		1	1	1	1	1	1		31	3,4	6			C-2
M-25		1	1	1	1	1	1		31	3,4	6			C-2
M-26	MEZZ. Nº 1 STAIR	1	1	1	1	1	1		31	3,4	6			C-2
M-27	MEZZ. Nº 1 CAFETERIA	1	2	23	1	1	1		57A	13,15 16	18A		1½	C-4
M-28	MEZZ. Nº 1 SERVING	1	2	24	7	1	1		57A	14,3	17			C-2
M-29	MEZZ. Nº 1 SERVING	1	2	24	7	1	1		57A	14,3	17			C-2
M-30	MEZZ. Nº 1 STORAGE	1	1	24	7	1	1	UNDERCUT 1"	57A	16,17 13	8			C-2
M-31	JAN. CL.	1	1	24	7	1	1	UNDERCUT 1"	57A	16,17 13	8			C-2
M-32	FOOD PREP	1	1	24	7	1	1		57A	16,17 13	6			C-2
M-33	VESTIBULE	7	2	23	3	2	6		57A	10,11	15			C-2
M-34	ELECT. EQUIP.	1	1	1	1	1	1	UNDERCUT 1"	31	3,4	8			C-4
M-35	JANITOR CL.	1	1	1	1	1	1	UNDERCUT 1"	31	3,4	8			C-4
M-36	W. TOILET	1	1	1	1	1	1		31	3,4,5	6			C-4
M-37	VESTIBULE	1	1	1	1	1	1		31	3,4,5	6			
M-38	VESTIBULE	1	1	1	1	1	1		31	3,4,5	6			
M-39	M. TOILET	1	1	1	1	1	1		31	3,4,5	6			C-4
M-40	MEZZ. Nº 3 ELECT. EQUIP.	1	1	1	1	1	1	UNDERCUT 1"	31	3,4	8			C-4
M-41	VESTIBULE	1	1	1	1	1	1		31	3,4,5	6			
M-42	M. TOILET	1	1	1	1	1	1		31	3,4,5	6			C-4
M-43	JAN. CL.	1	1	1	1	1	1	UNDERCUT 1"	31	3,4	8			C-4
M-44	VESTIBULE	1	1	1	1	1	1		31	3,4,5	6			
M-45	W. TOILET	1	1	1	1	1	1		31	3,4,5	6			C-4
M-46	JAN. CL.	1	1	24	7	1	1	UNDERCUT 1"	57A	16,17 13	8			C-2
M-47	FOOD PREP	1	1	24	7	1	1		57A	16,17 13	6			C-2
M-48	VESTIBULE	7	2	23	3	6	6		57A	10,11	18			C-2
M-49	STORAGE	1	1	24	7	1	1	UNDERCUT 1"	57A	16,17 13	8			C-2
M-50	SERVING	1	2	24	7	1	1		57A	14,15 16	17			C-2
M-51	SERVING	1	2	24	7	1	1		57A	14,15 16	17			C-2
M-52	STAIR	1	2	23	1	1	1		57A	13,15 16	18A		1½	C-4
M-53	STAIR	1	1	1	1	1	1		31	3,4	19			C-2
M-54	DISH WASH	B	1	38	7	1	1	30"x18" LOUVER	57A	12,13 14	8			C-4
M-55	MEZZ. Nº 1 DISH WASH	B	1	38	7	1	1	18"x18" LOUVER	57A	12,13 14	8			C-4
M-56	MEZZ. Nº 2 VESTIBULE								31	3,4,5	6			
M-57	M. TOILET	1	1	1	1	1	1		31	3,4,5	6			C-4
M-58	VESTIBULE	1	1	1	1	1	1		31	3,4,5	6			
M-59	W. TOILET	1	1	1	1	1	1		31	3,4,5	6			C-4
M-60	JAN. CL.	B	1	1	1	1	1	18"x8" LOUVER	31	3,4	8			C-4
M-61	ELECT. EQUIP.	1	1	1	1	1	1		31	3,4	8			C-4
M-62	VESTIBULE	1	2	23	7	1	1		57A	16,17 13	18			C-2
M-63	VESTIBULE	7	2	23	3	6	6		57A	10,11	18			C-2
M-64	JAN. CL.	1	1	24	7	1	1	UNDERCUT 1"	57A	16,17 13	8			C-2
M-65	FOOD PREP	1	1	24	7	1	1		57A	16,17 13	15			C-2
M-66	SERVING	1	3	24	7	1	1		57A	14,15 16	17			C-2
M-67	SERVING	1	3	24	7	1	1		57A	14,3	17			C-2
M-68	STORAGE	1	1	24	7	1	1		57A	16,17 13	8			C-2
M-69	DISH WASH	B	1	38	7	1	1	30"x18" LOUVER	57A	12,13 14	8			C-4
M-70	STAIR	1	2	23	1	1	1		57A	13,15 16	18A		1½	C-4
M-71	STAIR	1	1	1	1	1	1		31	3,4	19			C-2
M-72	STAIR	1	2	3K	1	1	1	* 5'-0" x 7'-10"	57A	13,15 16	18A		1½	C-4
M-73	BLUE PRINT	1	1	24	7	1	1		57A	21 (Misc)	15			C-4
M-74	DELETE													
M-75	ELECT. EQUIP.	B	1	24	7	1	1	18"x8" LOUVER	57A	16,17 24A	8			C-4
M-76	CONFERENCE	1	1	24	7	1	1		57A	12,13	15			C-4
M-77	TELE PHONE	1	1	24	7	1	1	UNDERCUT 1"	57A	16,17 24A	8			C-4
M-78	DUPLICATION	1	1	24	7	1	1	UNDERCUT 1"	57A	21,13	8			C-4
M-79	STORAGE	1	1	24	7	1	1	UNDERCUT 1"	57A	24,25 26A	8			
M-80	E.D.P.	B	1	24	7	1	1	18"x8" LOUVER	57A	21,13	8			C-4
M-81	JAN. CL.	1	1	24	7	1	1	UNDERCUT 1"	57A	16,18 24A	8			C-4
M-82	W. TOILET	1	1	24	7	1	1	UNDERCUT 1"	57A	13,20 24A	6			C-4
M-83	M. TOILET	1	1	24	7	1	1	UNDERCUT 1"	57A	13,20 24A	6			C-4
M-84	PHOTO EQUIP	1	1	24	7	1	1	UNDERCUT 1"	57A	24,19	8			C-4

DOOR NUMBER	PLAN SHEET	LOCATION	DOOR ELEVATION	DOOR TYPE	DOOR OPENING SIZE	DOOR MATERIAL	FRAME MATERIAL	FRAME BY	REMARKS	DETAIL SHEET	DETAIL NUMBERS	HARDWARE SET	THRESHOLD	FIRE RATING IN HOURS	LINTEL MARK
85	74	COL. LINE 22-A	7	2	18	3	6	6	BRANCH TRUNK FIRE NOTE 2 BELOW	75	2,3,4	14	Yes		
86	74		7	2	18	3	6	6	BRANCH TRUNK FIRE NOTE 2 BELOW	75	1,2,4	14	Yes		
87	74		16	2	15	1	1	1		75	6 7/8	14			
88	74		16	2	15	1	1	1		75	6 7/8	14			
89	74	COL. LINE 35W-A	7	2	18	1	1	1	BRANCH TRUNK FIRE NOTE 2 BELOW	75	2,3,4	14	Yes		
90	74		7	2	15	3	6	6	BRANCH TRUNK FIRE NOTE 2 BELOW	75	1,2,4	14	Yes		
91	74		16	2	15	1	1	1		75	6 7/8	14			
92	74		16	2	15	1	1	1		75	6 7/8	14			
93	39	COL. LINE 36-E	1	2	34	1	1	1		39	10,11 13	16			
94	39	36-K	1	2	34	1	1	1		39	10,11 13	16			
95	39	36-W	1	2	34	1	1	1	DELETE OWNER STOCK	39	10,11 13	16			
96	39	36-W	1	2	34	1	1	1	DELETE OWNER STOCK	39	10,11 13	16			
97	39	36-DD	1	2	34	1	1	1		39	8,9	16			
98		DELETED													
99	6	49-FF	13	6	22	2	3	3	PAINT M.S.	61	1,4			3	
100	6	49-EE	1							62	5,6 1/8	11		3	2 C-4
101	6	49-EE	13	6	22	2	3	3		61	1,4			3	
102	6	52-EE	13	6	22	2	3	3		61	1,4			3	
103	6	52-FF	1	1	1	1	1	1		62	5,6 1/8	11		3	2 C-4
104	6	52-W	1	1	1	1	1	1		62	5,6 1/8	11		3	2 C-4
105	6	52-DD	13	6	22	2	3	3		61	1,4			3	
106	6	49-DD	13	6	22	2	3	3		61	1,4			3	
107	6	49-DD	1	1	1	1	1	1		62	5,6 1/8	11		3	2 C-4
108	6	49-DD	13	6	22	2	3	3		61	1,4			3	
109	6	47EE-FF	13	6	22	2	3	3		61	1,4			3	
110	6	47CC-DD	1	1	1	1	1	1		62	5,6 1/8	11		3	2 C-4
111	6	46-DD	13	6	22	2	3	3	MOTOR DRIVE	61	1,4			3	
112	6	46-CC	1	1	1	1	1	1		62	5,6 1/8	11		3	2 C-4
113	6	U-53	1	1	1	1	1	1	STAIR Nº 11	68	8	10		1½	C-6
114	6,54	43-W	1	1	1	1	1	1	ELEV. 2 MACH RM.	31	3,4	8		1½	C-4
115	6,5	5-A	1	1	1	1	1	1	FIRE PUMP RM	31	3,4	12		1½	C-4
116	6	5-A	1	2	6	1	1	1	FIRE PUMP RM	31	2,4	13		1½	C-4
117	9	22-J	1	1	1	1	1	1	ELEV. 1 MACH. RM	31	3,4	8		1½	C-4
118	11,55	34-E	1	1	1	1	1	1	ELEV. 3 MACH. RM	31	3,4	8		1½	C-4
119	11,51	60-DD	13	6	17	2	3	3	ELEVATOR SHAFT-MOTOR DRIVE	82	12,14			3	
120	11,51	P-58	1	1	1	1	1	1	ELEVATOR SHAFT	8	13,5	10		3	2 C-4
121	11,51	N-58	1		7	2	3	3		82	12,14			3	
122	11,51	M-58	1		17	2	3	3		82	12,14			3	
123	11,51	L-58	1	6	17	2	3	3		82	12,14			3	
124	11,51	K-58	1						↓	82	13,5	10		3	2 C-4
125	11,51	J-58	13	6	17	2	3	3	ELEVATOR SHAFT-MOTOR DRIVE	82	12,14			3	
126	11,51 11,51	Q4-51	8	1	1	1	1	1	TOILET RMS 2 18x8 LOUV.	31	3,4	6			C-4
127	11,51 11,51	Q4-51	8	1	1	1	1	1	18x8 LOUV.	31	3,4	6			C-4
128	11,51	A-49	8	1	1	1	1	1	TOILET RMS 1 18x8 LOUV.	31	3,4	6			C-4
129	11,51	A-49	8	1	1	1	1	1	18x8 LOUV.	31	3,4	6			C-4
130	11,51	A-49	8	1	1	1	1	1	18x8 LOUV.	31	3,4	8			C-4
131	11,51	L-59	1	6	7	9	5	5							
132	11,51	L-60	13	6	17	2	3	3		82	12,14			3	
133	11	F-60	1	1	1	1	1	1		36	24	9	Yes		
134	6	E-36	7	2	18	3	6	6		75	2,3,4	16	Yes		
135	6	EE-36	7	2	18	3	6	6		75	2,3,4	16	Yes		
136	6	EE-36	16	2	18	1	1			75	6,7,8	16	Yes		
137	6	EE-36	16	2	18	1	1			75	6,7,8	16	Yes		
138	39	36-W	1	1	33					39	8,9	9			
139	39	36-W	1	2	34	1	1	1	DELETE OWNER STOCK	39	10,11 13	16			
140	39	36-W	1	1	33					39	8,9	9			
141	39	36-W	1	2	34	1	1	1	DELETE OWNER STOCK	39	10,11 13	16			
142	39	36-W	1	2	34	1	1	1	DELETE OWNER STOCK	39	10,11 13	16			
143	39	36-X	1	1	33	1	1	1	DELETE OWNER STOCK	39	8,9	9			
144	39	36-W	1	2	34	1	1	1	DELETE OWNER STOCK	39	10,11 13	16			
145	39	36E-BB	1	1	33	1	1	1	RELOCATE	39	8,9	9			
146	8	F-3	16	1	1	1	1	1		83	5	9			
147	8	F-3	16	1	1	1	1	1		83	5	9			
148	8	F-1	13	6	*	2	3	3	*14 WIDTH X 10' HEIGHT VOICE DRIVE SEE NOTE BELOW	83	3,6				
149	5	W-11							SEE NOTE BELOW						
150	5	Y-66							SEE NOTE BELOW						
M-01	20	VESTIB VENDING	1		3	6	7	7	UNDERCUT 1"	3B	5	8			
M-02	20	SERVING	1		3	6	7	7	UNDERCUT 1"	3B	5	8			
M-03	20	VESTIB VEND-G	1		3	6	7	7		3B	5	8			
M-04	20	SERVING	1		3	6	7	7		3B	5	8			
M-90	48	FIRST AID STATION	1	1	1	1	1	1		3A	6A	6			C-4
M-95	47	DINING AREA	13	13	28	9	3	7		51A	6,7,8				
M-97	47	DINING AREA	13	13	27	9	3	7		51A	6,7,8				
M-96	47	SERVING AREA	13	12	25	3	3	7		51A	1,4,3A				
M-15	47	SERVING AREA	13	12	26	3	3	7		51A	2,3,4				
M-94	49	DINING AREA	13	13	27	9	3	7		51A	6,7,8				
M-93	49	SERVING AREA	13	12	24	9	3	7		51A	1,4,3A				
M-92	49	SERVING AREA	13	12	25	3	3	7		51A	1,4,3A				
M-91	48	DINING AREA	13	13	27	9	3	7		51A	6,7,8				
M-90	48	DINING AREA	13	13	27	9	3	7		51A	6,7,8				
M-89	48	SERVING AREA	13	12	26	3	3	7		51A	1,2,4				
M-88

PROJECT NO. SHEET NO.

DOOR SCHEDULE

DOOR NUMBER	LOCATION	DOOR ELEVATION	DOOR TYPE	DOOR OPENING SIZE	DOOR MATERIAL	FRAME MATERIAL	FRAME BY	REMARKS	DETAIL SHEET	DETAIL NUMBERS	HARDWARE SET	THRESHOLD	FIRE RATING IN HOURS	LINTEL MARK

DOOR NUMBER	LOCATION	DOOR ELEVATION	DOOR TYPE	DOOR OPENING SIZE	DOOR MATERIAL	FRAME MATERIAL	FRAME BY	REMARKS	DETAIL SHEET	DETAIL NUMBERS	HARDWARE SET	THRESHOLD	FIRE RATING IN HOURS	LINTEL MARK

DOOR NUMBER	LOCATION	DOOR ELEVATION	DOOR TYPE	DOOR OPENING SIZE	DOOR MATERIAL	FRAME MATERIAL	FRAME BY	REMARKS	DETAIL SHEET	DETAIL NUMBERS	HARDWARE SET	THRESHOLD	FIRE RATING IN HOURS	LINTEL MARK

DOOR NUMBER	LOCATION	DOOR ELEVATION	DOOR TYPE	DOOR OPENING SIZE	DOOR MATERIAL	FRAME MATERIAL	FRAME BY	REMARKS	DETAIL SHEET	DETAIL NUMBERS	HARDWARE SET	THRESHOLD	FIRE RATING IN HOURS	LINTEL MARK
MP-1	CONFERENCE RM	1	1	24	7	4	4				20			
MP-2	48 OFFICE	1	1	24	7	4	4				20			
MP-3	48	1	1	24	7	4	4				20			
MP-4	48	1	1	24	7	4	4				20			
MP-5	48	1	1	24	7	4	4				20			
MP-6	48	1	1	24	7	4	4				20			
MP-7	48	1	1	24	7	4	4				20			
MP-8	48	1	1	24	7	4	4				20			
MP-9	48	1	1	24	7	4	4				20			
MP-10	48	1	1	24	7	4	4				20			
MP-11	48	1	1	24	7	4	4				20			
MP-12	48	1	1	24	7	4	4				20			
MP-13	48	1	1	24	7	4	4				20			
MP-14	48	1	1	24	7	4	4				20			
MP-15	48	1	1	24	7	4	4				20			
MP-16	48	1	1	24	7	4	4				20			
MP-17	48	1	1	24	7	4	4				20			
MP-18	48	1	1	24	7	4	4				20			
MP-19	48	1	1	24	7	4	4				20			
MP-20	48	1	1	24	7	4	4				20			
MP-21	48	1	1	24	7	4	4				20			
MP-22	48	1	1	24	7	4	4				20			
MP-23	48	1	1	24	7	4	4				20			
MP-24	48	1	1	24	7	4	4				20			
MP-25	48	1	1	24	7	4	4				20			
MP-26	48	1	1	24	7	4	4				20			
MP-27	48	1	1	24	7	4	4				20			
MP-28	48	1	1	24	7	4	4				20			
MP-29	48	1	1	24	7	4	4				20			
MP-30	48	1	1	24	7	4	4				20			
MP-31	48	1	1	24	7	4	4				20			
MP 36	11,81	RECEIVING OFF	2	1	1	7	4	4			2			
MP 37	11,81	SUPV. OFFICE	2	1	1	7	4	4			2			
MP 38	11,81	RECEIVING OFF	2	1	1	7	4	4			2			
MP40	6,84	MAINTENANCE OFFICES	2	1	1	7	4	4			2			
MP41	6,84	SUPERINTENDENTS	2	1	1	7	4	4			2			
MP42	6,84	DISPATCHING	2	1	1	7	4	4			2			
MP43	6,84	MAINTENANCE ADVIS.	2	1	1	7	4	4			2			
MP44	6,84	PRINT FILE RM	2	1	1	7	4	4			2			
MP45	6,84	PERS. ADVISOR	2	1	1	7	4	4			2			
MP46	6,84	GENERAL STORES OFF.	2	1	1	7	4	4			2			

DATE	ISSUED FOR	APPROVAL	APPROVAL
5-26-77	AECH BID		
5-5	PRINTING & FINISHING BID		

NO.	DATE	BY	APPROVAL	APPROVAL
299	8-23-78	JB		
EF0340	6-15-78	RM		
61	6-1-78	RM		
119C	11-7-77	RM		
61	7-7-77	MK		
PC #45	5-16-77	GCD		

REVISIONS

CONTRACT SIGNATURES

FOR THE OWNER

FOR THE CONTRACTOR

DRAWING CERTIFIED BY

REGISTERED

STATE

NUMBER

DATE

Plant Engineering & Construction

General Motors Corporation 485 West Milwaukee Avenue Detroit, Michigan 48202

NEW MANUFACTURING PLANT
FOR
OKLAHOMA INDUSTRIES AUTHORITY
TENANCY BY
G M ASSEMBLY DIVISION
GENERAL MOTORS CORPORATION
OKLAHOMA CITY OKLAHOMA

PROJECT TITLE

DOOR ELEVATIONS

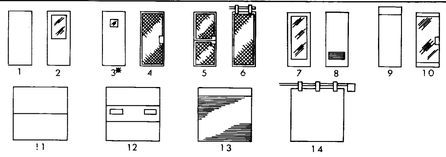

NOTES: *USE 10" X 10" VISION PANEL IN SINGLE DOOR.
USE 5" X 10" VISION PANEL IN DOUBLE DOORS.

DOOR TYPE

NO.	OPERATION	NO.	OPERATION
1.	SWING		
2.	PAIR SWING		
3.	DOUBLE ACTING		
4.	VERTICAL LIFT		
5.	OVERHEAD		
6.	ROLLING CURTAIN		
7.	SLIDING		
8.	ACCESS PANELS		
9.	DUTCH		
10.	BI-PARTING		

SEE ADDITIONS TO SCHEDULE

DOOR OPENING SIZE

NO.	WIDTH × HEIGHT × THICK	NO.	WIDTH × HEIGHT × THICK
1.	3'-0" × 7'-0" × 1 3/4"	20.	
2.	3'-0" × 6'-0" × 1 3/4"		
3.	3'-4" × 7'-0" × 1 3/4"		
4.	2'-8" × 7'-0" × 1 3/4"		
5.	5'-0" × 7'-0" × 1 3/4"		
6.	6'-0" × 7'-0" × 1 3/4"		
7.	8'-0" × 8'-0"		
8.	10'-0" × 10'-0"		
9.	10'-0" × 12'-0"		
10.	10'-0" × 14'-0"		
11.	12'-0" × 10'-0"		
12.	12'-0" × 14'-0"		
13.	20'-0" × 14'-0"		
14.	17'-0" × 22'-6"		
15.			
16.			
17.			
18.			
19.			

DOOR MATERIAL

NO.	MATERIAL	NO.	MATERIAL
1.	HOLLOW METAL	6.	WOOD
2.	STEEL	7.	PLASTIC LAMINATE
3.	ALUMINUM	8.	TEMPERED GLASS
4.	METAL PARTITION	9.	
5.	WIRE SCREEN	10.	

FRAME MATERIAL

NO.	MATERIAL	NO.	MATERIAL
1.	HOLLOW METAL		
2.	STRUCTURAL STEEL		
3.	MISC. IRON		
4.	METAL PARTITION		
5.	WIRE SCREEN CONSTR.		

FRAME BY

NO.	CONTRACTOR	NO.	CONTRACTOR
1.	HOLLOW METAL	4.	METAL PARTITION
2.	STRUCTURAL STEEL	5.	
3.	MISC. IRON	6.	

STEEL LINTEL SCHEDULE

WALL THICK	MAXIMUM SPAN	MARK	SHAPE	MATERIAL	BEAR EA. END
4"	4'-0"	S-1	L	3 1/2" x 3 1/2" x 1/4" ∠	8"
	6'-0"	S-2	L	4" x 3 1/2" x 1/4" ∠	8"
6"	4'-0"	S-3	JL	2-2 1/2" x 2 1/2" x 1/4" ∠'s	8"
	6'-0"	S-4	JL	2-3" x 2 1/2" x 1/4" ∠'s	8"
	8'-0"	S-5	JL	2-3 1/2" x 2 1/2" x 5/16" ∠'s	8"
8"	4'-0"	S-6	JL	2-3 1/2" x 3 1/2" x 1/4" ∠'s	8"
	6'-0"	S-7	JL	2-4" x 3 1/2" x 1/4" ∠'s	8"
	8'-0"	S-8	JL	2-5" x 3 1/2" x 5/16" ∠'s	8"
12"	4'-0"	S-9	JLL	3-3 1/2" x 3 1/2" x 1/4" ∠'s	8"
	6'-0"	S-10	JLL	3-4" x 3 1/2" x 1/4" ∠'s	8"
	8'-0"	S-11	JLL	3-5" x 3 1/2" x 5/16" ∠'s	8"

NOTES: ALL ANGLES TO BE LONG LEG VERTICAL UNLESS NOTED.

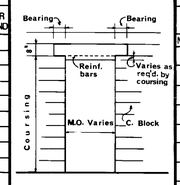

ELEVATION TYPICAL MASONRY DOOR OPENING

PRECAST LINTEL SCHEDULE

NOMINAL LINTEL MARK	NOMINAL LINTEL SHAPE	LINTEL SIZE	MAX. SPAN	BARS	BEARING	REMARKS
C-1		4" x 8"	9'-0"	1-#4	8"	
C-2		6" x 8"	8'-0"	2-#3	8"	
C-3		6" x 8"	10'-0"	2-#4	8"	
C-4		8" x 8"	9'-0"	2-#4	8"	
C-5		8" x 8"	10'-0"	2-#5	8"	
C-6		12" x 8"	9'-0"	3-#4	8"	
C-7		12" x 8"	10'-0"	3-#5	8"	

NOTES:

SHEET TITLE

DOOR SCHEDULE

OWNER'S IDENTIFICATION

4500
P. E. & C. PROJECT NUMBER

DATE

DRAWN BY

JOB CAPT.

2A
SHEET NUMBER

ARGO 118 REV. 12-69 K&E 17 0153 12-69

PROJECT NO. SHEET NO.

ROOM FINISH SCHEDULE

ROOM IDENTIFICATION		FINISH					REMARKS
ROOM NUMBER		FLOOR TYPE	BASE TYPE	WALL TYPE	CEILING TYPE	CEILING HEIGHT	

ROOF AREA

ROOM NUMBER		FLOOR TYPE	BASE TYPE	WALL TYPE	CEILING TYPE	CEILING HEIGHT	REMARKS
	TRANSFORMER #1	5	9	14	8	–	POLYURETHANE COATING ON FLOOR
	TRANSFORMER #2	5	9	14	8	–	do
	TRANSFORMER #3	5	9	14	8	–	do
	TRANSFORMER #4	5	9	14	8	–	do
	TRANSFORMER #5	5	9	14	8	–	do
	TRANSFORMER #6	5	9	14	8	–	do
	TRANSFORMER #7	5	9	14	8	–	do
	TRANSFORMER #8	5	9	14	8	–	POLYURETHANE COATING ON FLOOR
	WELDER WATER	5	9	14	8	–	
	UTILITY TRESTLE	11	8	14	8	–	
	PAINT CONVEYOR HOUSE	12	8	14	8	–	
	TRIM CONVEYOR HOUSE	12	8	14	8	–	
	ELEVATOR #4	–	–	6	8	–	
	STAIR # 1A	–	–	14	8	–	
	STAIR # 2A	–	–	14	8	–	
	STAIR # 3A	–	–	14	8	–	
	STAIR # 4	–	–	14	8	–	
	STAIR # 6	–	–	14	8	–	
	STAIR # 8	–	–	14	8	–	
	STAIR # 11	–	–	14	–	–	
	TRANSFORMER #9	5	9	4	8	–	POLYURETHANE COATING ON FLOOR

MEZZANINE TOILETS

ROOM NUMBER		FLOOR TYPE	BASE TYPE	WALL TYPE	CEILING TYPE	CEILING HEIGHT	REMARKS
T4/1	VESTIBULE	5	3	6	8	–	
T4/2	JANITOR'S CLOS.	5	3	6	8	–	
T4/3	MEN'S TOILET	2	2	6	8	–	
T4/4	WOMEN'S TOILET	2	2	6	8	–	
T5/1	VESTIBULE	5	3	6	8	–	
T5/2	JANITOR'S CLOS.	5	3	6	8	–	
T5/3	MEN'S TOILET	2	2	6	8	–	
T5/4	WOMEN'S TOILET	2	2	6	8	–	
T6/1	VESTIBULE	5	3	6	8	–	
T6/2	JANITOR'S CLOS.	5	3	6	8	–	
T6/3	MEN'S TOILET	2	2	6	8	–	
T6/4	WOMEN'S TOILET	2	2	6	8	–	
T7/1	VESTIBULE	5	3	6	8	–	
T7/2	JANITOR'S CLOS.	5	3	6	8	–	
T7/3	MEN'S TOILET	2	2	6	8	–	
T7/4	WOMEN'S TOILET	2	2	6	8	–	
T8/1	VESTIBULE	5	3	6	8	–	
T8/2	WOMEN'S TOILET	2	2	6	8	–	
T8/3	MEN'S TOILET	2	2	6	8	–	
T8/4	JANITOR'S CLOS.	5	3	6	8	–	
T8/5	HOOD WASH RM.	5		6	8	–	
T8/6	WOMEN'S TOILET & LOCKER ROOM	2	2	6	8	–	
T8/7	WASH AREA	2	2	6	8	–	
T8/8	MEN'S TOILET & LOCKER ROOM	2	2	6	8	–	
T9/1	VESTIBULE	5	3	6	8	–	
T9/2	JANITOR'S CLOS.	5	3	6	8	–	
T9/3	WOMEN'S TOILET	2	2	6	8	–	
T9/4	MEN'S TOILET	2	2	6	8	–	
T10/1	VESTIBULE	5	3	6	8	–	
T10/2	JANITOR'S CLOS.	5	3	6	3	–	
T10/3	MEN'S TOILET	2	2	6	8	–	
T10/4	WOMEN'S TOILET	2	2	6	8	–	
T11/1	JANITOR'S CLOS.	5	3	6	8	–	
T11/2	MEN'S TOILET	2	2	6	8	–	
T11/3	WOMEN'S TOILET	2	2	6	8	–	
T12/1	MEN'S TOILET	2	2	6	8	–	
T12/2	WOMEN'S TOILET	2	2	6	8	–	

FIRST FLOOR

ROOM NUMBER		FLOOR TYPE	BASE TYPE	WALL TYPE	CEILING TYPE	CEILING HEIGHT	REMARKS
AREA Nº 6		7	8	12	8	–	
	TRAINWELL	10	–	8	8	–	
AREA Nº 7		7	8	12/14	8	–	
	TRAINWELL	10	–	8	8	–	
	TRUCK RECEIVING	7	–	6/14	8	–	
	TRASH DISPOSAL	7	–	6/14	8	–	
	EMPLOYEE ENTRANCE	2	2	6	5	8'-6"	
	ELEVATOR #3	–	8	6	8	–	
	MACHINE RM.	5	–	6	8	–	
	MEN'S TOILET	2	2	6	8	–	
	WOMEN'S TOILET	2	2	6	8	–	
	RECEIVING OFFICE	3	3/7	3/6	5	9'-0"	
	TRUCKER'S WAITING RM.	5	8	6	8	–	
	EMERGENCY GEN #4	5	8	14	8	–	
	SHIPPING CRIB	5	8	6	8	–	
AREA Nº 8		7	8	12/14	8	–	
	TRAINWELL	10	–	8	8	–	
	MEN'S TOILET	2	2	6	8	–	
	WOMEN'S TOILET	2	2	6	8	–	
	JANITOR CLOS.	5	3	6	8	–	

PAINT SHOP PLENUM

ELEVATOR #6	3	8	8	8	–
MACHINE RM.	5	8	8	8	–
STAIR # 11	5	8	8	–	–
AIRLOCK #1	5	8	8	8	–
AIRLOCK #2	5	8	8	8	–
AIRLOCK #3	5	8	8	8	–
AIRLOCK #4	5	8	8	8	–

FIRST FLOOR

ROOM NUMBER		FLOOR TYPE	BASE TYPE	WALL TYPE	CEILING TYPE	CEILING HEIGHT	REMARKS
AREA Nº 1		7	8	14	8	–	
AREA Nº 2		7	8	14	8	–	
2-1	PAINT STRIP RM.	8	8	6-14	8	–	
2-2	SEALER STOR.	8	8	6-14	8	–	
2-3	PAINT MIX & STOR.	8	8	6-14	8	–	
2-4	FREIGHT ELEVATOR NO. 4	–	8	6	8	–	
2-5	BATTERY CHARGE.	9	8	17	8	–	
	ELEVATOR #2	–	8	6	8	–	
	MACHINE RM.	5	8	6	8	–	
	EMPLOYEE ENTRANCE	2	2	6	5	8'-0"	
	EMERGENCY GEN. #3	5	8	14	8	–	
2-0	GENERAL STORES	4	7	3	3	9'-0"	
2-	COLD JOL	4	7	3	3	9'-0"	
2-2	MAINT. SUPERNT.	4	7	3	3	9'-0"	
2-3	DISPATCHING	4	7	3	3	9'-0"	
2-4	MAINT. ADMIN	4	7	3	3	9'-0"	
2-5	PRINT F.E. ROOM	4	7	3	3	9'-0"	
2-6	F.E. AREA	4	7	3	3	9'-0"	
2-7	PERSON. ADVISOR	14	7	3	3	9'-0"	
AREA Nº 3		7	8	14	8	–	
	EMERGENCY GEN #2	5	8	14	8	–	
AREA Nº 4		7	8	12/14	8	–	
4-1	PAINT STORAGE.	8	8	6/14	8	–	
4-2	PAINT MIX.	8	8	6/14	8	–	
4-3	FIRE PROTECTION	5	8	6	8	–	
AREA Nº 5		7	8	12/14	8	–	
	TRAINWELL	10	–	8	8	–	
	EMPLOYEE ENTRANCE	2	2	6	5	8'-6"	
	ELEVATOR #1	–	8	6	8	–	
	MACHINE RM.	5	8	6	8	–	
	EMERGENCY GEN #1	5	8	14	8	–	

DATE	ISSUED FOR	APPROVAL	APPROVAL
5-25-77	SUPPORTED SLAB BID		
5-26-77	ARCH BID		
5-27-77	PAINTING & ENGRAVING BID		

NO.	DATE	BY	APPROVAL	APPROVAL
179	2-13-79	SB		
178	8-23-78	SB		
161	6-1-78	RM		
160	5-15-78	RM		
131	11-23-78	SB		
1196	11-7-77	RM		
70	9-9-77	PB		
61	7-7-77	MK		

REVISIONS

CONTRACT SIGNATURES

FOR THE OWNER

FOR THE CONTRACTOR

DRAWING CERTIFIED BY

REGISTERED

STATE

NUMBER

DATE

PLANT ENGINEERING AND CONSTRUCTION MANUFACTURING STAFF GENERAL MOTORS CORPORATION

General Motors Corporation, 485 West Milwaukee Avenue Detroit Michigan 48202

NEW MANUFACTURING PLANT FOR OKLAHOMA INDUSTRIES AUTHORITY TENANCY BY

G M ASSEMBLY DIVISION

GENERAL MOTORS CORPORATION

OKLAHOMA CITY OKLAHOMA

PROJECT TITLE

ROOM FINISH SCHEDULE

SHEET TITLE

OWNER'S IDENTIFICATION

4500

P.E. & C. PROJECT NUMBER

DATE

DRAWN BY R.P.W. PE

JOB CAPT.

3

SHEET NUMBER

ROOM IDENTIFICATION

ROOM NUMBER: NUMBER ASSIGNED INDIVIDUAL ROOM FOR ARCHITECTURAL IDENTIFICATION.

ROOM TITLE: NAME ASSIGNED INDIVIDUAL ROOM BY OWNER.

FLOOR TYPE

1. CERAMIC TILE
2. PAVER TILE
3. CONCRETE
4. TERRAZZO
5. CONCRETE
6. CARPET
7. MIN. AGG. FIN. CONC.
8. SPARKPROOF METAL FIN.
9. EPOXY FLOOR FIN.
10. ASPHALT PAVEMENT
11. GRATING
12. METAL DECK
13. RESILIENT TARKET
14. NAUGAHYDE SHEET VINYL

PREFIX "E" ADDED TO THE NUMERICAL FLOOR TYPE INDICATES THE FLOOR HAS AN EPOXY FINISH.

BASE TYPE

1. CERAMIC TILE
2. PAVER TILE
3. RESILIENT
4. TERRAZZO
5. STRUCTURAL GLAZED TILE
6. GLAZED BLOCK
7. METAL PARTITION
8. NONE
9. CONC. CURB

PREFIX "R" ADDED TO THE NUMERICAL BASE TYPE INDICATES THE BASE IS RECESSED.

SUFFIX "S" ADDED TO THE NUMERICAL BASE TYPE INDICATES A FLAT, STRAIGHT BASE NOT COVED.

SUFFIX "E" ADDED TO THE NUMERICAL BASE TYPE INDICATES THE BASE HAS AN EPOXY FINISH.

WALL TYPE

1. CERAMIC
2. PLYWOOD
3. METAL PARTITION
4. BRICK
5. GLAZED BRICK
6. C. BLOCK
7. STRUCTURAL GLAZED TILE
8. CONCRETE
9. PLASTER
10. PLASTIC LAMINATE
11. VINYL FABRIC
12. PRECAST PANEL
13. GLAZED BLOCK
14. EXTERIOR INSULATED SIDING
15. DRYWALL
16. CARPET
17. 1½" METAL PANEL

CEILING TYPE

1. PLASTER - SUSPENDED
2. ACOUSTIC PLASTER - SUSPENDED
3. ACOUSTIC METAL PAN
4. ACOUSTIC TILE
5. 2 x 2 SUSPENDED ACOUSTIC TILE
6. 1 x 1 SUSPENDED ACOUSTIC TILE
7. 3/8" SPEED CEILING (2 HR. FIRE RATING)
8. NONE

GENERAL NOTE

SEE ARCHITECTURAL DRAWINGS & OR SPECIFICATIONS FOR ADDITIONAL CONSTRUCTION INFORMATION.

PROJECT NO. SHEET NO.

ROOM FINISH SCHEDULE

ROOM IDENTIFICATION		FINISH					REMARKS
ROOM NUMBER		FLOOR TYPE	BASE TYPE	WALL TYPE	CEILING TYPE	CEILING HEIGHT	

ROOM IDENTIFICATION		FINISH					REMARKS
ROOM NUMBER		FLOOR TYPE	BASE TYPE	WALL TYPE	CEILING TYPE	CEILING HEIGHT	

MEZZANINE Nº 3

ROOM IDENTIFICATION		FINISH					REMARKS
ROOM NUMBER		FLOOR TYPE	BASE TYPE	WALL TYPE	CEILING TYPE	CEILING HEIGHT	
M3/1	HALL	5	3	6	8	–	
M3/2	DISH WASHING	2	2	1	6	8'-0"	
M3/3	DINING AREA	2	2	10.16	5	8'-0"	
M3/4	VENDING	2	2	10-15	5	8'-0"	
M3/5	SERVING AREA	2	2	10	6	8'-0"	
M3/6	FOOD PREPERATION	2	2	1	6	8'-0"	
M3/7	STORAGE	5	3	6	6	8'-0"	
M3/8	JANITORS CLOS.	5	3	6	6	8'-0"	
M3/9	VESTIBULE	5	3	6	6	8'-0"	
M3/10	WOMENS TOILET	2	2	6	8	–	
M3/11	WOMENS LOCKER	2	2	6	8	–	
M3/12	WOMENS SHOWER	2	2	6	8	–	
M3/13	ELEC. EQUIP.	5	–	6	8	–	
M3/14	MENS TOILET	2	2	6	8	–	
M3/15	MENS SHOWER	2	2	6	8	–	
M3/16	MENS LOCKER	2	2	6	8	–	
M3/17	JANITORS CLOS.	5	3	6	8	–	

MEZZANINE Nº 2

ROOM IDENTIFICATION		FINISH					REMARKS
ROOM NUMBER		FLOOR TYPE	BASE TYPE	WALL TYPE	CEILING TYPE	CEILING HEIGHT	
M2/1	DINING AREA	2	2	10-16	5	8'-0"	
M2/2	VENDING	2	2	10-15	5	8'-0"	
M2/3	SERVING AREA	2	2	10	6	8'-0"	
M2/4	STORAGE	5	3	6	6	8'-0"	
M2/5	FOOD PREPERATION	2	2	1	6	8'-0"	
M2/6	WOMENS LOCKER	2	2	6	8	–	
M2/7	WOMENS TOILET	2	2	6	8	–	
M2/8	WOMENS SHOWER	2	2	6	8	–	
M2/9	MENS SHOWER	2	2	6	8	–	
M2/10	MENS LOCKER	2	2	6	8	–	
M2/11	MENS TOILET	2	2	6	8	–	
M2/12	VESTIBULE	5	3	6	6	8'-0"	
M2/13	STORAGE	5	3	6	8	–	
M2/14	JANITORS CLOS.	5	3	6	6	8'-0"	
M2/15	DISH WASHING	2	2	1	6	8'-0"	
M2/16	HALL	13	3	6	6	8'-0"	
M2/17	PHOTO. EQUIP.	3	3	11	6	8'-0"	
M2/18	JANITORS CLOS.	5	3	6	6	8'-0"	
M2/19	BLUE PRINT	3	3	6	6	8'-0"	
M2/20	TELEPHONE CLOS.	5	3	6	6	8'-0"	
M2/21	PRINT VAULT	3	3	6	6	8'-0"	
M2/22	MENS TOILET	2	2	1	6	8'-0"	
M2/23	WOMENS TOILET	2	2	1	6	8'-0"	
M2/24	CONFERENCE	6	3	16	6	8'-0"	
M2/25	ELEC. EQUIP.	5	3	6	6	8'-0"	
M2/26	STORAGE RM.	6	3	6	6	8'-0"	
M2/27	E.D.P. RM.	6	3	11	6	8'-0"	
M2/28	DUPLICATING	6	3	11	6	8'-0"	
M2/29	OFFICE	6	3-7	3-11	5	8'-0"	
M2/30	OFFICE	6	7	3	5	8'-0"	
M2/31	OFFICE	6	7	3	5	8'-0"	
M2/32	OFFICE	6	7	3	5	8'-0"	
M2/33	OFFICE	6	7	3	5	8'-0"	
M2/34	OFFICE	6	7	3	5	8'-0"	
M2/35	C/V						
M2/36	OFFICE AREA	6/13	3-7	3-11	5	8'-0"	
M2/37	OFFICE	6	3-7	3-11	5	8'-0"	
M2/38	OFFICE	6	3-7	3-11	5	8'-0"	
M2/39	OFFICE	6	3-7	3-11	5	8'-0"	
M2/40	COAT RM.	6	7	3	5	8'-0"	
M2/41	OFFICE	6	3-7	3-11	5	8'-0"	
M2/42	OFFICE	6	3-7	3-11	5	8'-0"	
M2/43	OFFICE	6	3-7	3-11	5	8'-0"	
M2/44	OFFICE	6	3-7	3-11	5	8'-0"	
M2/45	OFFICE	6	3-7	3-11	5	8'-0"	
M2/46	OFFICE	6	3-7	3-11	5	8'-0"	
M2/47	OFFICE	6	3-7	3-11	5	8'-0"	
M2/48	OFFICE	6	3-7	3-11	5	8'-0"	
M2/49	OFFICE	6	3-7	3-11	5	8'-0"	
M2/50	OFFICE	6	3-7	3-11	5	8'-0"	
M2/51	OFFICE	6	3-7	3-11	5	8'-0"	
M2/52	OFFICE	6	3-7	3-11	5	8'-0"	
M2/53	OFFICE	6	3-7	3-11	5	8'-0"	
M2/54	OFFICE	6	3-7	3-11	5	8'-0"	
M2/55	OFFICE	6	3-7	3-11	5	8'-0"	
M2/56	OFFICE	6	3-7	3-11	5	8'-0"	
M2/57	OFFICE	6	3-7	3-11	5	8'-0"	
M2/58	OFFICE	6	3-7	3-11	5	8'-0"	
M2/59	OFFICE	6	3-7	3-11	5	8'-0"	
M2/60	OFFICE	6	3-7	3-11	5	8'-0"	
M2/61	CONFERENCE	6	3-7	3-11	5	8'-0"	
M2/62	COAT RM.	6	3-7	3-11	5	8'-0"	
M2/63	ELEC. EQUIP.	5	–	6	8	–	
M2/64	TREATMENT ROOM	13	3		6	8'-0"	
M2/65	TREATMENT ROOM	13	3		6	8'-0"	
M2/66	FIRST AID STATION	13	3		6	8'-0"	

MEZZANINE Nº 1

ROOM IDENTIFICATION		FINISH					REMARKS
ROOM NUMBER		FLOOR TYPE	BASE TYPE	WALL TYPE	CEILING TYPE	CEILING HEIGHT	
M1/1	HALL	5	3	6	8	–	
M1/2	DISH WASHING	2	2	1	6	8'-0"	
M1/3	DINING AREA	2	2	10-16	5	8'-0"	
M1/4	VENDING	2	2	10-15	5	8'-0"	
M1/5	SERVING AREA	2	2	10	6	8'-0"	
M1/6	STORAGE	5	3	6	6	8'-0"	
M1/7	FOOD PREPERATION	2	2	1	6	8'-0"	
M1/8	JANITORS CLOS.	5	3	6	6	8'-0"	
M1/9	VESTIBULE	5	3	6	6	8'-0"	
M1/10	JANITORS CLOS.	5	3	6	8	–	
M1/11	WOMENS TOILET	2	2	6	8	–	
M1/12	WOMENS SHOWER	2	2	6	8	–	
M1/13	WOMENS LOCKER	2	2	6	8	–	
M1/14	MENS TOILET	2	2	6	8	–	
M1/15	MENS LOCKER	2	2	6	8	–	
M1/16	MENS SHOWER	2	2	6	8	–	
M1/17	ELEC. EQUIP.	5	–	6	8	–	

DATE	ISSUED FOR	APPROVAL	APPROVAL
5-20-77	SUPPORTED SLAB BID		
5-26-77	ARCH BID		
6-27-77	STATUTORY CLOSING & FIRST BALLOTING BID		

NO.	DATE	BY	APPROVAL	APPROVAL
60	8-15-78	RM		
EPC 57	8-30-78	DSB		
EPC 58	9-15-78	DSB		
81	1-22-78	SD		
1186	11-7-77	RM		
90	8-10-77	PB		
61	7-7-77	MK		

REVISIONS

CONTRACT SIGNATURES

FOR THE OWNER

FOR THE CONTRACTOR

DRAWING CERTIFIED BY

REGISTERED

STATE

NUMBER

DATE

PLANT ENGINEERING AND CONSTRUCTION

MANUFACTURING STAFF

GENERAL MOTORS CORPORATION

General Motors Corporation 485 West Milwaukee Avenue Detroit, Michigan

NEW MANUFACTURING PLANT
FOR
OKLAHOMA INDUSTRIES AUTHORITY
TENANCY BY

GM ASSEMBLY DIVISION

GENERAL MOTORS CORPORATION

OKLAHOMA CITY OKLAHOMA

PROJECT TITLE

ROOM IDENTIFICATION

ROOM NUMBER: NUMBER ASSIGNED INDIVIDUAL ROOM FOR ARCHITECTURAL IDENTIFICATION.

ROOM TITLE: NAME ASSIGNED INDIVIDUAL ROOM BY OWNER.

FLOOR TYPE

1. CERAMIC TILE
2. PAVER TILE
3. RESILIENT TILE
4. TERRAZZO
5. CONCRETE
6. CARPET
7. MIN. AGG. FIN. CONC.
8. SPALL PROOF METAL FIN.
9. EPOXY FLOOR FIN.
10. ASPHALT PAVEMENT
11. GRATING
12. METAL DECK
13. RESILIENT TARKET

PREFIX "E" ADDED TO THE NUMERICAL FLOOR TYPE INDICATES THE FLOOR HAS AN EPOXY FINISH.

BASE TYPE

1. CERAMIC TILE
2. PAVER TILE
3. RESILIENT
4. TERRAZZO
5. STRUCTURAL GLAZED TILE
6. GLAZED BLOCK
7. METAL PARTITION
8. NONE
9. CONC. CURB

PREFIX "R" ADDED TO THE NUMERICAL BASE TYPE INDICATES THE BASE IS RECESSED.

SUFFIX "S" ADDED TO THE NUMERICAL BASE TYPE INDICATES A FLAT, STRAIGHT BASE NOT COVED.

SUFFIX "E" ADDED TO THE NUMERICAL BASE TYPE INDICATES THE BASE HAS AN EPOXY FINISH.

WALL TYPE

1. CERAMIC
2. PLYWOOD
3. METAL PARTITION
4. BRICK
5. GLAZED BRICK
6. C. BLOCK
7. STRUCTURAL GLAZED TILE
8. CONCRETE
9. PLASTER
10. PLASTIC LAMINATE
11. VINYL FABRIC
12. PRECAST PANEL
13. GLAZED BLOCK
14. EXTERIOR INSULATED METAL SIDING
15. DRYWALL
16. CARPET
17. 1½" METAL PANEL

CEILING TYPE

1. PLASTER - SUSPENDED
2. ACOUSTIC PLASTER - SUSPENDED
3. ACOUSTIC METAL PAN
4. ACOUSTIC TILE
5. 2 x 2 SUSPENDED ACOUSTIC TILE
6. 1 x 1 SUSPENDED ACOUSTIC TILE
7.
8. NONE

GENERAL NOTE

SEE ARCHITECTURAL DRAWINGS & OR SPECIFICATIONS FOR ADDITIONAL CONSTRUCTION INFORMATION.

ROOM FINISH SCHEDULE

SHEET TITLE

OWNER'S IDENTIFICATION

4500

P.E. & C. PROJECT NUMBER

DATE

DRAWN BY A.P.W

JOB CAPT.

3A

SHEET NUMBER

ARGO 118 REV. 12-69 K&E 17 0153 12-69

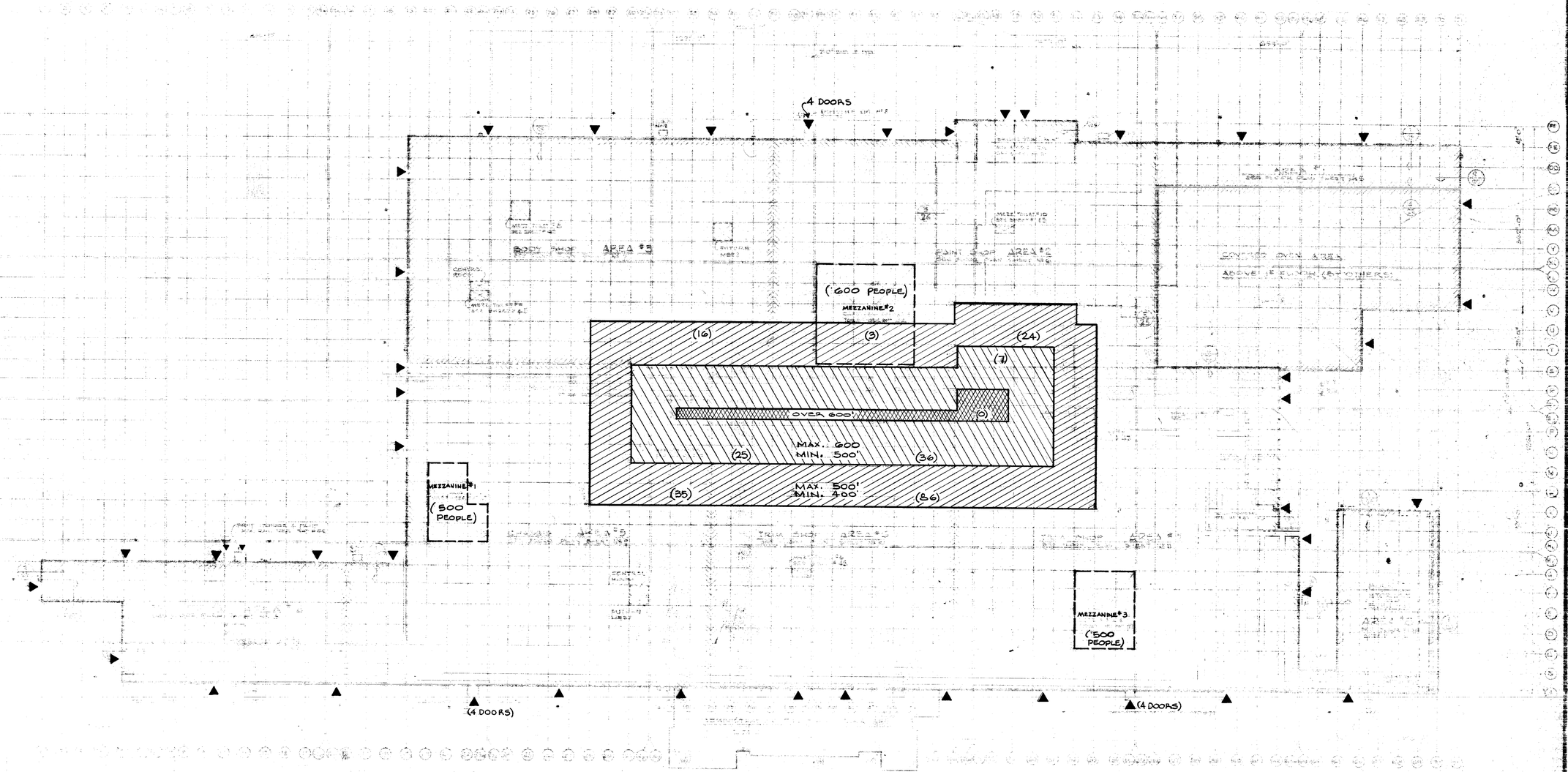

MAXIMUM TRAVEL TO EXIT (LEGEND)	Nº OF PEOPLE	% OF POPULATION
400'	2,218	90.5
500' TO 400'	164	6.7
600' TO 500'	68	2.8
635' TO 600'	0	0.0

* TOTAL PLANT POPULATION - 2,450 PEOPLE

LEGEND
▲ — EXIT
(12) — Nº OF PEOPLE IN AREA

KEY PLAN

REVISIONS

CONTRACT

DRAWING CERTIFIED BY

FOR THE OFFICER

REGISTERED

STATE

NUMBER

DATE

PLANT ENGINEERING AND CONSTRUCTION

MANUFACTURING STAFF

NEW MANUFACTURING

FOR

OKLAHOMA TRUCK

LEASED TO

GM ASSEMBLY DIVISION

GENERAL MOTORS CORPORATION

OKLAHOMA CITY OKLAHOMA

FIRST FLOOR MASTER PLAN

AND EXIT PLAN

DATE

DRAWN

4A

PROJECT NO. SHEET NO.

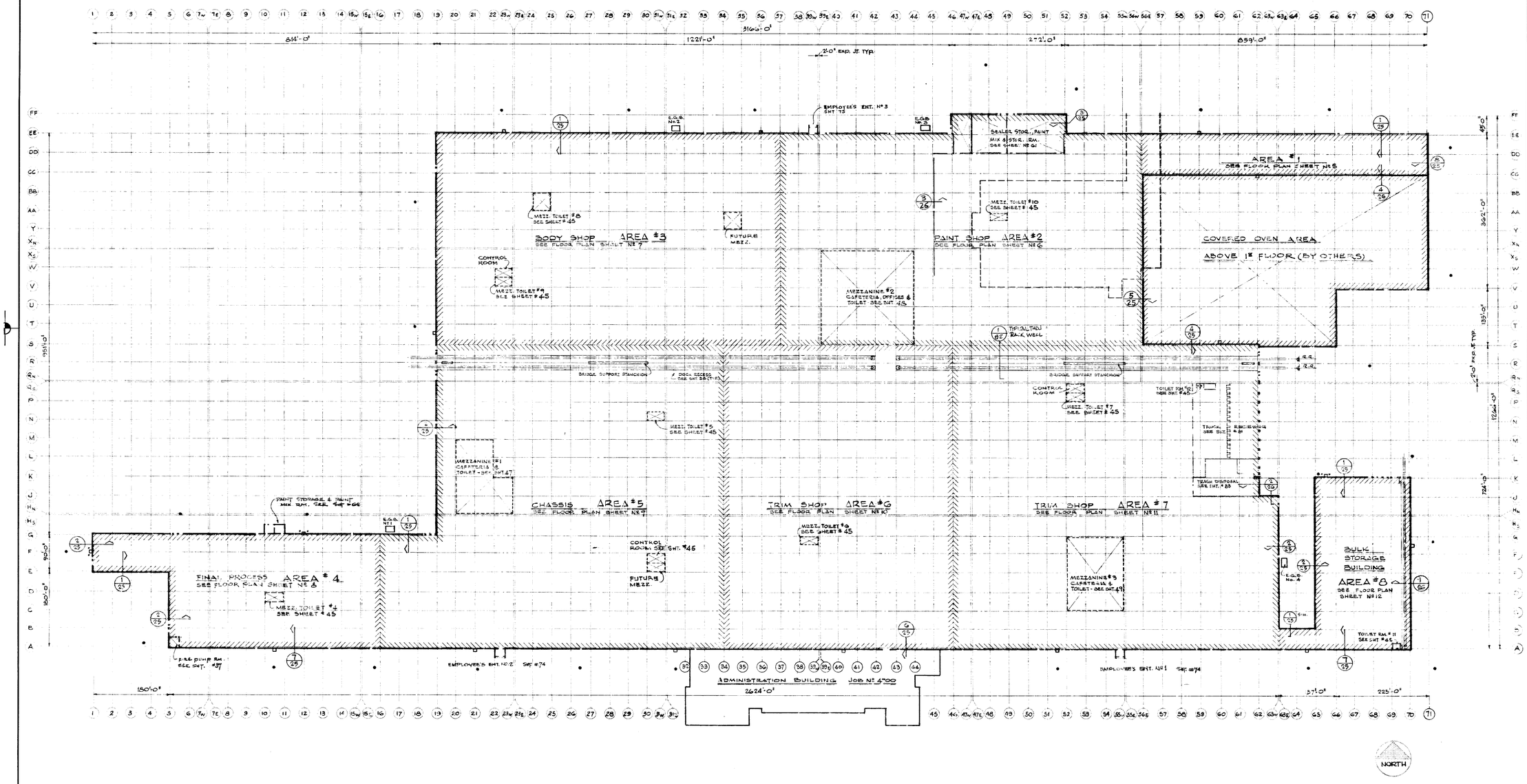

NOTE:
1. SEE SHEET #33 FOR FINISHES, JOINTS & REINFORCING OF FLOOR PLAN. SEE SHEET 40 & 40A FOR COLUMN POCKETS.

LEGEND
1. ● FIRE HYDRANT & HOSE HOUSE. (SEE "P" SHTS.)
2. ⊤ FIRE LADDERS

FIRST FLOOR MASTER PLAN

SCALE 1" = 100'-0"

DATE	ISSUED FOR	APPROVAL	APPROVAL
3-30-77	STRUCT STL. REF		
2-28-77	MECH. BLDG. REF		
3-21-77	PRIME MECH'L	ELECT. REF.	
3-21-77	CAISSON REF.		
4-7-77	METAL ROOF DECK BID		
4-7-77	METAL SIDING BID		
4-7-77	PRECAST PANEL BID		
4-28-77	CONC. PLENUM BID		
4-28-77	1st FLR CONC BID		
5-6-77	CONV. BID REF.		
5-12-77	RAILROAD BID		
5-20-77	SUPPORTED SLAB BID		
5-25-77	MISC. STEEL BID		
5-26-77	ARCH BID		
5-27-77	PAINTING & FINISHING BID		
8-08-77	PAINT BOOTH SYSTEM REF.		

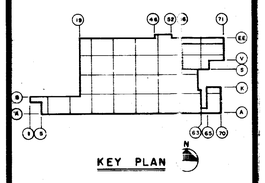

NO.	DATE	BY	APPROVAL	APPROVAL
160	5-5-77	RM		
EP-214	9-17-76	RM		
1192	11-7-77	L.M.		
PC-15	10-31-77	GN		
61	7-7-77	M.K.		
PC-#62	6-12-77	M.V.		
PC-#13	5-11-77	T.C.V.		

REVISIONS

CONTRACT SIGNATURES

FOR THE OWNER

FOR THE CONTRACTOR

DRAWING CERTIFIED BY

REGISTERED

STATE

NUMBER

DATE

ARGONAUT

PLANT ENGINEERING AND CONSTRUCTION

MANUFACTURING STAFF

GENERAL MOTORS CORPORATION

DIVISION OF GENERAL MOTORS 485 WEST MILWAUKEE AVENUE & DETROIT, MICHIGAN

ARCHITECTURE & ENGINEERING & REAL ESTATE & CONSTRUCTION MANAGEMENT

NEW MANUFACTURING PLANT
FOR
OKLAHOMA INDUSTRIES AUTHORITY
TENANCY BY
G M ASSEMBLY DIVISION
GENERAL MOTORS CORPORATION
OKLAHOMA CITY OKLAHOMA

PROJECT TITLE

FIRST FLOOR MASTER PLAN

SHEET TITLE

OWNER'S IDENTIFICATION

4500
P.E. & C. PROJECT NUMBER

DATE

DRAWN BY

JOB CAPT. C. PRISSER

4
SHEET NUMBER

PROJECT NO. SHEET NO.

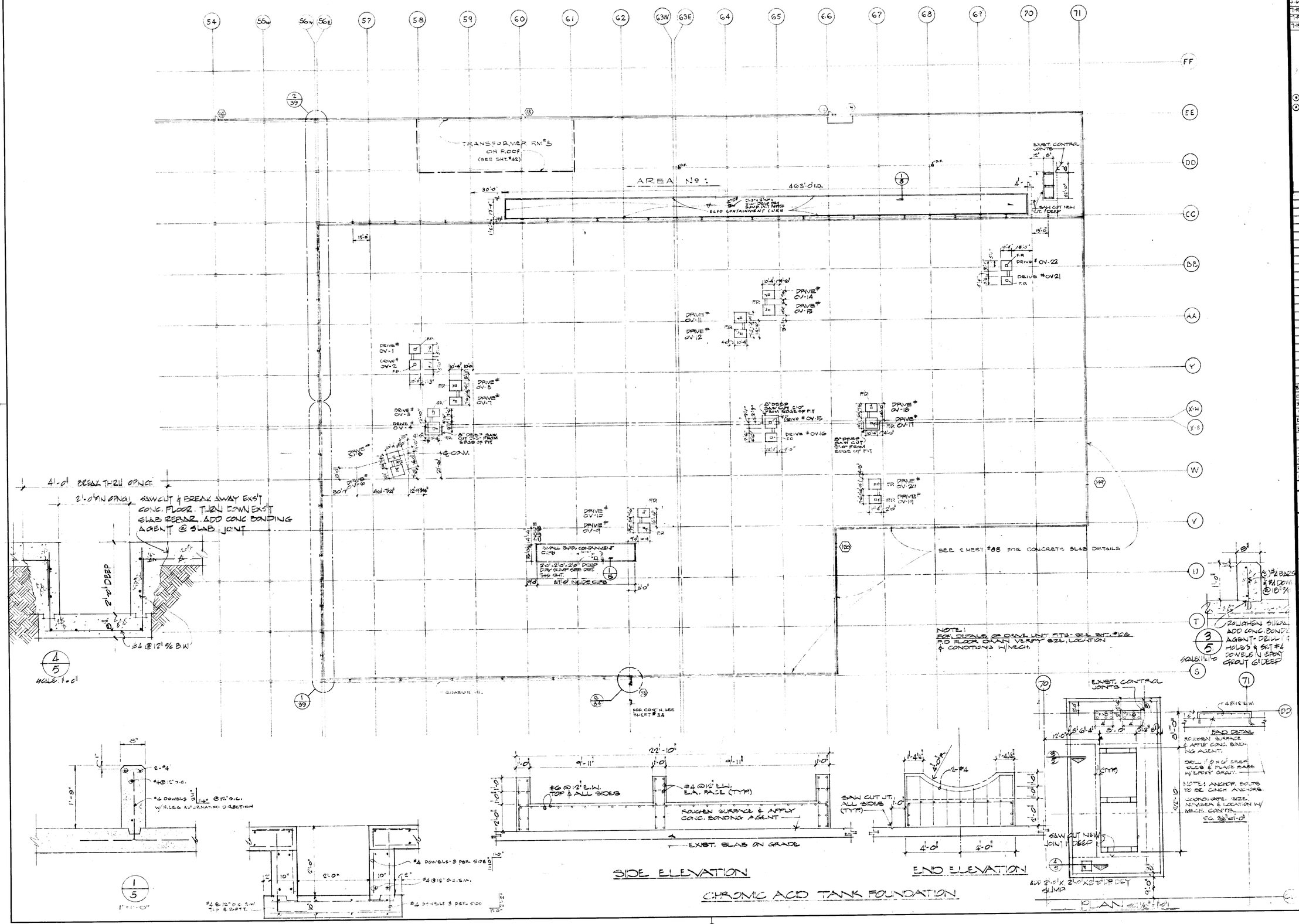

DATE	ISSUED FOR	APPROVAL	APPROVAL
2-2-77	STRUCT JT. REF		
2-28-77	MECH U.G. REF.		
2-23-77	PRIME MECHS	ELECT REF.	
3-21-77	CAISSON REF		
4-7-77	METAL REDR CONC. BID		
4-7-77	MISC. ALUM SIDING BID		
4-7-77	PRECAST PANEL BID		
4-18-77	FIRE PROT. REF.		
4-28-77	1st FLR CONC BID		
5-6-77	CONV. BID REF.		
5-20-77	S. APPROTS SLAB BID		
5-25-77	MISC. STEEL BID		
5-26-77	ARCH BID		
5-27-77	PAINTING & FOUNDATION BID		
6-6-77	SITE WORK PHASE II REF.		
7-15-77	STRUCT. CONC. REF		
7-15-77	BITU. PAVING REF		
7-15-77	CONC. PAVING REF		

KEY PLAN

NO.	DATE	BY	APPROVAL	APPROVAL
E20393	8-15-78	MK		
E-1251	1-22-78	HAH		
E-3178	12-20-77	MK		
E-0794	9-8-77	RM		
E20.65				
67	7-20-77			
91	7-7-77			
34	6-3-77	MK		
09 REF	6-9-77	MW		
PC #82	5-15-77	MW		
PC #19	5-11-77	MW		

REVISIONS

CONTRACT SIGNATURES

FOR THE OWNER

FOR THE CONTRACTOR

DRAWING CERTIFIED BY

REGISTERED

STATE

NUMBER

DATE

ARGONAUT DIVISION OF GENERAL MOTORS ARCHITECTURE & ENGINEERING

PLANT ENGINEERING AND CONSTRUCTION

MANUFACTURING STAFF

GENERAL MOTORS CORPORATION 485 WEST MILWAUKEE AVENUE & DETROIT, MICHIGAN

NEW MANUFACTURING PLANT FOR OKLAHOMA INDUSTRIES AUTHORITY TENANCY BY

GM ASSEMBLY DIVISION

GENERAL MOTORS CORPORATION

OKLAHOMA CITY OKLAHOMA

PROJECT TITLE

FIRST FLOOR - AREA #1 PLAN OVEN AREA

SHEET TITLE

OWNER'S IDENTIFICATION

P. E. & C. PROJECT NUMBER: 4500

DATE

DRAWN BY

JOB CAPT. C. BRISSEL

SHEET NUMBER: 5

PROJECT NO. SHEET NO.

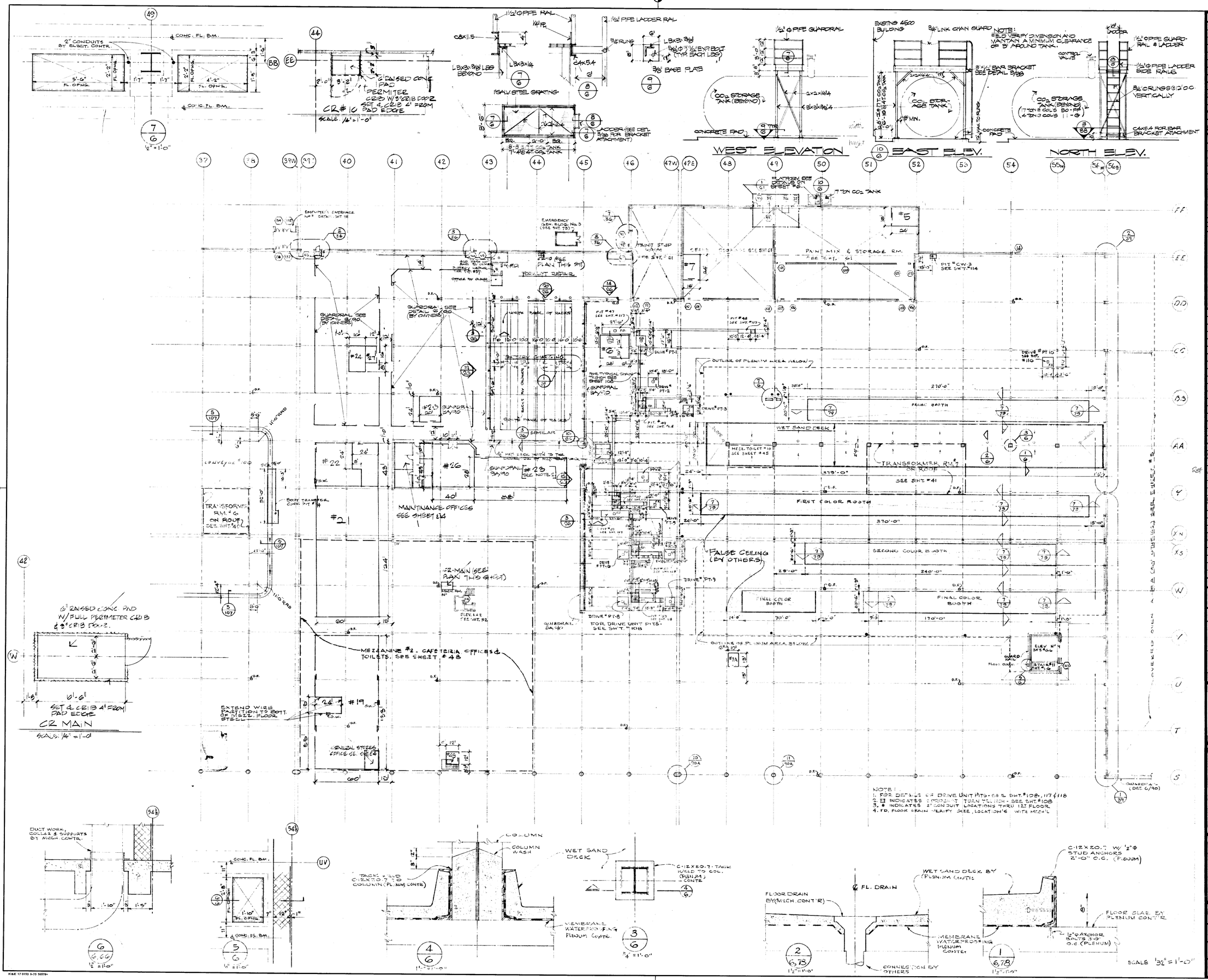

DATE	ISSUED FOR	APPROVAL	APPROVAL
3-5-77	STRUCT STL REF		
2-28-77	MISC H. & G. REF		
3-25-77	PRIME MECH	ELECT. REF	
3-21-77	CAISSON REF		
4-7-77	FINAL FOUND. & S.S.		
4-7-77	MISC. STRUCT. BLD.		
4-7-77	PRECAST PANEL BLD.		
4-18-77	FIRE PROT. REF.		
4-28-77	CONC. PLENUM, B.10		
4-28-77	1ST FLR CONC. BLD		
5-6-77	CONV. BLD REF.		
5-26-77	ENTR. & BLD. SLAB B.10		
5-26-77	MISC STEEL B.10		
5-26-77	ARCH. BLD		
6-27	[illegible]		
6-6-77	SITE WORK PHASE II REF.		
7-18-77	OFFICE CONC. REF		
7-15-77	ELT. BLD. REF		
7-15-77	CONC. TANK REF		
8-25-77	[illegible]		

NO.	DATE	BY	APPROVAL	APPROVAL
[illegible]		SB		
EFO 460	[illegible]	SB		
[illegible] 423	10-3-78	SB		
EFO 419	10-3-78	M.K.		
[illegible] 334	8-22-78	OB		
1218	8-21-78	MK		
EFO 374	7-27-78	MK		
EFO 342	6-15-78	RM		
161	6-1-78	RM		
EFO 296	4-6-78	HAH		
140	1-6-78	HAH		
119C	11-1-77	RM		
EFO 216	7-28-77	PB		
92 67	[illegible]	[illegible]		
61	7-7-77	MK		
52	6-21-77	MK		
84	5-3-77	RC		
CO 208	6-1-77	JB		
10 of 66	5-10-77	MW		
PC 18	5-1-77	TJ		

REVISIONS

CONTRACT SIGNATURES

FOR THE OWNER

FOR THE CONTRACTOR

DRAWING CERTIFIED BY

REGISTERED

STATE

NUMBER

DATE

ARGONAUT DIVISION OF GENERAL MOTORS 445 WEST MISHIGAN AVENUE DETROIT, MICHIGAN

PLANT ENGINEERING AND CONSTRUCTION

MANUFACTURING STAFF

GENERAL MOTORS CORPORATION

NEW MANUFACTURING PLANT FOR OKLAHOMA INDUSTRIES AUTHORITY TENANCY BY

G M ASSEMBLY DIVISION

GENERAL MOTORS CORPORATION

OKLAHOMA CITY OKLAHOMA

PROJECT TITLE

FIRST FLOOR - AREA #2 PLAN PAINT SHOP

SHEET TITLE

OWNER'S IDENTIFICATION

P.E. & C. PROJECT NUMBER 4500

DATE

DRAWN BY

JOB CAPT.

SHEET NUMBER 6

K&E 17 0153 9-73 56979

PROJECT NO. SHEET NO.

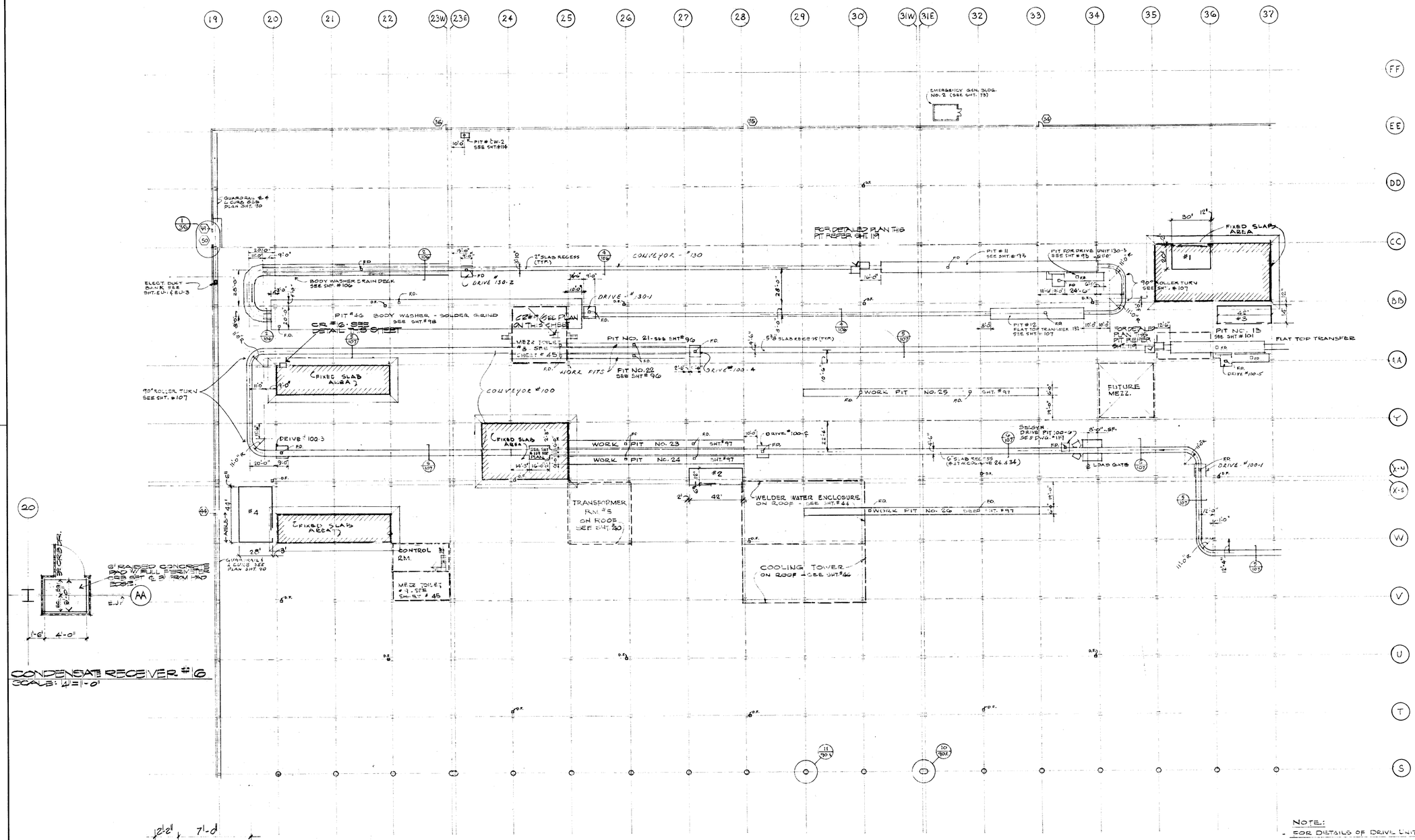

NOTE:
- FOR DETAILS OF DRIVE UNIT P 13 - SEE SHT. 108
- (F.D.) FLOOR DRAIN VERIFY SIZE, LOCATION CONDITIONS W/ MECH.

SCALE 1/32" = 1'-0"

DATE	ISSUED FOR	APPROVAL	APPROVAL
2-2-77	PRELIC. STRUCT.		
2-28-77	MECH. DWG. REF.		
3-25-77	PRIME & MECH. REF.		
3-21-77	CAISSON REF.		
3-7-77	VITAL WORK BID		
4-7-77	VITAL SIDING BID		
4-7-77	PRECAST PANEL BID		
4-18-77	FLEX PROT. REF.		
4-28-77	1st FLR CONC BID		
5-6-77	CONV. BID REF.		
5-20-77	SUPPORTED SLAB BID		
5-25-77	MISC STEEL BID		
5-26-77	ARCH BID		
6-23-77	PAINTING & FINISHING BID		
6-6-77	SITE WORK PLANS & REF.		
7-15-77	SPLIT CONC. REF.		
7-15-77	BITU. PAVING REF.		
7-16-77	CONC. PAVING REF.		

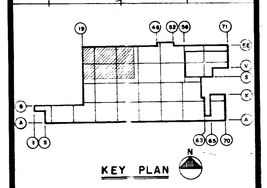

NO.	DATE	BY	APPROVAL	APPROVAL
1A-R1		SB		
EO 419	10-3-78	MK		
[illegible]	7-19-78	SB		
EO 340	6-16-78	LM		
EO 310	5-21-78	MK		
144	2-20-78	RM		
140	1-26-78	JAT		
EO-105	11-28-77	GN		
116	11-7-77	LM		
EO-102	9-30-77	RM		
EO 97	9-7-77	[illegible]		
EO 92	9-1-77	PB		
61	7-7-77	MK		
52	6-21-77	MK		
34	6-13-77	RB		
EO 13	5-11-77	V.E.		

REVISIONS

CONTRACT SIGNATURES

FOR THE OWNER

FOR THE CONTRACTOR

DRAWING CERTIFIED BY

REGISTERED

STATE

NUMBER

DATE

ARGONAUT DIVISION OF GENERAL MOTORS

PLANT ENGINEERING AND CONSTRUCTION MANUFACTURING STAFF

GENERAL MOTORS CORPORATION
485 WEST MILWAUKEE AVENUE • DETROIT, MICHIGAN

ARCHITECTURE • ENGINEERING • REAL ESTATE • CONSTRUCTION

NEW MANUFACTURING PLANT FOR OKLAHOMA INDUSTRIES AUTHORITY TENANCY BY

G M ASSEMBLY DIVISION

GENERAL MOTORS CORPORATION

OKLAHOMA CITY OKLAHOMA

PROJECT TITLE

FIRST FLOOR - AREA #3 PLAN BODY SHOP

SHEET TITLE

OWNER'S IDENTIFICATION

P. E. & C. PROJECT NUMBER: 1500

DATE

DRAWN BY

JOB CAPT.

SHEET NUMBER: 7

PROJECT NO. SHEET NO.

NO.	DEPT.	NAME	SIZE	DOOR 10'GL.	DOOR 4'GL.	WINDOW	CEILING	TYPICAL PLAN
1.	BODY	WELDER SUPPLY	30X20	—	2	—	—	5
2.	BODY	SAT. MAINT.	42X12	—	1	—	—	2
3.	BODY	SAT. MAINT.	42X14	—	2	—	—	2
4.	BODY	PARTS & EQUIP.	28X43	2	—	—	—	2
5.	PAINT	GUN REPAIR	24X16	—	1	—	—	2
6.	PAINT	SAT. MAINT.	22X28	—	1	—	—	2
7.	PAINT	BOOTH CLEANER	24X16	2	—	—	—	2
8.	BASMT.	INSP. RECORDS	—	1	—	—	—	1
9.	REC'G.	SECURITY	—	1	—	—	—	1
10.	T&C	SAT. MAINT.	28X20	—	1	—	—	1
11.	BULK	STORAGE	—	1	—	—	—	1
12.	TRIM	RADIO	20X44	4	1	—	YES	4
13.	TRIM	SAT. MAINT.	8X44	—	2	—	—	2
14.	TRIM	REPAIR PARTS	8X24	—	—	—	—	2
15.	CHASSIS	SAT. MAINT.	44X20	—	1	—	—	2
16.	FINAL	PARTS	8X8	—	1	—	—	2
17.	FINAL	REPAIR PARTS	20X20	—	1	—	YES	2
18.	FINAL	SECURITY	20X12	—	1	—	YES	2
19.		GEN'L. STORES	60X193	4	—	2	—	1
20.		TEMPORARY REC.	10X20	1	—	—	—	2
21.		SALVAGE	60X124	3		—	—	2
22.		PORT TOOLS	60X43	—	2	1	—	2
23.		PILOT AREA	88X28	2	—	—	—	2
24.	TOOL RM.	TOOL CRIB	24X16	—	1	1	—	2
25.	MAINT.	TOOL CRIB	24X20	—	1	1	—	1
26.	MAINT.	EQUIP. REPAIR	40X43	*	—	—	—	1
27.	MAINT.	ELECTRONIC	16X12	—	1	—	YES	
7A			10X13		1	—	—	2
43		FIRE PROTECTION	12X12		1			2
34		CUT & SEW	20X20		1			1
41		INSPECTION RECORDS	24X110	1				2

NOTES:
1. SEE PLAN FOR LOCATION OF DOOR (INSIDE OR OUTSIDE)
2. PROVIDE CUT-OUTS FOR CONVEYOR INTERFERENCES-
3. ALL DOORS TO BE 8'-0" HIGH

* TWO 8'-0" SWINGING DOORS

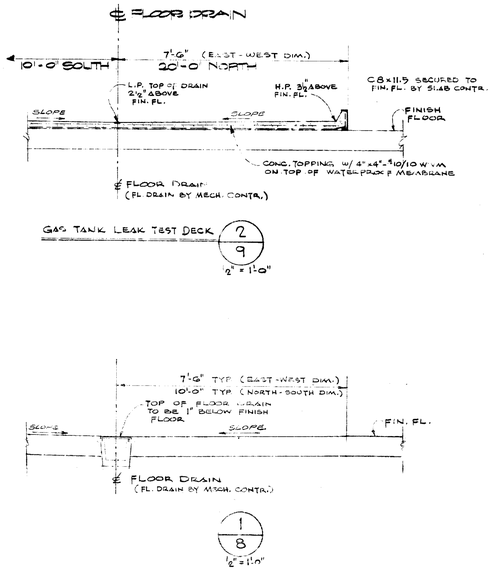

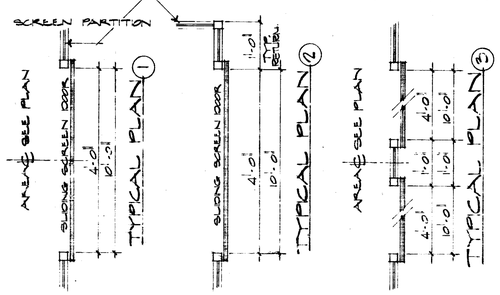

NOT TO SCALE

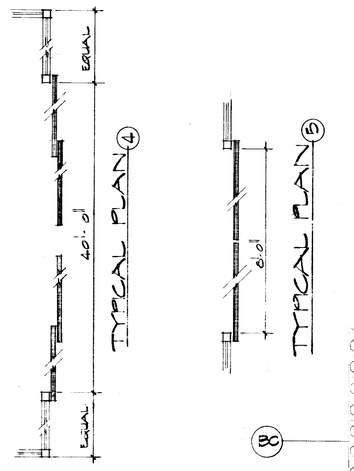

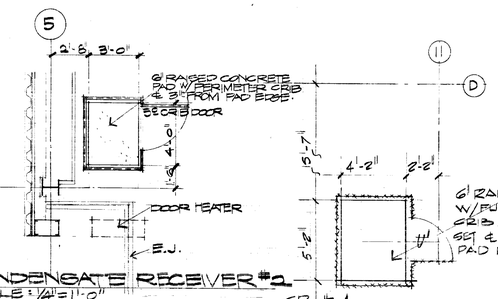

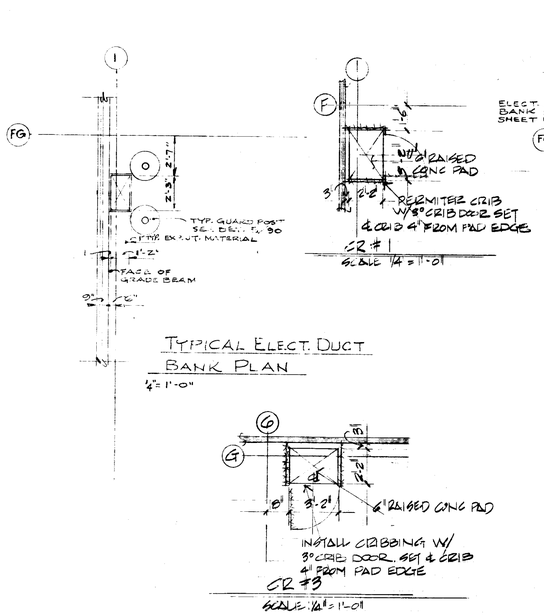

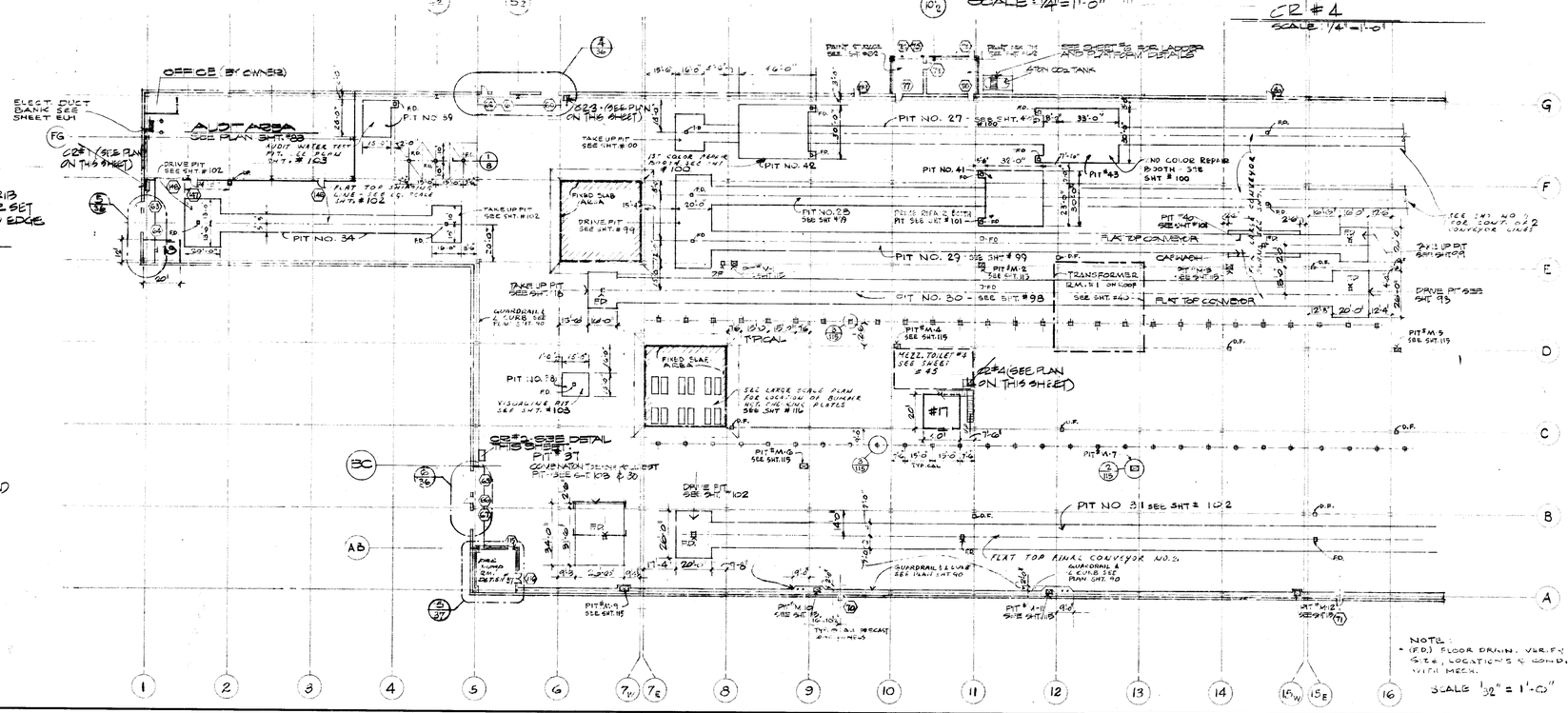

NOTE:
- (F.D.) FLOOR DRAIN. VERIFY SIZE, LOCATION & CONDITION WITH MECH.

SCALE 1/32" = 1'-0"

DATE	ISSUED FOR	APPROVAL	APPROVAL
8-8-77	SITE & STRUCT. REF.		
2-23-77	MISC. GEN. REF.		
3-23-77	PRIME MECH & ELECT REF.		
3-21-77	CAISSON REF.		
4-7-77	METAL ROOF DECK BID		
4-7-77	METAL STORAGE BLD.		
4-7-77	PRECAST PARTS BID		
4-18-77	FIRE PROT. REF.		
4-28-77	1st FLR CONC. BID		
5-2-77	SUPPORTED SLAB BID		
5-25-77	MISC. STEEL BID		
5-26-77	ARCH BID		
5-27-77	PAINTING & FINISHING BID		
6-6-77	SITE WORK PLANS & REF.		
7-15-77	STRUCT. CONC. REF.		
7-15-77	BTU. PLUMB. REF.		
7-15-77	CONC. MIX REF.		

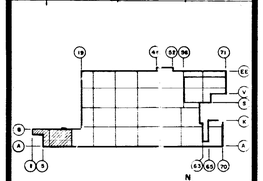

NO.	DATE	BY	APPROVAL	APPROVAL
EFO 55	12-1-78	SB		
EFO 81	12	SB		
EFO 45	12-13	SB		
EFO 38	1-78	SB		
EFO 419	10-3-78	MK		
EFO 2	9-19-78	SB		
EFO 60	9-18-78	SB		
EFO 30	6-15-78	ZM		
EFO 31	5-15-78	ZM		
EFO 36	5-1-78	SB		
EFO 30	4-21-78	MK		
EFO 26	4-6-78	HAH		
44	2-20-78	MK		
140	1-26-78	HAH		
102	11-7-77	ZM		
EFO 33	9-16-77	DP		
81R	8-31-77	EM		
81	8-19-77	MK		
RC 6	7-20-77	MW		
41	7-7-77	MK		
BULD 4	6-17-77	PE		
RC 20	6-16-77	MW		
RC 22	5-13-77	MW		
RC 18	5-11-77	VDP		

REVISIONS

CONTRACT SIGNATURES	DRAWING CERTIFIED BY
FOR THE OWNER	REGISTERED
	STATE
	NUMBER
FOR THE CONTRACTOR	DATE

PLANT ENGINEERING AND CONSTRUCTION MANUFACTURING STAFF
ARGONAUT DIVISION OF GENERAL MOTORS
GENERAL MOTORS CORPORATION
3044 WEST GRAND BLVD. DETROIT, MICHIGAN 48202
2 WEST MILWAUKEE AVENUE & DETROIT, MICHIGAN

NEW MANUFACTURING PLANT
FOR
OKLAHOMA INDUSTRIES AUTHORITY
TENANCY BY
G M ASSEMBLY DIVISION
GENERAL MOTORS CORPORATION
OKLAHOMA CITY OKLAHOMA

PROJECT TITLE

FIRST FLOOR - AREA #4 PLAN
FINAL PROCESS

SHEET TITLE

OWNER'S IDENTIFICATION	P.E. & C. PROJECT NUMBER
	4500
DATE	
DRAWN BY	8
JOB CAPT.	SHEET NUMBER

K&E 17 0153 9-73 56579+

PROJECT NO. SHEET NO.

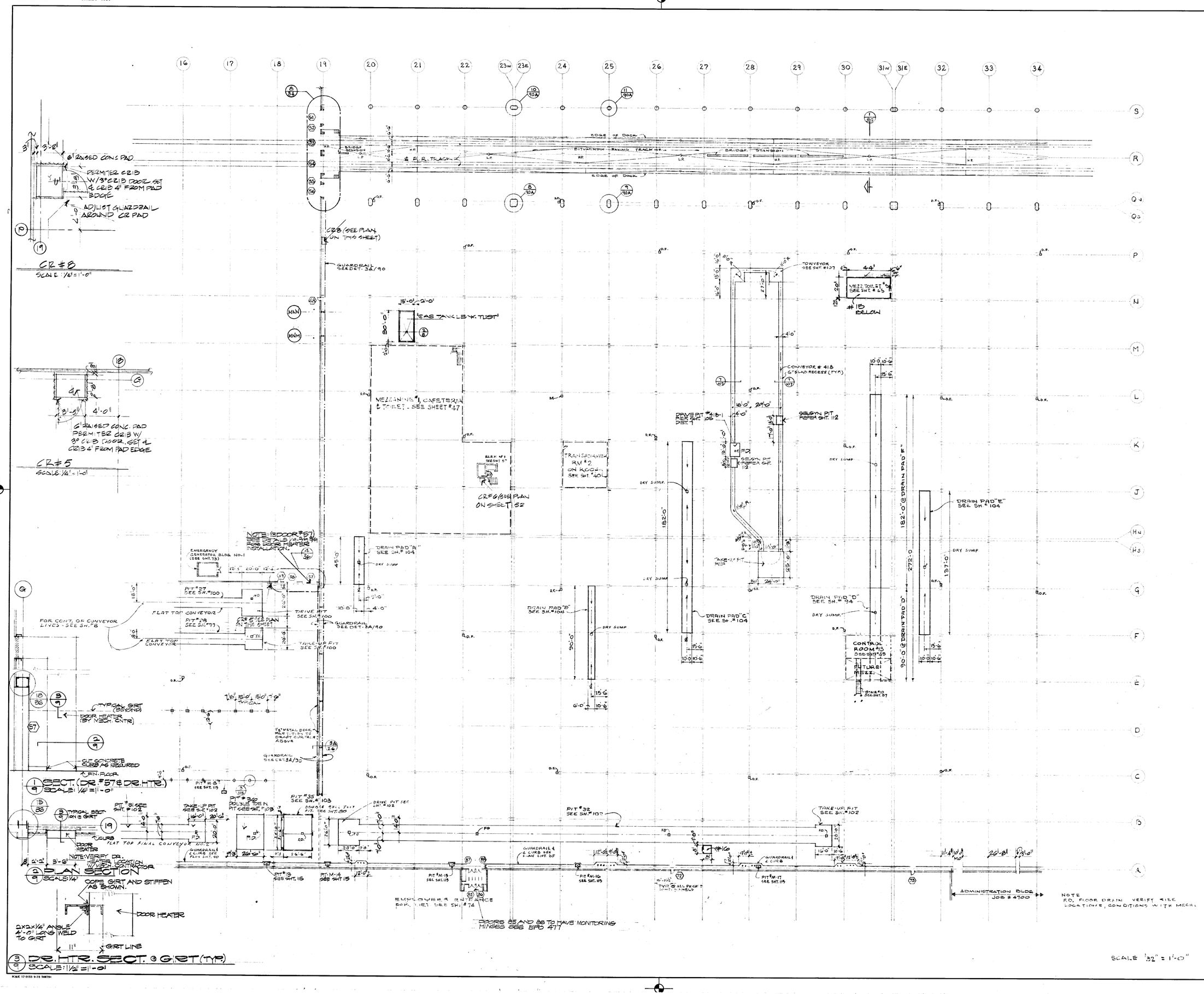

DATE	ISSUED FOR	APPROVAL	APPROVAL
2-3-77	STRUCT. REF		
2-28-77	MECH. U.C. REF		
3-25-77	PRIME MECH. & ELECT. REF		
3-31-77	CAISSON REF		
4-7-77	METAL ROOF DECK BID		
4-7-77	METAL SIDING BID		
4-7-77	PRECAST PANEL BID		
4-18-77	FIRE PROT. REF.		
4-28-77	ELEC CONC BID		
5-12-77	RAILROAD BID		
5-20-77	SUPPORTS & SLAB REF		
5-25-77	MISC STEEL BID		
5-26-77	ARCH BID		
5-27-77	PAINTING & FINISHING BID		
6-6-77	P/E WORK PLACE IS REF.		
7-15-77	STRUCT. CONC. REF.		
7-15-77	ELEV. & DUMB REF.		
7-15-77	CONC FILL REF.		

KEY PLAN

NO.	DATE	BY	APPROVAL	APPROVAL
EPO 477	1-25-79	SB		
412	7-19-78	SB		
EPO 320	6-5-78	BM		
EPO 316	5-12-78	BM		
EPO 312	5-1-78	SB		
144		MK		
160	1-26-78	HAH		
BPO 71	12-2-77	MK		
1196	11-17-77	F.M.		
BPO 163	11-1-77	PB		
BPO 152	7-16-77	P.B.		
81	6-3-77	MK		
[illegible]	[illegible]	[illegible]		
61	7-7-77	MK		
BULL 34	6-13-77	T.C.V.		
PC #22	5-13-77	M.W.		
PC 13	5-11-77	VE		

REVISIONS

CONTRACT SIGNATURES

FOR THE OWNER

FOR THE CONTRACTOR

DRAWING CERTIFIED BY

REGISTERED

STATE

NUMBER

DATE

ARGONNE DIVISION OF PLANT ENGINEERING AND CONSTRUCTION

PLANT ENGINEERING AND CONSTRUCTION

MANUFACTURING STAFF

GENERAL MOTORS CORPORATION

485 WEST MILWAUKEE AVENUE & DETROIT, MICHIGAN

ARCHITECTURE & ENGINEERING & REAL ESTATE & CONSTRUCTION SERVICES

NEW MANUFACTURING PLANT FOR OKLAHOMA INDUSTRIES AUTHORITY FINANCY BY

GM ASSEMBLY DIVISION

GENERAL MOTORS CORPORATION

OKLAHOMA CITY OKLAHOMA

PROJECT TITLE

FIRST FLOOR - AREA # 5 PLAN CHASSIS

SHEET TITLE

OWNER'S IDENTIFICATION

P. E. & C. PROJECT NUMBER 4500

DATE

DRAWN BY T.V. V.E., R.

JOB CAPT. C.B.

SHEET NUMBER 9

K&E 17 0153 9-73 50679

PROJECT NO. SHEET NO.

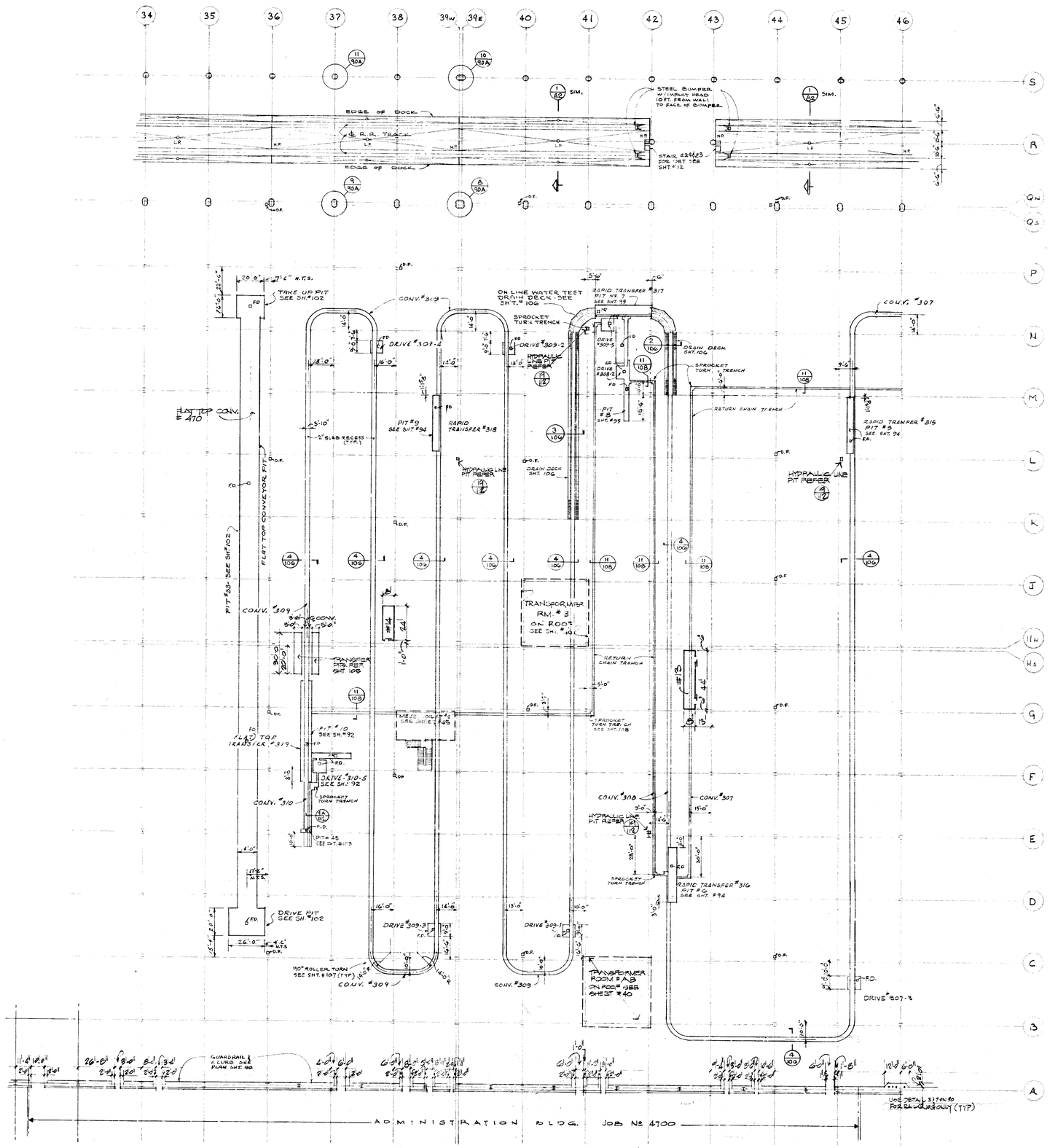

NOTE: IF GUARDRAIL CANTILEVERS BEYOND 2'-9" AT ANY ADMIN. BLDG OPENING THEN ADD ANCHOR BOLTED POST AS PER DET 3&7 ON 90 (TYP)

NOTE:
FOR DETAILS OF DRIVE UNIT PITS - SEE SHT. #108

F.D. FLOOR DRAIN VERIFY SIZE, LOCATION AND CONDITIONS W/ MECH'L

SCALE 1/32" = 1'-0"

DATE	ISSUED FOR	APPROVAL	APPROVAL
2-8-77	STRUCT. STL. REF.		
2-28-77	MECH'L U.G. REF.		
3-23-77	PRIME MECH'L & ELECT REF.		
3-21-77	CAISSON REF.		
4-7-77	METAL DECK BID		
4-7-77	METAL SIDING BID		
4-7-77	PRECAST PANEL BID		
4-15-77	F&S PERF REF.		
4-28-77	1ST FLR CONC. BID		
5-12-77	RAILROAD BID		
5-20-77	SUPPORTED SLAB BID		
5-25-77	MISC. STEEL BID		
5-26-77	ARCH BID		
5-23-77	PAINTING & FINISH HARDWARE		
6-6-77	SITE WORK PHASE I REF.		
7-15-77	STRUCT. CONC. REF.		
7-15-77	BITL. PAVING REF.		
7-15-77	CONC. FILL REF.		

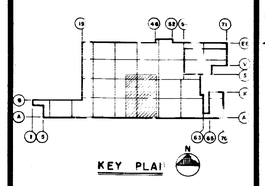

NO.	DATE	BY	APPROVAL	APPROVAL
EF036	5-2-78	RW		
140	1-26-78	HAH		
1196	11-1-77	GM		
EF0133	10-21-77	VM		
EF0115	10-4-77	PB		
EF038	9-16-77	PB		
81	8-19-77	PB		
73	8-1-77	MK		
66	7-29-77	MK		
61	7-7-77	MK		
54	6-13-77	VE		
PC18	5-11-77	VE		

REVISIONS

CONTRACT SIGNATURES

FOR THE OWNER

FOR THE CONTRACTOR

DRAWING CERTIFIED BY

REGISTERED

STATE

NUMBER

DATE

ARGONAUT DIVISION OF GENERAL MOTORS ARCHITECTURE & ENGINEERING

PLANT ENGINEERING AND CONSTRUCTION

MANUFACTURING STAFF

GENERAL MOTORS CORPORATION
485 WEST MILWAUKEE AVENUE • DETROIT, MICHIGAN

A REAL ESTATE & CONSTRUCTION MANAGEMENT

NEW MANUFACTURING PLANT
FOR
OKLAHOMA INDUSTRIES AUTHORITY
TENANCY BY

G M ASSEMBLY DIVISION

GENERAL MOTORS CORPORATION

OKLAHOMA CITY OKLAHOMA

PROJECT TITLE

FIRST FLOOR - AREA #6 PLAN
SHOP AREA

SHEET TITLE

OWNER'S IDENTIFICATION

4500
P. E. & C. PROJECT NUMBER

DATE

DRAWN BY

JOB CAPT.

10
SHEET NUMBER

K&E 17 0153 9-73 5679+

PROJECT NO. SHEET NO.

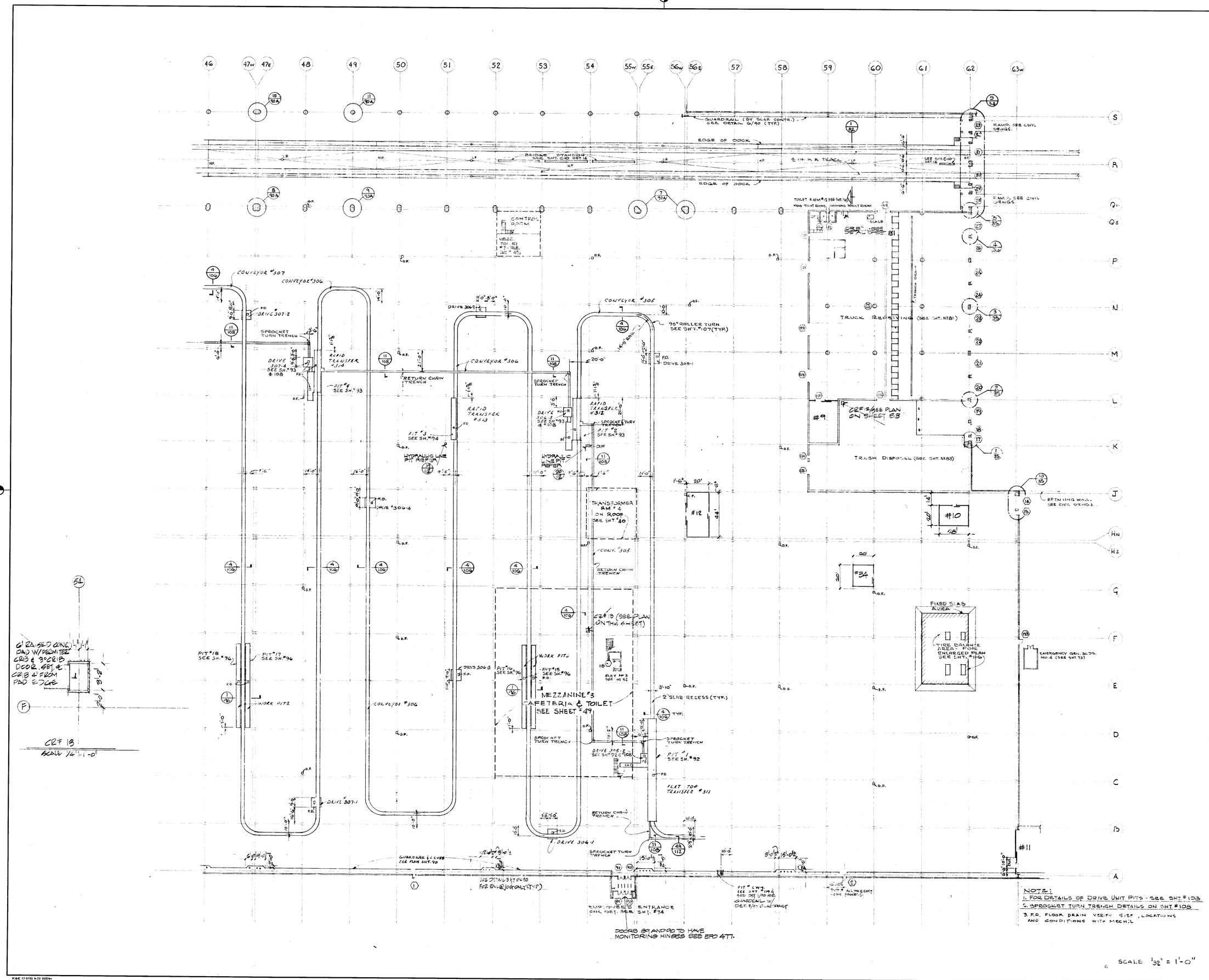

NOTES:
1. FOR DETAILS OF DRIVE UNIT PITS - SEE SHT. #108
2. SPROCKET TURN TRENCH DETAILS ON SHT #108
3. F.D. FLOOR DRAIN VERIFY SIZE, LOCATIONS AND CONDITIONS WITH MECH'L

DATE	ISSUED FOR	APPROVAL	APPROVAL
[illegible]	[illegible] REF		
2-28-77	MECH'L & ELEC. REF.		
3-22-77	PLUMB. MECH.	ELEC'T REF	
3-21-77	CAISSON REF.		
4-7-77	METAL COOP. DECK BID		
4-7-77	METAL SIDING BID		
4-7-77	PRECAST PANEL BID		
4-18-77	PILE REF. REF		
4-28-77	1st FLR. CONC. BID		
5-6-77	CONV. BID REF		
5-12-77	RAILROAD BID		
5-20-77	SUSPENDED SLAB BID		
5-25-77	MISC. STEEL BID		
5-26-77	ARCH BID		
5-27-77	DIMENSIONING & REVISIONS BID		
6-6-77	SITE DRAIN PHASE II REF.		
7-18-77	[illegible]		
7-18-77	[illegible] REF		
7-18-77	[illegible]		

NO.	DATE	BY	APPROVAL	APPROVAL
[illegible]	1-25-79	SB		
[illegible]		SB		
EFD 466	2-1-78	SB		
EFD 419	10-3-78	M.K.		
[illegible]	8-30-78	SB		
EFD 364	7-21-78	WD		
EFD 342	6-5-78	ZM		
EFD 316	5-2-78	ZM		
EFD 310	4-21-78	MK		
140	1-26-78	NAH		
114 C	11-7-77	ZM		
EFD 138	10-21-77	M.		
EFD 114	7-19-77	MK		
EFD 113	7-16-77	FB		
81	8-19-77	PB		
73	8-1-77	MK		
[illegible]				
61	7-7-77	MK		
34	6-13-77	V.E.		
RC 13	5-11-77	V.E.		

REVISIONS

CONTRACT SIGNATURES

FOR THE OWNER

FOR THE CONTRACTOR

DRAWING CERTIFIED BY

REGISTERED

STATE

NUMBER

DATE

ARGONAUT DIVISION OF GENERAL MOTORS

PLANT ENGINEERING AND CONSTRUCTION MANUFACTURING STAFF

GENERAL MOTORS CORPORATION
485 WEST MILWAUKIE AVENUE & DETROIT, MICHIGAN

ARCHITECTURE & ENGINEERING & REAL ESTATE & CONSTRUCTION MANAGEMENT

NEW MANUFACTURING PLANT
FOR
OKLAHOMA INDUSTRIES AUTHORITY
TENANCY BY
G M ASSEMBLY DIVISION
GENERAL MOTORS CORPORATION
OKLAHOMA CITY OKLAHOMA

PROJECT TITLE

FIRST FLOOR - AREA #7 PLAN
TRIM SHOP

SHEET TITLE

OWNER'S IDENTIFICATION

4500
P. E. & C. PROJECT NUMBER

DATE

DRAWN BY

JOB CAPT.

11
SHEET NUMBER

K&E 17 0153 9-72 5639+

PROJECT NO. SHEET NO.

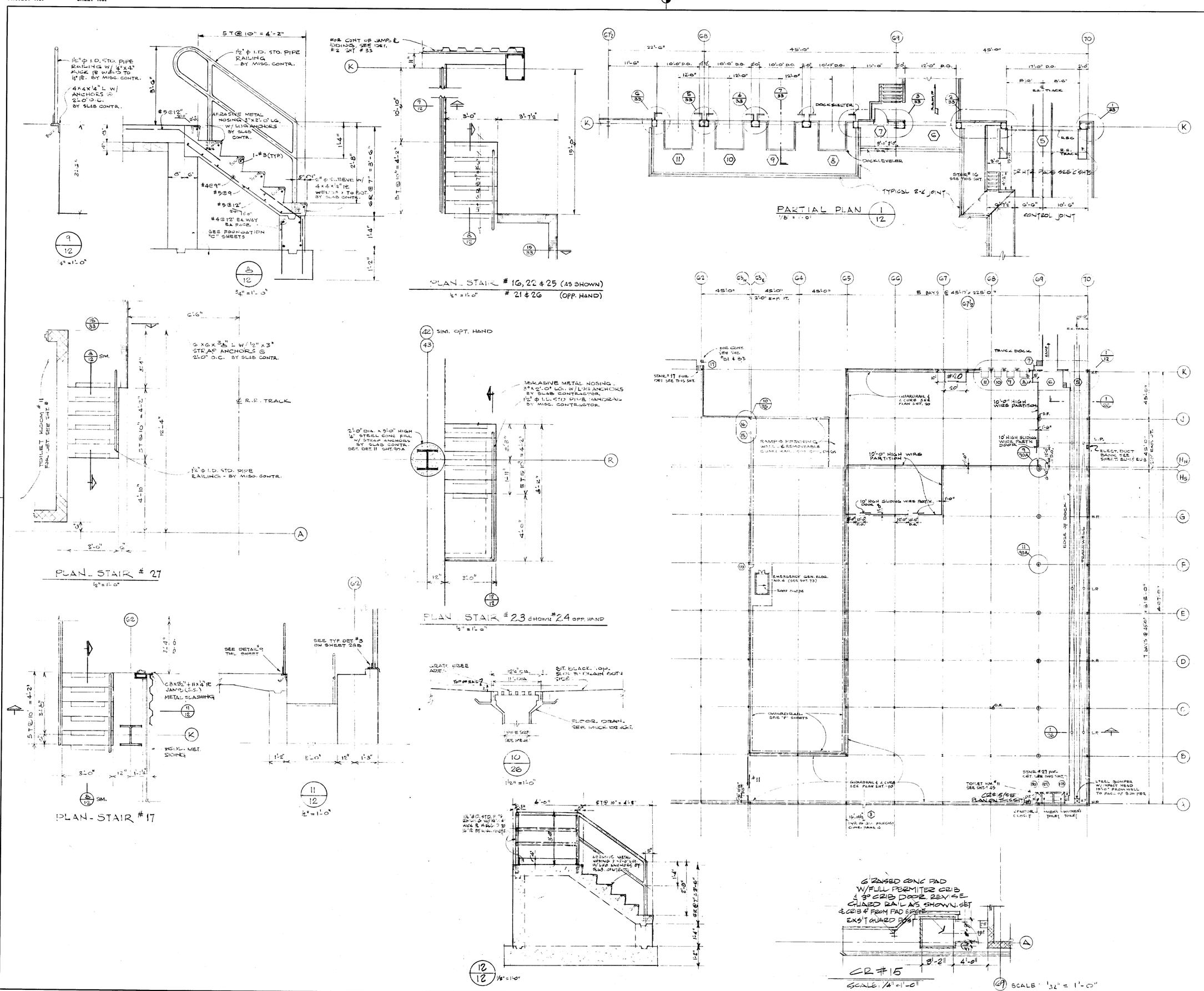

DATE	ISSUED FOR	APPROVAL	APPROVAL
2-8-77	STRUCT. STL. REF.		
2-28-77	MECH U.G. REF.		
3-2-77	PLUMB MECH & ELECT REF.		
3-21-77	CAISSON REF.		
4-1-77	METAL ROOF DECK BID		
4-1-77	METAL SIDING BID		
4-1-77	PRECAST PANEL BID		
4-18-77	FOR PART REF.		
4-22-77	UT FLE CNL. BID		
5-18-77	RAILROAD BID		
5-20-77	SUMCRETE SLAB BID		
5-25-77	MISC STEEL BID		
5-26-77	ARCH BID		
5-27-77	PAINTING & FINISHING		
6-6-77	SITE WORK PHASE II REF.		
7-15-77	STRUC CONC REF.		
7-15-77	SITE PLANS REF.		
7-15-77	CONC. HAUNCH REF.		

NO.	DATE	BY	APPROVAL	APPROVAL
EPO 450	12-1-78	SB		
EPO 337 R	6-15-78	MK		
EPO 340	6-15-78	EM		
EPO 337	6-2-78	MK		
EPO 315	4-27-78	EM		
EPO 310	4-21-78	MK		
EPO 296	4-6-78	HAH		
186	2-28-78	EM		
117 R	11-7-77	F.K.		
103	10-18-77	EM		
77	[illegible]	[illegible]		
61	7-7-77	MK		
34	4-13-77	F.C.		
EC 3	3-11-77	F.C.V.		

REVISIONS

CONTRACT SIGNATURES

FOR THE OWNER

FOR THE CONTRACTOR

DRAWING CERTIFIED BY

REGISTERED

STATE

NUMBER

DATE

ARGONA

PLANT ENGINEERING AND CONSTRUCTION

MANUFACTURING STAFF

GENERAL MOTORS CORPORATION

ARCHITECTURE & ENGINEERING & REAL ESTATE & CONSTRUCTION

NEW MANUFACTURING PLANT FOR OKLAHOMA INDUSTRIES AUTHORITY TENANCY BY

GM ASSEMBLY DIVISION

GENERAL MOTORS CORPORATION

OKLAHOMA CITY OKLAHOMA

PROJECT TITLE

FIRST FLOOR - AREA # 8 PLAN

SHEET TITLE

OWNER'S IDENTIFICATION

DATE

DRAWN BY

JOB CAPT.

4500

P. E. & C. PROJECT NUMBER

12

SHEET NUMBER

K&E 17 0153 9-73 50579

PROJECT NO. SHEET NO.

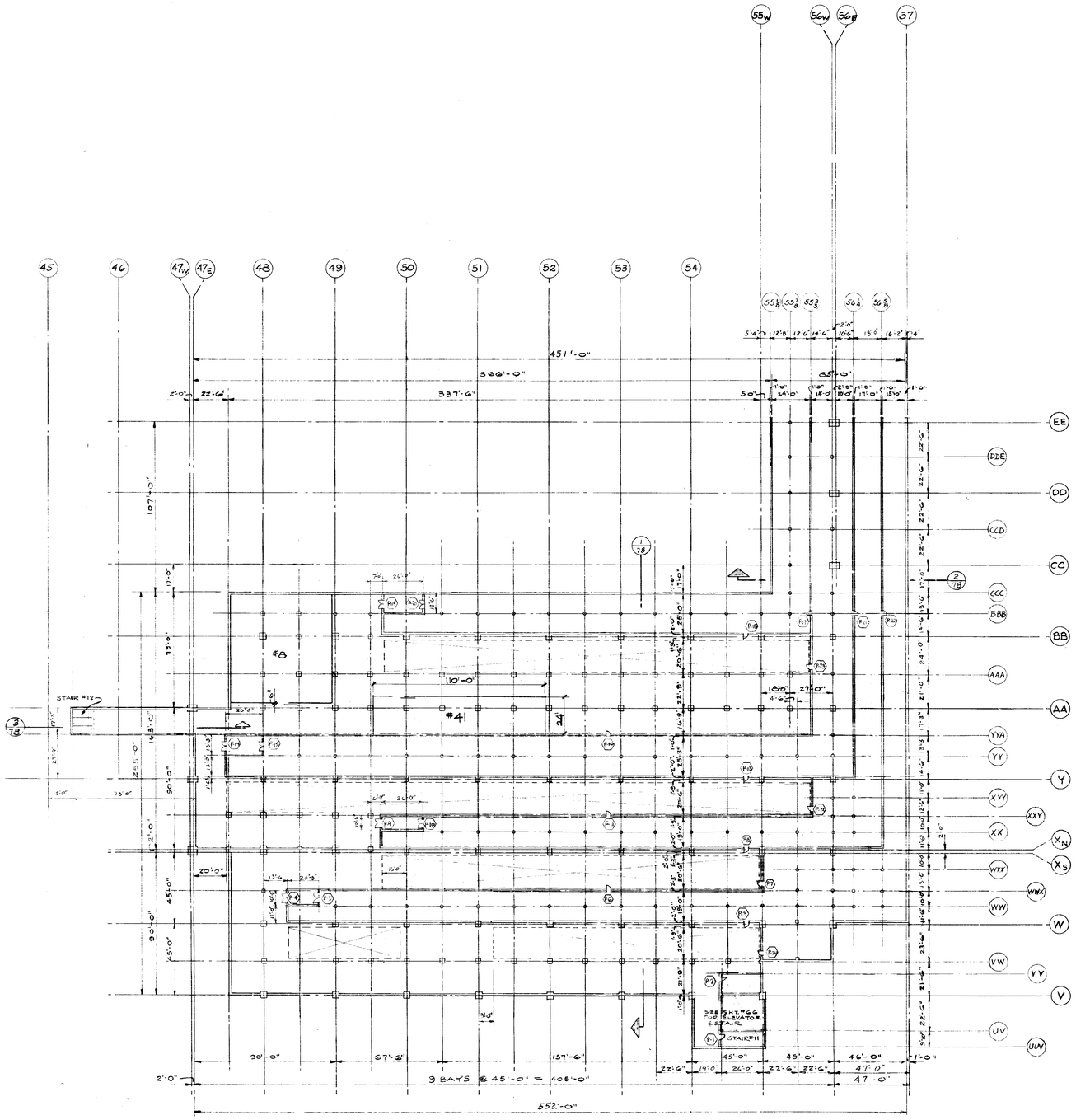

GENERAL NOTE:

1. VERIFY ALL DIMENSIONS, COLUMN DESIGNATIONS AND LOCATIONS, WALL THICKNESSES, ETC. WITH CONCRETE DRAWINGS.
2. ALL STEEL (EXCEPT STRUCTURAL STEEL) WHICH IS CAST INTO OR PENETRATING PLENUM AREA SHALL BE FURNISHED & INSTALLED BY PLENUM CONTRACTOR.

DATE	ISSUED FOR	APPROVAL	APPROVAL
2-8-77	SUBMITTAL		
2-25-77	MBH U/G REF.		
2-23-77	PRIME MECH & ELECT REF.		
3-21-77	CAISSON REF.		
4-25-77	CONC. PLENUM BID		
4-28-77	1st F.B. CONC BID		
5-26-77	ARCH BID		
6-27-77	PAINT INCL & EXISTING MOD BID		
8-5-77	PAINT SHOPPE PLENUM REF.		

NO.	DATE	BY	APPROVAL	APPROVAL
REV 2477-R1		SB		
REV 460	9-1-78	SB		
REV 419	10-3-78	M.K.		
171 R	3-21-78	M.K.		
119 C	11-7-77	ZM		
61	7-7-77	M.K.		
RC #17	5-10-77	T.W.		

REVISIONS

CONTRACT SIGNATURES

FOR THE OWNER

FOR THE CONTRACTOR

DRAWING CERTIFIED BY

REGISTERED

STATE

NUMBER

DATE

ARGONAUT

PLANT ENGINEERING AND CONSTRUCTION

MANUFACTURING STAFF

DIVISION OF GENERAL MOTORS & 485 WEST MILWAUKEE AVENUE & DETROIT, MICHIGAN

ARCHITECTURE & ENGINEERING & REAL ESTATE & CONSTRUCTION MANAGEMENT

NEW MANUFACTURING PLANT FOR OKLAHOMA INDUSTRIES AUTHORITY TO BE OWNED BY

GM ASSEMBLY DIVISION

GENERAL MOTORS CORPORATION

OKLAHOMA CITY OKLAHOMA

PROJECT TITLE

PAINT SHOP PLENUM PLAN

SHEET TITLE

OWNER'S IDENTIFICATION

4500 P.E.&C. PROJECT NUMBER

DATE

DRAWN BY

JOB CAPT.

13

SHEET NUMBER

ARGO 118 REV. 12-69 K&E 17 0153 3-74 1750+

PROJECT NO. SHEET NO.

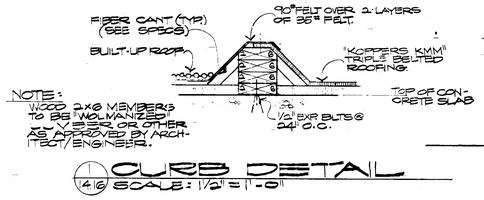

1 CURB DETAIL
4/6 SCALE: 1/2"=1'-0"

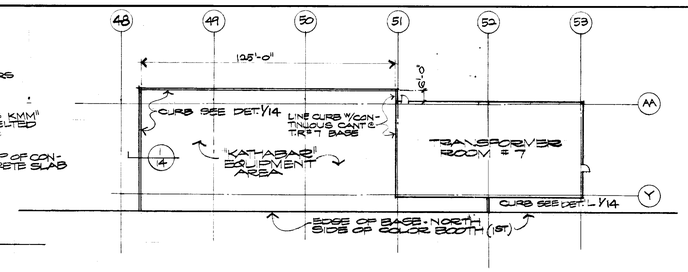



SCHEMATIC ROOF PROFILE.

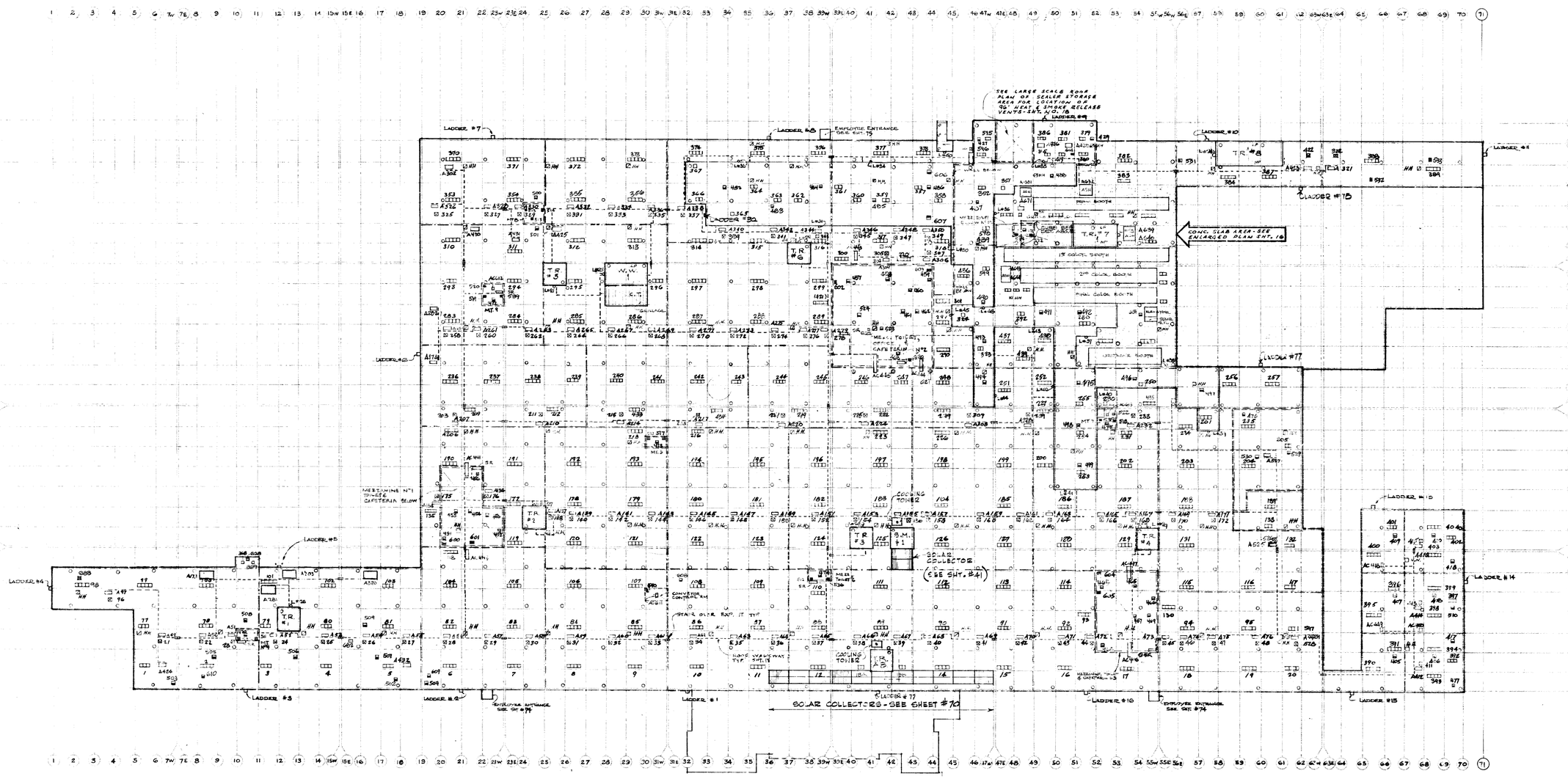

GENERAL NOTES

1. SEE TRANSFORMER ROOM ROOF PLANS ON SHEET 40, 41, 42, 43 FOR ROOF OPENINGS. (SHADED AREAS)
2. SEE WELDER WATER ROOF PLAN ON SHEET 44 FOR ROOF OPENINGS (SHADED)
3. SEE SEALER ROOM ROOF PLAN ON SHEET 18 FOR ROOF OPENINGS.
4. SEE PAINT SHOP PLAN ON SHEET 16 FOR ROOF OPENINGS
5. SEE ROOF OPENING SCHEDULE OF SHEET 17 & 17A FOR ALL OPENINGS.
6. SEE ELECT. DWG. # E-51 & E-75 FOR PARAPET LIGHTING LOCATIONS & DETAILS.
7. SEE ARCH. SHEET 28B FOR PARAPET LIGHTING ROOF DETAILS

ROOF MASTER PLAN

SCALE - 1" = 100'-0"

REVISED A.S.H. SIZES
SEE ROOF OPN'G SCHEDULES

LEGEND

1. ☐ HEAT & SMOKE RELIEF VENTS
2. ☐ AIR SUPPLY HOUSE
3. ■ HEAT & SMOKE RELEASE VENT - MOTOR OPERATED FOR USE WITH AIR SUPPLY HOUSE
4. Ø HH ROOF HOSE HOUSE DETAILS SHT. 19
5. ■ POWER VENT
6. ORS ROOF SUMP DETAILS SHT. 19
7. OWNER VENTS & OPENINGS
8. — — — DRAFT CURTAIN SEE DETAILS SHT. NO. 21
9. — — — INDICATES WALL BELOW
10. ☐ S.F. STAIR TO ROOF SEE MEZZANINE SHEETS NO. 65
11. ■ ROOF OPENING CURB SEE SCHEDULE (COORDINATE SIZE & LOCATIONS W/ EQUIPMENT CONTR.)
12. -- -- STAIR OVER EXP. JT. SEE SHT. 19 FOR DET'L
13. ----- ROOF WALKWAY SEE DET'L SHT. 19 (SEE SHT. 16 FOR MORE ROOF WALKWAYS)
14. FIRE LADDERS
15. MAINTENANCE LADDERS W/ SAFETY HOOPS
16. ☐ COOLING TOWER

NORTH

NOTE:
VERIFY SIZE & LOCATIONS OF ALL ROOF OPN'G BEFORE FABRICATION WITH EQUIPMENT CONTRS IN THE FIELD

DATE	ISSUED FOR	APPROVAL	APPROVAL
3-16-77	STR. STL & REF		
3-23-77	PRIME MECH & ELECT BID		
4-11-77	WET & DRY BLDG BID		
4-7-77	METAL SIDING BID		
4-7-77	ACCESS PANEL BID		
4-18-77	FIRE SUPT RFQ		
5-6-77	GALV. BLDG REF		
5-19-77	ROOF BID		
5-19-77	MISC. SHT. METAL BID		
5-20-77	SUSPENDED SLAB BID		
5-25-77	MISC STEEL BID		
6-27-77	PAINTING & FIREPROOFING BID		
3-1-78	REF. SLAB BID		

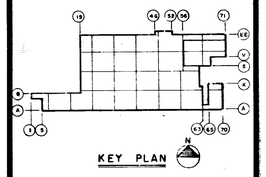

KEY PLAN

NO.	DATE	BY	APPROVAL	APPROVAL
EC 202	8-10-79	SB		
EC 201	8-7-79	SB		
EC 200	8-17-79	SB		
EC 50C	6-15-78	ZM		
EC 50C	4-17-78	ZM		
EC 27 & 28	3-17-78	KM		
EC 14 & 23	3-13-78	NY		
EC 16	3-3-78	KM		
EC 14 & 18	12-14-77	GN		
14	11-7-77	GM		
EC 2C	11-7-77	GM		
EC 27	10-17-77	NY		
103	10-11-77	GM		
77	8-3-77			
65	7-26-77	MK		
62	7-21-77	MK		
61	7-7-77	MK		
52	6-21-77	E		
25	6-9-77	MW		
RC-21	6-1-77	MW		
RC-20	5-16-77	MW		
RC-18	5-9-77	MW		

REVISIONS

CONTRACT SIGNATURES

FOR THE OWNER

FOR THE CONTRACTOR

DRAWING CERTIFIED BY

REGISTERED

STATE

NUMBER

DATE

ARGONA DIVISION OF GENERAL MOTORS

PLANT ENGINEERING AND CONSTRUCTION
MANUFACTURING STAFF
GENERAL MOTORS CORPORATION
455 WEST MILWAUKEE AVENUE & DETROIT, MICHIGAN

ARCHITECTURE & ENGINEERING & REAL ESTATE & CONSTRUCTION MANAGEMENT

NEW MANUFACTURING PLANT
FOR
OKLAHOMA INDUSTRIES AUTHORITY
TENANCY BY
G M ASSEMBLY DIVISION
GENERAL MOTORS CORPORATION
OKLAHOMA CITY OKLAHOMA

PROJECT TITLE

ROOF MASTER PLAN

SHEET TITLE

OWNER'S IDENTIFICATION

4500
P. E. & C. PROJECT NUMBER

DATE

DRAWN BY

JOB CAPT.

14
SHEET NUMBER

K&E 17 0133 9-73 5679+

PROJECT NO. SHEET NO.

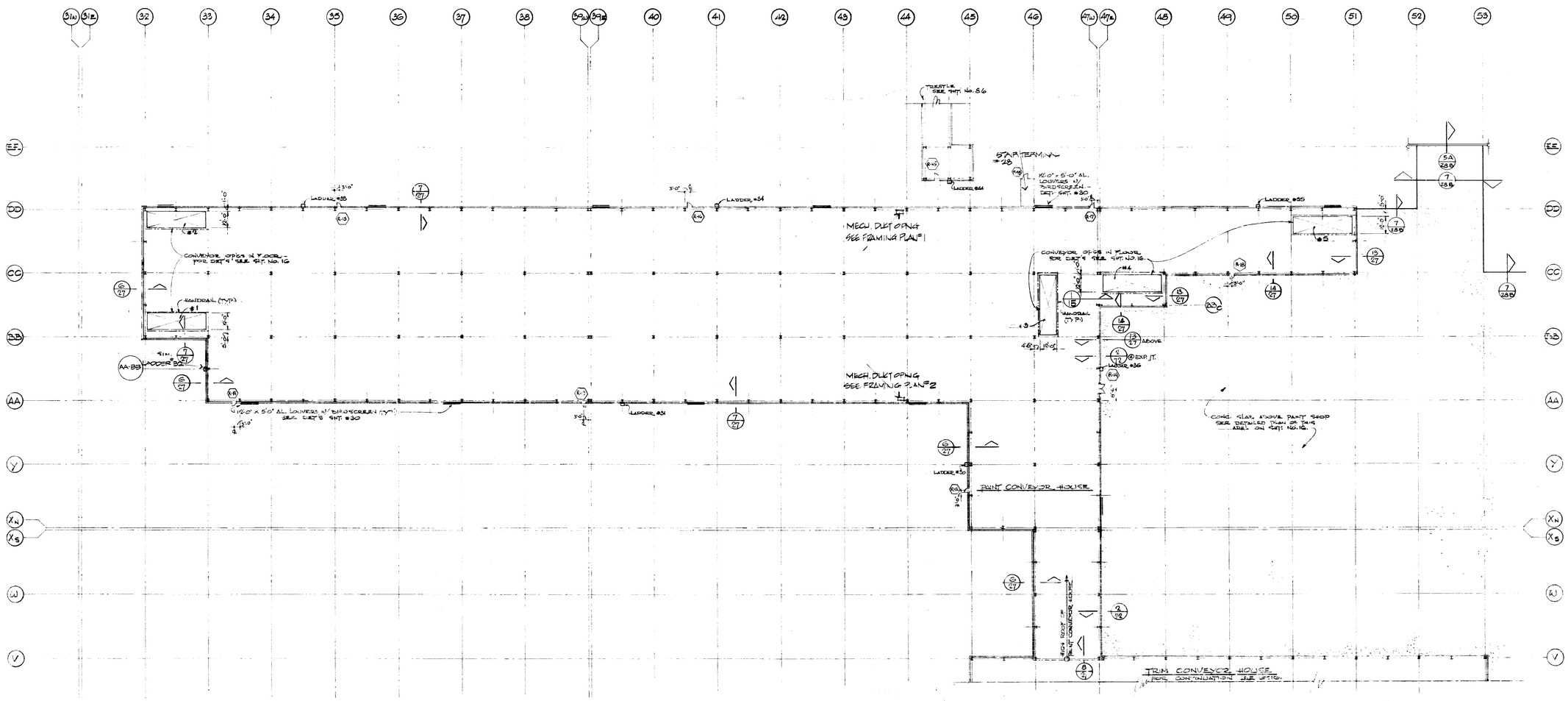

FLOOR PLAN
OF
PAINT CONVEYOR HOUSE
3/32 = 1'-0"

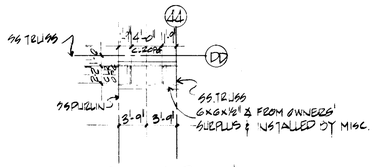

FRAMING PLAN #1

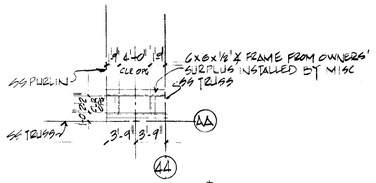

FRAMING PLAN #2

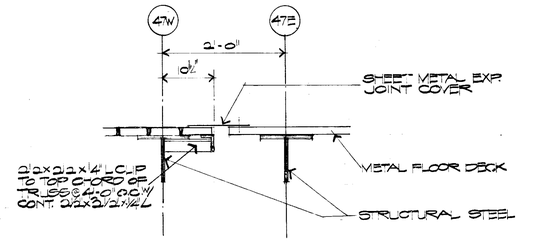

15 EXP JOINT COVER DET'L
SCALE: 1" = 1'-0"

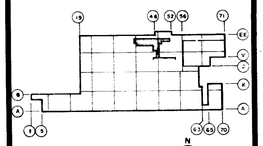

DATE	ISSUED FOR	APPROVAL	APPROVAL
5-5-77	STR-STL REF		
5-23-77	PRIME MECH & ELECT REF		
6-7-77	METAL SIDING REF		
6-7-77	METAL SIDING BID		
6-13-77	FIRE PROT REF		
5-6-77	CONV. BID REF.		
5-19-77	ROOF BID		
5-19-77	MISC STRT. METAL BID		
5-20-77	SUPPORTED SLAB BID		
6-25-77	MISC STEEL BID		
5-26-77	ARCH BID		
5-27-77	PARTITIONS & FINISHES BID		

NO.	DATE	BY	APPROVAL	APPROVAL
470	1-22-79	SB		
285	8-2-78	SB		
1236	5-12-78	ZM		
1196	11-7-77	EM		
1060	10-13-77	PB		
88	9-1-77	ZM		
601	7-7-77	MK		
52	6-21-77	B.		
PL-22	5-13-77	MW		

REVISIONS

CONTRACT SIGNATURES

FOR THE OWNER

FOR THE CONTRACTOR

DRAWING CERTIFIED BY

REGISTERED

STATE

NUMBER

DATE

ARGONAUT
DIVISION OF GENERAL MOTORS CORPORATION
DIVISION OF GENERAL MOTORS & 485 WEST MILWAUKEE AVENUE & DETROIT, MICHIGAN
ARCHITECTURE & ENGINEERING & REAL ESTATE & CONSTRUCTION MANAGEMENT

PLANT ENGINEERING AND CONSTRUCTION
MANUFACTURING STAFF

NEW MANUFACTURING PLANT
FOR
OKLAHOMA INDUSTRIES AUTHORITY
TENANCY BY
G M ASSEMBLY DIVISION
GENERAL MOTORS CORPORATION
OKLAHOMA CITY OKLAHOMA

PROJECT TITLE

FLOOR PLAN : BODY TO PAINT
ROOF CONVEYOR HOUSING

SHEET TITLE

OWNER'S IDENTIFICATION

4500
P.E. & C. PROJECT NUMBER

DATE

DRAWN BY

JOB CAPT. C. BEISEL

15
SHEET NUMBER

ARGO 118 REV. 12-69 K&E 17 0153 2-74 1750+

PROJECT NO. SHEET NO.

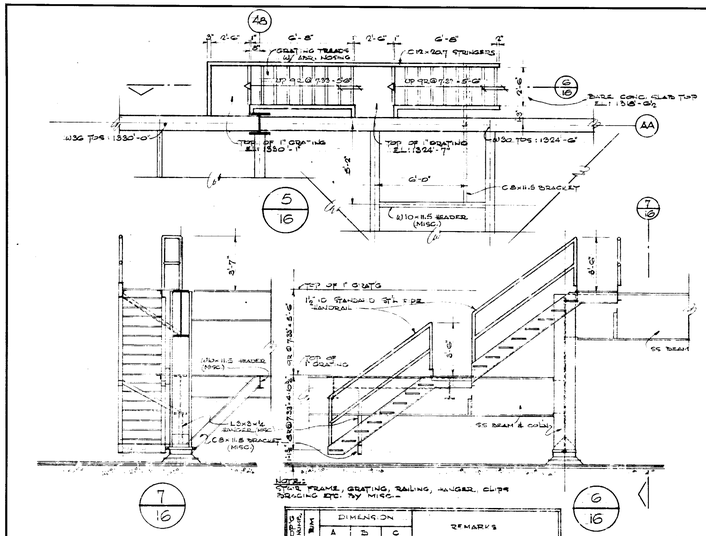

NOTE: STEEL FRAME, GRATING, RAILING, HANGER, CLIPS, BRACING ETC. BY MISC.

STAIR NUMBER	RUN	DIMENSION A	B	C	REMARKS
1	S	3'-9"	1'-3"	5'-0"	
1	N	4'-0"	1'-4"	5'-6"	
2	S	7'-2"	2'-4"	9'-6"	
3	E	4'-6"	1'-8"	6'-0"	
3	W	3'-4"	1'-2"	4'-6"	
4	S	7'-2"	2'-4"	9'-6"	
5	N	3'-9"	1'-3"	5'-0"	
5	S	4'-2"	1'-4"	5'-6"	
6	E	3'-9"	1'-3"	5'-0"	
7	W				
8	E	4'-6"	1'-6"	6'-0"	
9	S	7'-2"	2'-4"	9'-6"	
10	S	7'-10"	2'-6"	10'-6"	
11	N	7'-2"	2'-4"	9'-6"	
12					

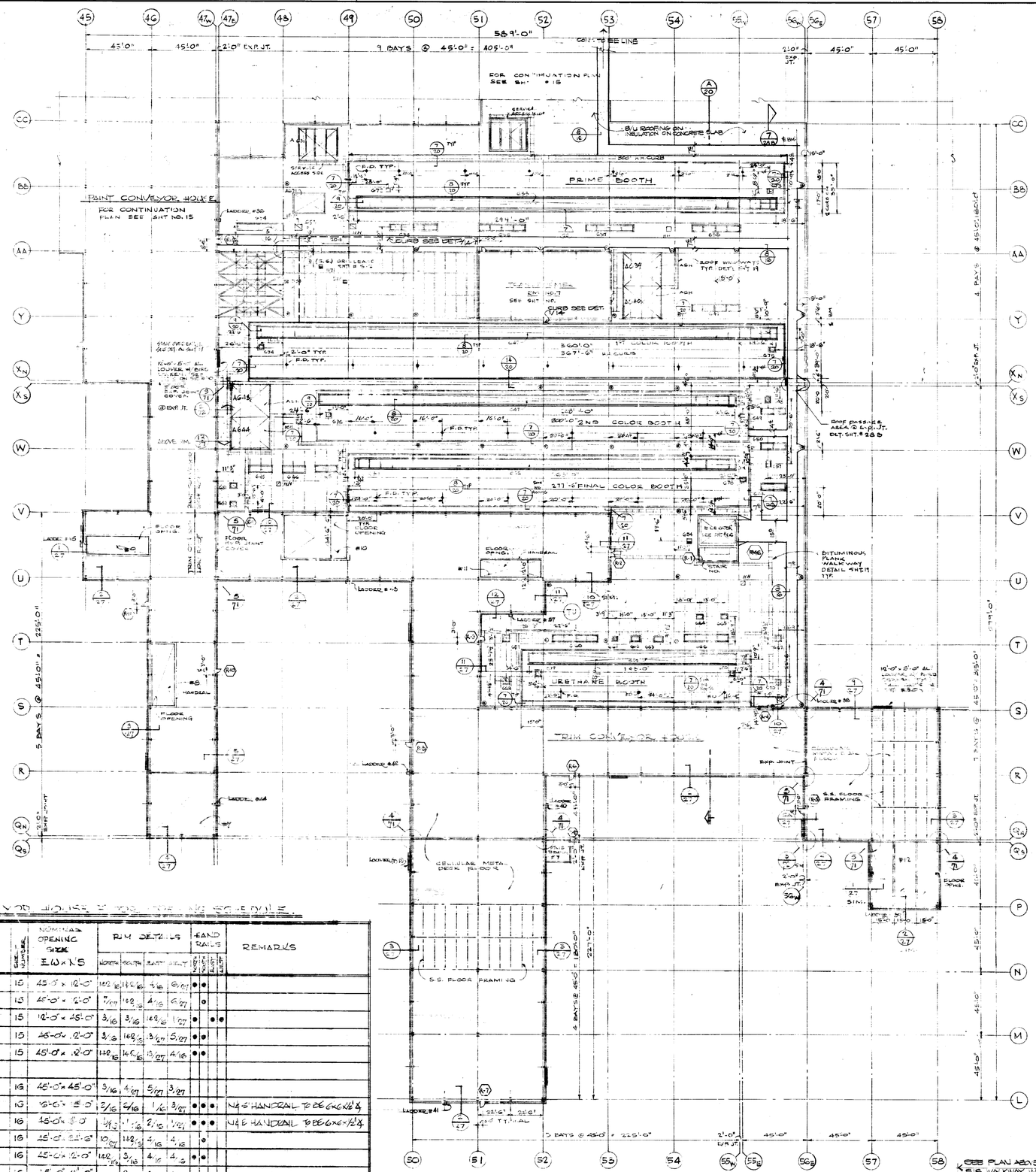

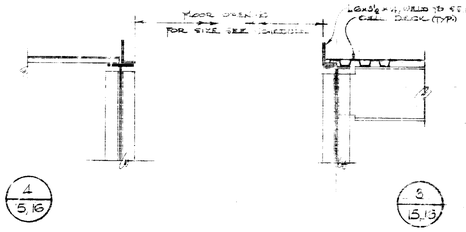

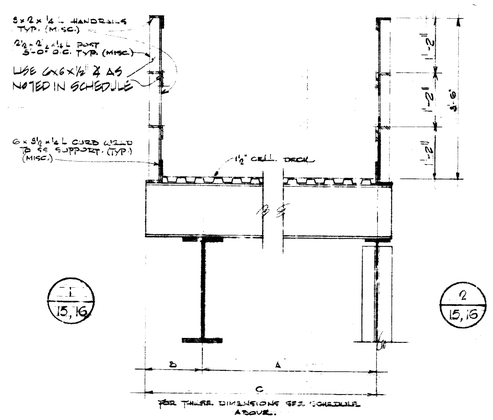

CONVEYOR HOUSE FLOOR OPENING SCHEDULE

OPENING NUMBER	OPENING LOCATION	SHEET NUMBER	NOMINAL OPENING SIZE E-W × N-S	RIM DETAILS NORTH	SOUTH	EAST	WEST	HAND RAILS NORTH	SOUTH	EAST	WEST	REMARKS
1	BB-32	15	45'-0" × 12'-0"	1½/16	1½/16	4/16	6/27	●	●			
2	DD-32	15	45'-0" × 12'-0"	7/27	1½/16	4/16	6/27		●			
3	BB-46	15	12'-0" × 45'-0"	3/16	3/16	1½/16	1/27	●		●	●	
4	CC-47E	15	45'-0" × 12'-0"	3/16	1½/16	3/27	5/27	●	●			
5	DD-50	15	45'-0" × 12'-0"	1½/16	1½/16	3/27	4/16	●	●			
6												
7	QN-47W	16	45'-0" × 45'-0"	3/16	4/27	5/27	3/27					
8	E-46	16	12'-0" × 5'-0"	2/16	6/16	1/16	3/27	●	●	●		N & S HANDRAIL TO BE 6×6×½ &
9	V-45	16	45'-0" × 5'-0"	1½/16	1/16	2/16	1/27	●	●	●		N & E HANDRAIL TO BE 6×6×½ &
10	V-48	16	45'-0" × 12'-0"	3/27	1½/16	4/16	4/16		●			
11	U-51	16	45'-0" × 12'-0"	1½/16	3/16	4/16	4/16	●	●			
12	R-57	16	45'-0" × 42'-0"		2/27	3/27	1/27					

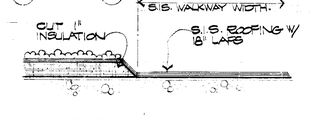

ROOF PLAN OF PAINT SHOP & FLOOR PLAN OF TRIM CONVEYOR
1/16" = 1'-0"

SECTION @ S.S. WALKWAY
SCALE: 1/4" = 1"

NOTES:
1. USE HANDRAIL WHERE SHOWN ON PLANS: ———
2. VERIFY OPENING DIMENSIONS & CLEARANCES W/ CONVEYOR MANUFACTURERS CERTIFIED SHOP DRAWINGS.

116 REV. 12-69 K&E 17 0133 2-74 1790

DATE	ISSUED FOR	APPROVAL	APPROVAL
3-8-77	STR. STL. REF.		
3-23-77	PRIME MECH.	ELECT REF.	
4-7-77	MISC. ROOF BID		
4-7-77	MISC. SIDING BID		
4-18-77	FIRE PROT. REF.		
5-6-77	CONV. BID REV.		
5-19-77	ROOF BID		
5-19-77	MISC. SHT. METAL BID		
5-20-77	SUPPORTED S.S. BID		
5-25-77	MISC. STEEL BID		
5-26-77	ARCH BID		
5-27-77	PAINTING & FIREPROOFING BID		

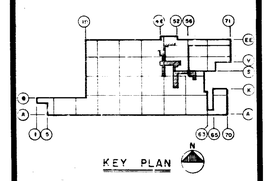

NO.	DATE	BY	APPROVAL	APPROVAL
200	8-12-77	SB		
EPE 464	9-6-78	SB		
EPE 316	6-12-78	ZM		
EPO 1P	12-19-77	KM		
EPO 2P	11-8-77	ZM		
116	11-7-77	ZM		
100	10-31-77	PB		
103	10-2-77	KM		
98	9-9-77	KM		
91	7-7-77	AL		
R-34	5-11-77	MW		
RC-26	5-13-77	MW		
RC-22	5-13-77	MW		
EC-14	5-4-77			

REVISIONS

CONTRACT SIGNATURES

FOR THE OWNER

FOR THE CONTRACTOR

DRAWING CERTIFIED BY

REGISTERED

STATE

NUMBER

DATE

PLANT ENGINEERING AND CONSTRUCTION
MANUFACTURING STAFF
ARGONAUT
GENERAL MOTORS CORPORATION
DIVISION OF GENERAL MOTORS 485 WEST MILWAUKEE AVENUE & DETROIT, MICHIGAN
ENGINEERING & REAL ESTATE & CONSTRUCTION MANAGEMENT

NEW MANUFACTURING PLANT
FOR
OKLAHOMA INDUSTRIES AUTHORITY
TENANCY BY
GM ASSEMBLY DIVISION
GENERAL MOTORS CORPORATION
OKLAHOMA CITY OKLAHOMA

PROJECT TITLE

FLOOR PLAN: PAINT TO TRIM ROOF CONVEYOR HOUSING

SHEET TITLE

OWNER'S IDENTIFICATION

4500
P.E. & C. PROJECT NUMBER

DATE

DRAWN BY

JOB CAPT. C. BOISSE

16
SHEET NUMBER

PROJECT NO. SHEET NO.

ROOF OPENING SCHEDULE

OPENING NUMBER	LOCATION SHT. NO.	LOCATION COL. NO.	TYPE	CURB OPENING SIZE	NO. OF UNITS / NO. MOTOR OPER.	CURB DETAILS DET. NO. / SHT. NO. NORTH	SOUTH	EAST	WEST	FRAMING SHEET NO.	PLAN NO.	FRAME BY	MECH. ASH #	REMARKS
271	14	32-U	2	11'-5" x 20'-5"	1/0	4/14 1/8	4/14 1/8	1/18 2/18	1/18 2/18	18	1L	S.S.	67	
272	14	34-U	3	@-11" x B-11"	1/1	12/1/9	1/1	12/1/9	12/1/9	18	1L	MDL		
273	14	34-U	2	11'-5" x 20'-5"	1/0	4/14 1/8	4/14 1/8	1/18 2/18	1/18 2/18	18	1L	S.S.	68	
274	14	36-U	3	@-11" x B-11"	1/1	12/1/9	12/1/9	12/1/9	12/1/9	18	1L	MDL		
275	14	36-U	2	11'-5" x 20'-5"	1/0	4/14 1/8	4/14 1/8	1/18 2/18	1/18 2/18	18	1L	S.S.	69	
276	14	37-U	3	@-11" x B-11"	1/1	12/1/9	12/1/9	12/1/9	12/1/9	18	1R	MDL		
277	14	37-U	2	11'-5" x 20'-5"	1/0	4/14 1/8	4/14 1/8	1/18 2/18	1/18 2/18	18	1R	S.S.	70	
278	14	38-U	3	@-11" x B-11"	1/1	12/1/9	12/1/9	12/1/9	12/1/9	18	1R	MDL		
279	14	38-U	2	11'-5" x 20'-5"	1/1	4/14 1/8	4/14 1/8	2/18 1/18	1/18 2/18	18	1R	S.S.	71	
280	14	5[illegible]-V	1	4'-0" x 23'-0"	3/0	9/1/9	9/1/9	1/9 1/9	1/9 1/9	15	12	MDL		
281	14	11-V	2	21'-9" x 31'-9"	1	4/14 1/8	4/14 1/8	1/18 2/18	1/18 2/18	18	37	S.S.	302	
282	14	19-V	2	12'-3" x 22'-9"	1	4/14 1/8	4/14 1/8	1/18 2/18	1/18 2/18	18	2L	S.S.	309	
283	14	20-U	1	4'-0" x 31'-0"	4/0	9/1/9	9/1/9	10/1/9	10/1/9	18	6	MDL		
284	14	23-U	1		4/0	/	/	/	/					
285	14	24-U	1		4/0	/	/	/	/					
286	14	29-U	1		4/0	/	/	/	/					
287	14	32-U	1		4/0	/	/	/	/					
288	14	35-U	1		4/0	/	/	/	/					
289	14	38-U	1		4/0	/	/	/	/					
290	14	44-T	1		4/0	/	/	/	/					
291	14	44-V	1	↓	4/0	/	/	/	/	↓	↓			
292	14	48-V	1	4'-0" x 15'-0"	2/0	/	/	/	/	18	4			
293	14	20-X5	1	4'-0" x 23'-0"	3/0	/	/	/	/	18	5			
294	14	23-X5	1	4'-0" x 31'-0"	4/0	/	/	/	/	18	6			
295	14	26-X5	1	4'-0" x 31'-0"	4/0	/	/	/	/	18	6			
296	14	30-X5	1	4'-0" x 23'-0"	3/0	/	/	/	/	18	5			
297	14	32-X5	1	4'-0" x 31'-0"	4/0	/	/	/	/	18	6			
298	14	35-X5	1		4/0	/	/	/	/	18	6			
299	14	38-X5	1		4/0	/	/	/	/	18	6			
300	14	3[illegible]-X[illegible]	1	↓	4/0	↓/↓	↓/↓	↓/↓	↓/↓	18	6			
301	14	45-V	1	4'-0" x 31'-0"	4/0	9/1/9	9/1/9	10/1/9	10/1/9	18	6			
302	14	20-DD	2	12'-3" x 22'-9"	1/0	4/14 1/8	4/14 1/8	1/18 2/18	1/18 2/18	18	2L	S.S.	305	
303	14	12-S	2	21'-9" x 31'-9"	1/0	4/14 1/8	4/14 1/8	1/18 2/18	1/18 2/18	18	37	S.S.	303	
304	14	42-X[illegible]	2	11'-5" x 20'-5"	1/0	4/14 1/8	4/14 1/8	2/18 1/18	1/18 2/18	18	1R	S.S.	72	
305	14	41-T	3	@-11" x B-11"	1/1	12/1/9	12/1/9	12/1/9	12/1/9	18	1R			
306	14	43-Y	2	11'-5" x 20'-5"	1/0	4/14 1/8	4/14 1/8	2/18 1/18	1/18 2/18	18	1R	S.S.	73	
307	14	43-Y	3	@-11" x B-11"	1/1	12/1/9	12/1/9	12/1/9	12/1/9	18	1R			
308	14	46-Q3	2	11'-5" x 20'-5"	1/0	4/14 1/8	4/14 1/8	2/18 1/18	1/18 2/18	18	1R	S.S.	58	
309	14	46-Q3	3	@-11" x B-11"	1/1	12/1/9	12/1/9	12/1/9	12/1/9	18	1R			
310	14	20-Y	1	4'-0" x 31'-0"	4/0	9/1/9	9/1/9	10/1/9	10/1/9	18	6			
311	14	23-Y	1		4/0	/	/	/	/	18	8			
312	14	26-Y	1		4/0	/	/	/	/	18	6			
313	14	29-Y	1		4/0	/	/	/	/					
314	14	32-Y	1		4/0	/	/	/	/					
315	14	35-Y	1		4/0	/	/	/	/					
316	14	38-Y	1		4/0	/	/	/	/					
317	14	41-Y	1		4/0	/	/	/	/					
318	14	44-Y	1	↓	4/0	/	/	/	/	↓	↓			
319	14	62-E	1	4'-0" x 23'-0"	3/0	↓/↓	↓/↓	↓/↓	↓/↓	18	12			
320	14	16-G	2	21'-9" x 31'-9"	1/0	4/14 1/8	4/14 1/8	1/18 2/18	1/18 2/18	18	37	S.S.	304	
321	14	63-Q0	2	11'-5" x 20'-5"	1/0	4/14 1/8	4/14 1/8	2/18 1/18	1/18 2/18	18	2L	S.S.	305	
322	14	63-Q0	3	@-11" x B-11"	1/1	12/1/9	12/1/9	12/1/9	12/1/9	18	3A	MDL		
323	14	46-T	1	4'-0" x 15'-0"	2/0	9/1/9	9/1/9	10/1/9	10/1/9	18	11	MDL		
324	14	52-V	1	4'-0" x 7'-0"	1/0	9/1/9	9/1/9	10/1/9	10/1/9	18	14	MDL		
325	14	19-Q3	3	@-11" x B-11"	1/1	12/1/9	12/1/9	12/1/9	12/1/9	18	1R	MDL		
326	14	19-Q3	2	11'-5" x 20'-5"	1/0	4/14 1/8	4/14 1/8	2/18 1/18	1/18 2/18	18	1R	S.S.	74	
327	14	22-Q3	3	@-11" x B-11"	1/1	12/1/9	12/1/9	12/1/9	12/1/9	18	1R	MDL		
328	14	22-Q3	2	11'-5" x 20'-5"	1/0	4/14 1/8	4/14 1/8	2/18 1/18	1/18 2/18	18	1R	S.S.	75	
329	14	23-Q3	3	@-11" x B-11"	1/1	12/1/9	12/1/9	12/1/9	12/1/9	18	1R	MDL		
330	14	23-Q3	2	11'-5" x 20'-5"	1/0	4/14 1/8	4/14 1/8	2/18 1/18	1/18 2/18	18	1R	S.S.	76	
331	14	26-Q3	3	@-11" x B-11"	1/1	12/1/9	12/1/9	12/1/9	12/1/9	18	1L	MDL		
332	14	26-Q3	2	11'-5" x 20'-5"	1/0	4/14 1/8	4/14 1/8	2/18 1/18	1/18 2/18	18	1L	S.S.	77	
333	14	28-Q3	3	@-11" x B-11"	1/1	12/1/9	12/1/9	12/1/9	12/1/9	18	1L	MDL		
334	14	28-Q3	2	11'-5" x 20'-5"	1/0	4/14 1/8	4/14 1/8	2/18 1/18	1/18 2/18	18	1L	S.S.	78	
335	14	30-Q3	3	@-11" x B-11"	1/1	12/1/9	12/1/9	12/1/9	12/1/9	18	1L	MDL		
336	14	30-Q3	2	11'-5" x 20'-5"	1/0	4/14 1/8	4/14 1/8	2/18 1/18	1/18 2/18	18	1L	S.S.	79	
337	14	32-Q3	3	@-11" x B-11"	1/1	12/1/9	12/1/9	12/1/9	12/1/9	18	1R	MDL		
338	14	32-Q3	2	11'-5" x 20'-5"	1/0	4/14 1/8	4/14 1/8	2/18 1/18	1/18 2/18	18	1R	S.S.	80	
339	14	[illegible]	3	@-11" x B-11"	1/1	12/1/9	12/1/9	12/1/9	12/1/9	18	1R	MDL		
340	14	[illegible]	2	11'-5" x 20'-5"	1/0	[illegible]	[illegible]	[illegible]	[illegible]	[illegible]	[illegible]	[illegible]	81	
341	14	36-AA	3	@-11" x B-11"	1/1	12/1/9	12/1/9	12/1/9	12/1/9	18	1R	MDL		
342	14	36-AA	2	11'-5" x 20'-5"	1/0	4/14 1/8	4/14 1/8	1/18 2/18	1/18 2/18	18	1L	S.S.	82	
343	14	38-AA	3	@-11" x B-11"	1/1	12/1/9	12/1/9	12/1/9	12/1/9	18	1L	MDL		
344	14	38-AA	2	11'-5" x 20'-5"	1/0	4/14 1/8	4/14 1/8	1/18 2/18	1/18 2/18	18	1L	S.S.	83	
345	14	40-AA	3	@-11" x B-11"	1/1	12/1/9	12/1/9	12/1/9	12/1/9	18	1L	MDL		
346	14	40-AA	2	11'-5" x 20'-5"	1/0	4/14 1/8	4/14 1/8	1/18 2/18	1/18 2/18	18	1L	S.S.	84	
347	14	42-AA	3	@-11" x B-11"	1/1	12/1/9	12/1/9	12/1/9	12/1/9	18	1L	MDL		
348	14	42-AA	2	11'-5" x 20'-5"	1/0	4/14 1/8	4/14 1/8	1/18 2/18	1/18 2/18	18	1L	S.S.	85	
349	14	43-AA	3	@-11" x B-11"	1/1	12/1/9	12/1/9	12/1/9	12/1/9	18	1R	MDL		
350	14	43-AA	2	11'-5" x 20'-5"	1/0	4/14 1/8	4/14 1/8	2/18 1/18	1/18 2/18	18	1R	S.S.	86	
351	14	42-CC	1	4'-0" x 7'-0"	1/0	9/1/9	9/1/9	10/1/9	10/1/9	18	13	MDL		
352	14	46-CC	1	4'-0" x 15'-0"	2/0	9/1/9	9/1/9	10/1/9	10/1/9	18	11			
353	14	20-CC	1	4'-0" x 31'-0"	4/0	9/1/9	9/1/9	10/1/9	10/1/9	18	6			
354	14	23-CC	1		4/0	9/1/9	9/1/9	10/1/9	10/1/9	18	6			
355	14	26-CC	1		4/0	9/1/9	9/1/9	10/1/9	10/1/9	18	6			
356	14	29-CC	1	↓	4/0	9/1/9	9/1/9	10/1/9	10/1/9	18	6			
357	14	43-CC	1	4'-0" x 15'-0"	2/0	9/1/9	9/1/9	10/1/9	10/1/9	18	11			
358	14	46-CC	1		2/0	9/1/9	9/1/9	10/1/9	10/1/9	18	4			
359	14	41-CC	1		2/0	9/1/9	9/1/9	10/1/9	10/1/9	18	3			
360	14	40-CC	1	↓	2/0	9/1/9	9/1/9	10/1/9	10/1/9	18	4	↓		

OPENING NUMBER	LOCATION SHT. NO.	LOCATION COL. NO.	TYPE	CURB OPENING SIZE	NO. OF UNITS / NO. MOTOR OPER.	CURB DETAILS DET. NO. / SHT. NO. NORTH	SOUTH	EAST	WEST	FRAMING SHEET NO.	PLAN NO.	FRAME BY	MECH. ASH #	REMARKS
181	14	35-K	1	4'-0" x 31'-0"	4/0	9/1/9	9/1/9	10/1/9	10/1/9	18	6	MDL		
182	14	38-K	1		4/0	/	/	/	/					
183	14	41-K	1		4/0	/	/	/	/					
184	14	44-K	1		4/0	/	/	/	/					
185	14	47-K	1		4/0	/	/	/	/					
186	14	50-K	1		4/0	/	/	/	/					
187	14	53-K	1		4/0	/	/	/	/					
188	14	56-K	1	↓	4/0	/	/	/	/	↓	↓			
189	14	59-K	1	4'-0" x 23'-0"	3/0	/	/	/	/	18	5			
190	14	20-M	1	4'-0" x 31'-0"	4/0	/	/	/	/	18	6			
191	14	23-M	1		4/0	/	/	/	/					
192	14	26-M	1		4/0	/	/	/	/					
193	14	29-M	1		4/0	/	/	/	/					
194	14	32-M	1		4/0	/	/	/	/					
195	14	35-M	1		4/0	/	/	/	/					
196	14	38-M	1		4/0	/	/	/	/					
197	14	42-M	1		4/0	/	/	/	/					
198	14	45-M	1		4/0	/	/	/	/					
199	14	47-M	1		4/0	/	/	/	/					
200	14	49-M	1	↓	4/0	/	/	/	/	↓	↓			
201	14	57-Q3	1	4'-0" x 23'-0"	3/0	/	/	/	/	18	5			
202	14	53-M	1	4'-0" x 31'-0"	4/0	/	/	/	/	18	6			
203	14	56-M	1	4'-0" x 31'-0"	4/0	/	/	/	/	18	6			
204	14	59-M	1	4'-0" x 31'-0"	4/0	/	/	/	/	18	6			
205	14	61-P	1	4'-0" x 15'-0"	2/0	/	/	/	/	18	6			
206	14	20-P	1	4'-0" x 31'-0"	4/0	↓/↓	↓/↓	↓/↓	↓/↓	18	8			
207	14	20-Q3	2	11'-5" x 20'-5"	1/0	4/14 1/8	4/14 1/8	2/18 1/18	1/18 2/18	18	1R	S.S.	52	
208	14	20-Q3	3	@-11" x B-11"	1/1	12/1/9	12/1/9	12/1/9	12/1/9	18	1R	MDL		
209	14	22-Q3	1	4'-0" x 23'-0"	4/0	9/1/9	9/1/9	10/1/9	10/1/9	18	7	MDL		
210	14	22-Q3	2	11'-5" x 20'-5"	1/0	4/14 1/8	4/14 1/8	2/18 1/18	1/18 2/18	18	1R	S.S.	53	
211	14	23-Q3	3	@-11" x B-11"	1/1	12/1/9	12/1/9	12/1/9	12/1/9	18	1R	MDL		
212	14	26-Q3	1	4'-0" x 23'-0"	4/0	9/1/9	9/1/9	10/1/9	10/1/9	18	7	MDL		
213	14	29-P	1	4'-0" x 31'-0"	4/0	9/1/9	9/1/9	10/1/9	10/1/9	18	8	MDL		
214	14	28-Q3	2	11'-5" x 20'-5"	1/0	4/14 1/8	4/14 1/8	2/18 1/18	1/18 2/18	18	1R	S.S.	54	
215	14	28-Q3	3	@-11" x B-11"	1/1	12/1/9	12/1/9	12/1/9	12/1/9	18	1R	MDL		
216	14	32-P	1	4'-0" x 31'-0"	4/0	9/1/9	9/1/9	10/1/9	10/1/9	18	8	MDL		
217	14	32-Q3	2	11'-5" x 20'-5"	1/0	4/14 1/8	4/14 1/8	2/18 1/18	1/18 2/18	18	1R	S.S.	55	
218	14	32-Q3	3	@-11" x B-11"	1/1	12/1/9	12/1/9	12/1/9	12/1/9	18	1R	MDL		
219	14	37-Q3	1	4'-0" x 31'-0"	4/0	9/1/9	9/1/9	10/1/9	10/1/9	18	8	MDL		
220	14	36-Q3	2	11'-5" x 20'-5"	1/0	4/14 1/8	4/14 1/8	2/18 1/18	1/18 2/18	18	1R	S.S.	56	
221	14	36-Q3	3	@-11" x B-11"	1/1	12/1/9	12/1/9	12/1/9	12/1/9	18	1R	MDL		
222	14	41-Q3	1	4'-0" x 31'-0"	4/0	9/1/9	9/1/9	10/1/9	10/1/9	18	8	MDL		
223	14	41-P	1	4'-0" x 31'-0"	4/0	9/1/9	9/1/9	10/1/9	10/1/9	18	8	MDL		
224	14	40-Q3	2	11'-5" x 20'-5"	1/0	4/14 1/8	4/14 1/8	2/18 1/18	1/18 2/18	18	1R	S.S.	57	
225	14	40-Q3	3	@-11" x B-11"	1/1	12/1/9	12/1/9	12/1/9	12/1/9	18	1R	MDL		
226	14	44-P	1	4'-0" x 31'-0"	4/0	9/1/9	9/1/9	10/1/9	10/1/9	18	8	MDL		
227	14	47-Q3	1	4'-0" x 31'-0"	4/0	9/1/9	9/1/9	10/1/9	10/1/9	18	8	MDL		
228	14	48-Q3	2	11'-5" x 20'-5"	1/0	4/14 1/8	4/14 1/8	2/18 1/18	1/18 2/18	18	1R	S.S.	59	
229	14	48-Q3	3	@-11" x B-11"	1/1	12/1/9	12/1/9	12/1/9	12/1/9	18	1R	MDL		
230	14	49-Q3	1	4'-0" x 23'-0"	3/0	9/1/9	9/1/9	10/1/9	10/1/9	18	12	MDL		
231	14	53-P	1	4'-0" x 31'-0"	4/0	9/1/9	9/1/9	10/1/9	10/1/9	18	8	MDL		
232	14	53-P	2	11'-5" x 20'-5"	1/0	4/14 1/8	4/14 1/8	2/18 1/18	1/18 2/18	18	1R	S.S.	60	
233	14	53-Q3	3	@-11" x B-11"	1/1	12/1/9	12/1/9	12/1/9	12/1/9	18	1R	MDL		
234	14	56-P	1	4'-0" x 31'-0"	4/0	9/1/9	9/1/9	10/1/9	10/1/9	18	6			
235	14	59-P	1	4'-0" x 31'-0"	4/0	9/1/9	9/1/9	10/1/9	10/1/9	18	6			
236	14	20-R	1	4'-0" x 31'-0"	4/0	9/1/9	9/1/9	10/1/9	10/1/9	18	6			
237	14	22-R	1		4/0	/	/	/	/	18	6			
238	14	24-R	1	↓	4/0	/	/	/	/	18	6			
239	14	26-R	1	4'-0" x 23'-0"	3/0	/	/	/	/	18	5			
240	14	28-R	1	4'-0" x 31'-0"	4/0	/	/	/	/	18	6			
241	14	30-R	1		4/0	/	/	/	/	18	6			
242	14	32-R	1	↓	4/0	/	/	/	/	18	6			
243	14	34-R	1	4'-0" x 23'-0"	3/0	/	/	/	/	18	5			
244	14	36-R	1	4'-0" x 31'-0"	4/0	/	/	/	/	18	6			
245	14	38-R	1		4/0	/	/	/	/					
246	14	40-R	1		4/0	/	/	/	/					
247	14	42-R	1		4/0	/	/	/	/					
248	14	44-R	1		4/0	/	/	/	/	↓	↓			
249	14	44-Q3	1	↓	4/0	/	/	/	/	18	8			
250	14	54-S	1	4'-0" x 15'-0"	2/0	/	/	/	/	18	4			
251	14	57-R	1	4'-0" x 31'-0"	4/0	/	/	/	/	18	8			
252	14	49-R	1	4'-0" x 31'-0"	4/0	/	/	/	/	18	6			
253	14	51-M	1	4'-0" x 15'-0"	2/0	/	/	/	/	18	11			
254	14	51-P	1	4'-0" x 15'-0"	2/0	/	/	/	/	18	11			
255	14	51-R	1	4'-0" x 15'-0"	2/0	/	/	/	/	18	11			
256	14	58-R	1	4'-0" x 31'-0"	4/0	/	/	/	/	18	6			
257	14	60-R	1	4'-0" x 7'-0"	1/0	↓/↓	↓/↓	↓/↓	↓/↓	18	6			
258	14	19-U	3	@-11" x B-11"	1/1	12/1/9	12/1/9	12/1/9	12/1/9	18	1L	↓		
259	14	19-U	2	11'-5" x 20'-5"	1/0	4/14 1/8	4/14 1/8	1/18 2/18	1/18 2/18	18	1L	S.S.	61	
260	14	21-U	3	@-11" x B-11"	1/1	12/1/9	12/1/9	12/1/9	12/1/9	18	1R	MDL		
261	14	21-U	2	11'-5" x 20'-5"	1/0	4/14 1/8	4/14 1/8	2/18 1/18	1/18 2/18	18	1R	S.S.	62	
262	14	24-U	3	@-11" x B-11"	1/1	12/1/9	12/1/9	12/1/9	12/1/9	18	1L	MDL		
263	14	24-U	2	11'-5" x 20'-5"	1/0	4/14 1/8	4/14 1/8	1/18 2/18	1/18 2/18	18	1L	S.S.	63	
264	14	26-U	3	@-11" x B-11"	1/1	12/1/9	12/1/9	12/1/9	12/1/9	18	1L	MDL		
265	14	26-U	2	11'-5" x 20'-5"	1/0	4/14 1/8	4/14 1/8	1/18 2/18	1/18 2/18	18	1L	S.S.	64	
266	14	28-U	3	@-11" x B-11"	1/1	12/1/9	12/1/9	12/1/9	12/1/9	18	1L	MDL		
267	14	28-U	2	11'-5" x 20'-5"	1/0	4/14 1/8	4/14 1/8	1/18 2/18	1/18 2/18	18	1L	S.S.	65	
268	14	30-U	3	@-11" x B-11"	1/1	12/1/9	12/1/9	12/1/9	12/1/9	18	1L	MDL		
269	14	30-U	2	11'-5" x 20'-5"	1/0	4/14 1/8	4/14 1/8	1/18 2/18	1/18 2/18	18	1L	S.S.	66	
270	14	32-U	3	@-11" x B-11"	1/1	12/1/9	12/1/9	12/1/9	12/1/9	18	1L	MDL		

OPENING NUMBER	LOCATION SHT. NO.	LOCATION COL. NO.	TYPE	CURB OPENING SIZE	NO. OF UNITS / NO. MOTOR OPER.	CURB DETAILS DET. NO. / SHT. NO. NORTH	SOUTH	EAST	WEST	FRAMING SHEET NO.	PLAN NO.	FRAME BY	MECH. ASH #	REMARKS
91	14	47-C	1	4'-0" x 31'-0"	4/0	9/1/9	9/1/9	10/1/9	10/1/9	18	6	MDL		
92	14	50-C	1		4/0	/	/	/	/		6			
93	14	51-E	1		4/0	/	/	/	/		8			
94	14	54-D	1		4/0	/	/	/	/		6			
95	14	59-D	1	↓	4/0	↓/↓	↓/↓	↓/↓	↓/↓	↓	6			
96	14	4-E	3	@-11" x B-11"	1/1	12/1/9	12/1/9	12/1/9	12/1/9	18	1R	MDL		
97	14	3-F	2	11'-5" x 20'-5"	1/0	4/14 1/8	4/14 1/8	2/18 1/18	1/18 2/18	18	1R	S.S.	1	
98	14	2-F	1	4'-0" x 31'-0"	4/0	9/1/9	9/1/9	10/1/9	10/1/9	18	6	MDL		
99	14	5-F	1		4/0	/	/	/	/					
100	14	8-F	1		4/0	/	/	/	/					
101	14	11-F	1		4/0	/	/	/	/					
102	14	14-F	1	↓	4/0	/	/	/	/	↓	↓			
103	14	17-F	1	4'-0" x 23'-0"	3/0	/	/	/	/	18	5			
104	14	20-F	1	4'-0" x 31'-0"	4/0	/	/	/	/	18	6			
105	14	23-F	1		4/0	/	/	/	/					
106	14	26-F	1		4/0	/	/	/	/					
107	14	29-F	1		4/0	/	/	/	/	18	8			
108	14	32-F	1		4/0	/	/	/	/	18	6			
109	14	35-F	1		4/0	/	/	/	/		↓			
110	14	38-F	1		4/0	/	/	/	/		8			
111	14	41-F	1		4/0	/	/	/	/		6			
112	14	44-F	1		4/0	/	/	/	/					
113	14	47-F	1		4/0	/	/	/	/					
114	14	50-F	1		4/0	/	/	/	/					
115	14	54-E	1		4/0	/	/	/	/					
116	14	59-E	1	↓	4/0	/	/	/	/	↓	↓			
117	14	61-F	1	4'-0" x 23'-0"	3/0	/	/	/	/	18	5			
118	14	20-HH	1	4'-0" x 31'-0"	4/0	/	/	/	/	18	8			
119	14	23-HH	1		4/0	/	/	/	/		6			
120	14	26-HH	1		4/0	/	/	/	/					
121	14	29-HH	1		4/0	/	/	/	/					
122	14	32-HH	1		4/0	/	/	/	/					
123	14	35-HH	1		4/0	/	/	/	/					
124	14	38-HH	1		4/0	/	/	/	/					
125	14	41-HH	1		4/0	/	/	/	/					
126	14	44-HH	1		4/0	/	/	/	/					
127	14	47-HH	1		4/0	/	/	/	/					
128	14	50-HH	1		4/0	/	/	/	/					
129	14	53-HH	1		4/0	/	/	/	/					
130	14	5[illegible]-E	1		4/0	/	/	/	/					
131	14	56-HH	1	↓	4/0	/	/	/	/	↓	↓			
132	14	59-HH	1	4'-0" x 23'-0"	3/0	/	/	/	/	18	5			
133	14	6[illegible]-J	1	4'-0" x 15'-0"	2/0	9/1/9	9/1/9	10/1/9	10/1/9	18	4			
134	14	20-K	2	11'-5" x 20'-5"	1/0	4/14 1/8	4/14 1/8	2/18 1/18	1/18 2/18	18	1R	S.S.	31	
135	14	20-K	1

PROJECT NO. SHEET NO.

ROOF OPENING SCHEDULE

OPENING NUMBER	LOCATION SHT. NO.	LOCATION COL. NO.	TYPE	CURB OPENING SIZE	NO. OF UNITS / NO. MOTOR OPER.	CURB DETAILS DET. NO. / SHT. NO. NORTH	SOUTH	EAST	WEST	FRAMING SHEET NO.	PLAN NO.	FRAME BY	MECH ASH NO.	REMARKS
631	16	48-CC	2	22'-9" x 27'-3"	1	3/20	3/20	1A/20	3/20	20	12	MBK		94
632	16	49-CC	2	22'-9" x 27'-3"	1	3/20	3/20	1A/20	3/20	20	1			93
633	16	48-DD	11	7'-0" x 29'-0"	1	8/20	8/20	9/20	9/20	16				
634	16	48-AA	1	4'-0" x 31'-0"	4/0	5/20	5/20	4/20	4/20	20	3			
635	16	49-AA	1	4'-0" x 31'-0"	4/0	5/20	5/20	4/20	4/20	20	3			
636	16	51-AA	1	4'-0" x 31'-0"	4/0	5/20	5/20	4/20	4/20	20	3			
637	16	52-AA	1	4'-0" x 31'-0"	4/0	5/20	5/20	4/20	4/20	20	3			
638	16	54-BB	1	4'-0" x 31'-0"	4/0	5/20	5/20	4/20	4/20	20	3			
639	16	53-AA	2	22'-9" x 27'-3"	1	3/20	3/20	1/20	2/20	20	2		92	
640				INCLUDED ABOVE	/	/	/	/	/	/			91	
641	16	47-Y	1	4'-0" x 31'-0"	4/0	5/20	5/20	4/20	4/20	20	3			
642	16	47-X3	11	9'-0" x 300'-0"	1	8/20	8/20	9/20	9/20	16				
643	16	48-X3	2	22'-9" x 27'-3"	1	3/20	3/20	1/20	2/20	20	2		89	
644				INCLUDED ABOVE	/	/	/	/	/	/			90	
645	16	49-X3	1	4'-0" x 15'-0"	2/0	3/20	3/20	4A/20	4A/20	20	4			
646	16	49-X3	1	4'-0" x 15'-0"	2/0	3/20	3/20	4A/20	4A/20	20	4			
647	16	49-X3	11	7'-0" x 235'-0"	1	8/20	8/20	9/20	9/20	16				
648	16	55W-X4	11	2'-6" x 4'-3"	1	10/20	10/20	10A/20	10A/20	20	6			
649	16	55W-X4	1	4'-0" x 15'-0"	2/0	5/20	5/20	4A/20	4A/20	20	4			
650	16	55W-X3	1	4'-0" x 15'-0"	2/0	5/20	5/20	4A/20	4A/20	20	4			
651	16	47E-W	11	5'-6" x 3'-6"	1	10/20	10/20	10A/20	10A/20	20	6			
652	16	47E-W	11	5'-6" x 3'-6"	1	10/20	10/20	10A/20	10A/20	20	6			
653	16	48-AA	11	5'-0" x 5'-0"	1	6/20	6/20	6A/20	6A/20	20	5	MBK		
654	16	54-U	5	3'-0" x 30'-1/2"	1	6/20	6/20	6A/20	6A/20	20	5	MBK		REV 79
655	16	48-W	1	4'-0" x 15'-0"	2/0	3/20	3/20	4A/20	4A/20	20	4	MBK		
656	16	47-W	11	7'-0" x 223'-0"	1	8/20	8/20	9/20	9/20	16				
657	16	55W-W	11	2'-6" x 4'-3"	1	10/20	10/20	10A/20	10A/20	20	6			
658	16	55-W	1	4'-0" x 15'-0"	2/0	5/20	5/20	4A/20	4A/20	20	4			
659	16	51-U	1	4'-0" x 4'-0"	1	10/20	10/20	10A/20	10A/20	20	6			
660	16	52-U	1	4'-0" x 31'-0"	4/0	5/20	5/20	4/20	4/20	20	3			
661	16	53-U	11	2'-6" x 1'-6"	1	6/20	6/20	6A/20	6A/20	20	5			
662	16	53-U	11	5'-6" x 2'-6"	1	10/20	10/20	10A/20	10A/20	20	6			
663	16	53-U	11	5'-6" x 3'-6"	1	10/20	10/20	10A/20	10A/20	20	6			
664	16	54-U	11	5'-6" x 2'-6"	1	10/20	10/20	10A/20	10A/20	20	6			
665	16	54-U	11	5'-6" x 2'-6"	1	10/20	10/20	10A/20	10A/20	20	6			
666	16	54-U	1	4'-0" x 31'-0"	4/0	5/20	5/20	4/20	4/20	20	3			
667	16	55W-T	11	4'-3" x 4'-0"	1	10/20	10/20	10A/20	10A/20	20	6			
668	16	51-T	11	4'-0" x 4'-0"	1	10/20	10/20	10A/20	10A/20	20	6			
669	16	52-T	11	7'-0" x 1'-0"	1	8/20	8/20	9/20	9/20	16				
670	16	53W-T	11	4'-3" x 4'-0"	1	10/20	10/20	10A/20	10A/20	20	6			
671	16/16	47E-BB	2	11'-5" x 20'-5"	1	3/20	3/20	2/20	2/20	20	2		208	
672	16	50-BB	11	20" x 20"	1	12/20	12/20	9/20	9/20	20	8			
673	16	55-BB	11	20" x 3'-0"	1	12/20	12/20	9/20	9/20	20	8			
674	16	46-Y	11	20" x 20"	1	12/20	12/20	9/20	9/20	20	8			
675	16	55W-Y	11	20" x 3'-0"	1	12/20	12/20	9/20	9/20	20	8			
676	16	49-X5	11	20" x 20"	1	12/20	12/20	9/20	9/20	20	8			
677	16	55-X4	11	20" x 3'-0"	1	12/20	12/20	9/20	9/20	20	8			
678	16	55W-V	11	20" x 3'-0"	1	12/20	12/20	9/20	9/20	20	8			
679	16	51-T	11	20" x 20"	1	12/20	12/20	9/20	9/20	20	8			
680	16	55W-T	11	20" x 3'-0"	1	12/20	12/20	9/20	9/20	20	8			
681	16	49-W	11	20" x 20"	1	12/20	12/20	9/20	9/20	20	8			
682	16	16E-C	11	18" x 20"	1	*	*	*	*	19	18			SEE * BELOW.
683	16	[illegible]		VERIFY SIZE W/ MECH. CONTRACTOR	1	2/20	2/20	2/20	2/20				MECH	COORDINATE LOCATION W/MECH CONT.
					/	/	/	/	/					
					/	/	/	/	/					
					/	/	/	/	/				

PROJECT NO. SHEET NO.

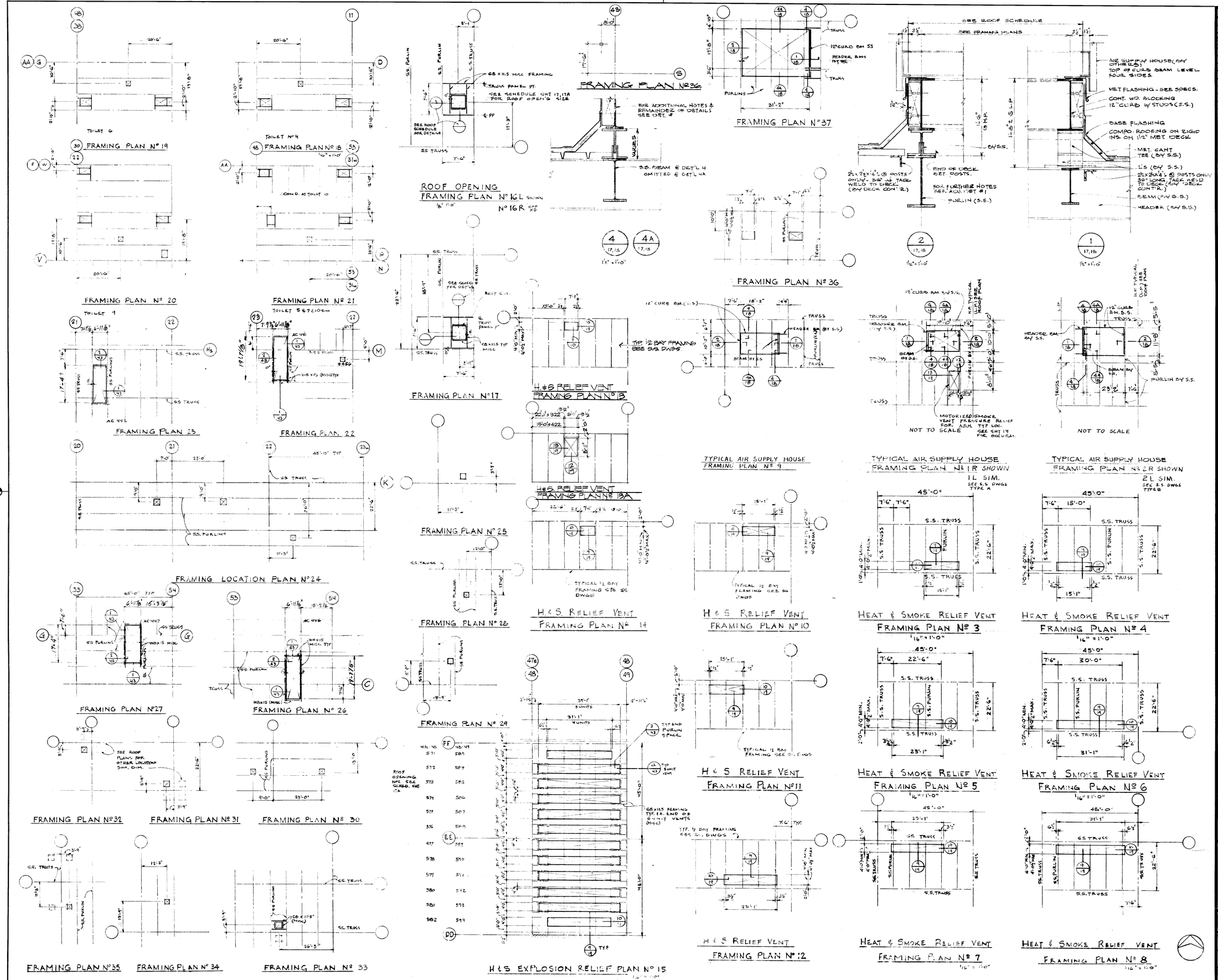

DATE	ISSUED FOR	APPROVAL	APPROVAL
5-18-77	STR. STL. REF		
5-23-77	PRIME MECH. REF		
4-27-77	METAL ROOF DECK BID		
4-18-77	FIRE PROT. REF		
5-6-77	CONV. BID REF		
5-19-77	ROOF BID		
5-19-77	MISC SHT METAL BID		
5-20-77	SUPPORTED SLAB BID		
5-23-77	MISC STEEL BID		
5-27-77	PAINTING & FINISHING BID		

NO.	DATE	BY	APPROVAL	APPROVAL
EP0029	3-8-78	WAH		
EP0198	12-21-77	EM		
119C	11-7-77	EM		
103	10-18-77	BM		
77	8-8-77	GG		
C9	7-22-77	VK		
C1	7-7-77	MK		
52	6-21-77	PB		
CSREF.	6-8-77	MW		
PC-31	6-1-77	MW		
PC-19	5-4-77	MW		

REVISIONS

CONTRACT SIGNATURES

FOR THE OWNER

FOR THE CONTRACTOR

DRAWING CERTIFIED BY

REGISTERED

STATE

NUMBER

DATE

ARGONAUT

PLANT ENGINEERING AND CONSTRUCTION

MANUFACTURING STAFF

GENERAL MOTORS CORPORATION

MEMBER OF GENERAL MOTORS 485 WEST MILWAUKEE AVENUE DETROIT, MICHIGAN

ARCHITECTURE & ENGINEERING & REAL ESTATE & CONSTRUCTION MANAGEMENT

NEW MANUFACTURING PLANT FOR OKLAHOMA INDUSTRIES AUTHORITY TENANCY BY

GM ASSEMBLY DIVISION

GENERAL MOTORS CORPORATION

OKLAHOMA CITY OKLAHOMA

PROJECT TITLE

ROOF OPENING DETAILS

SHEET TITLE

OWNER'S IDENTIFICATION

4500 P.E.&C. PROJECT NUMBER

DATE

DRAWN BY

JOB CAPT. C.O.B.

18

SHEET NUMBER

ARGO 118 REV. 12-69 K&E 17 0193 2-74 1750-

PROJECT NO. SHEET NO.

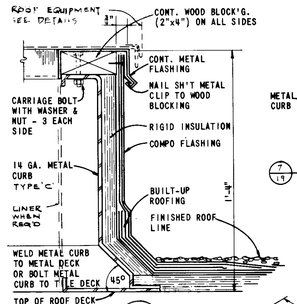

8/19
3" = 1'-0"

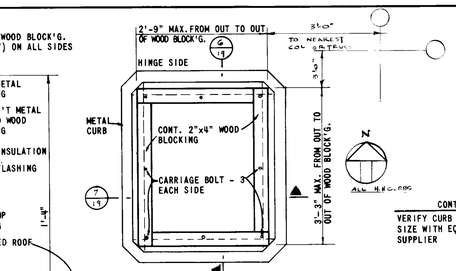

PLAN OF CURB FOR ROOF HOSE HOUSE
3/8" = 1'-0"

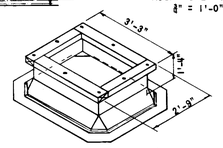

ISOMETRIC OF METAL CURB
NO SCALE

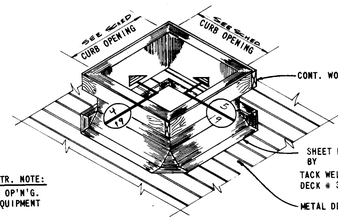

CONTR. NOTE:
VERIFY CURB OP'N'G. SIZE WITH EQUIPMENT SUPPLIER

ISOMETRIC DETAIL-PREFAB. ROOF CURB
NO SCALE

NOTE:
HINGE SIDE OF HOSE HOUSE TO BE LOCATED SO ACCESS WILL WILL NOT BE HAMPERED BY ADJ. STRUCTURE

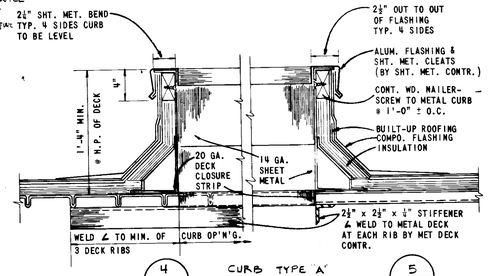

4/17,18,19
1½" = 1'-0"

CURB TYPE 'A'

5/17,18,19
1½" = 1'-0"

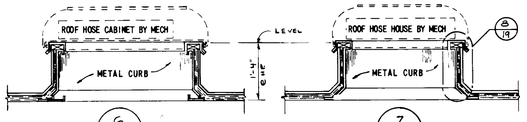

6/14,19
3/8" = 1'-0"

7/14,19
3/8" = 1'-0"

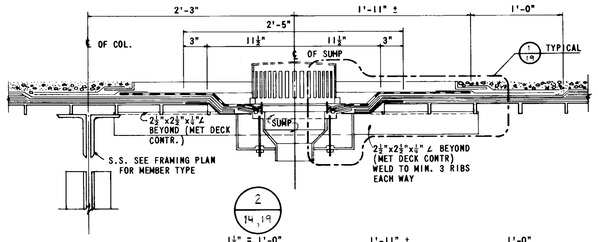

2/14,19
1½" = 1'-0"

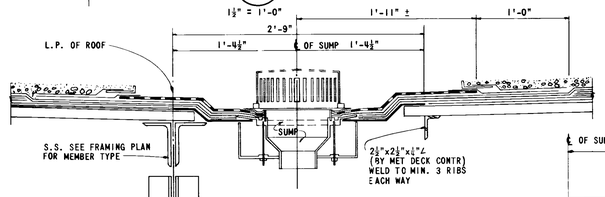

3/14,19
1½" = 1'-0"

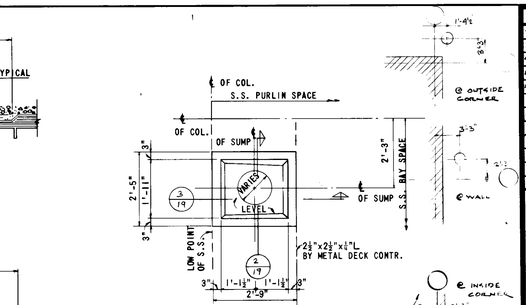

ROOF SUMP PAN PLAN
SCALE: ½" = 1'-0"

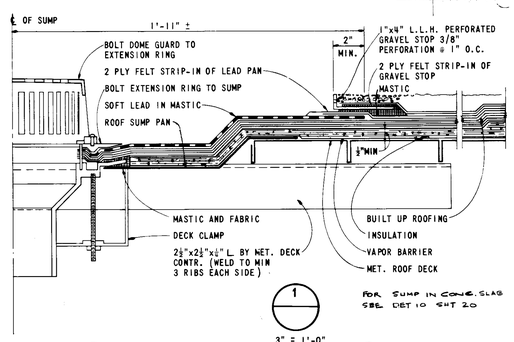

FOR SUMP IN CONC. SLAB SEE DET 10 SHT 20

1/19
3" = 1'-0"

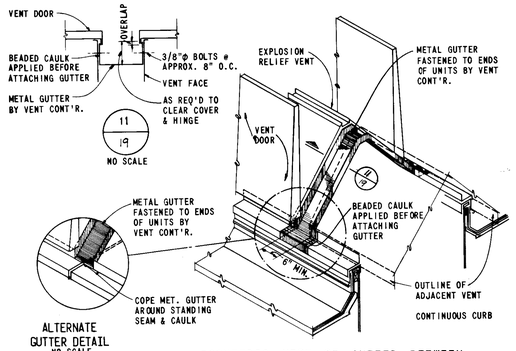

11/19
NO SCALE

ALTERNATE GUTTER DETAIL
NO SCALE

ISOMETRIC VIEW OF GUTTER BETWEEN UNITS IN MULTIPLE END TO END RUNS
NO SCALE

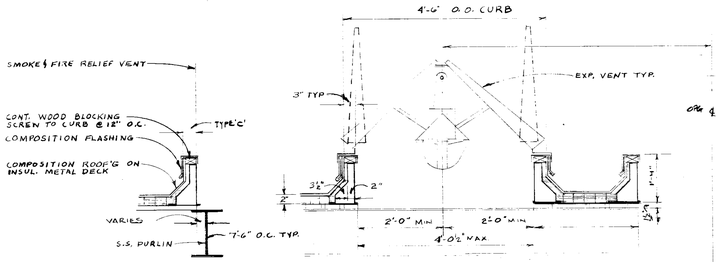

10/15
3/4" = 1'-0"

9/15
3/4" = 1'-0"

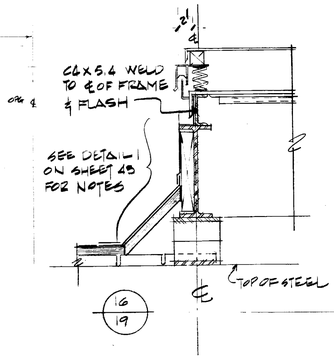

16/19

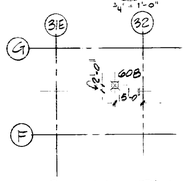

FRAMING PLAN # 13

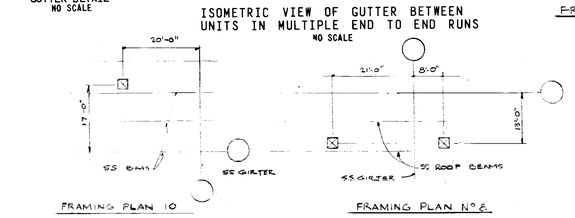

FRAMING PLAN 10

FRAMING PLAN Nº 8

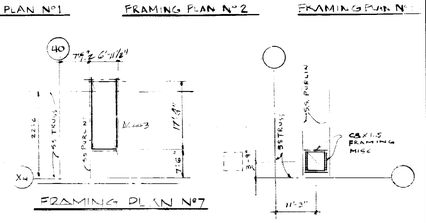

FRAMING PLAN Nº 7

FRAMING PLAN Nº 4



SECTION THRU HEAT & SMOKE RELEASE VENT.
SCALE 3/4" = 1'-0"

12/18,19
3/4" = 1'-0"

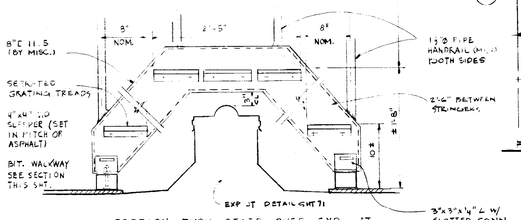

SECTION THRU STAIR OVER EXP. JT.
NO SCALE

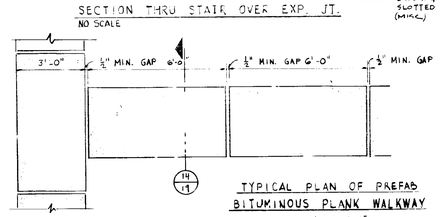

14/19

TYPICAL PLAN OF PREFAB BITUMINOUS PLANK WALKWAY
3/8" = 1'-0"

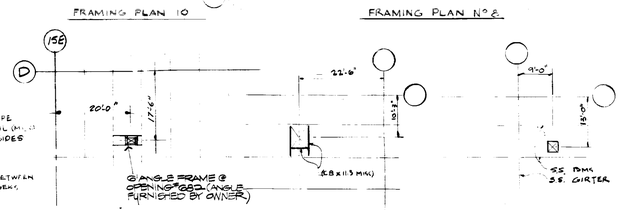

FRAMING PLAN # 12

FRAMING PLAN 11

FRAMING PLAN 9

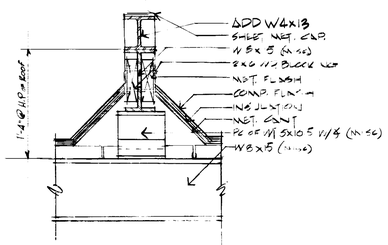

15/19
1½" = 1'-0"

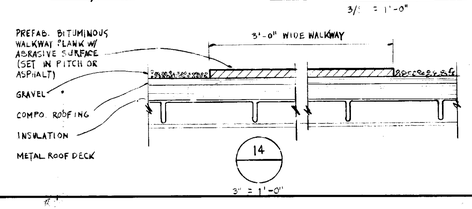

14
3/8" = 1'-0"

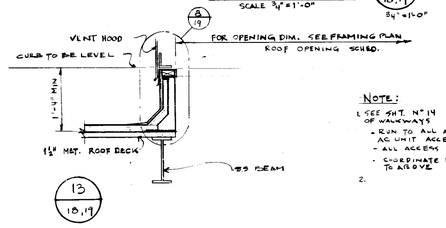

13/18,19

NOTE:
1. SEE SHT. Nº 14 FOR LOCATION OF WALKWAYS
- RUN TO ALL AIR SUPPLY & AC UNIT ACCESS DOORS
- ALL ACCESS DOORS TO ROOF
- COORDINATE EXACT ROUTING TO ABOVE
2.

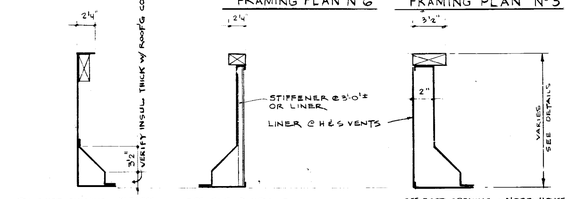

TYPICAL ROOF CURB TYPES BY METAL DECK CONTR. (MDC)

NOTES:
1. LINER OR STIFFENERS REQ'D ON ROOF OPENINGS OVER 3'-0" I.D. AND SMALLER ROOF OPENINGS WITH OVER 500 POUND EQUIPMENT LOADING
2. VERIFY SIZE & LOCATION WITH EQUIPMENT CONTR. BEFORE FABRICATION OF ROOF CURB
3. ROOF DECK SUPPORT STEEL AT ROOF CURBS BY METAL DECK CONTR (MDC) SEE FRAMING PLANS

DATE	ISSUED FOR	APPROVAL	APPROVAL
3-8-77	STR. STL. REF.		
3-23-77	PRIME MECH & ELECT REF		
4-7-77	MECH. ROOF SCHED.		
5-19-77	ROOF BID		
5-19-77	MISC SHT METAL BID		
5-25-77	MISC STEEL BID		
6-22-77	PAINTING & FINISHING BID		

NO.	DATE	BY	APPROVAL	APPROVAL
EPC 5-2	9-19-78	SB		
160	5-5-78	RM		
EPC 302	4-6-78	RM		
EPC 302	4-7-78	RM		
119C	11-7-77	RM		
103	10-12-77	RM		
77	8-8-77	GP		
61	7-7-77	MK		
PC-31	6-1-77	MM		
PC-26	5-[illegible]-77	MM		
PC-19	5-4-77	MM		

REVISIONS

CONTRACT SIGNATURES

FOR THE OWNER

FOR THE CONTRACTOR

DRAWING CERTIFIED BY

REGISTERED
STATE
NUMBER
DATE

PLANT ENGINEERING AND CONSTRUCTION
MANUFACTURING STAFF
GENERAL MOTORS CORPORATION

NEW MANUFACTURING PLANT
FOR
OKLAHOMA INDUSTRIES AUTHORITY
TENANCY BY
G M ASSEMBLY DIVISION
GENERAL MOTORS CORPORATION
OKLAHOMA CITY OKLAHOMA

PROJECT TITLE

ROOF OPENING DETAILS

SHEET TITLE

OWNER'S IDENTIFICATION

4500
P. E. & C. PROJECT NUMBER

DATE

DRAWN BY

JOB CAPT. C.D.E.

19
SHEET NUMBER

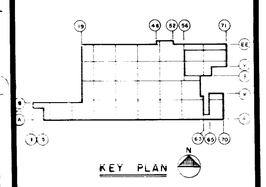

KEY PLAN

K&E 17 0135 5-74 1790

PROJECT NO. SHEET NO.

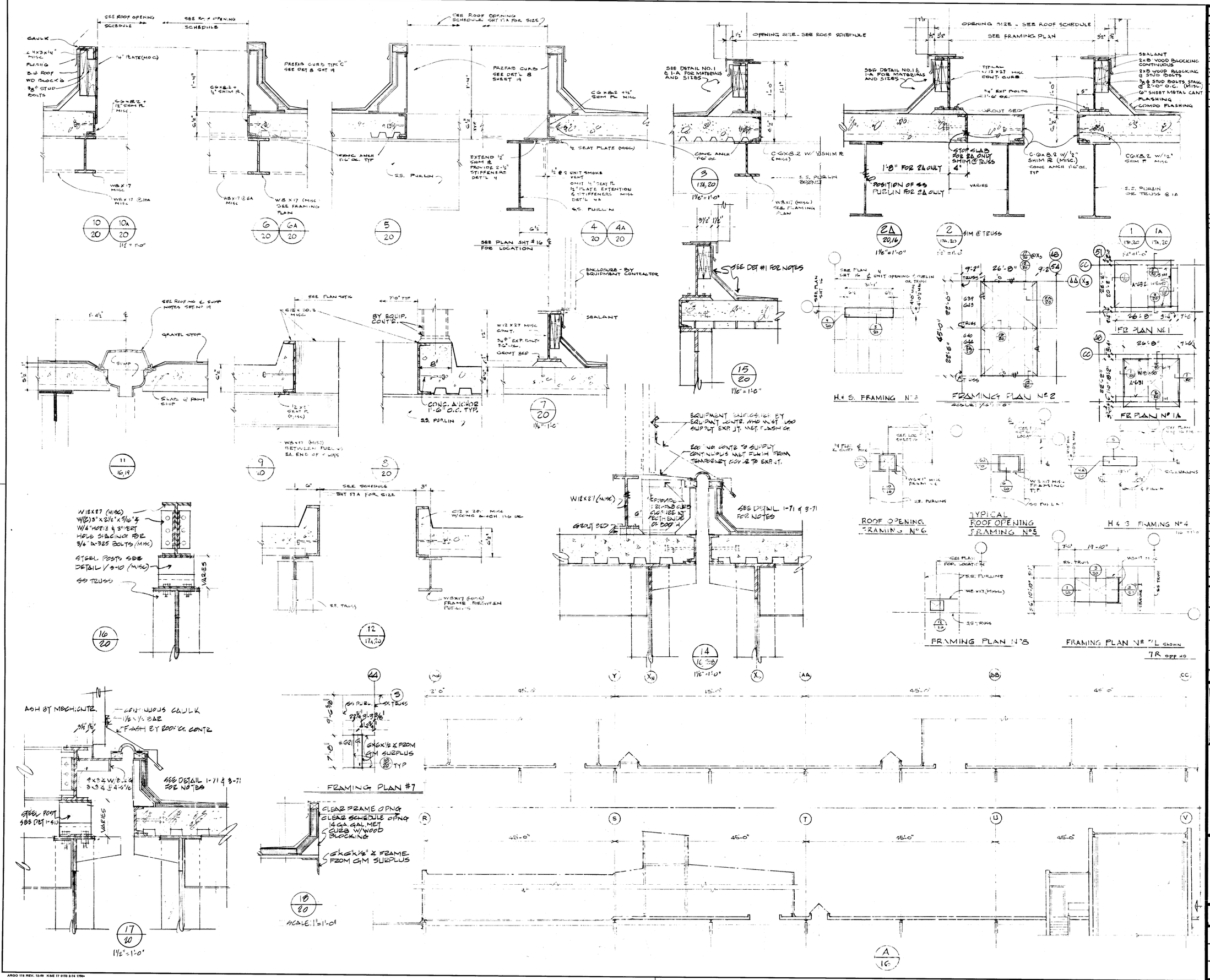

DATE	ISSUED FOR	APPROVAL	APPROVAL
2-8-77	STR. STL. REF.		
3-25-77	PRIME MISC & ELECT REF		
4-7-77	METAL DECK BID		
5-19-77	ROOF BID		
5-19-77	MISC SHT METAL BID		
5-20-77	SYNTETIC SUB BID		
5-26-77	MISC. STEEL BID		
5-27-77	PAINTING & FINISHING BID		

NO.	DATE	BY	APPROVAL	APPROVAL
EP-340	6-15-78	RM		
160	5-5-78	RM		
EP-263	2-22-78	RM		
EP-184	2-7-78	RM		
EP-153	12-19-77	RM		
EP-137	11-7-77	WN		
110	11-7-77	RM		
103	10-15-77	RM		
69	7-22-77	VK		
61	7-7-77			
52	6-21-77			
8	6-1-77	MW		
PC-20	5-16-77	MW		
PC-14	5-4-77			

REVISIONS

CONTRACT SIGNATURES

FOR THE OWNER

FOR THE CONTRACTOR

DRAWING CERTIFIED BY

REGISTERED

STATE

NUMBER

DATE

ARGONAUT

PLANT ENGINEERING AND CONSTRUCTION

MANUFACTURING STAFF

GENERAL MOTORS CORPORATION

DIVISION OF GENERAL MOTORS • 485 WEST MILWAUKEE AVENUE • DETROIT, MICHIGAN

ARCHITECTURE • ENGINEERING • REAL ESTATE • CONSTRUCTION MANAGEMENT

NEW MANUFACTURING PLANT FOR OKLAHOMA INDUSTRIES AUTHORITY TENANCY BY

GM ASSEMBLY DIVISION

GENERAL MOTORS CORPORATION

OKLAHOMA CITY OKLAHOMA

PROJECT TITLE

PAINT SHOP ROOF OPENINGS DETAILS

SHEET TITLE

OWNER'S IDENTIFICATION

4500

P. E. & C. PROJECT NUMBER

DATE

DRAWN BY

JOB CAPT.

20

SHEET NUMBER

ARGO 115 REV. 12-69 K&E 17 0193 2-74 1790-

PROJECT NO. SHEET NO.

DEEP DRAFT CURTAIN OPENING SCHEDULE

OPENING #	DC. DETAIL #	℄ OPENING LOCATION	OPENING WIDTH	TOP ELEV. FROM FIN. FLOOR	FRAMING ELEV SHT	FRAMING ELEV NO	REMARKS
1	4	G&37, 18'-0" E	12'-0"	22'-3"	21	"A"	
2	4	G&20, 10'-0" W	12'-0"	22'-3"	21	"B"	
3	4	T-38, 7'-0" E	6'-0"	22'-3"	21	"C"	
4	4	T-30, 15'-6" E	31'-0"	22'-3"	21	"C"	
5	4	T-85, 6'-0" E	10'-0"	22'-3"	21	"C"	
6	6	T-39, 14'-0" W	10'-0"	22'-3"	21	"D"	
7	5	T-30, WEST	18'-0"	22'-3"	21	"A"	VERIFY LOCATION & SIZE IN FIELD

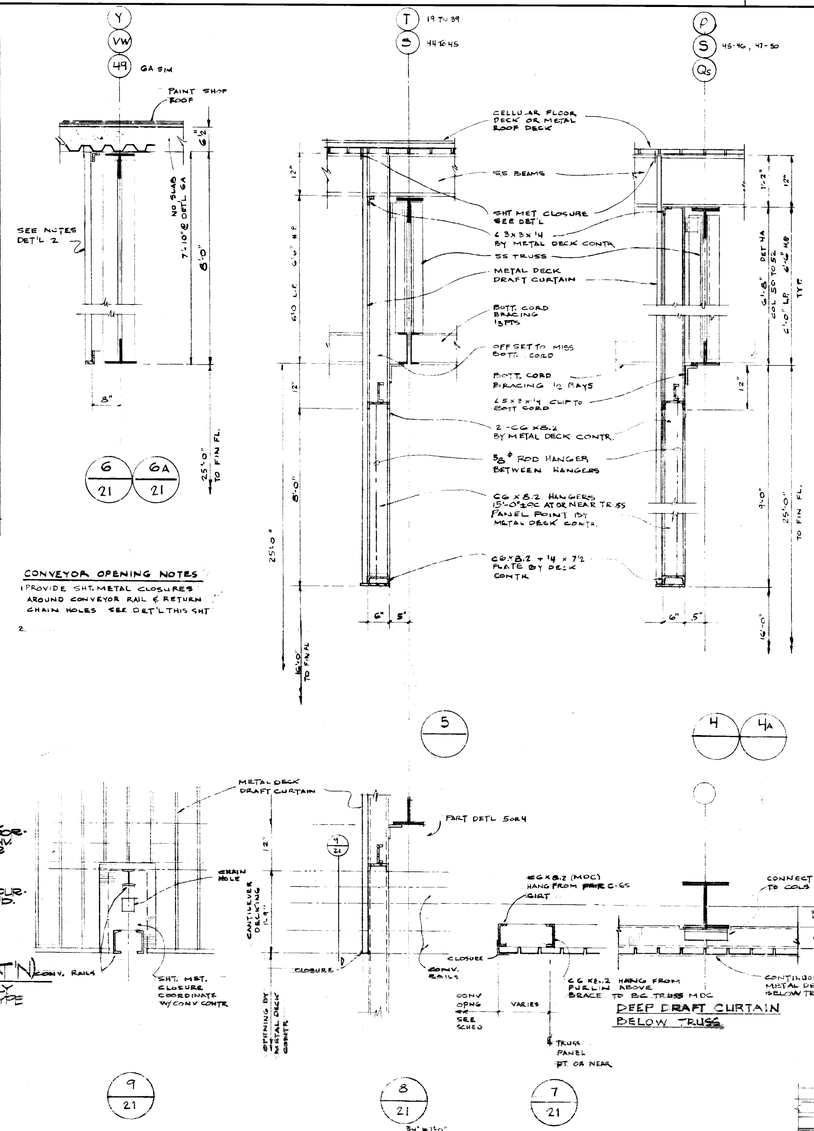

CONVEYOR OPENING NOTES

1. PROVIDE SHT. METAL CLOSURES AROUND CONVEYOR RAIL & RETURN CHAIN HOLES SEE DET'L THIS SHT
2.

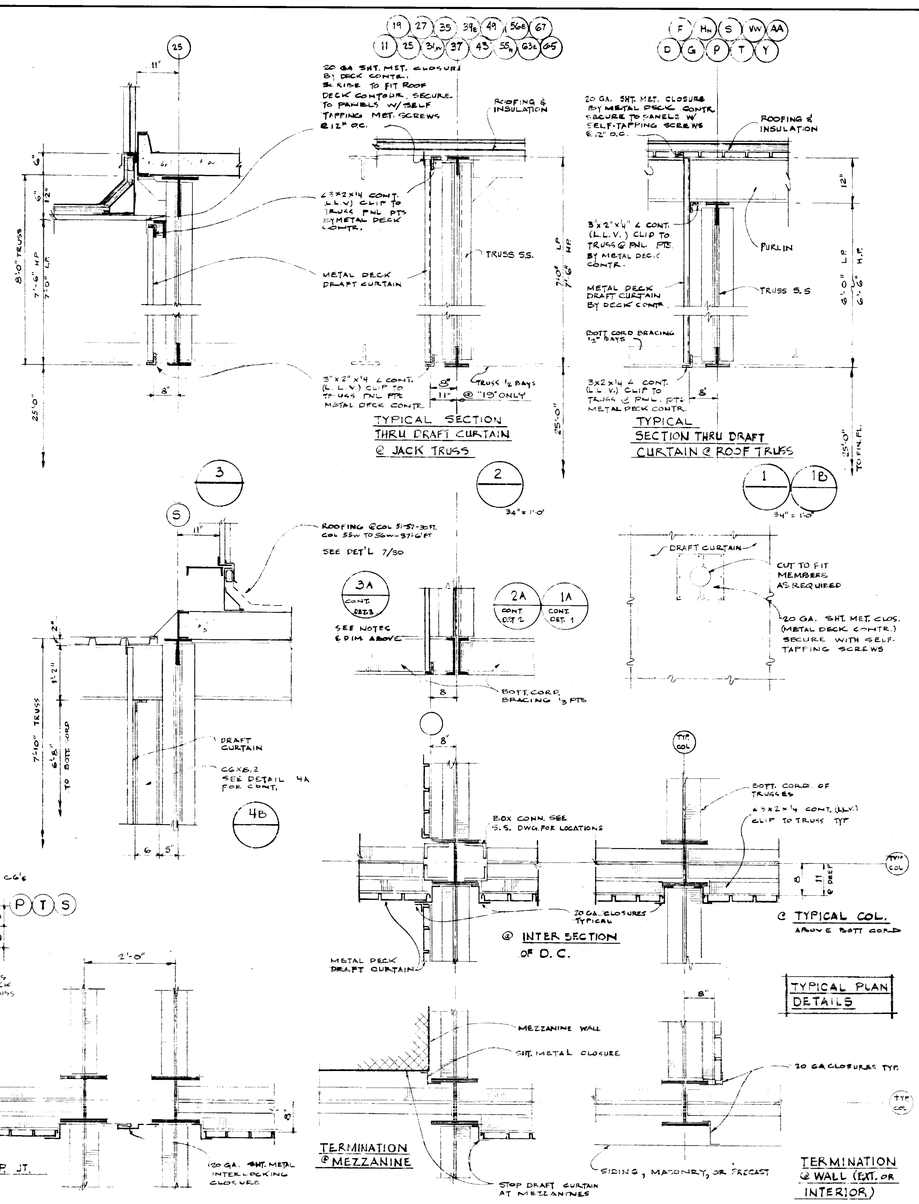

TYPICAL SECTION THRU DRAFT CURTAIN @ JACK TRUSS

TYPICAL SECTION THRU DRAFT CURTAIN @ ROOF TRUSS

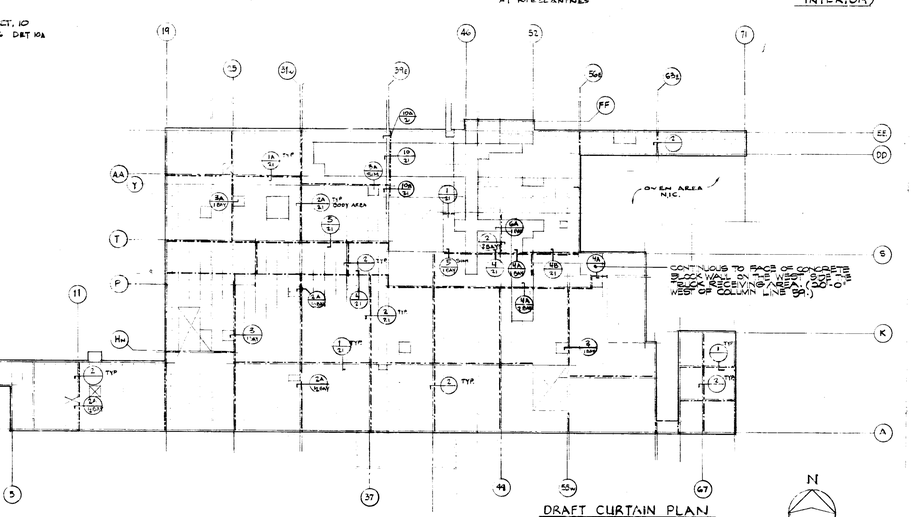

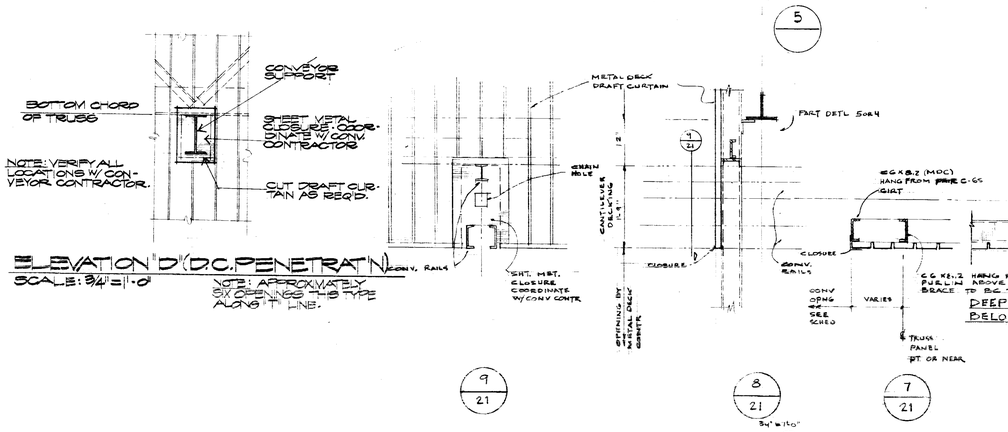

ELEVATION "D" (D.C. PENETRATION)
SCALE: 3/4" = 1'-0"

@ INTERSECTION OF D.C.

@ TYPICAL COL.

TYPICAL PLAN DETAILS

TERMINATION @ MEZZANINE

TERMINATION @ WALL (EXT. OR INTERIOR)

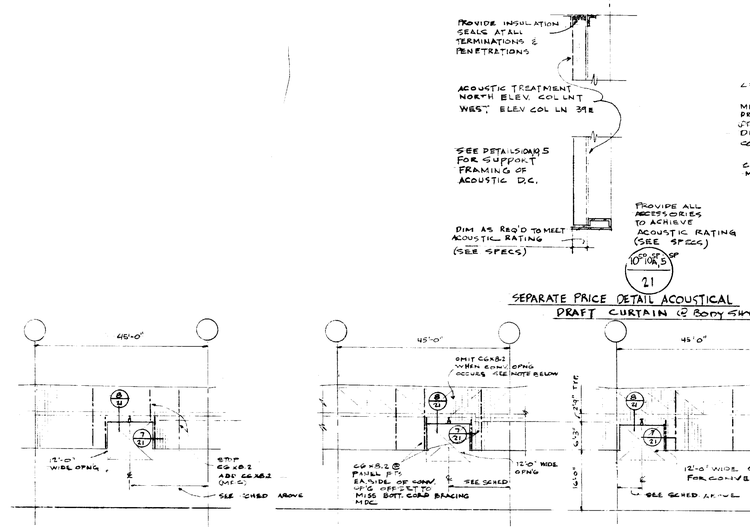

SEPARATE PRICE DETAIL ACOUSTICAL DRAFT CURTAIN @ BOTT SHIP AREA

ELEVATION "A" ELEVATION "B" ELEVATION "C" DEEP DRAFT CURTAIN

DRAFT CURTAIN PLAN 1" = 250'

DATE	ISSUED FOR	APPROVAL	APPROVAL
3-22-77	PRIME MECH		
4-7-77	METAL DECK BID		
4-19-77	F&B PROP.		
5-19-77	MISC SHT METAL BID		
5-20-77	SUPPORTING SLAB BID		
5-23-77	ROOFING & INSULATION BID		

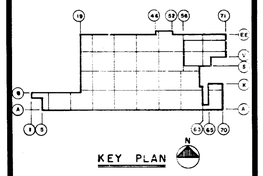

KEY PLAN

NO.	DATE	BY	APPROVAL	APPROVAL
334	6-6-78	MK		
300	7-18-78	BB		
1246	12-20-78	RM		
1196	11-7-77	RM		
61	7-7-77	MK		
54		MW		
PC "26"	5-16-77	MW		
PC-14	5-4-77	MW		

REVISIONS

CONTRACT SIGNATURES

FOR THE OWNER

FOR THE CONTRACTOR

DRAWING CERTIFIED BY

REGISTERED

STATE

NUMBER

DATE

ARGONAUT
DIVISION OF GENERAL MOTORS 486 WEST MILWAUKEE AVENUE DETROIT, MICHIGAN
ARCHITECTURE & ENGINEERING & REAL ESTATE & CONSTRUCTION MANAGEMENT

PLANT ENGINEERING AND CONSTRUCTION
MANUFACTURING STAFF

GM MANUFACTURING PLANT
FOR
OKLAHOMA INDUSTRIES AUTHORITY
OWNED BY
GM ASSEMBLY DIVISION
GENERAL MOTORS CORPORATION
OKLAHOMA CITY OKLAHOMA

PROJECT TITLE

DRAFT CURTAIN DETAILS

SHEET TITLE

OWNER'S IDENTIFICATION

DATE

DRAWN BY

JOB CAPT.

4500
P.E. & C. PROJECT NUMBER

21
SHEET NUMBER

ARGO 118 REV. 12-69 KME 17 0153 2-74 1750M

PROJECT NO. SHEET NO.

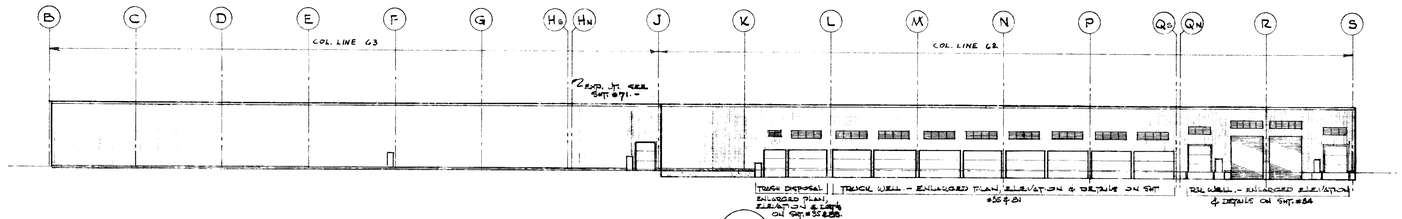

PARTIAL EAST ELEVATION 1/22

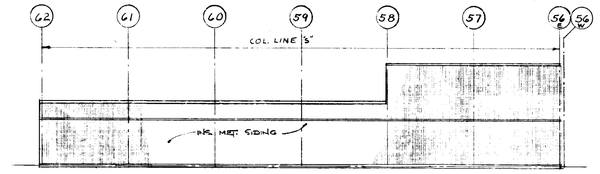

SOUTH ELEVATION @ LINE "S" 8/22

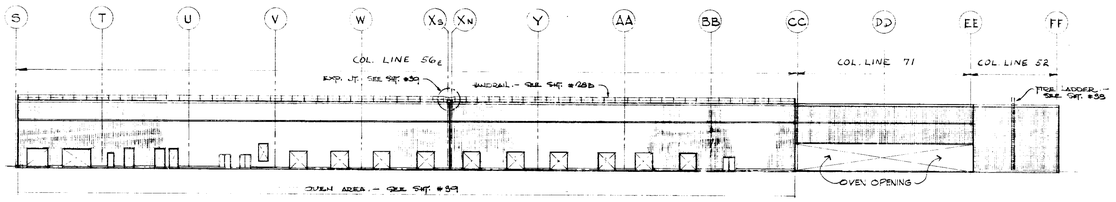

PARTIAL EAST ELEVATION 2/22

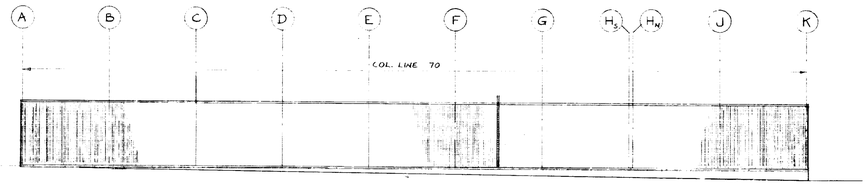

ELEVATION @ COL. LINE "70" 7/22

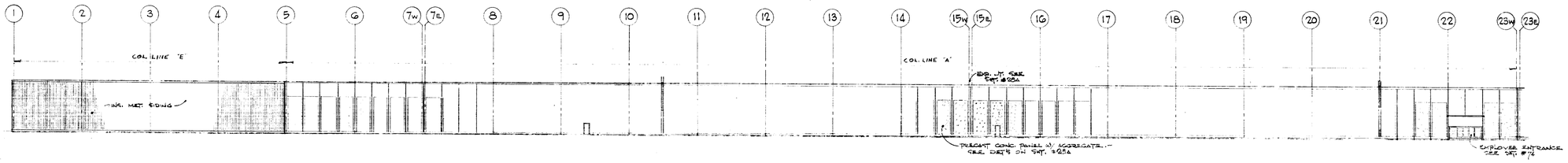

PARTIAL SOUTH ELEVATION 3/22

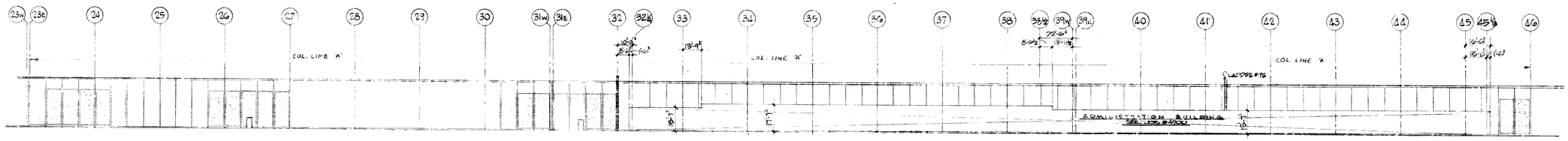

PARTIAL SOUTH ELEVATION 4/22

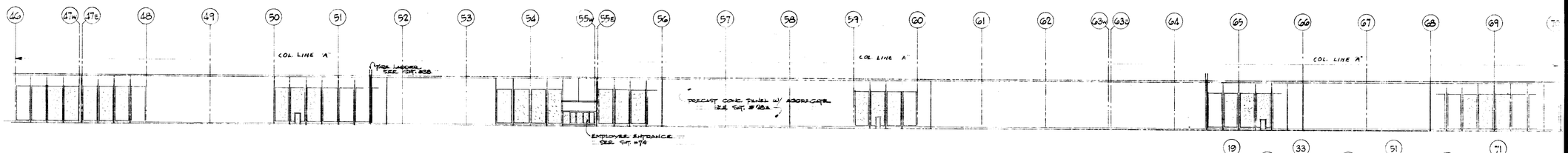

PARTIAL SOUTH ELEVATION 5/22

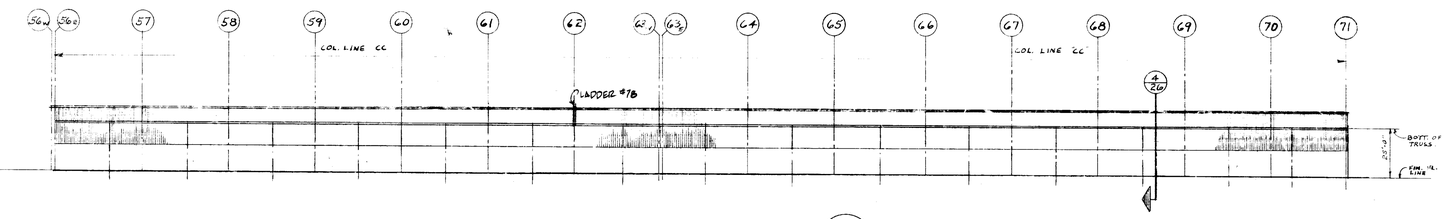

SOUTH ELEVATION @ LINE "CC" 6/22

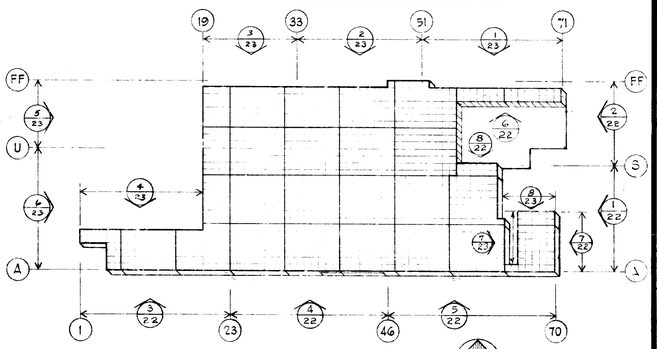

ELEVATION LOCATION PLAN

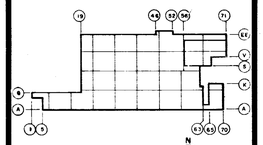

KEY PLAN

DATE	ISSUED FOR	APPROVAL	APPROVAL
3-8-77	STR. STL. REF		
3-23-77	PRIME MECH & ELECT. REF		
3-21-77	CAISSON REF.		
4-19-77	METAL SIDING BID		
4-19-77	PRECAST PANEL BID		
4-28-77	INT FLR CONC BID		
5-19-77	MISC SHT METAL BID		
5-25-77	MISC STEEL BID		
5-26-77	ARCH BID		
5-27-77	PAINTING & FINISHING BID		
3-1-78	REF. GLASS BID		

EF0276	3-17-78	RM		
EF0262	2-28-78	RM		
1-16	11-7-77	RM		
70	8-1-77	RE		
61	7-7-77	MK		
52	6-1-77	RE		
PC#26	5-13-77	MW		
NO.	DATE	BY	APPROVAL	APPROVAL

REVISIONS

CONTRACT SIGNATURES

FOR THE OWNER

FOR THE CONTRACTOR

DRAWING CERTIFIED BY

REGISTERED

STATE

NUMBER

DATE

PLANT ENGINEERING AND CONSTRUCTION
MANUFACTURING STAFF
GENERAL MOTORS CORPORATION
485 WEST MILWAUKEE AVENUE • DETROIT, MICHIGAN

NEW MANUFACTURING PLANT
FOR
OKLAHOMA INDUSTRIES AUTHORITY
TENANCY BY
G M ASSEMBLY DIVISION
GENERAL MOTORS CORPORATION
OKLAHOMA CITY OKLAHOMA

PROJECT TITLE

BUILDING ELEVATION
(SCALE: 1/32" = 1'-0")

SHEET TITLE

OWNER'S IDENTIFICATION

4500
E & C. PROJECT NUMBER

DATE

DRAWN BY TWW

JOB CAPT. C. DB

22
SHEET NUMBER

K&E 17 0153 9-73 5059+

PROJECT NO. SHEET NO.

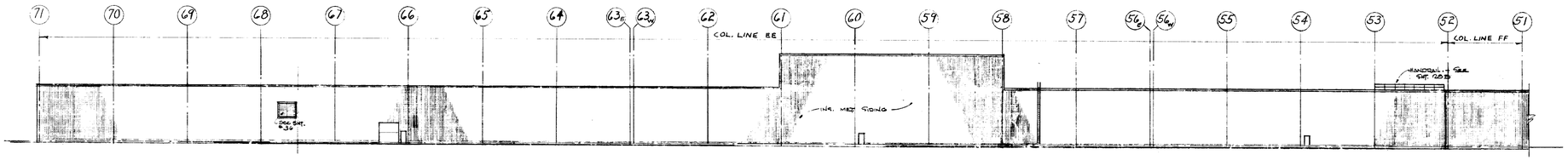

PARTIAL NORTH ELEVATION 1/23

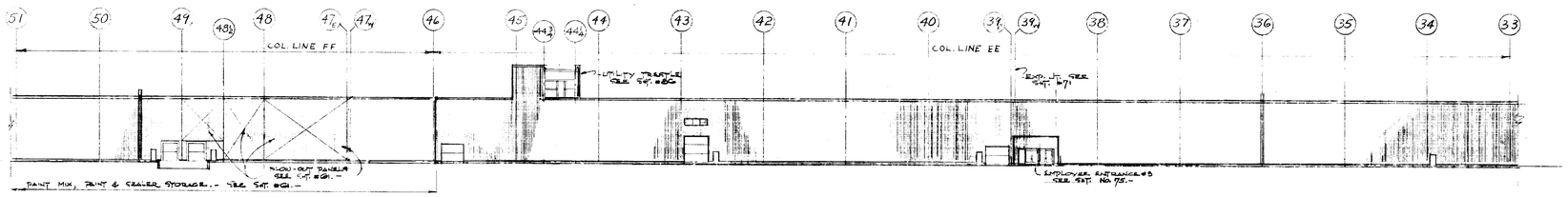

PARTIAL NORTH ELEVATION 2/23

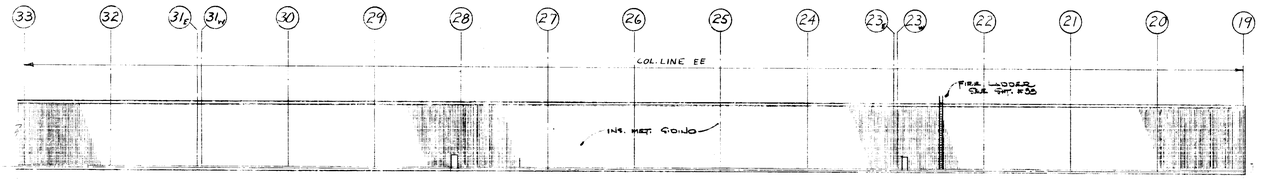

PARTIAL NORTH ELEVATION 3/23

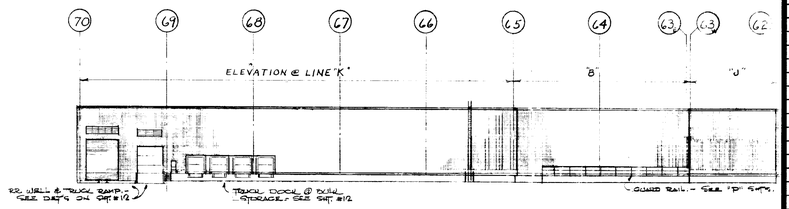

NORTH ELEVATION 8/23

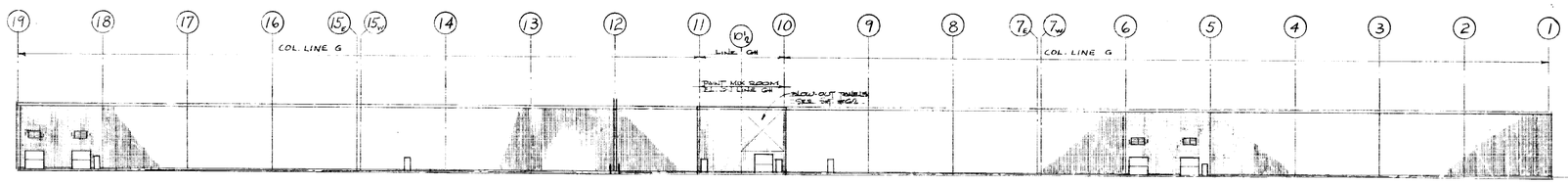

PARTIAL NORTH ELEVATION 4/23

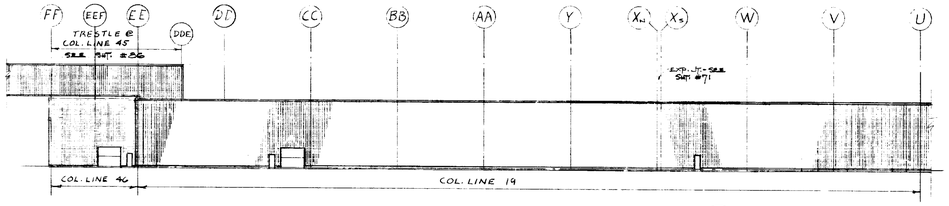

PARTIAL WEST ELEVATION 5/23

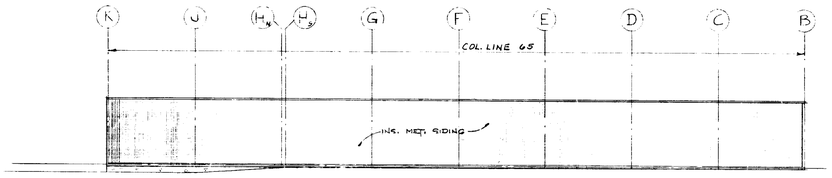

WEST ELEVATION @ LINE 65 7/23

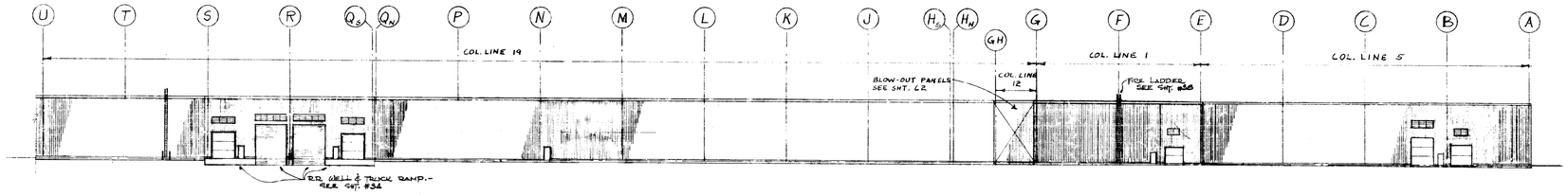

PARTIAL WEST ELEVATION 6/23

DATE	ISSUED FOR	APPROVAL	APPROVAL
3-8-77	STR STL REF		
3-25-77	PRIME MECH & ELECT REF		
3-21-77	CAISSON REF.		
4-7-77	METAL SIDING BID		
4-7-77	PRECAST PANEL BID		
4-28-77	1ST FLR CONC BID		
5-19-77	MISC SHT METAL BID		
5-25-77	MISC STEEL BID		
5-26-77	ARCH BID		
5-27-77	PAINTING & FINISHING BID		
8-29-77	PAINT BUDGET SYSTEM REF.		

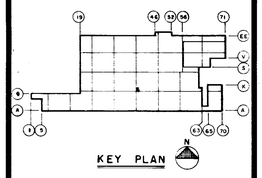

KEY PLAN

NO.	DATE	BY	APPROVAL	APPROVAL
EO 2602	2-28-78	ZM		
EO 2602	2-6-78	MW		
1198	11-7-77	ZM		
01	7-7-77	MW		
EO 2602	5-13-77	MW		

REVISIONS

CONTRACT SIGNATURES

FOR THE OWNER

FOR THE CONTRACTOR

DRAWING CERTIFIED BY

REGISTERED

STATE

NUMBER

DATE

ARGONA DIVISION OF ARGONAUT, INC.

PLANT ENGINEERING AND CONSTRUCTION MANUFACTURING STAFF

GENERAL MOTORS CORPORATION

465 WEST MILWAUKEE AVENUE & DETROIT, MICHIGAN

NEW MANUFACTURING PLANT FOR OKLAHOMA INDUSTRIES AUTHORITY TENANCY BY

G M ASSEMBLY DIVISION

GENERAL MOTORS CORPORATION

OKLAHOMA CITY OKLAHOMA

PROJECT TITLE

BUILDING ELEVATIONS

SHEET TITLE

OWNER'S IDENTIFICATION

4500

P. E. & C. PROJECT NUMBER

DATE

DRAWN BY T W W

JOB CAPT. C D B

23

SHEET NUMBER

K&E 17 0153 9-73 5659

PROJECT NO. SHEET NO.

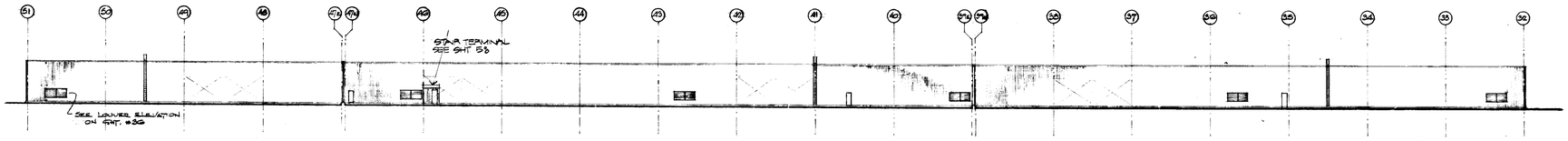

NORTH ELEVATION ON LINE D-D

1

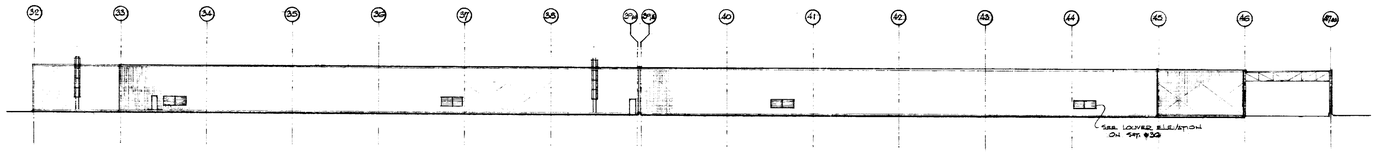

SOUTH ELEVATION ON LINE BB, AA & XN

2

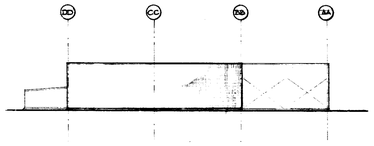

WEST ELEVATION ON LINE 32 & 33

3

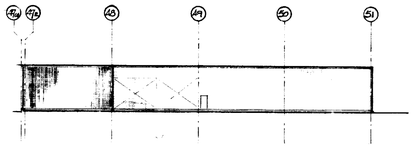

SOUTH ELEVATION ON LINE BBc & CC

4

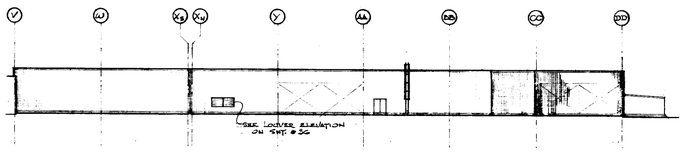

EAST ELEVATION ON LINE 47, 48 & 51

5

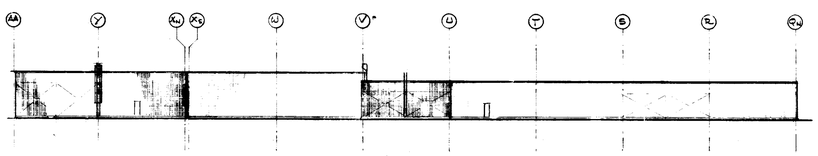

WEST ELEVATION ON LINE 45 & 46

6

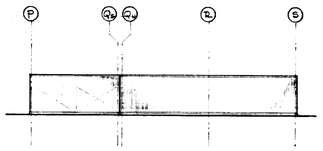

EAST ELEVATION ON LINE 58

7

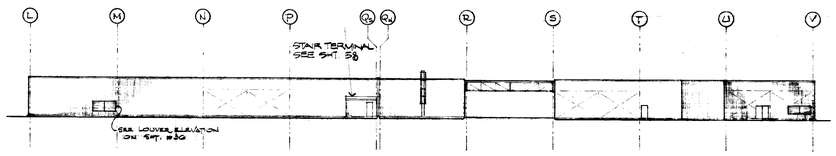

EAST ELEVATION ON LINE 51, 52 & 53

8

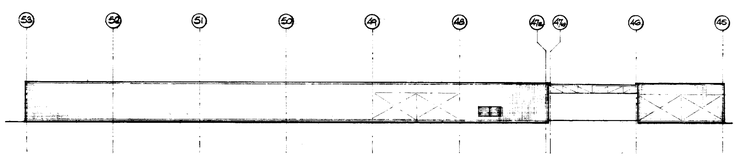

NORTH ELEVATION ON LINE V

9

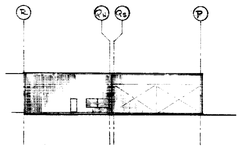

WEST ELEVATION ON LINE 56c & 57

10

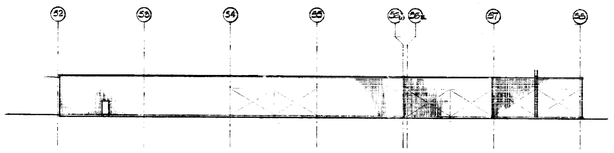

SOUTH ELEVATION ON LINE P, Qn & R

11

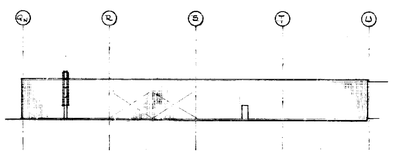

EAST ELEVATION ON LINE 47c

12

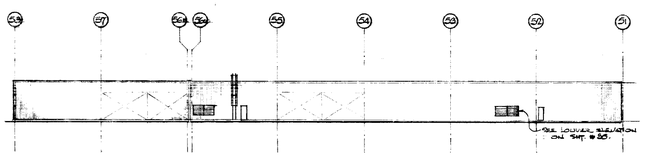

NORTH ELEVATION ON LINE S

13

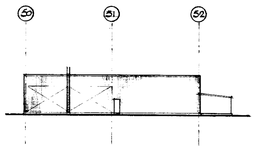

SOUTH ELEVATION ON LINE L

14

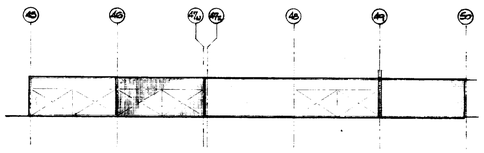

SOUTH ELEVATION ON LINE U & Qn

15

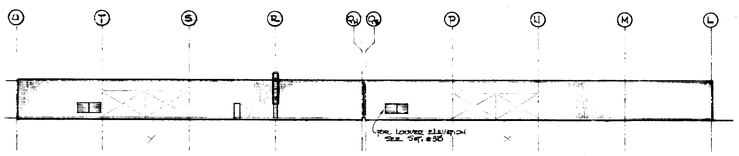

WEST ELEVATION ON LINE 50

16

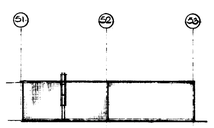

SOUTH ELEVATION ON LINE TU & U

17

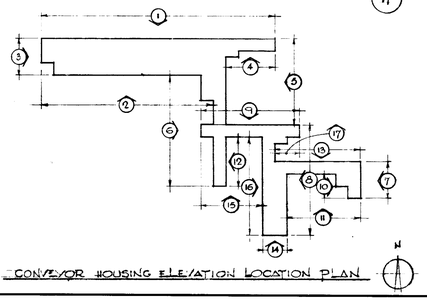

CONVEYOR HOUSING ELEVATION LOCATION PLAN

DATE	ISSUED FOR	APPROVAL	APPROVAL
3-8-76	MTR. STL. REF.		
3.23.77	PRIME MECH & ELECT REF		
4-7-77	METAL SIDING BID		
5-19-77	MISC SHT METAL BID		
5-25-77	MISC STEEL BID		
5-26-77	ARCH BID		
5-27-77	PAINTING & FINISHING BID		

NO.	DATE	BY	APPROVAL	APPROVAL
1196	11-7-77	EM		
106	6-3-77	DB		
61	7-7-77	MK		
PC-22	5-13-77	MW		

REVISIONS

CONTRACT SIGNATURES

FOR THE OWNER

FOR THE CONTRACTOR

DRAWING CERTIFIED BY

REGISTERED

STATE

NUMBER

DATE

ARGONAUT

PLANT ENGINEERING AND CONSTRUCTION

MANUFACTURING STAFF

DIVISION OF GENERAL MOTORS & 485 WEST MILWAUKEE AVENUE & DETROIT, MICHIGAN

ARCHITECTURE & ENGINEERING & REAL ESTATE & CONSTRUCTION MANAGEMENT

NEW MANUFACTURING PLANT FOR OKLAHOMA INDUSTRIES AUTHORITY TENANT BY

GM ASSEMBLY DIVISION

GENERAL MOTORS CORPORATION

OKLAHOMA CITY OKLAHOMA

PROJECT TITLE

BUILDING ELEVATIONS CONVEYOR HOUSING

SHEET TITLE

OWNER'S IDENTIFICATION

DATE

DRAWN BY

JOB CAPT. C. WEISER

4500

P. E. & C. PROJECT NUMBER

24

SHEET NUMBER

ARGO 118 REV. 12-69 K&E 17 0133 2-74 1750

PROJECT NO. SHEET NO.

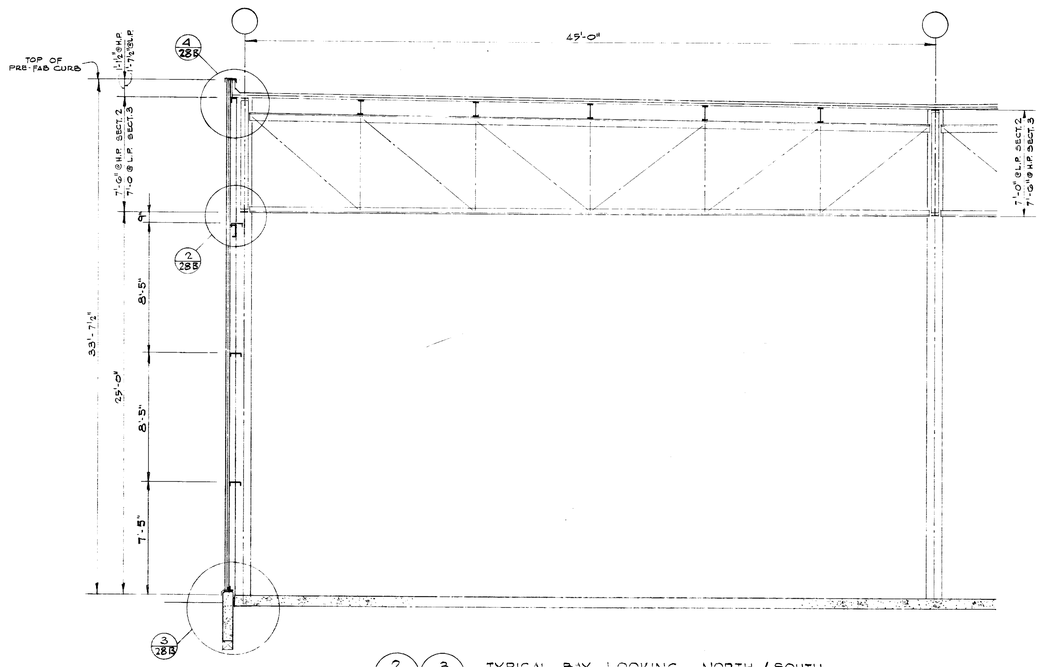

2/4 3/4 TYPICAL BAY LOOKING NORTH / SOUTH
1/4" = 1'-0"

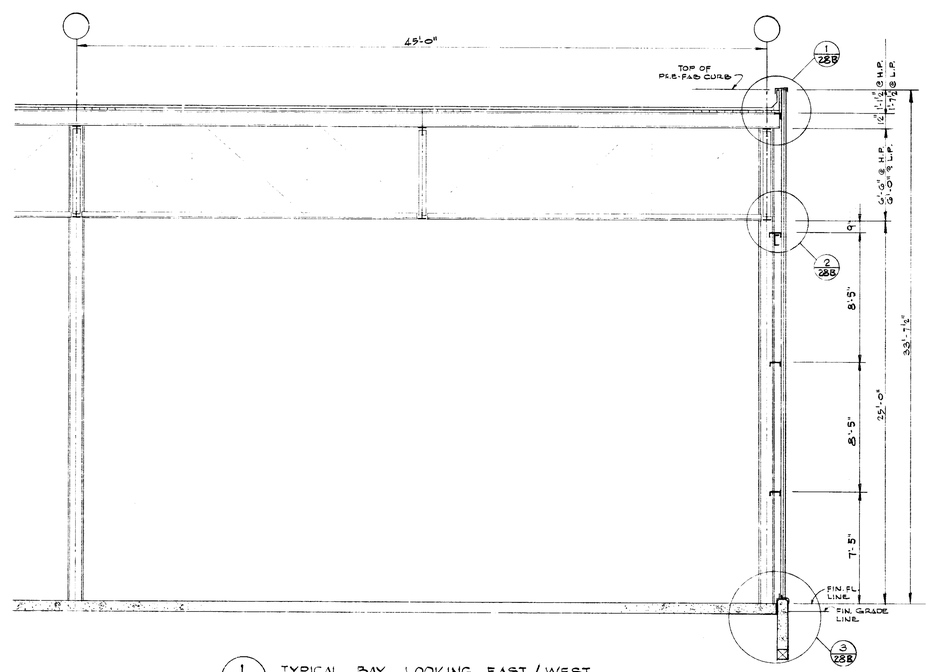

1/4 TYPICAL BAY LOOKING EAST / WEST
1/4" = 1'-0"

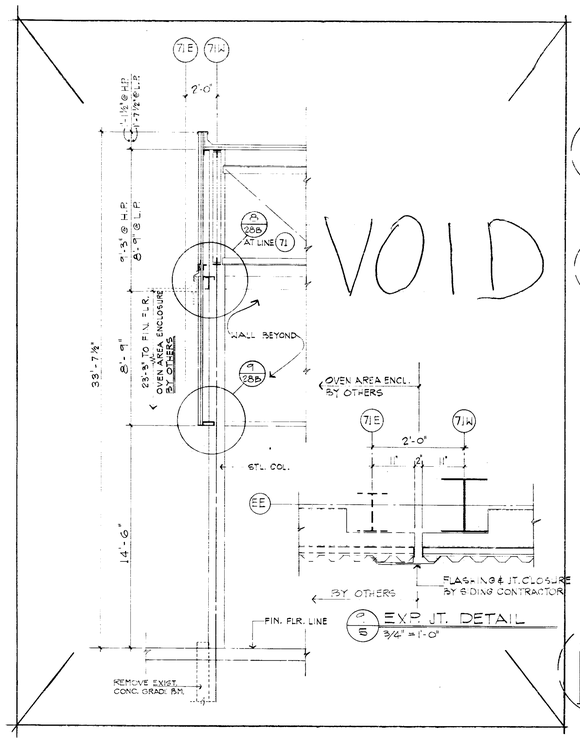

8/4
1/4" = 1'-0"

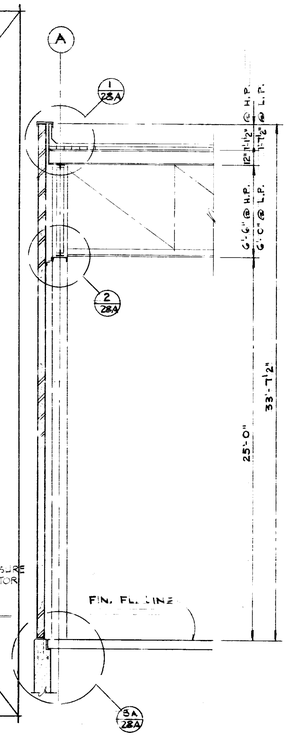

7/4
1/4" = 1'-0"

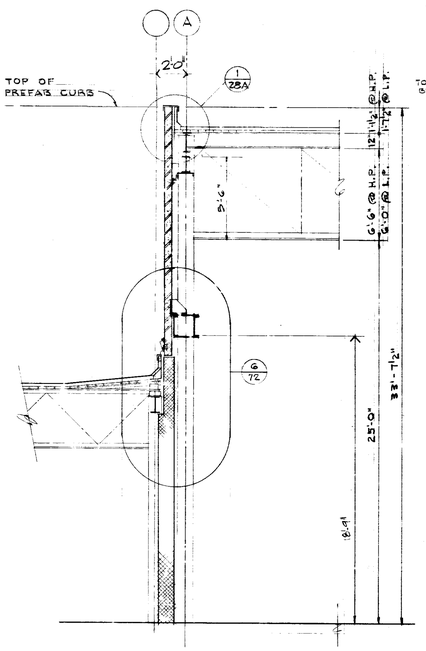

6/4
1/4" = 1'-0"

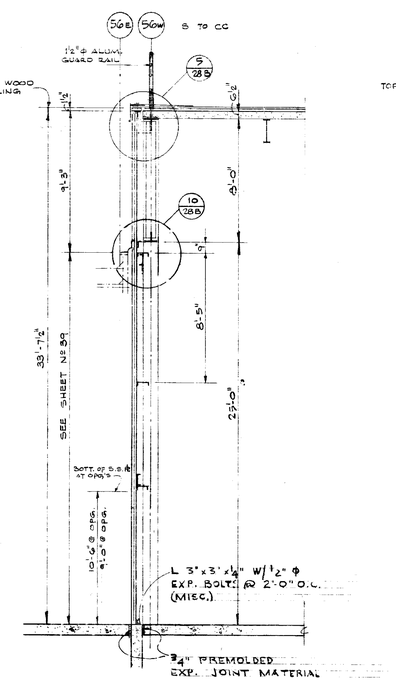

5/4,39
1/4" = 1'-0"

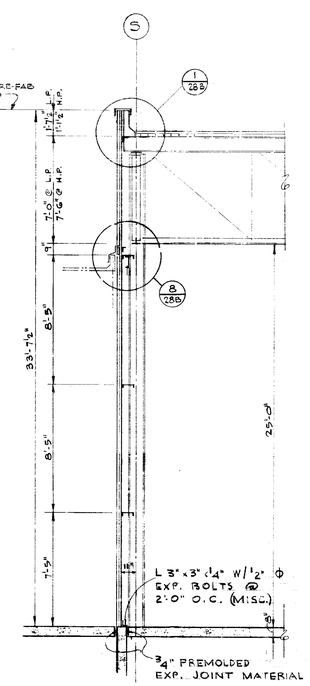

4/4
1/4" = 1'-0"

DATE	ISSUED FOR	APPROVAL	APPROVAL
1-6-77	STRUCT. STL. REF		
2-28-77	MECH U.G. REF.		
3-23-77	PRIME MECH & ELECT REF		
3-21-77	CAISSON REF.		
4-7-77	METAL ROOF DECK BID		
4-7-77	METAL SIDING BID		
4-7-77	PRECAST PANEL BID		
4-18-77	PIPE PEN. REF.		
4-28-77	1ST FLR CONC BID		
5-6-77	CONV. BID REF		
5-19-77	ROOF BID		
5-20-77	SUPPORTED DECK BID		
5-25-77	MISC STEEL BID		
5-27-77	PAINTING & FINISHING BID		
5-17-78	REF. DECK BID		

KEY PLAN

NO.	DATE	BY	APPROVAL	APPROVAL
66	2-23-78	SB		
44	2-20-78	RM		
119C	11-7-77	RM		
70	8-1-77	PB		
61	7-7-77	MK		
52	6-21-77	RC		
23 28B	6-7-77	MK		
Pl. #43	5-11-77	TCV		

REVISIONS

CONTRACT SIGNATURES

FOR THE OWNER

FOR THE CONTRACTOR

DRAWING CERTIFIED BY

REGISTERED

STATE

NUMBER

DATE

ARGONAUT GENERAL MOTORS CORPORATION
DIVISION OF GENERAL MOTORS 485 WEST MILWAUKEE AVENUE DETROIT, MICHIGAN
ARCHITECTURE ENGINEERING REAL ESTATE CONSTRUCTION MANAGEMENT

PLANT ENGINEERING AND CONSTRUCTION
MANUFACTURING STAFF

NEW MANUFACTURING PLANT FOR OKLAHOMA INDUSTRIES AUTHORITY TENANCY BY

GM ASSEMBLY DIVISION

GENERAL MOTORS CORPORATION
OKLAHOMA CITY OKLAHOMA

PROJECT TITLE

WALL SECTIONS

SHEET TITLE

OWNER'S IDENTIFICATION

DATE

DRAWN BY JB

JOB CAPT. C. BENDER

4500
P. E. & C. PROJECT NUMBER

25
SHEET NUMBER

ARGO 115 REV. 12-69 K&E 17 0153 2-74 1750M

PROJECT NO. SHEET NO.

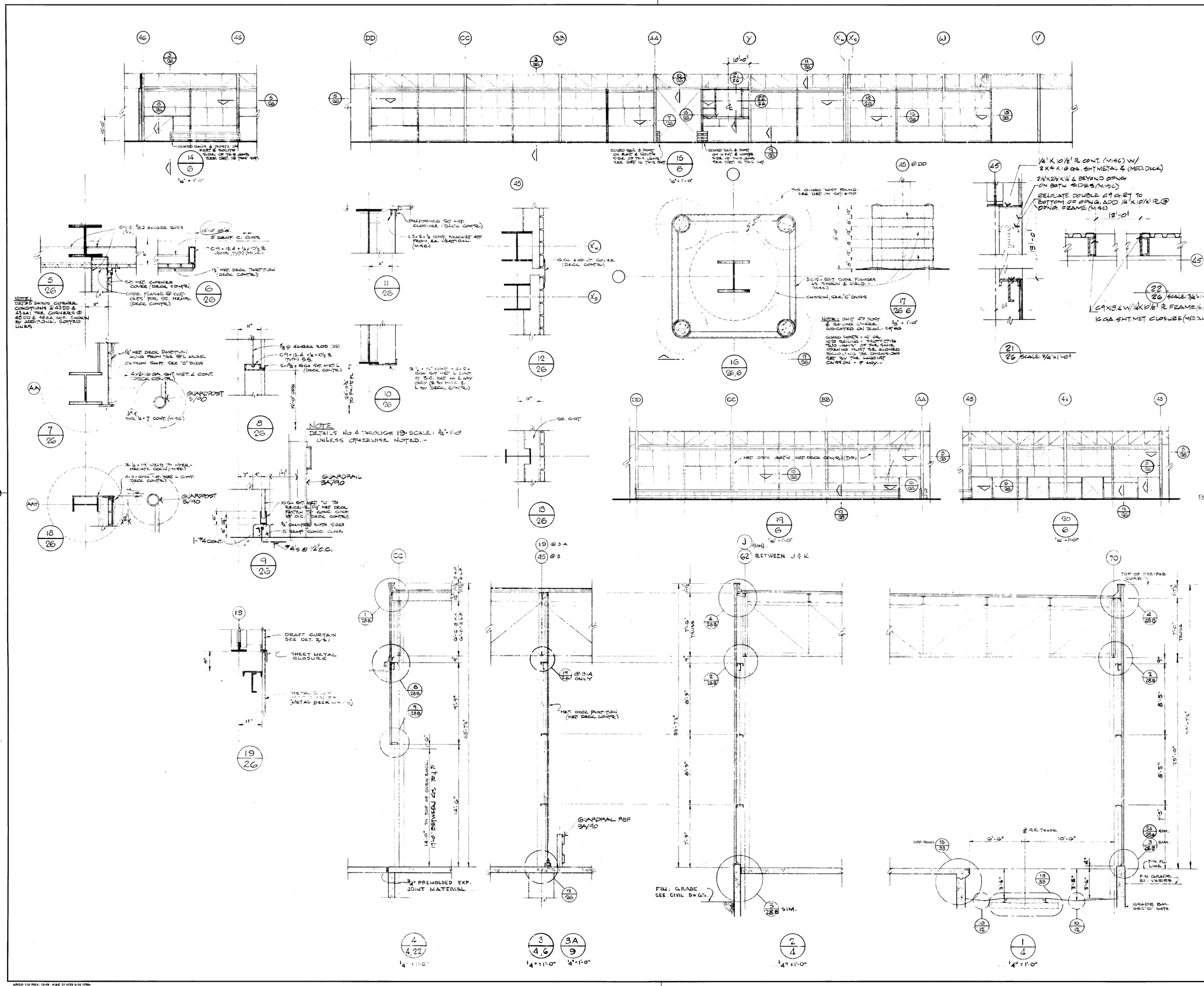

DATE	ISSUED FOR	APPROVAL	APPROVAL
5-18-77	STRUCT STL REF.		
2-22-77	MECH U.G. REF.		
3-24-77	FR. & MECH. & ELECT REF		
3-21-77	CAISSON REF.		
4-7-77	METAL DOOR FRAME BID		
4-7-77	METAL SIDING BID		
4-7-77	PRE-MAT PANEL BID		
4-11-77	OVEN "RE-BID" REF.		
4-18-77	FIRE PROT REF		
4-28-77	1st F.P. CONC BID		
5-12-77	RAILROAD BID		
5-19-77	ROOF BID		
5-25-77	MISC STEEL BID		
5-26-77	PAINTING & FINISHING BID		

NO.	DATE	BY	APPROVAL	APPROVAL
1	10-23-78	SB		
EC 338	6-12-78	MK		
EC 338	6-6-78	RM		
EC 201	11-5-78	RM		
112	11-7-77	RM		
EC 101	7-28-77	RM		
61	7-7-77	MK		
52	6-27-77	RC		
23	6-9-77	A.P.		
PC #24	5-16-77	A.P.		
PC #15	5-11-77	T.C.V.		

REVISIONS

CONTRACT SIGNATURES

FOR THE OWNER

FOR THE CONTRACTOR

DRAWING CERTIFIED BY

REGISTERED

STATE

NUMBER

DATE

ARGONAUT

PLANT ENGINEERING AND CONSTRUCTION

MANUFACTURING STAFF

GENERAL MOTORS CORPORATION

DIVISION OF GENERAL MOTORS 485 WEST MILWAUKIE AVENUE DETROIT, MICHIGAN

ARCHITECTURE & ENGINEERING & REAL ESTATE & CONSTRUCTION MANAGEMENT

NEW MANUFACTURING PLANT FOR OKLAHOMA INDUSTRIES AUTHORITY TENANCY BY

GM ASSEMBLY DIVISION

GENERAL MOTORS CORPORATION

OKLAHOMA CITY OKLAHOMA

PROJECT TITLE

WALL SECTIONS

SHEET TITLE

OWNER'S IDENTIFICATION

DATE

DRAWN BY JR

JOB CAPT. C.B.E./GER.

4500

P.E. & C. PROJECT NUMBER

26

SHEET NUMBER

ARGO 115 REV. 12-69 KAE 17 0133 2-74 1790*

PROJECT NO. SHEET NO.

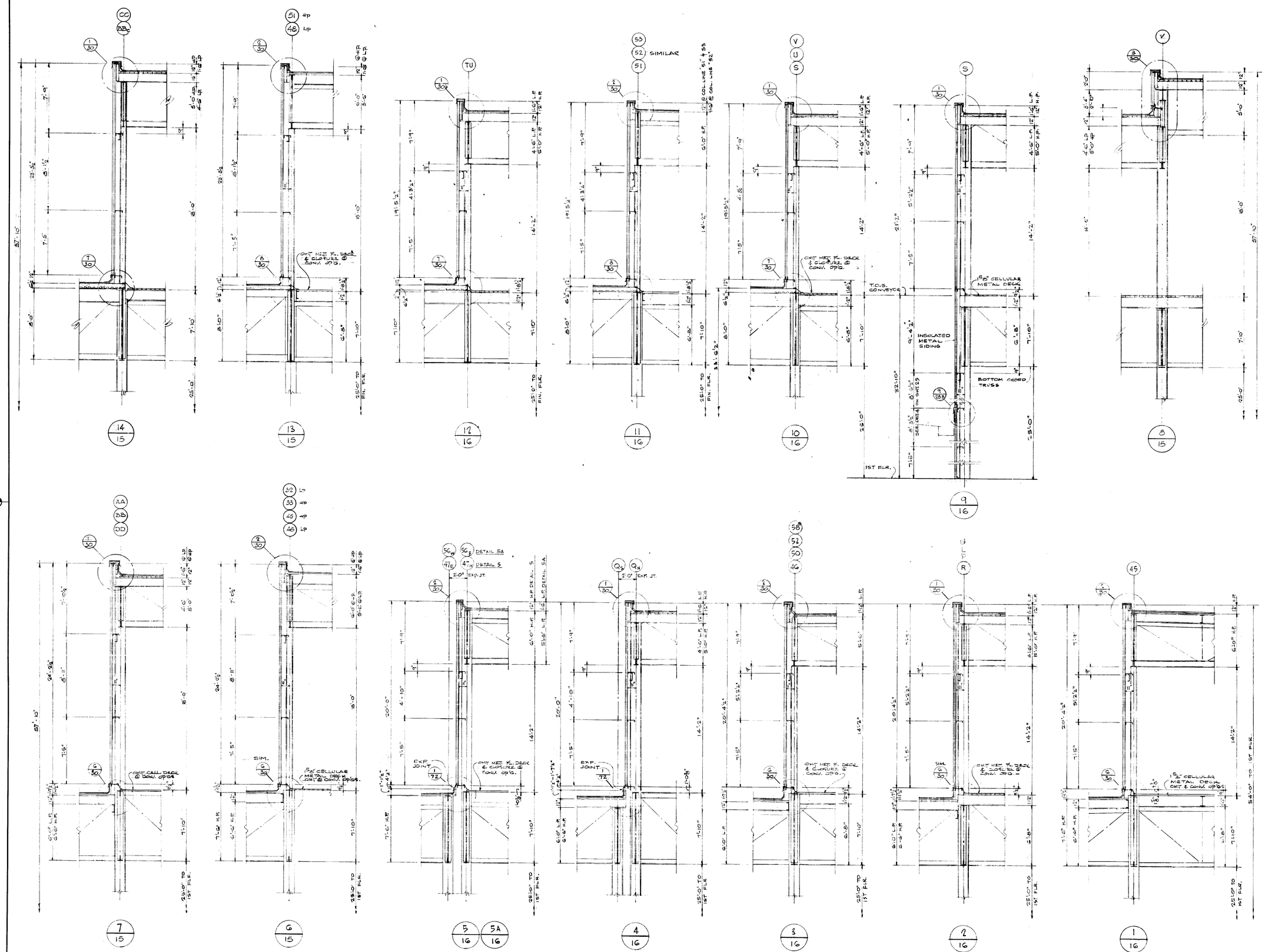

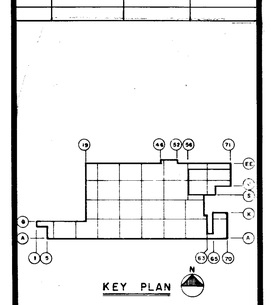

DATE	ISSUED FOR	APPROVAL	APPROVAL
3-2-77	STR. STL. REF.		
3-23-77	PRIME MECH & ELECT REF.		
4-7-77	METAL ROOF DECK BID		
4-7-77	METAL SIDING BID		
4-15-77	FILE PLOT REF.		
5-6-77	CONV. BID REF.		
5-19-77	ROOF BID		
5-20-77	SUPPORTS & SASH BID		
5-25-77	MISC. STEEL BID		
5-27-77	PAINTING BID		

NO.	DATE	BY	APPROVAL	APPROVAL
1196	11-7-77	RM		
61	7-1-77	MK		

REVISIONS

CONTRACT SIGNATURES

FOR THE OWNER

FOR THE CONTRACTOR

DRAWING CERTIFIED BY

REGISTERED

STATE

NUMBER

DATE

ARGONAUT

PLANT ENGINEERING AND CONSTRUCTION

MANUFACTURING STAFF

GENERAL MOTORS CORPORATION

3044 WEST MILWAUKEE AVENUE & DETROIT, MICHIGAN

ARCHITECTURE & ENGINEERING & REAL ESTATE & CONSTRUCTION MANAGEMENT

NEW MANUFACTURING PLANT FOR OKLAHOMA INDUSTRIES AUTHORITY TENANCY BY

GM ASSEMBLY DIVISION

GENERAL MOTORS CORPORATION

OKLAHOMA CITY OKLAHOMA

PROJECT TITLE

WALL SECTIONS CONV. HOUSING

SHEET TITLE

OWNER'S IDENTIFICATION

P.E. & C PROJECT NUMBER: 4500

DATE

DRAWN BY

JOB CAPT. C. BEISEL

SHEET NUMBER: 27

118 REV. 12-69 KAE 17 0193 3-74 1790+

PROJECT NO. SHEET NO.

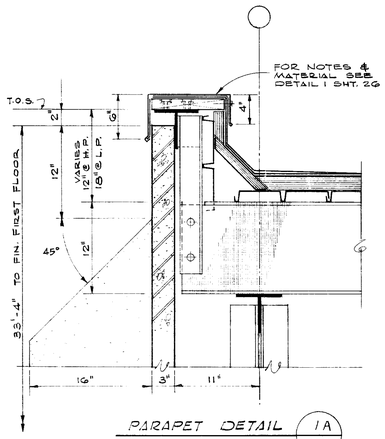

PARAPET DETAIL 1A / 28

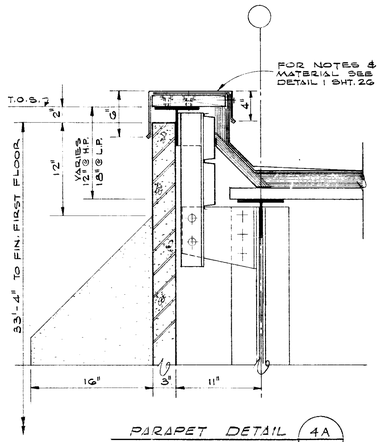

PARAPET DETAIL 4A / 28

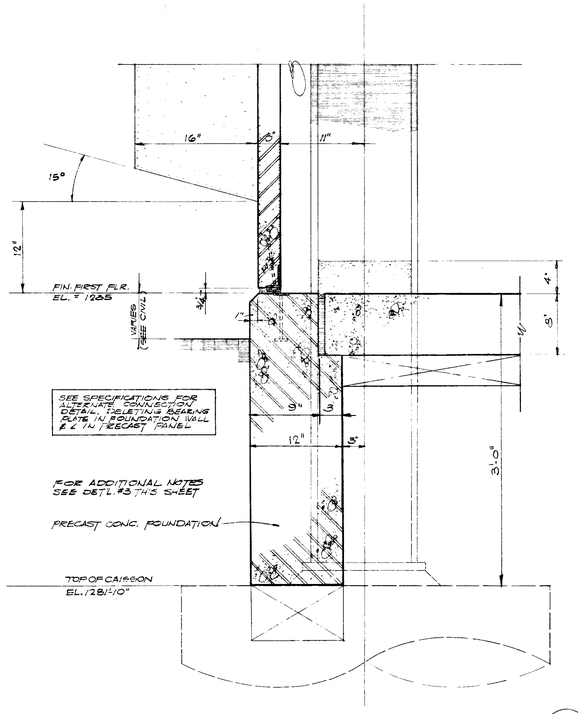

PRECAST GRADE BEAM DETAIL 3A / 28

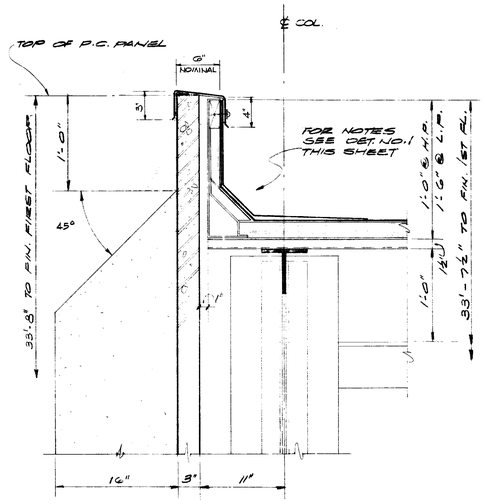

PARAPET DETAIL 4 — SEE DET. #4A THIS SHT. FOR ALTERNATE CURB.

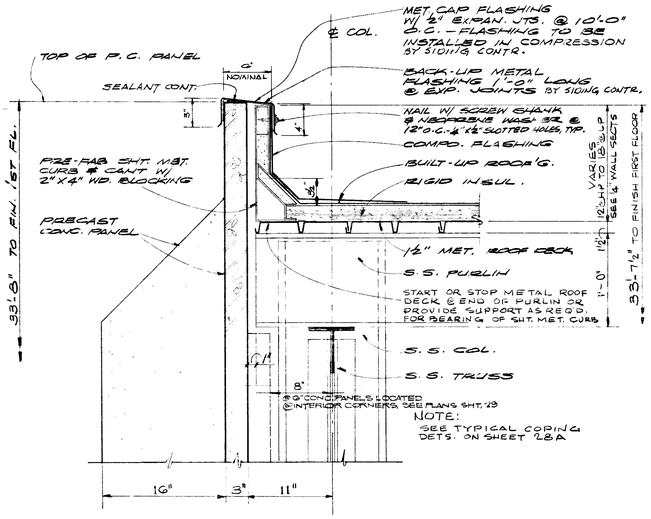

NOTE: SEE TYPICAL COPING DET'S. ON SHEET 28A

PARAPET DETAIL 1 / 25 — SEE DET. 1A THIS SHT. FOR ALTERNATE CURB.

PARAPET DETAIL 4A / 28

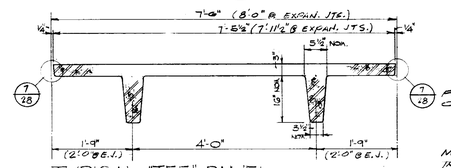

TYPICAL "TEE" PANEL (BASE BID)
SCALE ¾" = 1'-0"

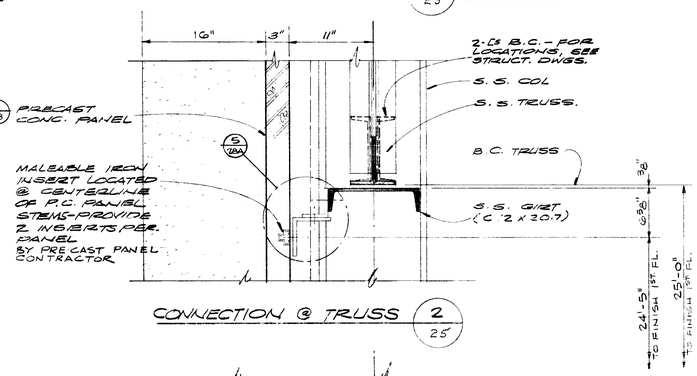

CONNECTION @ TRUSS 2 / 25

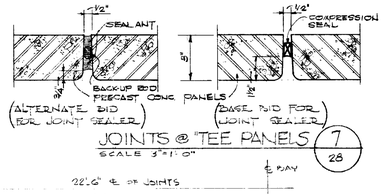

JOINTS @ "TEE" PANELS 7 / 28
SCALE 3" = 1'-0"

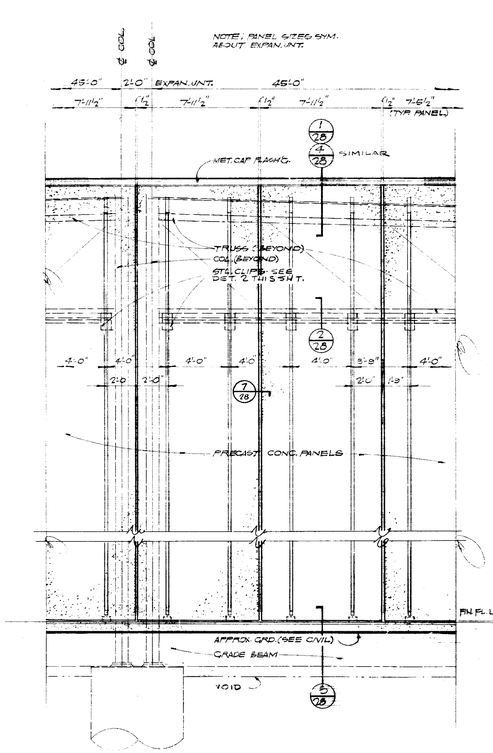

ELEV.-PRECAST CONC. PANELS @ EXPAN. JNT.
SCALE ¼" = 1'-0"

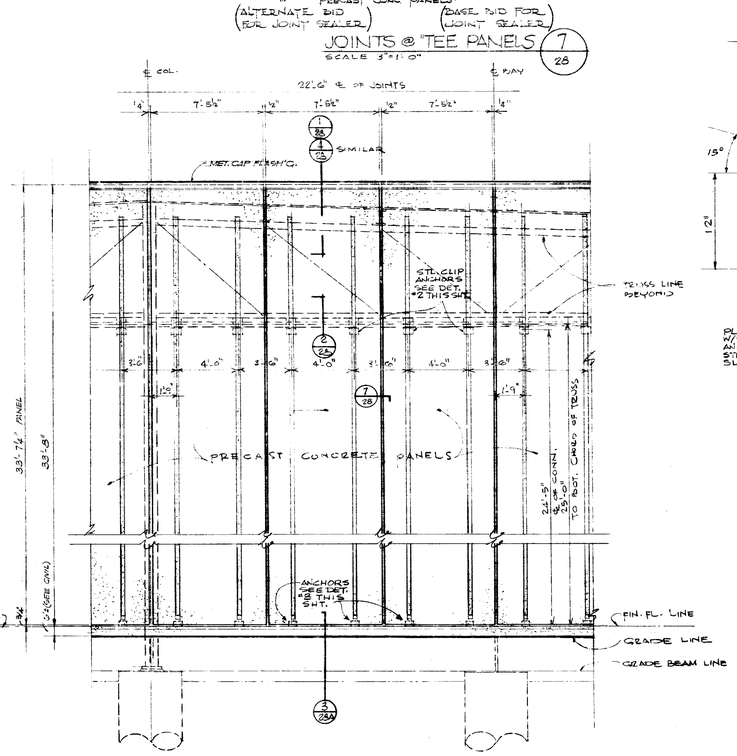

ELEVATION - TYP. PRECAST CONC. PANEL
SCALE: ¼" = 1'-0"

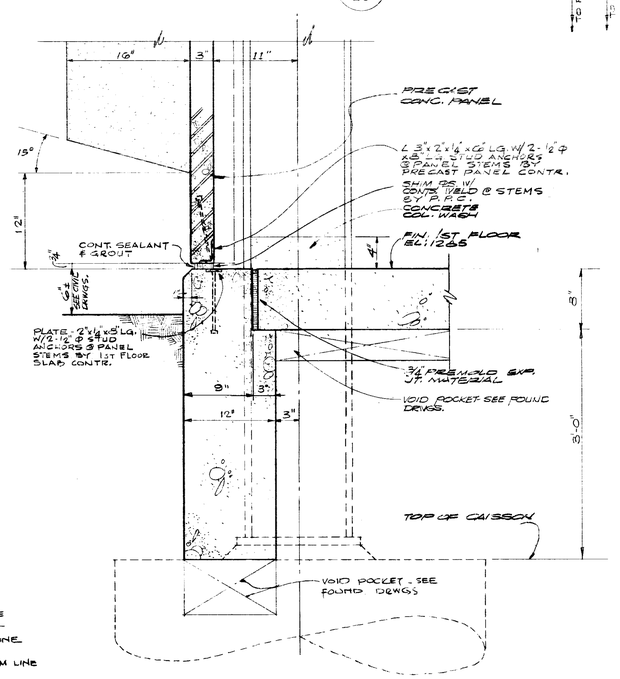

CONNECTION @ CAISSON 3 / 25

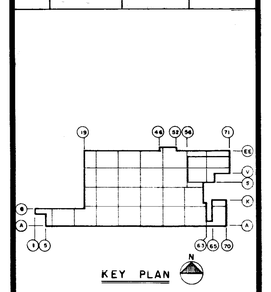

DATE	ISSUED FOR	APPROVAL	APPROVAL
3-8-77	STR. STL. & F.P.		
3-28-77	PRIME MECH	& ELECT REF.	
3-21-77	CAISSON REF.		
4-7-77	METAL ROOF DECK BID		
4-7-77	METAL SIDING BID		
4-7-77	PRECAST PANEL BID		
4-18-77	FIRE PROT. REQ.		
4-26-77	LT. FLR. CONC. BID		
5-19-77	ROOF BID		
6-27-77	PAINTING & FINISHING BID		

NO.	DATE	BY	APPROVAL	APPROVAL
RC#18	8-11-77	T.C.V.		

REVISIONS

CONTRACT SIGNATURES — FOR THE OWNER — FOR THE CONTRACTOR

DRAWING CERTIFIED BY — REGISTERED — STATE — NUMBER — DATE

ARGONAUT DIVISION OF GENERAL MOTORS — ARCHITECTS

PLANT ENGINEERING AND CONSTRUCTION
MANUFACTURING STAFF
GENERAL MOTORS CORPORATION
485 WEST MILWAUKEE AVENUE & DETROIT, MICHIGAN

NEW MANUFACTURING PLANT
FOR
OKLAHOMA INDUSTRIES AUTHORITY
TENANCY BY
G M ASSEMBLY DIVISION
GENERAL MOTORS CORPORATION
OKLAHOMA CITY OKLAHOMA

PROJECT TITLE

PRECAST "TEE" PANEL DETAILS.

SCALE 1½" = 1'-0" UNLESS NOTED

SHEET TITLE

OWNER'S IDENTIFICATION

P. E. & C. PROJECT NUMBER: 4500

DATE

DRAWN BY C. BENSER

JOB CAPT.

SHEET NUMBER: 28

K&E 17 0153 8-73 50579+

PROJECT NO. SHEET NO.

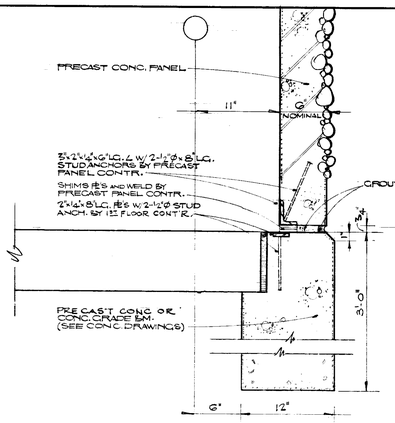

3A / 28A

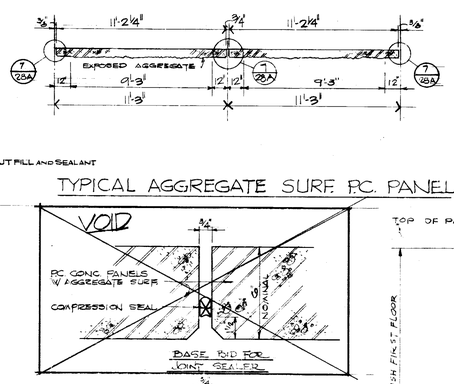

TYPICAL AGGREGATE SURF. P.C. PANEL

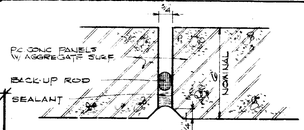

TYPICAL JOINT @ P.C. CONC. PANEL 7 / 28A

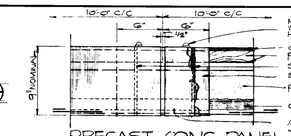

PRECAST CONC. PANEL COPING @ EXP. JOINT

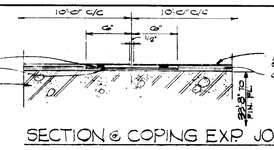

SECTION @ COPING EXP. JOINT

PARAPET DETAIL 4 / 28A

SEE DET. #4A FOR ALTERNATE CURB THIS SHT.

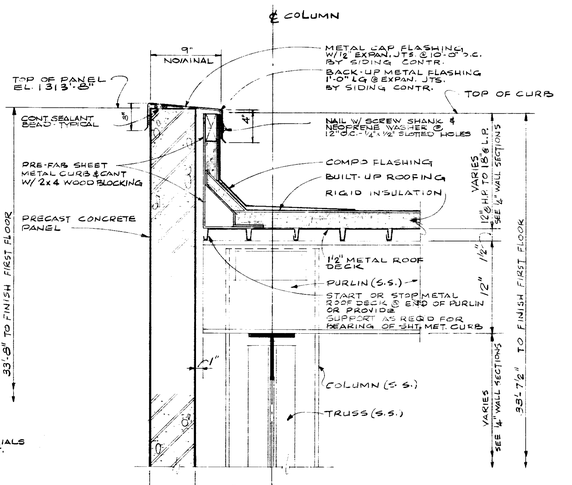

PARAPET DETAIL 1 / 25

SEE DET. #1A FOR ALTERNATE CURB THIS SHT.

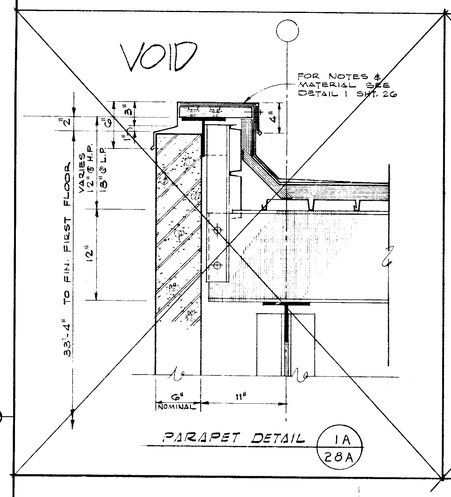

PARAPET DETAIL 1A / 28A

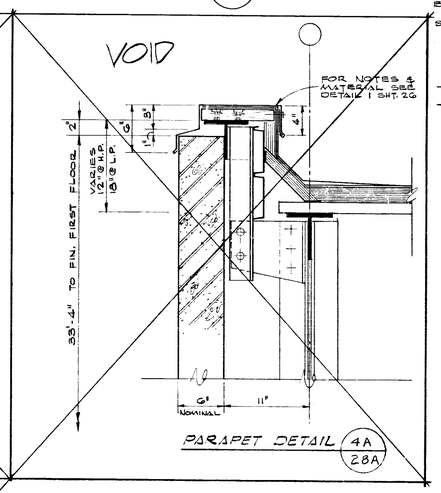

PARAPET DETAIL 4A / 28A

GENERAL PRECAST CONC. NOTE

THE PRECAST CONC. CONTR. SHALL PROVIDE ALL NECESSARY CONNECTIONS, INCLUDING INSERTS, REGLETS, ETC. FROM PRECAST CONC. UNITS TO THE BUILDING STRUCTURE.

THE CONNECTIONS SHALL BE DESIGNED TO RESIST HORIZ. FORCES OF MIN. OF 50 PSF.

THE CONNECTIONS SHALL BE DESIGNED TO ALLOW THE VERT. MOVEMENT OF THE STRUCTURE DUE TO IMPOSED LIVE LOADS ON THE STRUCTURE.

THE PRECAST CONC. CONTR. SHALL SUBMIT, W/ THE SHOP DRAWINGS, COMPLETE COMPUTATIONS FOR THE PRECAST CONC. UNITS AND CONNECTIONS FOR THE ARCHITECT-ENGINEER APPROVAL.

THE PRECAST CONC. UNITS SHALL BE DESIGNED TO RESIST ALL THE HANDLING LOADS, HORIZ. LOADS OR 25 PSF, WHICHEVER RESULTING FROM DIFFERENTIAL TEMPERATURES INSIDE AND OUTSIDE OF THE BUILDING, SURFACE EXPANSION FORCES AND ALL OTHER FORCES THAT MAY DAMAGE OR INFLUENCE THE PERFORMANCE OF THE PRECAST CONC. UNITS.

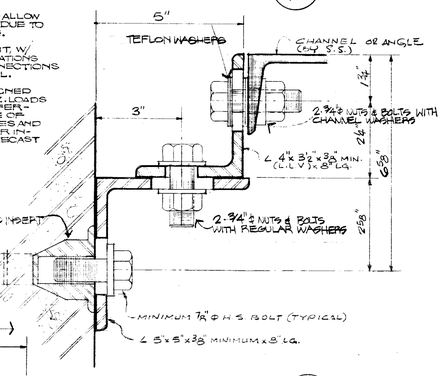

CONNECTION DETAIL 5 / 2, 28A

SCALE: HALF FULL SIZE

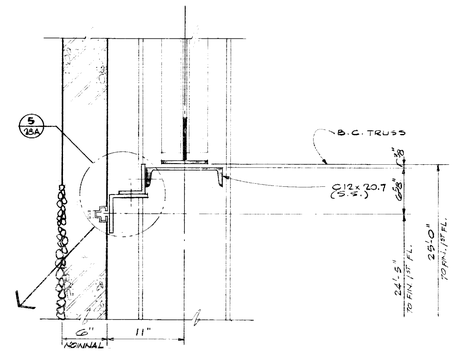

CONNECTION @ TRUSS 2 / 25

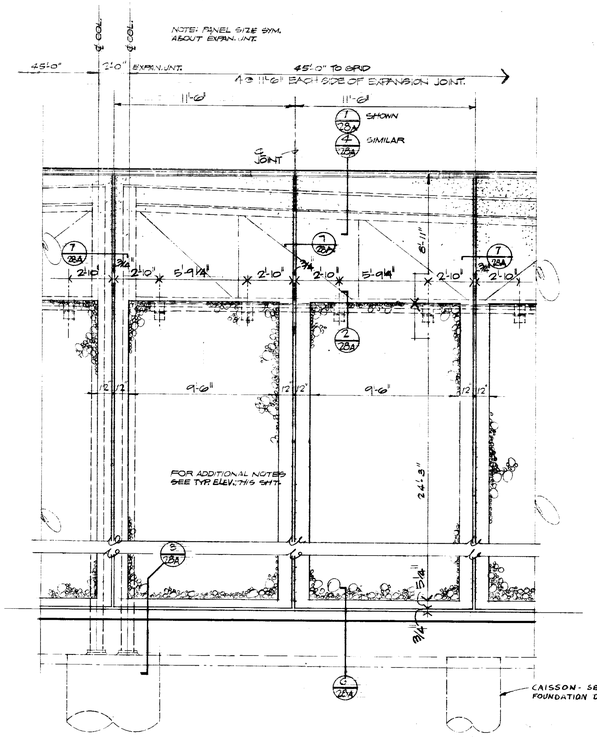

ELEV. - PRECAST CONC. PANEL @ EXPAN. JNT.

SCALE 1/4" = 1'-0"

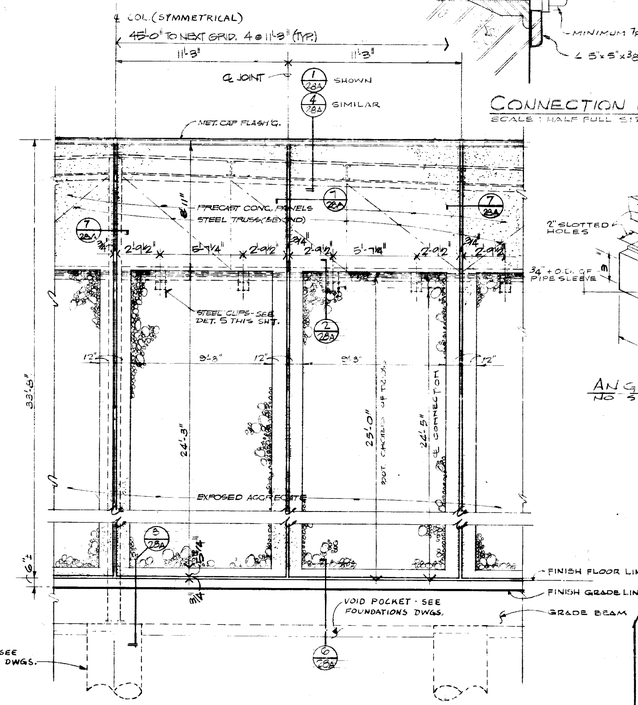

ELEVATION - TYPICAL PRECAST CONC. PANEL

SCALE 1/4" = 1'-0"

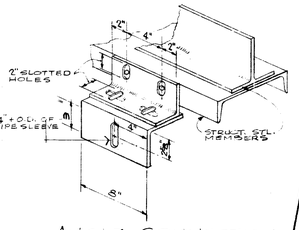

ANGLE CONNECTION

NO SCALE

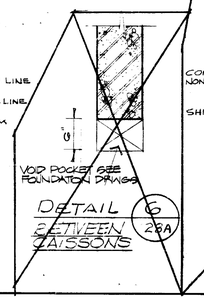

DETAIL 6 / 28A BETWEEN CAISSONS

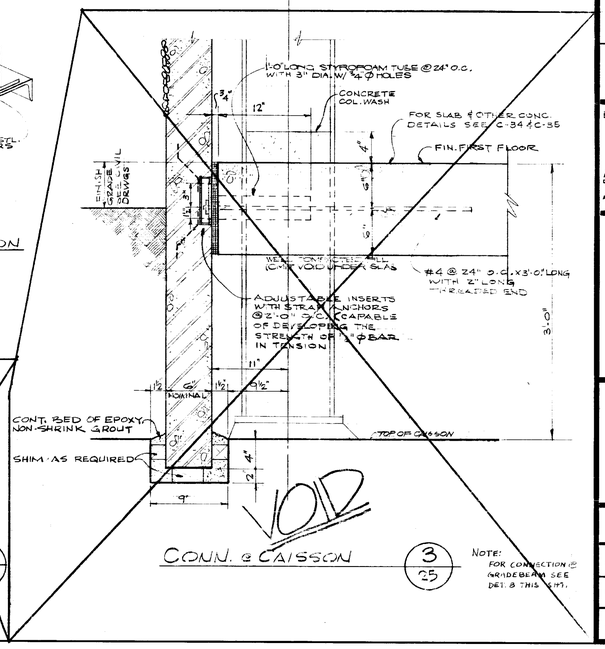

CONN. @ CAISSON 3 / 25

NOTE: FOR CONNECTION @ GRADE BEAM SEE DET. 6 THIS SHT.

DATE	ISSUED FOR	APPROVAL	APPROVAL
3-18-77	4-TR. STL. REF		
3-23-77	PRIME MECH. & ELECT. REF		
3-21-77	CAISSON REF		
4-7-77	METAL ROOF DECK BID		
4-7-77	METAL SIDING BID		
4-7-77	PRECAST PANEL BID		
4-18-77	1-T FOR CONC. BID		
5-19-77	ROOF BID		
5-27-77	PAINTING & FINISHING BID		
5-31-78	ROOF SOLAR BID		

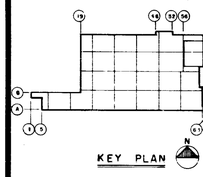

NO.	DATE	BY	APPROVAL	APPROVAL
118	11-7-77	R.M.		
70	8-1-77			
61	7-7-77			
RC-18	8-11-77	T.C.K.		

REVISIONS

CONTRACT SIGNATURES — FOR THE OWNER — FOR THE CONTRACTOR

DRAWING CERTIFIED BY — REGISTERED — STATE — NUMBER — DATE

ARGONA — PLANT ENGINEERING AND CONSTRUCTION — MANUFACTURING STAFF — GENERAL MOTORS CORPORATION — 485 WEST MILWAUKEE AVENUE & DETROIT, MICHIGAN

NEW MANUFACTURING PLANT FOR OKLAHOMA INDUSTRIES AUTHORITY TENANCY BY

G M ASSEMBLY DIVISION

GENERAL MOTORS CORPORATION

OKLAHOMA CITY OKLAHOMA

PROJECT TITLE

PRECAST "FLAT" PANEL DETAILS

SCALE 1/2" = 1'-0" UNLESS NOTED

SHEET TITLE

OWNER'S IDENTIFICATION	4500 — P.E.&C. PROJECT NUMBER
DATE	
DRAWN BY	28 A — SHEET NUMBER
JOB CAPT.	

K&E 17 0153 9-73 50979

PROJECT NO. SHEET NO.

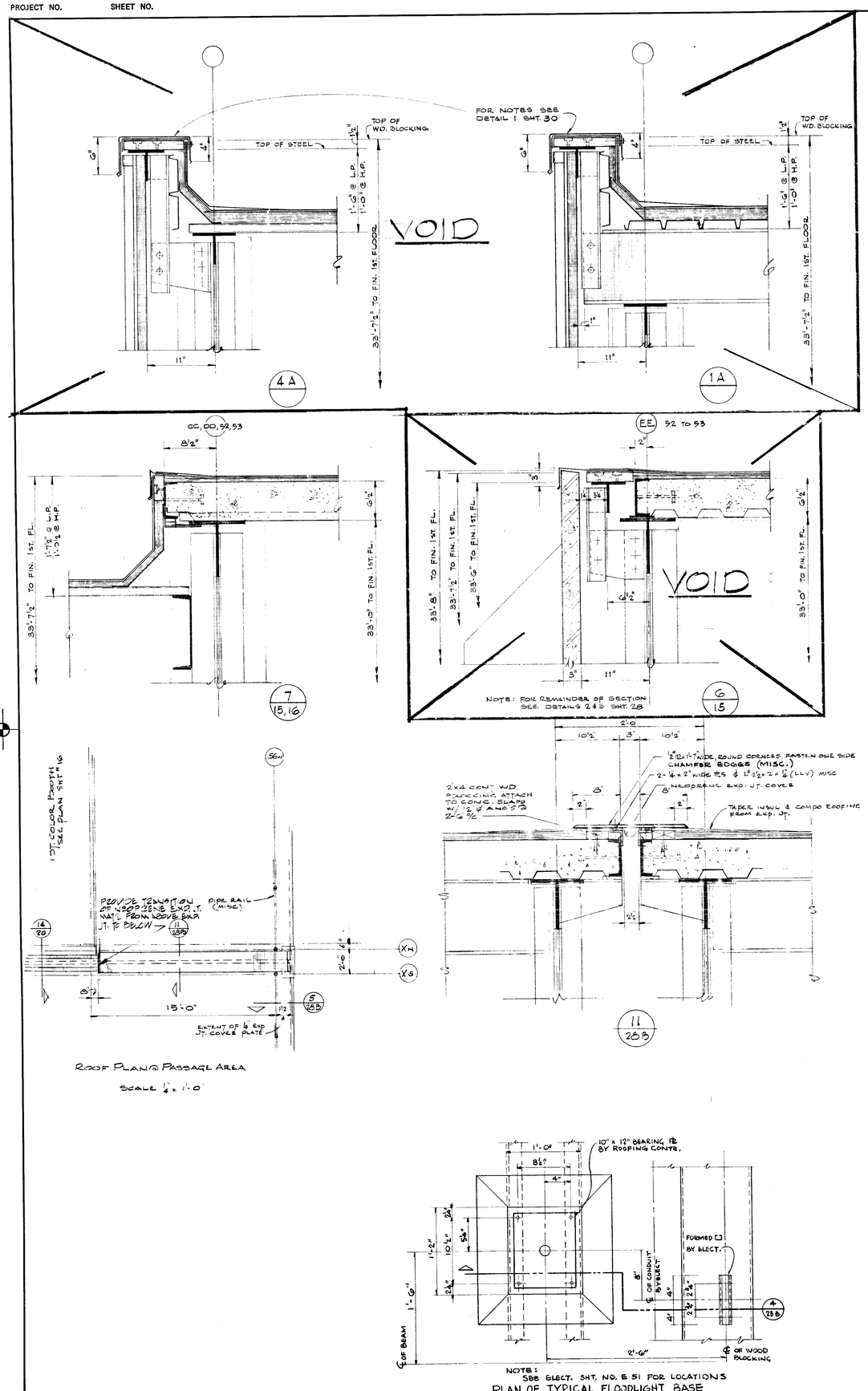

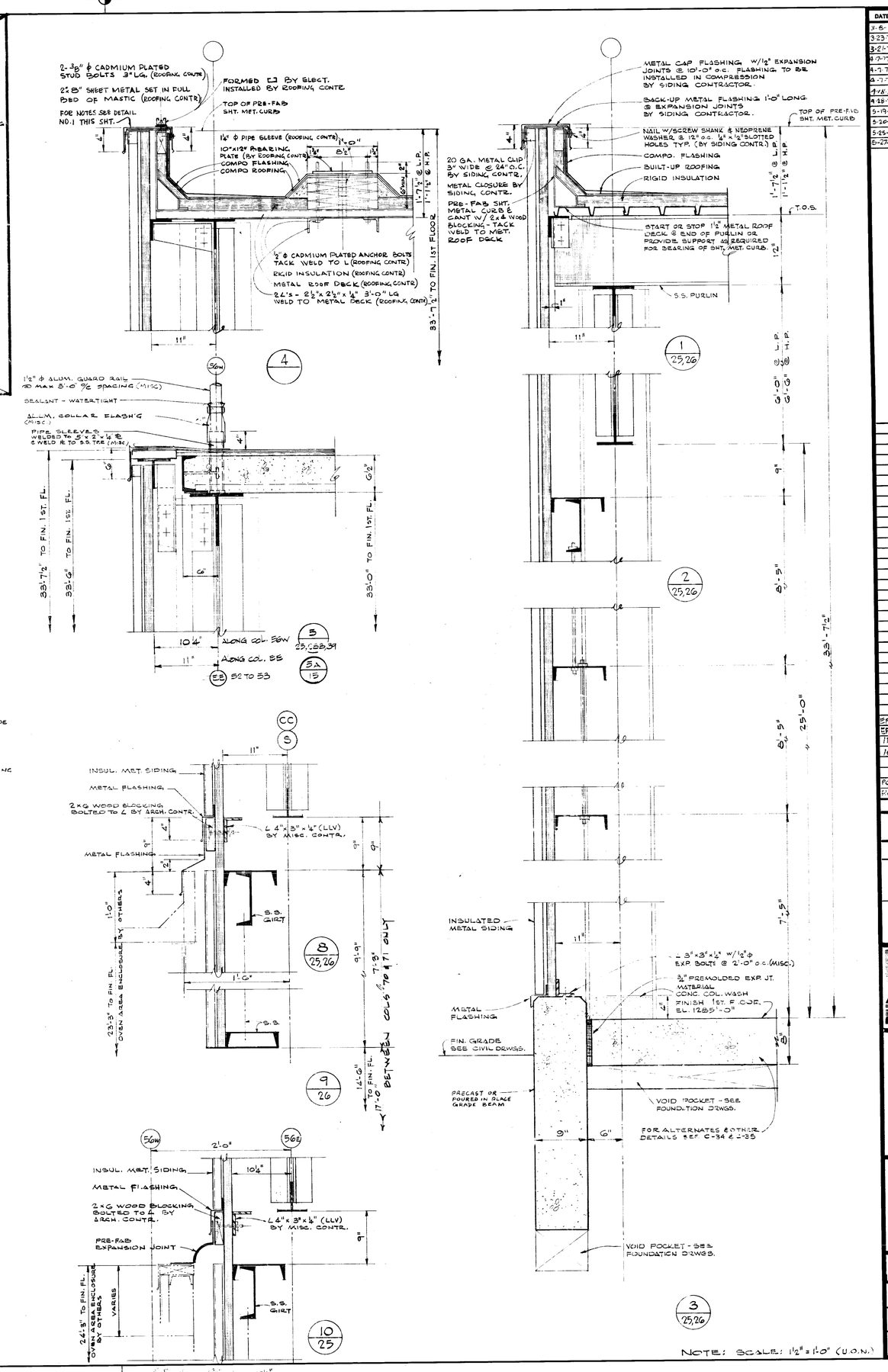

DATE	ISSUED FOR	APPROVAL	APPROVAL
3-6-77	STRUCT. STL. REF.		
3-23-77	PRIME MECH. & ELECT. REF.		
3-24-77	CAISSON REF		
4-7-77	METAL ROOF DECK BID		
4-7-77	METAL SIDING BID		
4-7-77	PRE CAST PANEL BID		
4-18-77	FIRE PROT REF		
4-28-77	1st PLR CONC BID		
5-19-77	ROOF BID		
5-20-77	SUSPENDED SLAB BID		
5-25-77	MISC STEEL BID		
5-27-77	MOVING & FINISHING BID		

NO.	DATE	BY	APPROVAL	APPROVAL
EFO 369	6-1-77	MK		
EFO 207	1-5-76	RM		
116	11-7-77	RM		
103	10-12-77	RM		
61	7-7-77	MK		
52	6-21-77	PE		
PC-31	6-1-77	JB		
PC-112	5-11-77	T.C.V.		

REVISIONS

CONTRACT SIGNATURES

FOR THE OWNER

FOR THE CONTRACTOR

DRAWING CERTIFIED BY

REGISTERED

STATE

NUMBER

DATE

ARGONAUT DIVISION OF GENERAL MOTORS

PLANT ENGINEERING AND CONSTRUCTION

MANUFACTURING STAFF

GENERAL MOTORS CORPORATION

488 WEST MILWAUKEE AVENUE & DETROIT, MICHIGAN

ARCHITECTS & ENGINEERS & REAL ESTATE & CONSTRUCTION MANAGERS

NEW MANUFACTURING PLANT FOR OKLAHOMA INDUSTRIES AUTHORITY TENANCY BY

GM ASSEMBLY DIVISION

GENERAL MOTORS CORPORATION

OKLAHOMA CITY OKLAHOMA

PROJECT TITLE

WALL SECTIONS

SHEET TITLE

OWNER'S IDENTIFICATION

P.E. & C. PROJECT NUMBER: 4500

DATE

DRAWN BY: JE

JOB CAPT.: C. BEISER

SHEET NUMBER: 28B

ARGO 118 REV. 12-69 KAE 17 0153 2-74 1750+

PROJECT NO. SHEET NO.

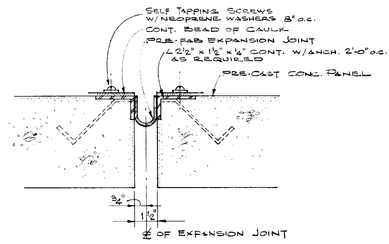

12/29 TYPICAL

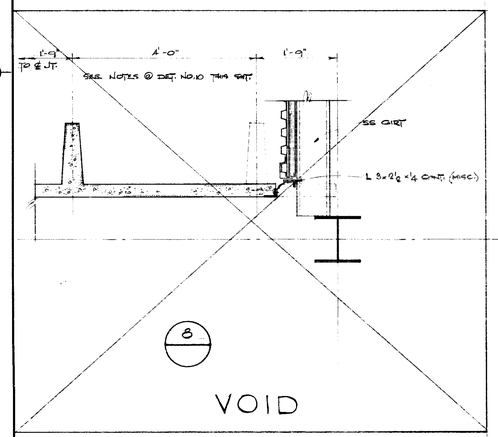

8

VOID

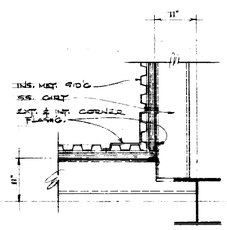

6

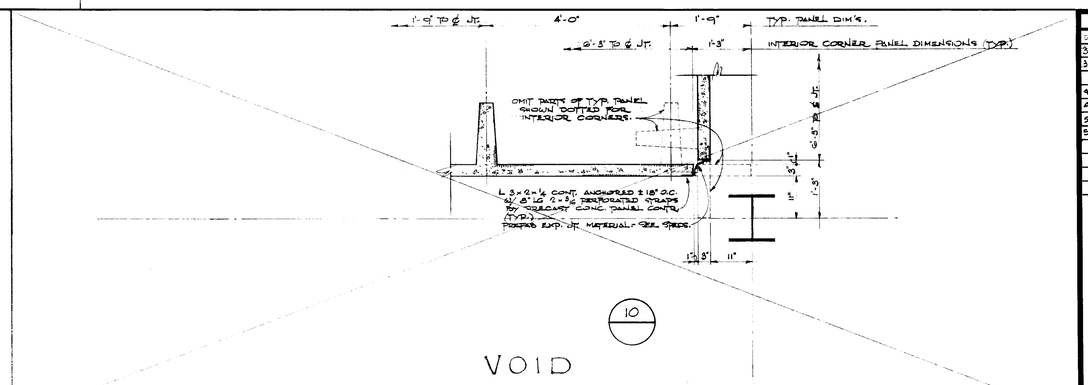

10

VOID

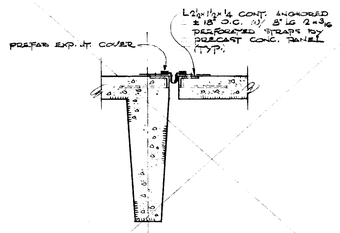

11

1½" = 1'-0"

VOID

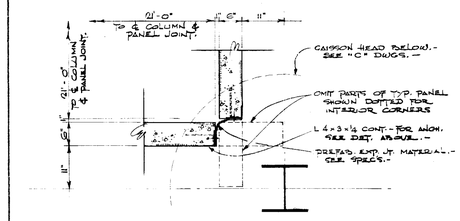

9

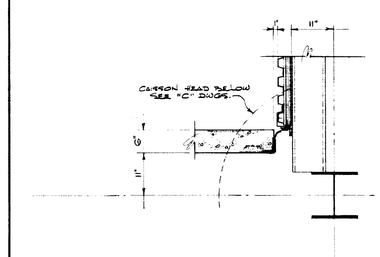

7

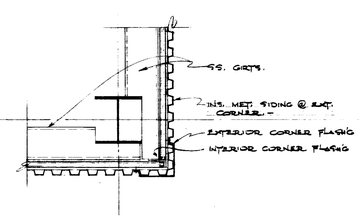

5

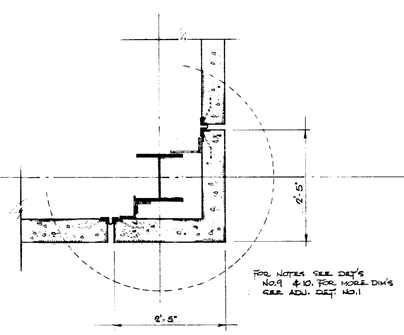

3

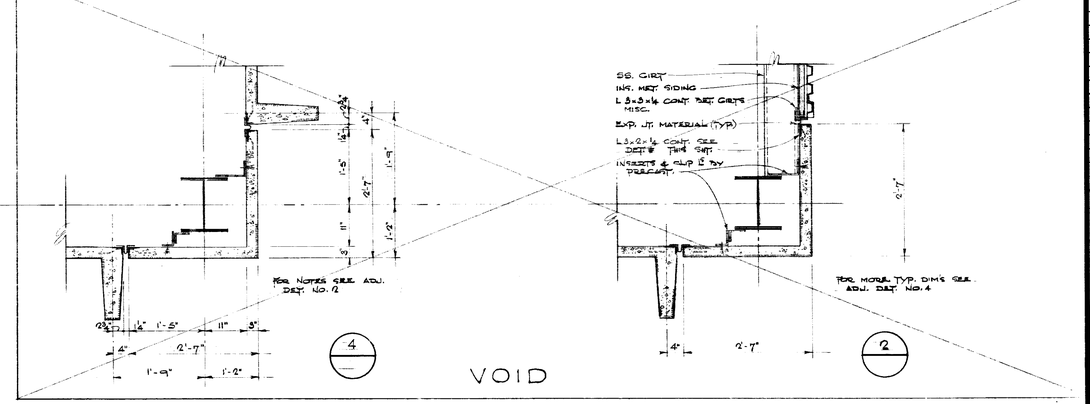

4

2

VOID

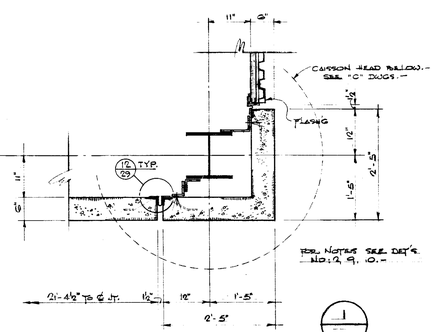

1

NOTE:- TO AVOID UNNECESSARY REPETITIONS, THESE DETAILS ARE NOT SHOWING COMPLETE NOTES & DIMENSIONS. - ALL NOTES & DIMENSIONS MUST BE STUDIED SIMULTANEOUSLY WITH THE INDIVIDUAL DETAIL. -

DATE	ISSUED FOR	APPROVAL	APPROVAL
5-5-77	STR. ST. - REF.		
3-23-77	PRIME MECH. & ELECT. REF.		
3-21-77	CAISSON REF.		
4-7-77	METAL SIDING BID		
4-7-77	PRECAST PANEL BID		
5-25-77	MISC STEEL & ID		
5-27-77	PAINTING & FIN. SHING & BID		

NO.	DATE	BY	APPROVAL	APPROVAL
112 C	11-7-77	RM		
61	7-7-77	MK		

REVISIONS

CONTRACT SIGNATURES

FOR THE OWNER

FOR THE CONTRACTOR

DRAWING CERTIFIED BY

REGISTERED

STATE

NUMBER

DATE

ARGONAUT

PLANT ENGINEERING AND CONSTRUCTION

MANUFACTURING STAFF

GENERAL MOTORS CORPORATION

DIVISION OF GENERAL MOTORS & 485 WEST MILWAUKEE AVENUE & DETROIT, MICHIGAN

ARCHITECTURE & ENGINEERING & REAL ESTATE & CONSTRUCTION MANAGEMENT

NEW MANUFACTURING PLANT FOR OKLAHOMA INDUSTRIES AUTHORITY LEASED BY

GM ASSEMBLY DIVISION

GENERAL MOTORS CORPORATION

OKLAHOMA CITY OKLAHOMA

PROJECT TITLE

MISC. CORNER DETAILS

SHEET TITLE

OWNER'S IDENTIFICATION

4500

P. E. & C. PROJECT NUMBER

DATE

DRAWN BY

JOB CAPT. C. SEISER

29

SHEET NUMBER

ARGO 118 REV. 12-69 K&E 17 0133 2-74 1790+

PROJECT NO. SHEET NO.

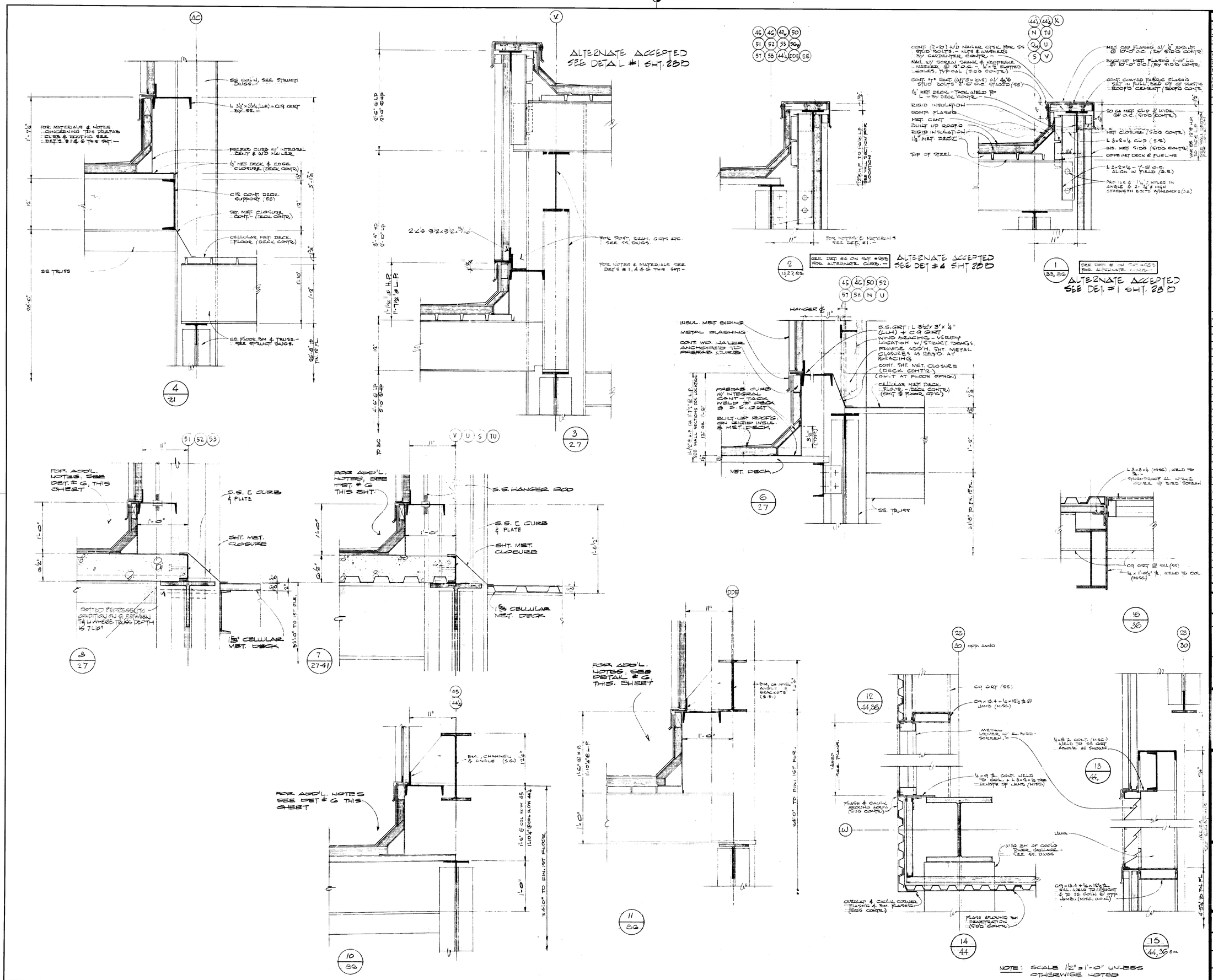

DATE	ISSUED FOR	APPROVAL	APPROVAL
3-8-77	STRUCT. STEEL BID		
3-25-77	PRIME MECH & ELEC. BID		
4-7-77	METAL ROOF DECK BID		
4-7-77	METAL SIDING BID		
5-19-77	ROOF BID		
5-19-77	MISC SHT METAL BID		
5-20-77	CONCRETE SLAB BID		
5-25-77	MISC STEEL BID		
5-27-77	PAINTING & FIREPROOFING BID		

NO.	DATE	BY	APPROVAL	APPROVAL
6-F-0246				
119 C	11-7-77	GM		
120	9-1-77	VA		
61	7-7-77	VA		

REVISIONS

CONTRACT SIGNATURES

FOR THE OWNER

FOR THE CONTRACTOR

DRAWING CERTIFIED BY

REGISTERED

STATE

NUMBER

DATE

PLANT ENGINEERING AND CONSTRUCTION

MANUFACTURING STAFF

GENERAL MOTORS CORPORATION

485 WEST MILWAUKEE AVENUE & DETROIT, MICHIGAN

NEW MANUFACTURING PLANT FOR OKLAHOMA INDUSTRIES AUTHORITY TENANCY BY

GM ASSEMBLY DIVISION

GENERAL MOTORS CORPORATION

OKLAHOMA CITY OKLAHOMA

PROJECT TITLE

METAL SIDING DETAILS

SHEET TITLE

OWNER'S IDENTIFICATION

P. E. & C. PROJECT NUMBER: 4500

DATE

DRAWN BY

JOB CAPT. C. BEISER.

SHEET NUMBER: 30

K&E 17 0153 4-73 1124+

OJECT NO. SHEET NO.

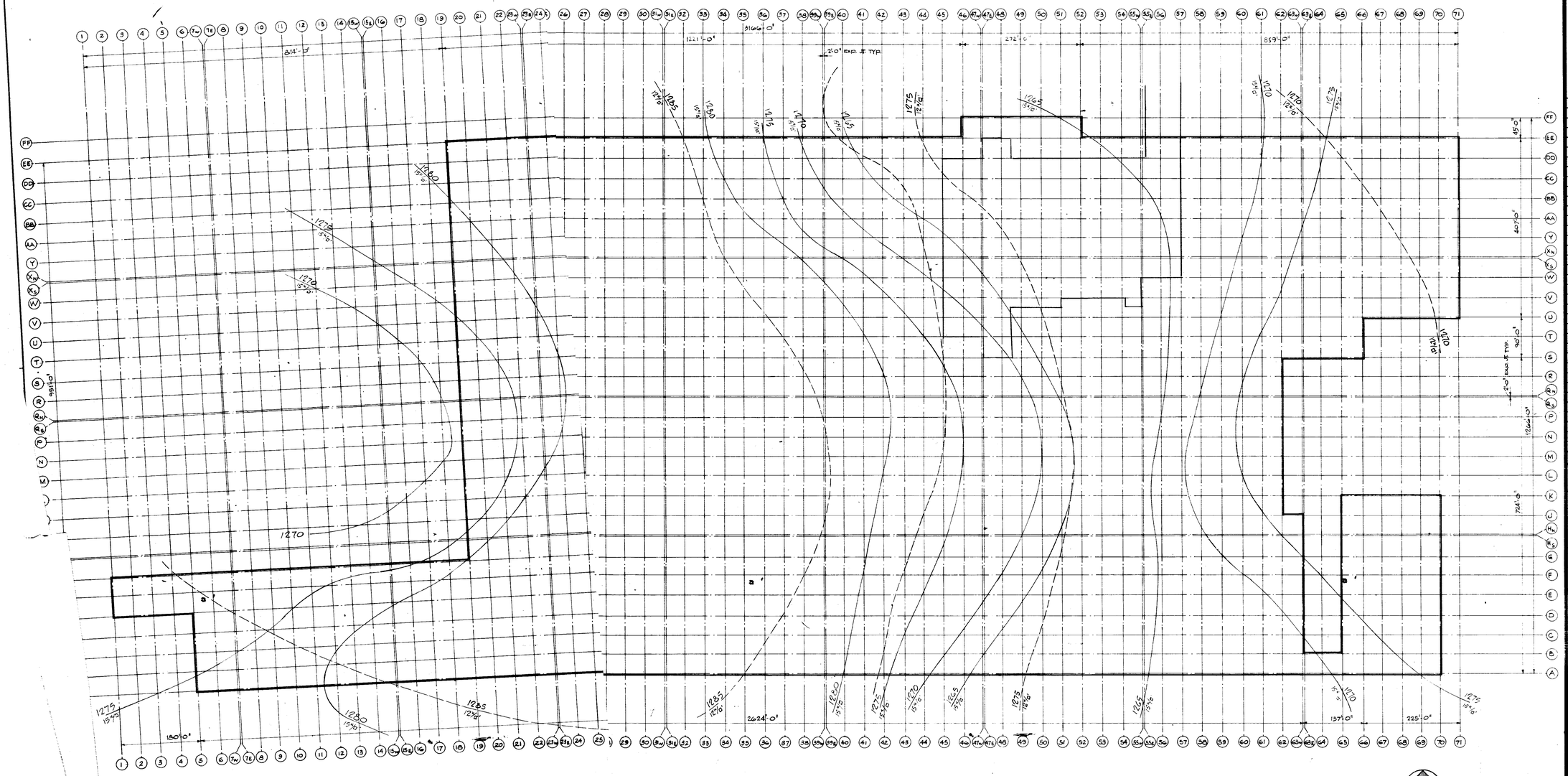

PLAN

APPROX. TOP OF 15#/□' ALLOWABLE BEARING MATERIAL (———)
" " " 12#/□' " " " " " " " (– – –)

SCALE: 1" = 100'

DATE	ISSUED FOR	APPROVAL

NO.	DATE	BY	APPROVAL	APPROVAL

REVISIONS

CONTRACT SIGNATURES

FOR THE OWNER

FOR THE CONTRACTOR

DRAWING CERTIFIED BY

REGISTERED

STATE

NUMBER

DATE

PLANT ENGINEERING AND CONSTRUCTION
MANUFACTURING STAFF
GENERAL MOTORS CORPORATION
485 WEST MILWAUKEE AVENUE, DETROIT, MICHIGAN

NEW MANUFACTURING PLANT

FOR

G M ASSEMBLY DIVISION

GENERAL MOTORS CORPORATION

OKLAHOMA CITY OKLAHOMA

PROJECT TITLE

SHEET TITLE

OWNER'S IDENTIFICATION	PROJECT NUMBER
DATE	
DRAWN BY	
JOB CAPT.	SHEET NUMBER

PROJECT NO. SHEET NO.

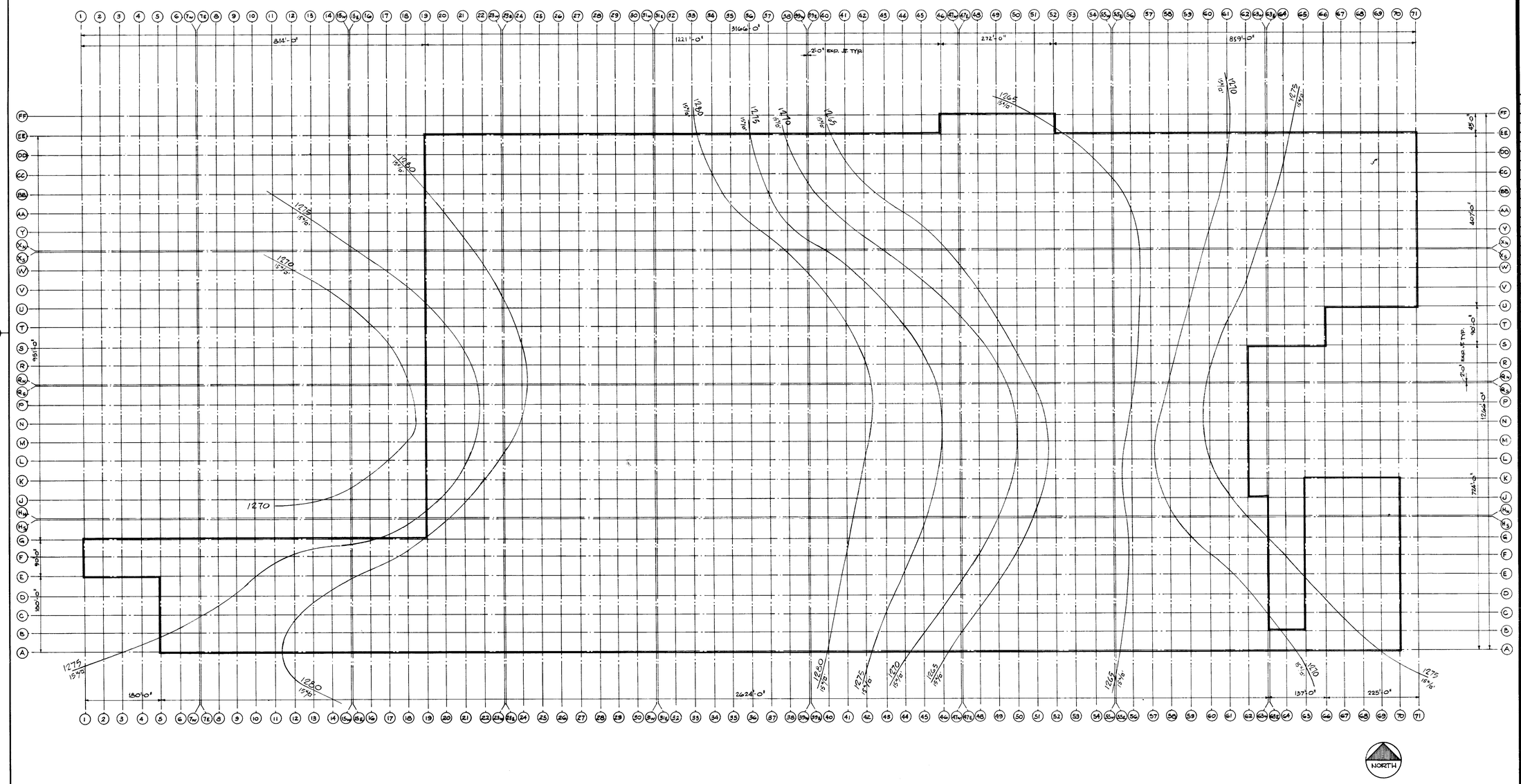

PLAN

APPROX. TOP OF 15'0" ALLOWABLE BEARING MATERIAL

SCALE: 1" = 100'

DATE	ISSUED FOR	APPROVAL	APPROVAL

NO.	DATE	BY	APPROVAL	APPROVAL

REVISIONS

CONTRACT SIGNATURES

FOR THE OWNER

FOR THE CONTRACTOR

DRAWING CERTIFIED BY

REGISTERED

STATE

NUMBER

DATE

PLANT ENGINEERING AND CONSTRUCTION

MANUFACTURING STAFF

GENERAL MOTORS CORPORATION

451 WEST MILWAUKEE AVENUE, DETROIT, MICHIGAN

NEW MANUFACTURING PLANT

FOR

G M ASSEMBLY DIVISION

GENERAL MOTORS CORPORATION

OKLAHOMA CITY OKLAHOMA

PROJECT TITLE

SHEET TITLE

OWNER'S IDENTIFICATION

PROJECT NUMBER

DATE

DRAWN BY

JOB CAPT.

SHEET NUMBER

K&E 17 0139 9-73 56979

PROJECT NO. SHEET NO.

EXTERIOR PERIMETER BLDG WALL SYSTEM WITH PRECAST CONCRETE TEE

SEPARATE PRICE	A	B	C	D	E	F	G	H	J	K	L	M	SCD
DESCRIPTION OF TRADE	PRECAST CONC. TEE SECT.	STRUCT. STEEL	CAST IN PLACE GRADE BEAM	PRECAST CONC. GRADE BEAM	PREFAB METAL CURB	PREFAB CURB (CAP FLASHING)	BUILT-UP CURB (STRUCT. STEEL)	BUILT-UP CURB (METAL DECK)	BUILT-UP CURB (WOOD BLOCK)	BUILT-UP CURB (CAP FLASHING)	METAL CANT (SHEET METAL)		1ST FLOOR SLAB
ENGINEERING REMARKS	SEE ARCH DETAILS & ELEVATIONS ON SHEET Nº 28	SEE S.S. DWG. #S-24 INCLUDES GIRT G1 ONLY & ARCH ELEV., DET. #2 ON SHT. 28	SEE FDN. DWGS # C-34 & C-35 SEE ARCH DET #3 ON SHT. #28	SEE FDN. DWGS # C-34 & C-35 SEE ARCH DET #3A ON SHT. #28	SEE ARCH DWGS. DETS #1&4 ON SHT #28 - REFER TO SPECS	SEE ARCH DETS 1&4 ON SHT. 28	SEE S.S DWG #S 24 INCLUDES GIRT G 3 ONLY SEE DETS 1A & 4A ON SHT 28	HORIZ. METAL DECK & PARAPET SEE ARCH DETS. 1A & 4A ON SHT. 28	HORIZ. WOOD BLOCK & PARAPET SEE ARCH DETS. 1A & 4A ON SHT. 28	SEE ARCH DETS 1A & 4A ON SHT. #28	SEE ARCH DETS. 1A & 4A ON SHT. 28		SEE SHEET NO. C 34 & C 35 EXTERIOR SYSTEM 1 & 1-A
PRICE: PER POUND	NOT APPLICABLE		N.A.	N.A.	N.A.	N.A.		N.A.	N.A.	N.A.	N.A.		
PRICE: PER LIN. FT.		N.A.					N.A.						
PRICE: PER BAY													
PRICE: LUMP SUM													
CONTRACTOR REMARKS													

EXTERIOR PERIMETER BLDG WALL SYSTEM WITH FLAT PRECAST CONCRETE PANELS (22'-6" WIDE)

SEPARATE PRICE	Q	B	S	E	F	G	H	J	K	L	M	SQ
DESCRIPTION OF TRADE	FLAT PRECAST CONC. PANELS (22'-6" WIDE)	STRUCT. STEEL	FOUNDATIONS	PREFAB METAL CURB	PREFAB CURB (CAP FLASHING)	BUILT-UP CURB (STRUCT. STEEL)	BUILT UP CURB (METAL DECK)	BUILT-UP CURB (WOOD BLOCK)	BUILT-UP CURB (CAP FLASHING)	METAL CANT (SHEET METAL)		1ST FLOOR SLAB
ENGINEERING REMARKS	SEE ARCH. DET. & ELEV. ON SHT #28A	SEE S.S. DWG. #S 24 INCLUDES GIRT G1 ONLY - ARCH. ELEV. & DET. #2 ON SHT. 28A	SEE FDN. DWGS# C-34 & C-35 CAISSONS SPACED @ 22'-6"	SEE ARCH. DET. 1&4 ON SHT. 28A	SEE ARCH. DET 1&4 ON SHT. 28A	SEE S.S. DWG #S 24 INCLUDES GIRT G3 ONLY SEE DET. 1A & 4A ON SHT. 28A	HORIZ. METAL DECK & PARAPET SEE ARCH. DETS. 1A & 4A ON SHT. 28A	HORIZ. WOOD BLOCK & PARAPET SEE ARCH. DETS. 1A & 4A ON SHT. 28A	SEE ARCH. DETS. 1A & 4A ON SHT. 28A	SEE ARCH DET'S 1A & 4A ON SHT. 28A		SEE SHEET NO. C 34 & C 35 EXTERIOR SYSTEM 2, 10, 11-A
PRICE: PER POUND	N.A.		N.A.	N.A.	N.A.		N.A.	N.A.	N.A.	N.A.		
PRICE: PER LIN. FT.		N.A.				N.A.						
PRICE: PER BAY												
PRICE: LUMP SUM												
CONTRACTOR REMARKS												

EXTERIOR PERIMETER BLDG WALL SYSTEM WITH FLAT PRECAST CONCRETE PANELS (11'-3" WIDE)

SEPARATE PRICE	W	B		Z	AA	E	F	G	H	J	K	L	M	SCD
DESCRIPTION OF TRADE	FLAT PRECAST CONC. PANELS (11'-3" WIDE)	STRUCT STEEL		CAST IN PLACE GRADE BEAM	PRECAST CONC. GRADE BEAM	PREFAB METAL CURB	PREFAB CURB (CAP FLASHING)	BUILT-UP CURB (STRUCT STEEL)	BUILT-UP CURB (METAL DECK)	BUILT-UP CURB (WOOD BLOCK)	BUILT-UP CURB (CAP FLASHING)	METAL CANT (SHEET METAL)		1ST FLOOR SLAB
ENGINEERING REMARKS	SEE ARCH DET. & ELEV. ON SHT #28A	SEE S.S. DWG #S 24 INCLUDES GIRT G. ONLY - ARCH. ELEV & DET. 2 ON SHT. 28A		SEE ARCH. ELEVS. & DET. 3A ON SHT. 28A SEE FDN. DWGS.# C-34 & C-35	SEE ARCH. ELEVS. & DET. 3A ON SHT. 28A SEE FDN DWGS# C-34 & C-35	SEE ARCH. DET. 1&4 ON SHT. 28A	SEE ARCH. DET. 1&4 ON SHT. 28A	SEE S.S. DWG #S 24 INCLUDES GIRT G3 ONLY SEE ARCH. DETS. 1A&4A ON SHT. 28A	HORIZ. METAL DECK & PARAPET SEE ARCH DETS. 1A & 4A ON SHT. 28A	HORIZ. WOOD BLOCK & PARAPET SEE ARCH DETS. 1A & 4A ON SHT. 28A	SEE ARCH. DETS. 1A & 4A ON SHT. 28A	SEE ARCH DETS. 1A & 4A ON SHT. 28A.		SEE SHEET NO. C 34 & C 35 EXTERIOR SYSTEM 1, 1-A, 10, 11-A
PRICE: PER POUND	N.A.			N.A.	N.A.		N.A.	N.A.	N.A.	N.A.	N.A.	N.A.		
PRICE: PER LIN. FT.		N.A.				N.A.								
PRICE: PER BAY														
PRICE: LUMP SUM														
CONTRACTOR REMARKS														

EXTERIOR PERIMETER BLDG SYSTEM WITH METAL SIDING

SEPARATE PRICE	CC		EE	FF	GG	HH	JJ	E	F	R	H	J	K	L	SCC
DESCRIPTION OF TRADE	INSULATED METAL SIDING (FIELD FABRICATED)		STRUCT STEEL W/ BUILT-UP CURB	STRUCT STEEL (W/ PREFAB CURB)	CAST IN PLACE GRADE BEAM	PRECAST CONC. GRADE BEAM	CURB ANGLE	PREFAB METAL CURB	PREFAB CURB (CAP FLASHING)	FOUNDATIONS	BUILT-UP CURB (METAL DECK)	BUILT-UP CURB (WOOD BLOCK)	BUILT-UP CURB (CAP FLASHING)	METAL CANT (SHEET METAL)	1ST. FLOOR SLAB
ENGINEERING REMARKS	SEE ARCH. DETS. ON SHT. # 28B		SEE STRUCT STEEL DWG. # S 24 SEE ARCH. DETS. 1A, 2 & 3 ON SHT 28B (TOTAL S.S. SYSTEM)	SEE STRUCT STEEL DWG S 24 & ARCH. DETS. 1, 2, 3 & 4 ON SHT. 28B (TOTAL S.S. SYSTEM)	SEE FND. DWGS.# C-34 & C-35 ARCH DWGS DET. 3 ON SHT. 28B	SEE FND. DWGS.# C-34 & C-35 ARCH. DWGS. DET. 3 ON SHT. 28B	SEE ARCH. DET. 3 ON SHT. 28B	SEE S.S. DWG. S 24 GIRT G 31 & ARCH. DETS. 1&4 ON SHT. 28B	SEE S.S. DWG. S 24 GIRT G 31 & ARCH. DETS. 1&4 ON SHT. 28B	CAISSONS SPACED @ 22'-6" SEE FND. DWGS.# C-34 C-35 & ARCH DET 3 ON SHT. #28B	HORIZ. METAL DECK & PARAPET SEE ARCH. DETS. 1A & 4A ON SHT. 28B	HORIZ WOOD BLOCK & PARAPET SEE ARCH DETS. 1A & 4A ON SHT. 28B	SEE ARCH. DETS. 1A & 4A ON SHT. 28B	SEE ARCH. DETS. 1A & 4A ON SHT. 28B	SEE SHEET NO. C 34 & C 35 EXTERIOR SYSTEM 3 & 11
PRICE: PER POUND	N.A.				N.A.	N.A.		N.A.	N.A.	N.A.	N.A.	N.A.	N.A.	N.A.	
PRICE: PER LIN. FT.			N.A.	N.A.			N.A.								
PRICE: PER BAY															
PRICE: LUMP SUM															
CONTRACTOR REMARKS															

ARGO 118 REV. 12-69 K&E 17 0132 2-74 1790+

DATE	ISSUED FOR	APPROVAL	APPROVAL
3-8-77	STRUCT. BID		
4-7-77	METAL ROOF & WALL BID		
4-7-77	METAL SIDING		
4-7-77	PRECAST PANEL BID		
4-28-77	CONC. PLENUM BID		
4-28-77	1ST FLR CONC BID		
5-25-77	MISC STEEL BID		

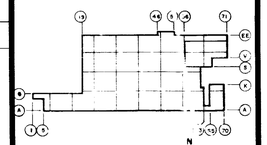

NO.	DATE	BY	APPROVAL	APPROVAL
PC 3	4-18-77	CDP		

REVISIONS

CONTRACT SIGNATURES: FOR THE OWNER / FOR THE CONTRACTOR

DRAWING CERTIFIED BY: REGISTERED — STATE / NUMBER / DATE

ARGONAUT — PLANT ENGINEERING AND CONSTRUCTION MANUFACTURING STAFF — GENERAL MOTORS CORPORATION, 485 WEST MILWAUKEE AVENUE, DETROIT, MICHIGAN — ENGINEERING & REAL ESTATE & CONSTRUCTION MANAGER

NEW MANUFACTURING PLANT FOR OKLAHOMA INDUSTRIES AUTHORITY TENANCY BY GM ASSEMBLY DIVISION — GENERAL MOTORS CORPORATION — OKLAHOMA CITY OKLAHOMA

PROJECT TITLE

SEPARATE PRICE SCHEDULE

SHEET TITLE

OWNER'S IDENTIFICATION

4500 — P.E. & C. PROJECT NUMBER

DATE

DRAWN BY TWW

JOB CAPT. C.D. BRINKER

SP-1 — SHEET NUMBER

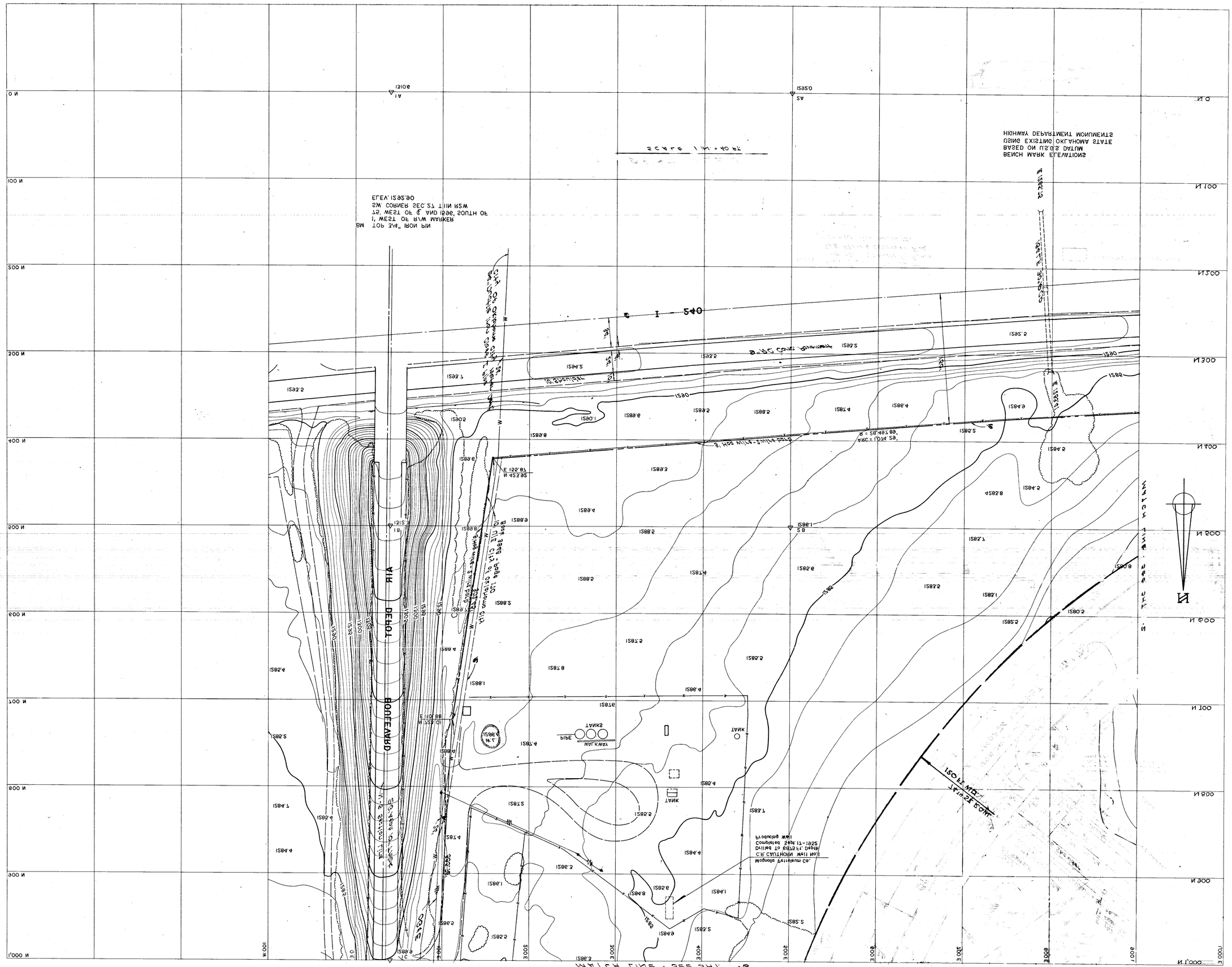

PROJECT NO.	SHEET NO. -1

NEW MANUFACTURING PLANT
FOR
OKLAHOMA INDUSTRIES AUTHORITY
TENANCY BY
GM ASSEMBLY DIVISION
GENERAL MOTORS CORPORATION
OKLAHOMA CITY OKLAHOMA

PROJECT TITLE

SHEET TITLE

OWNER'S IDENTIFICATION	P.E.&C. PROJECT NUMBER
	A200
DATE	SHEET NUMBER
DRAWN BY	-1
CHK'D BY	

PLANT ENGINEERING
AND CONSTRUCTION
STATE
MANUFACTURING

PARSONS
PARSONS BRINCKERHOFF QUADE & DOUGLAS, INC.
NEW YORK NEW YORK
ENGINEERS & ARCHITECTS
A JOINT VENTURE

CONTRACT SIGNATURES	DRAWING CERTIFIED BY
FOR THE OWNER	REGISTERED STATE NUMBER DATE
FOR THE CONTRACTOR	

REVISIONS

NO.	DATE	BY	APPROVAL	APPROVAL

DATE	ISSUED FOR	APPROVAL	APPROVAL

KEY MAP FOR SHEET NUMBERS

	W1+00	E0+00	E1+00	E2+00	E3+00	E4+00
N1+00	1	2	3	4	5	6
N0+00	7	8	9	10	11	12
N0+00	13	14	15	16	17	18
N0+10	19	20	21	22	23	24

PROJECT NO. SHEET NO.

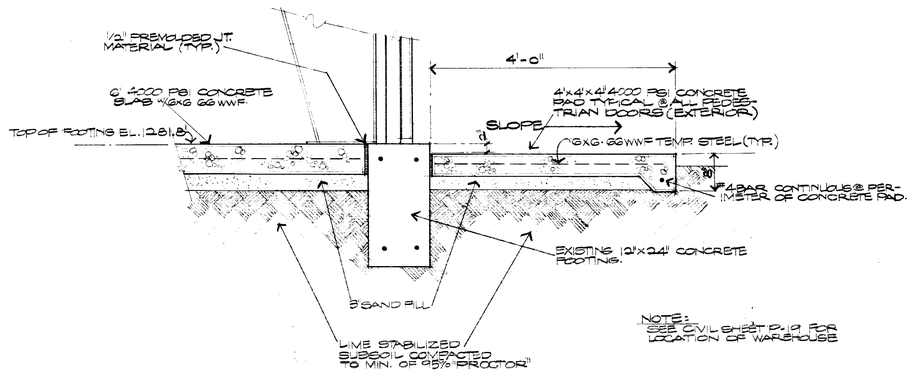

6 / D.19 DETAIL FOR CONCRETE SLAB ADDITION @ WAREHOUSE PURCHASED FROM "Fieldback & Moore"
SCALE: 1" = 1'-0"

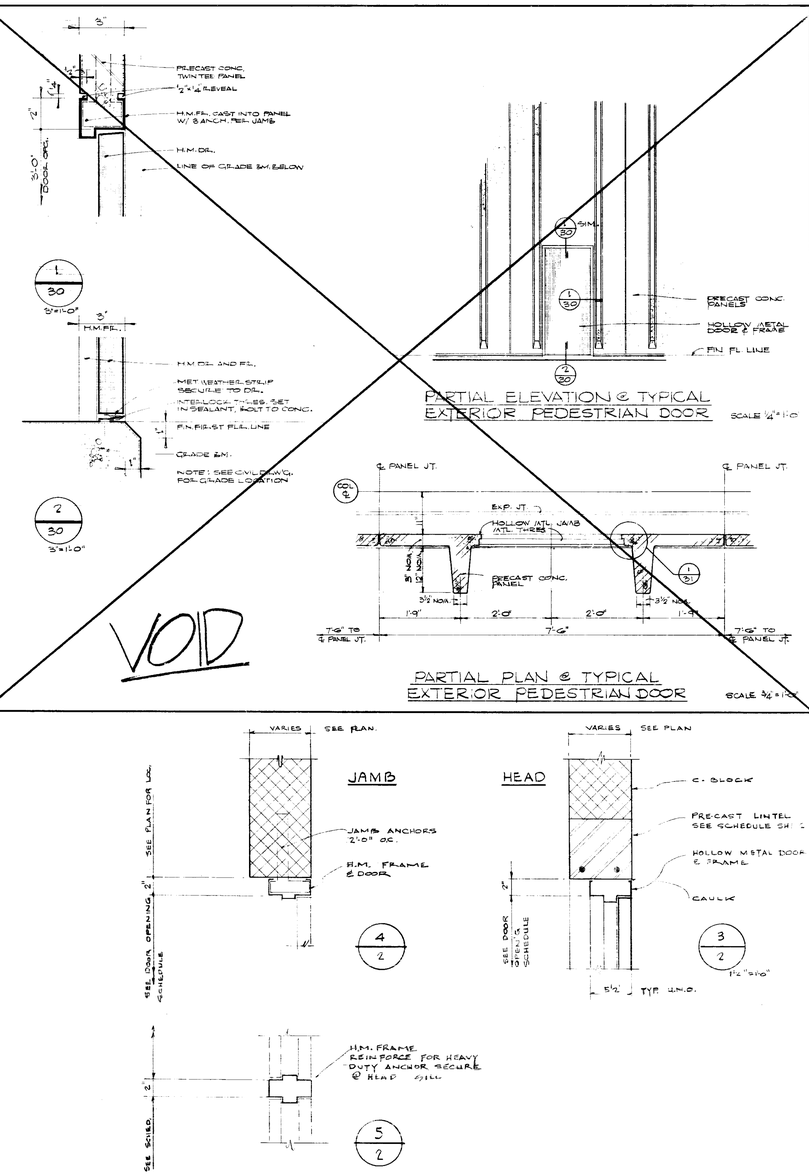

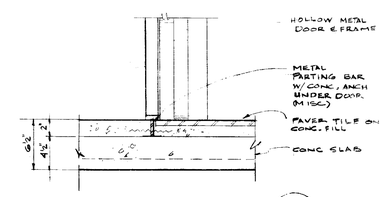

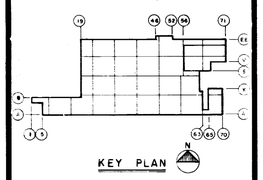

DATE	ISSUED FOR	APPROVAL	APPROVAL
3-8-77	STR. STL. REF		
3-23-77	PRIME MECH. & ELECT. REF		
4-7-77	PRECAST PAN EL. BID		
5-25-77	MISC STEEL BID		
5-26-77	ARCH BID		
5-27-77	PRIME MECH. & ELECTRICAL BID		

NO.	DATE	BY	APPROVAL	APPROVAL
SPO 8004	4-23-79	SB		
1192	11-1-77	RM		
61	7-7-77	MK		

REVISIONS

CONTRACT SIGNATURES — FOR THE OWNER — FOR THE CONTRACTOR

DRAWING CERTIFIED BY — REGISTERED — STATE — NUMBER — DATE

ARGONAUT DIVISION OF GENERAL MOTORS

PLANT ENGINEERING AND CONSTRUCTION
MANUFACTURING STAFF
GENERAL MOTORS CORPORATION
485 WEST MILWAUKEE AVENUE • DETROIT, MICHIGAN

NEW MANUFACTURING PLANT
FOR
OKLAHOMA INDUSTRIES AUTHORITY
TENANCY BY
G M ASSEMBLY DIVISION
GENERAL MOTORS CORPORATION
OKLAHOMA CITY OKLAHOMA

PROJECT TITLE

DOOR DETAILS

SHEET TITLE

OWNER'S IDENTIFICATION — 4500 P. E. & C. PROJECT NUMBER

DATE

DRAWN BY

JOB CAPT. C. ABELSON

31 SHEET NUMBER

K&E 17 0153 9-73 5679-

PROJECT NO. SHEET NO.

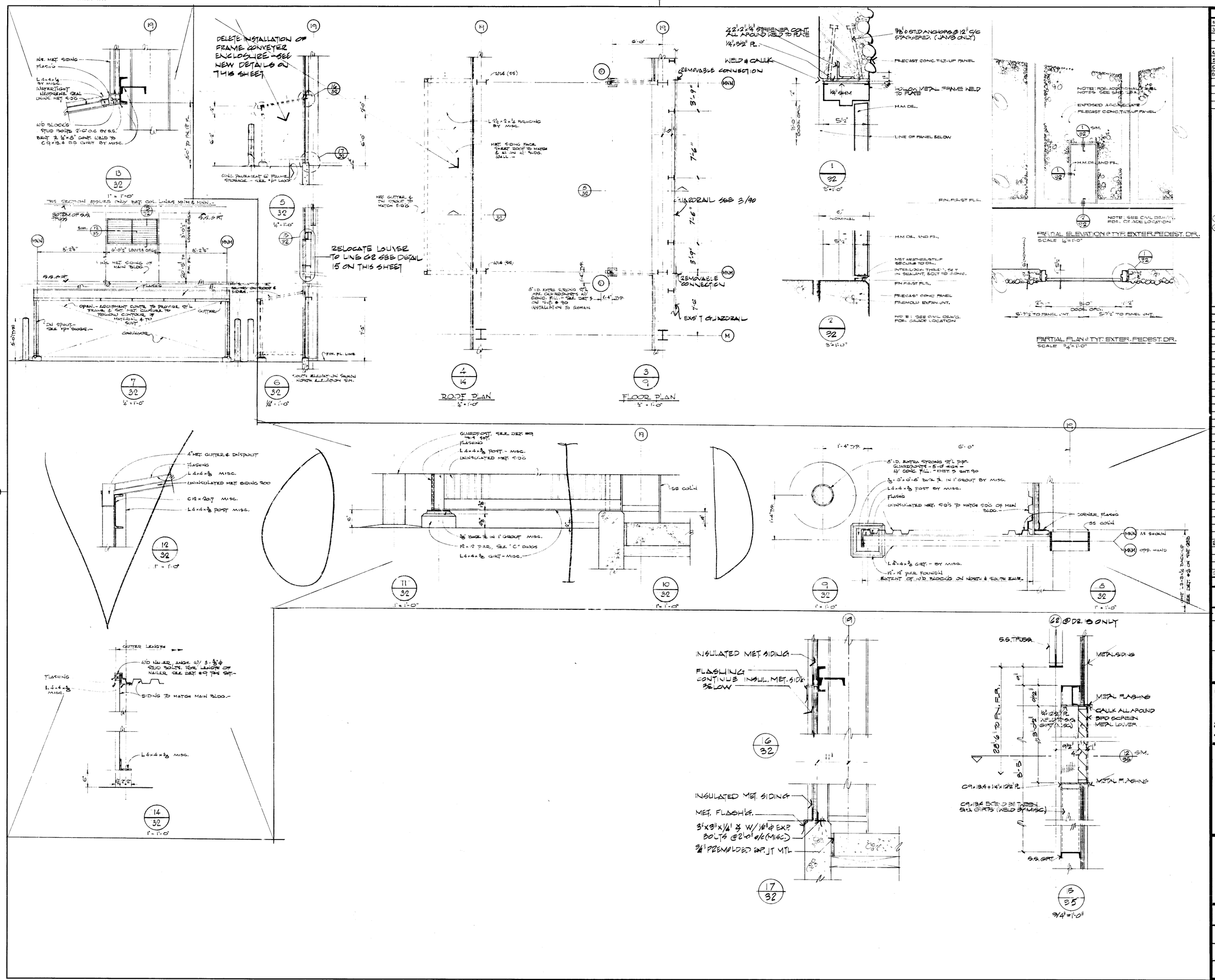

DATE	ISSUED FOR	APPROVAL	APPROVAL
3-8-77	STR. STL. REF		
3-23-77	PRIME MECH. & ELECT. REF.		
4-7-77	PRECAST PANEL BID		
5-25-77	MISC STEEL BID		
5-26-77	ARCH BID		
6-27-77	PAINTING & FINISHING BID		

NO.	DATE	BY	APPROVAL	APPROVAL
EO 262	2-28-78	RM		
11	11-7-77	RM		
33	9-1-77	FB		
21	7-7-77	MK		
EO 262	6-9-77	RL		

REVISIONS

CONTRACT SIGNATURES

FOR THE OWNER

FOR THE CONTRACTOR

DRAWING CERTIFIED BY

REGISTERED

STATE

NUMBER

DATE

ARGONA ARCHITECTURE & ENGINEERING

PLANT ENGINEERING AND CONSTRUCTION
MANUFACTURING STAFF
GENERAL MOTORS CORPORATION
455 WEST MILWAUKEE AVENUE, DETROIT, MICHIGAN

NEW MANUFACTURING PLANT
FOR
OKLAHOMA INDUSTRIES AUTHORITY
TENANCY BY
G M ASSEMBLY DIVISION
GENERAL MOTORS CORPORATION
OKLAHOMA CITY OKLAHOMA

PROJECT TITLE

DOOR DETAILS

SHEET TITLE

OWNER'S IDENTIFICATION

4500
P. E. & C. PROJECT NUMBER

DATE

DRAWN BY

JOB CAPT. C. PEISER

32
SHEET NUMBER

K&E 17 0133 9-73 56579+

PROJECT NO. SHEET NO.

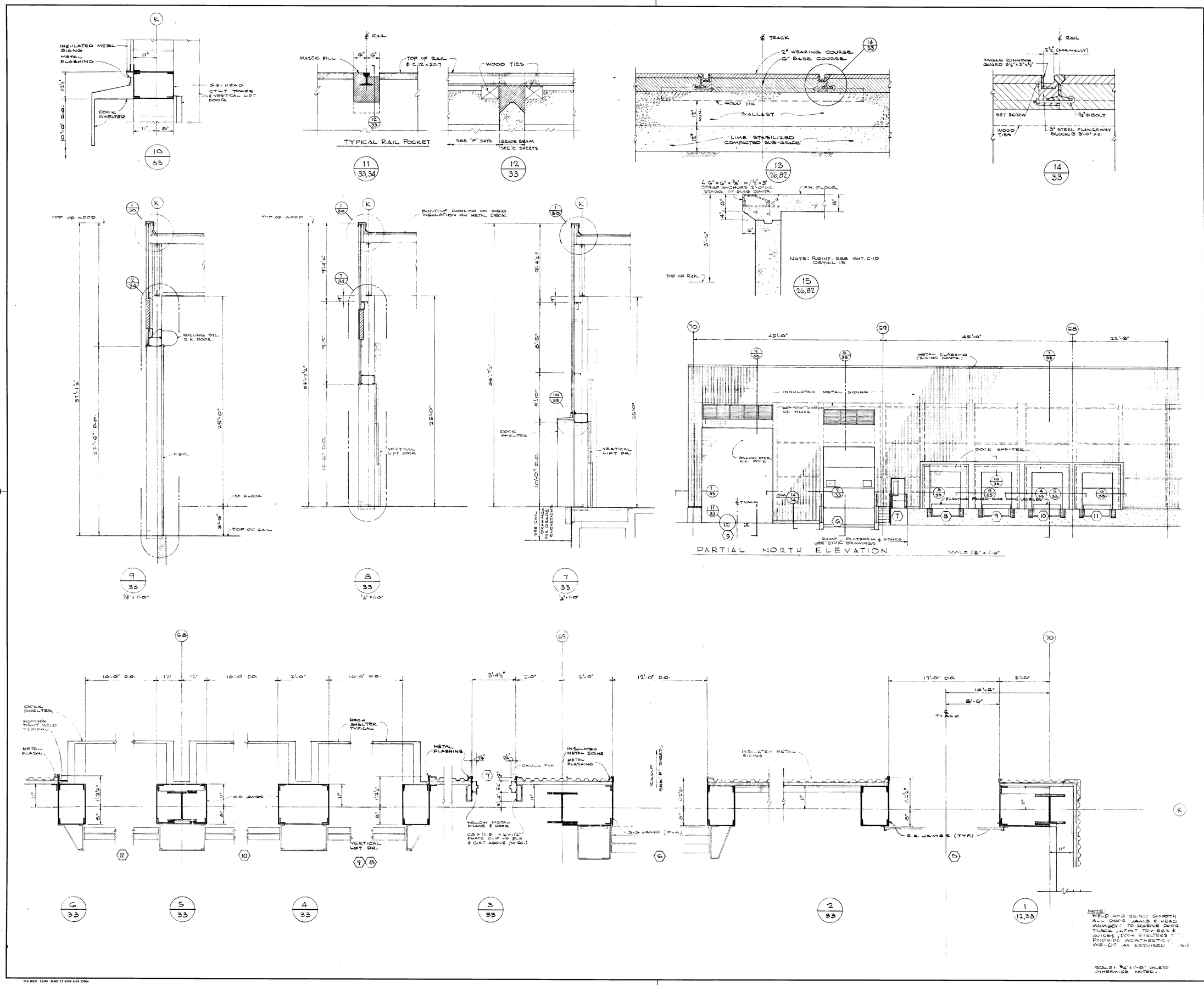

DATE	ISSUED FOR	APPROVAL	APPROVAL
3-8-77	STR. ST. REF.		
2-28-77	MECH U.G. REF.		
3-23-77	PRIME MECH. & ELECT. REF.		
3-21-77	CAISSON REF.		
4-7-77	METAL SIDING BID		
4-18-77	ST FLR CONC BID		
5-12-77	RAIL ROAD BID		
5-19-77	MISC SHT METAL BID		
5-26-77	MISC STEEL BID		
5-26-77	ARCH BID		
5-27-77	PAINTING & FIN. SIDING BID		
6-6-77	SITE WORK PHASE II REF.		
7-15-77	STRUCT CONC REF.		
7-15-77	CONC PAVING REF.		

NO.	DATE	BY	APPROVAL	APPROVAL
116	11-7-77	RM		
67	10-27-77	MK		
61	7-7-77	MK		
28 Rev	6-9-77			
DC#44	5-13-77	MW		
DC#10	5-11-77			

REVISIONS

CONTRACT SIGNATURES

FOR THE OWNER

FOR THE CONTRACTOR

DRAWING CERTIFIED BY

REGISTERED

STATE

NUMBER

DATE

PLANT ENGINEERING AND CONSTRUCTION MANUFACTURING STAFF

GENERAL MOTORS CORPORATION
485 WEST MILWAUKEE AVENUE & DETROIT, MICHIGAN

NEW MANUFACTURING PLANT
FOR
OKLAHOMA INDUSTRIES AUTHORITY
TENANCY BY
G M ASSEMBLY DIVISION
GENERAL MOTORS CORPORATION
OKLAHOMA CITY OKLAHOMA

PROJECT TITLE

DOOR DETAILS - EXT. DR. @ BULK STORAGE

SHEET TITLE

OWNER'S IDENTIFICATION

DATE

DRAWN BY

JOB CAPT. C. BEISEER

4500
P.E. & C. PROJECT NUMBER

33
SHEET NUMBER

118 REV. 12-69 KBE 17 0153 2-74 1750M

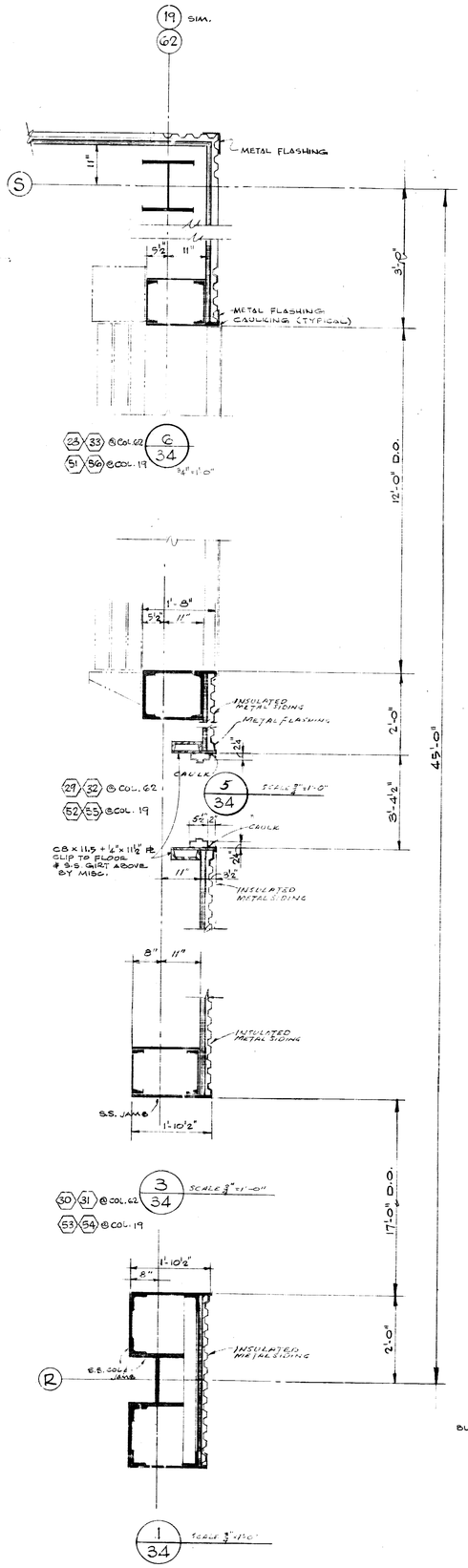

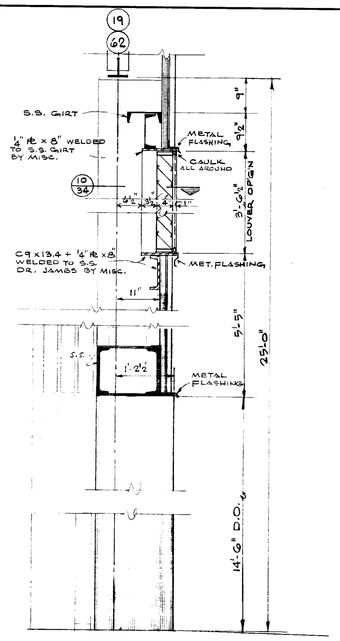

NOTE: TYPICAL HINGED SLAB @ EXTERIOR DOORS SEE DET. #1 SHT. 89

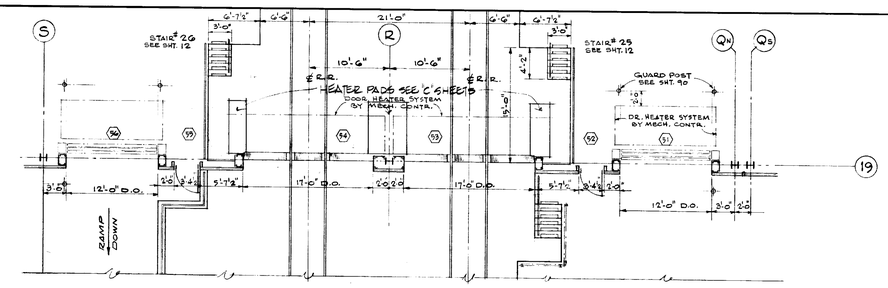

8/9 SEE WEST ELEVATION (THIS SHT.)
1/8" = 1'-0"

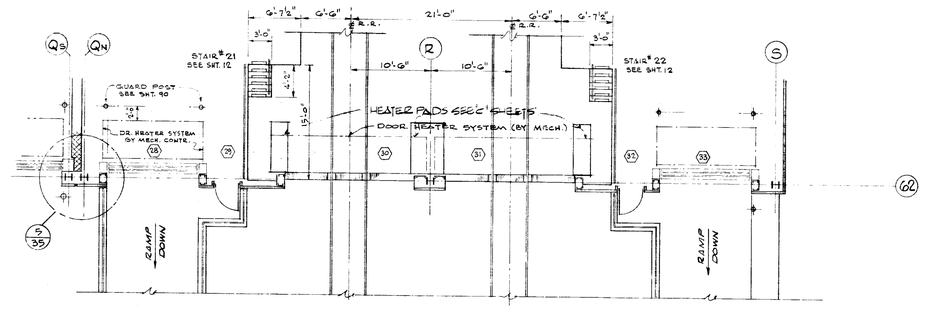

NOTE: FOR ADDITIONAL INFO. SEE DETAILS THIS SHEET.

9/11 SEE EAST ELEVATION (THIS SHT.)
1/8" = 1'-0"

7/34,36
3/4" = 1'-0"

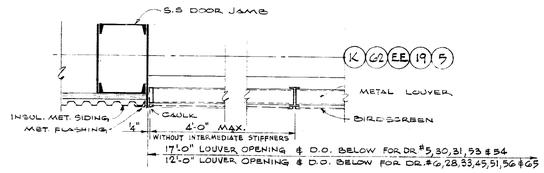

10/34,36
3/4" = 1'-0"

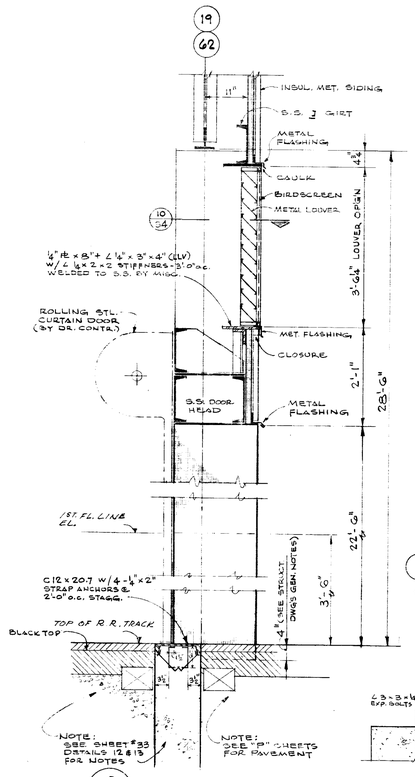

2/33,34
3/4" = 1'-0"

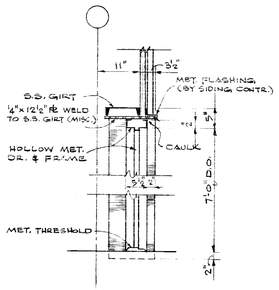

4/33,34
3/4" = 1'-0"

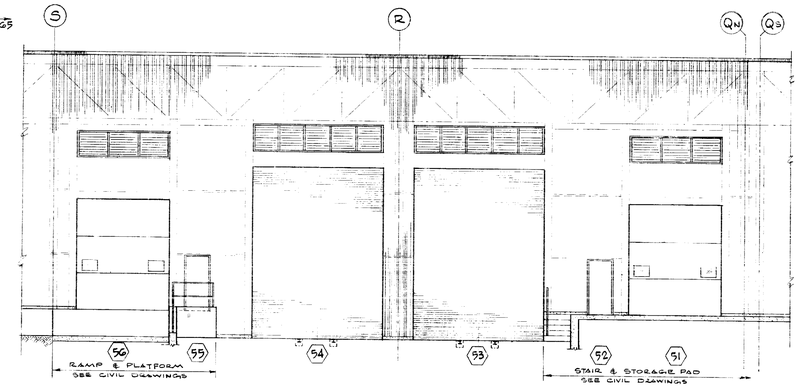

WEST ELEVATION OF R.R. DOCK
SCALE: 1/8" = 1'-0"

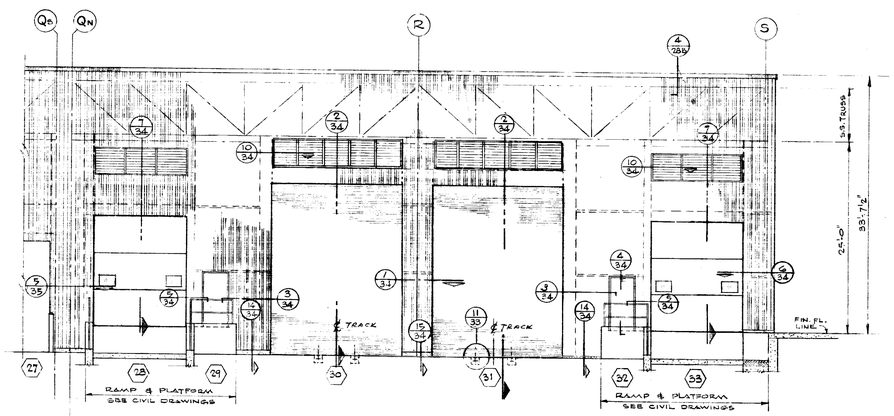

EAST ELEVATION OF R.R. DOCK
SCALE: 1/8" = 1'-0"

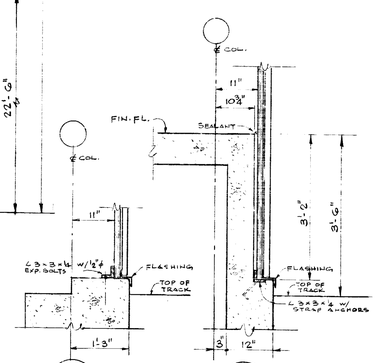

15/34

14/33,34

DATE	ISSUED FOR	APPROVAL	APPROVAL
2-8-77	PRELIMINARY REF.		
2-25-77	MECH U.G. REF		
3-23-77	PRIME MECH. & ELECT. REF.		
3-21-77	CALISON REF.		
4-7-77	METAL BLDG. BID		
4-25-77	1ST PH EE CIVIL BID		
5-19-77	MISC SHT METAL BID		
5-25-77	MISC STEEL BID		
5-26-77	ARCH BID		
5-27-77	PAINTING & FINISHING BID		
6-6-77	SITE WORK PHASE 2 REF.		
7-15-77	STRUT. CONC REF.		
7-15-77	CONC. PAVING REF.		

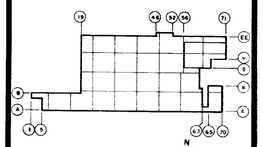

KEY PLAN

NO.	DATE	BY	APPROVAL	APPROVAL
E-235	4-27-76	EM		
118	11-7-77	EM		
R-27	11-16-77	MCK		
61	7-7-77	MK		
CS 229	6-9-77	RE		
RC # 22	5-13-77	RE		
RC # 3	5-11-77	RE		

REVISIONS

CONTRACT SIGNATURES

FOR THE OWNER

FOR THE CONTRACTOR

DRAWING CERTIFIED BY

REGISTERED

STATE

NUMBER

DATE

ARGONAUT

PLANT ENGINEERING AND CONSTRUCTION

MANUFACTURING STAFF

GENERAL MOTORS CORPORATION

485 WEST MILWAUKEE AVENUE & DETROIT, MICHIGAN

ARCHITECTURE & ENGINEERING — REAL ESTATE & CONSTRUCTION MANAGEMENT

NEW MANUFACTURING PLANT
FOR
OKLAHOMA INDUSTRIES AUTHORITY
TENANCY BY

G M ASSEMBLY DIVISION

GENERAL MOTORS CORPORATION
OKLAHOMA CITY OKLAHOMA

PROJECT TITLE

DOOR DETAILS - EXT. DR.
@ TRAINWELL

SHEET TITLE

OWNER'S IDENTIFICATION

DATE

DRAWN BY R. RICCARDELLO

JOB CAPT. C. REINGER

4500
P.E. & C. PROJECT NUMBER

34
SHEET NUMBER

K&E 17 0153 9-73 5657P

PROJECT NO. SHEET NO.

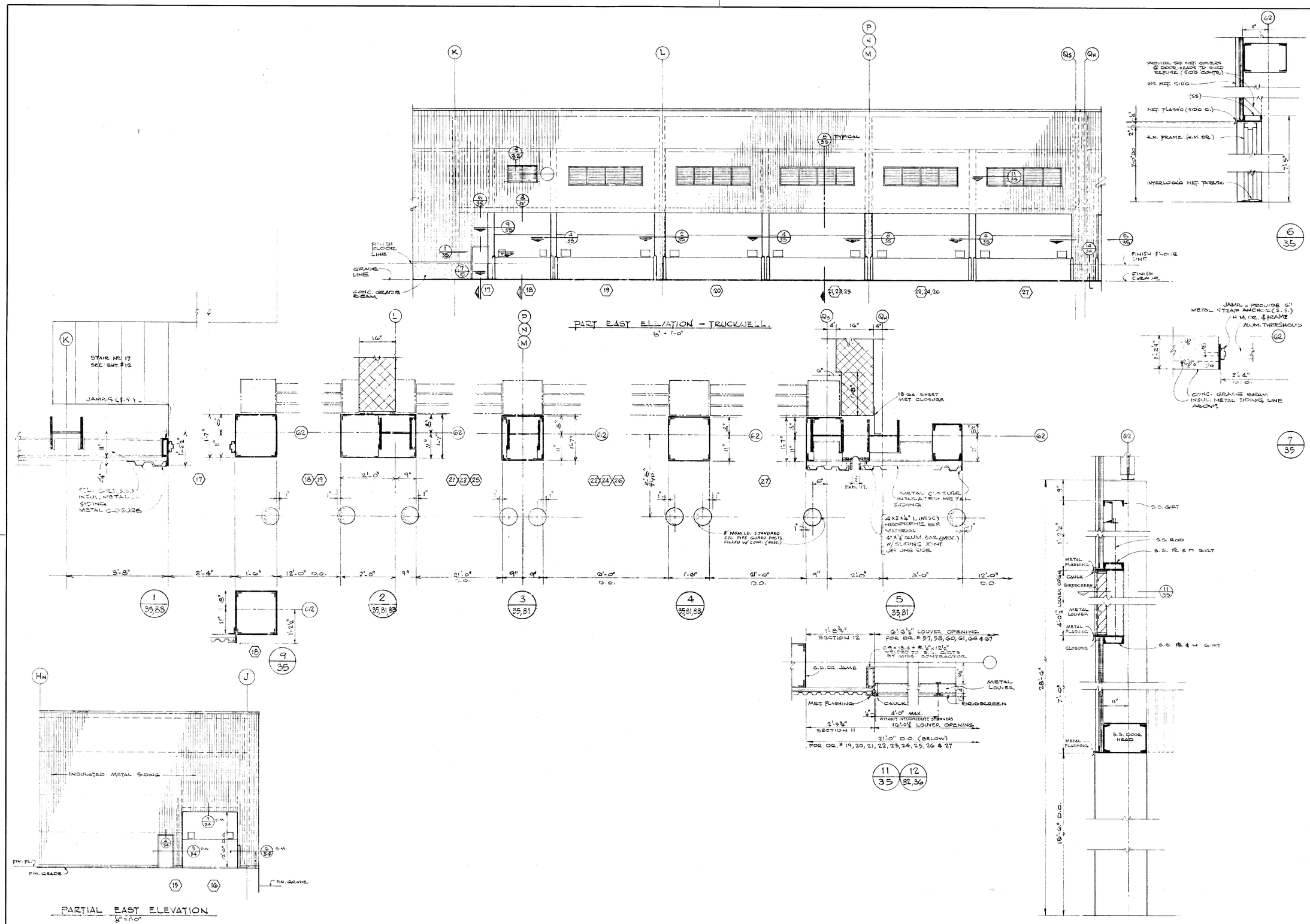

NOTE: TYPICAL HINGED SLAB AT EXTERIOR DOORS SEE DET. #1 SHEET 89

8/35 DOOR NO. 18 WITHOUT LOUVER
DOOR NO. 19, 20, 21, 22, 23, 24, 25, 26 & 27 WITH LOUVER

NOTE: ALL DETAILS ON THIS SHT. SCALE: 3/4" = 1'-0" UNLESS OTHERWISE NOTED.

DATE	ISSUED FOR	APPROVAL	APPROVAL
2-8-77	MECH U.G. REF.		
3-23-77	PRIME MECH. & ELECT. REF.		
3-21-77	CAISSON REF.		
4-7-77	METAL SIDING BID		
4-25-77	1st FLR CONC BID		
5-19-77	MISC SHT METAL BID		
5-25-77	MISC STEEL BID		
5-26-77	ARCH BID		
5-27-77	PAINTING & FINISHING BID		
6-6-77	SITE WORK PHASE 2 REF.		
7-15-77	2ND. FLOOR REF.		

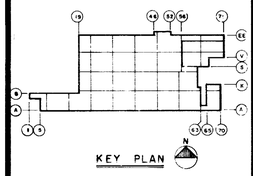

NO.	DATE	BY	APPROVAL	APPROVAL
EP-222	2-28-78	EM		
144	2-27-78	EM		
1172	11-7-77	EM		
61	7-7-77	MK		
PC 89	6-30-77	MK		
52	6-2-77	MK		
99 REF.	5-19-77	RE		
PC #22	5-13-77	RE		
PC #12	5-11-77	RE		

REVISIONS

CONTRACT SIGNATURES

FOR THE OWNER

FOR THE CONTRACTOR

DRAWING CERTIFIED BY

REGISTERED

STATE

NUMBER

DATE

ARGONAUT

PLANT ENGINEERING AND CONSTRUCTION

MANUFACTURING STAFF

GENERAL MOTORS CORPORATION

DIVISION OF GENERAL MOTORS 485 WEST MILWAUKEE AVENUE & DETROIT, MICHIGAN

ARCHITECTURE & ENGINEERING & REALESTATE & CONSTRUCTION MANAGEMENT

NEW MANUFACTURING PLANT FOR OKLAHOMA INDUSTRIES AUTHORITY TENANCY BY

G M ASSEMBLY DIVISION

GENERAL MOTORS CORPORATION

OKLAHOMA CITY OKLAHOMA

PROJECT TITLE

DOOR DETAILS (RECEIVING DOCK)

SHEET TITLE

OWNER'S IDENTIFICATION

4500 P. E. & C. PROJECT NUMBER

DATE

DRAWN BY A.A., ⌀

JOB CAPT. C. B.

35 SHEET NUMBER

K&E 17 0153 5-73 5679+

PROJECT NO. SHEET NO.

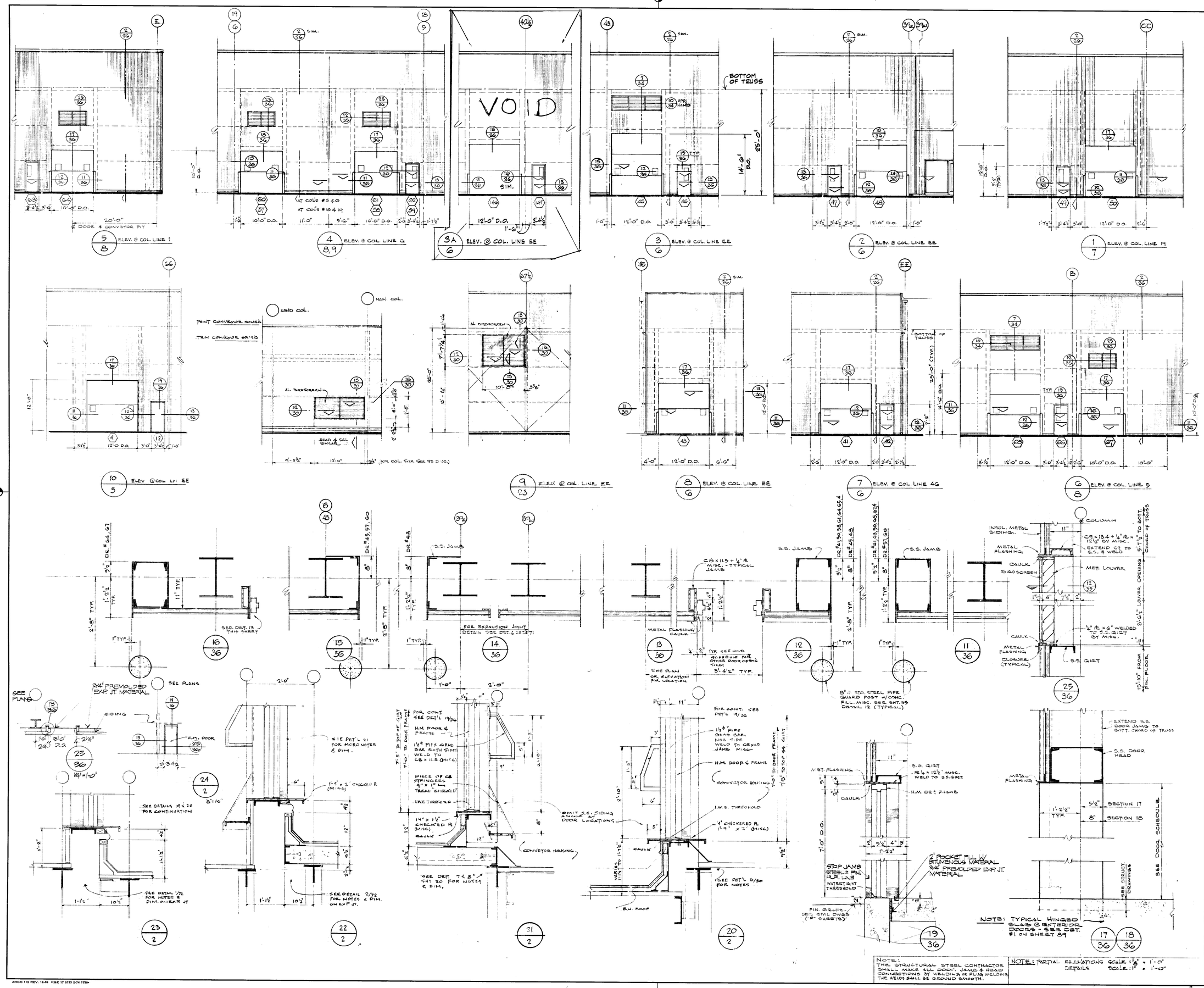

DATE	ISSUED FOR	APPROVAL	APPROVAL
3-8-77	STR. STL. REF.		
3-23-77	PRIME MECH. & ELECT. REF.		
3-21-77	CAISSON REF.		
4-7-77	M.S.T. SIDING BID		
4-28-77	1st FLR CONC. BID		
5-19-77	MISC SHT METAL BID		
5-25-77	MISC STEEL BID		
5-26-77	ARCH BID		
5-27-77	PAINTING & FINISHES BID		
6-6-77	SITE WORK BIDS & REF.		
7-13-77	STRC. PRIMED REF.		

NO.	DATE	BY	APPROVAL	APPROVAL
EP3340	6-15-78	RM		
50-40	2-9-78	MK		
1146	11-7-77	RM		
5501B	7-13-77	MK		
61	7-7-77	MK		
28 REF	6-9-77	RL		
PC #22	5-13-77	RL		
PC 13	5-11-77	P.J.L.		

REVISIONS

CONTRACT SIGNATURES

FOR THE OWNER

FOR THE CONTRACTOR

DRAWING CERTIFIED BY

REGISTERED

STATE

NUMBER

DATE

ARGONAUT
DIVISION OF GENERAL MOTORS • 486 WEST MILWAUKEE AVENUE • DETROIT, MICHIGAN
ARCHITECTURE, ENGINEERING & REAL ESTATE & CONSTRUCTION MANAGEMENT

PLANT ENGINEERING AND CONSTRUCTION
MANUFACTURING STAFF
GENERAL MOTORS CORPORATION

NEW MANUFACTURING PLANT
FOR
OKLAHOMA INDUSTRIES AUTHORITY
TENANCY BY
GM ASSEMBLY DIVISION
GENERAL MOTORS CORPORATION
OKLAHOMA CITY OKLAHOMA

PROJECT TITLE

DOOR DETAILS
(EXTERIOR TRUCK DOORS)

SHEET TITLE

OWNER'S IDENTIFICATION

P. E. & C. PROJECT NUMBER: 4500

DATE

DRAWN BY A.B., JR., M.W.

JOB CAPT. C. BEISER

SHEET NUMBER: 36

ARGO 118 REV. 12-69 KBE 17 0133 2-74 1790m

PROJECT NO. SHEET NO.

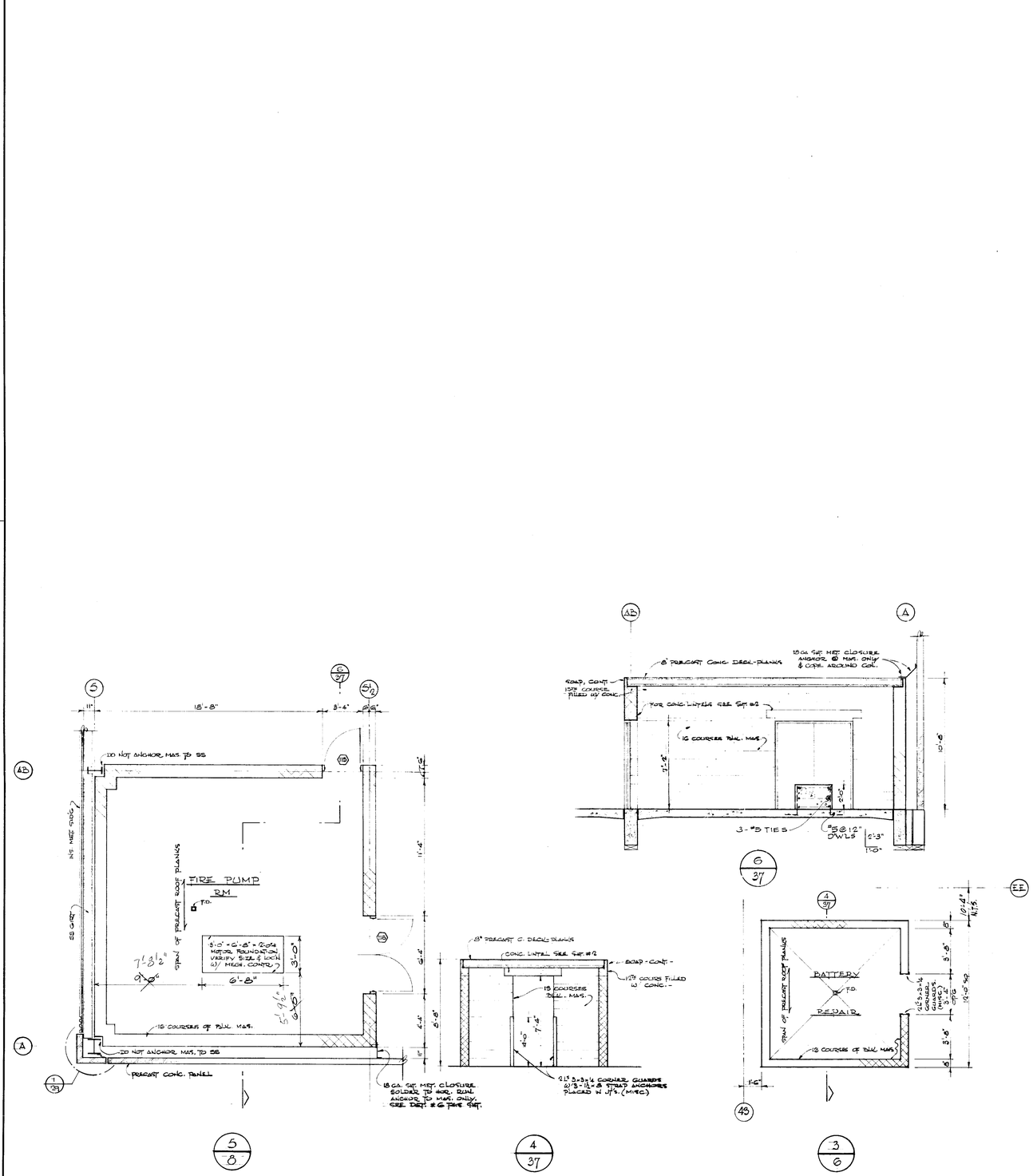

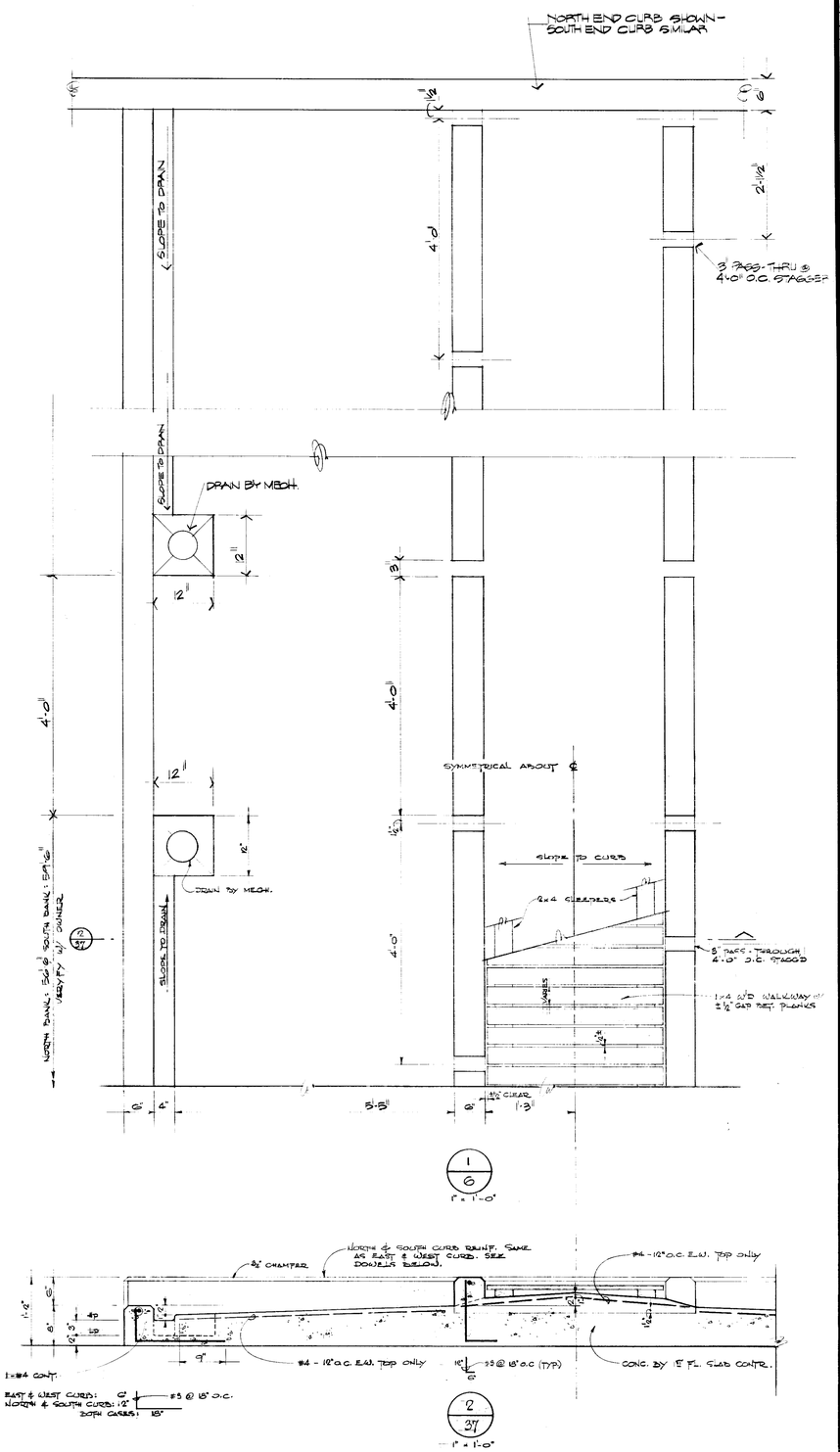

NOTE: ALL DETAILS ON THIS SHT. SCALE: ¼" = 1'-0" UNLESS OTHERWISE NOTED

DATE	ISSUED FOR	APPROVAL	APPROVAL
5-11-77	RC.18		
5-19-77	MISC SHT METAL BID		
5-26-77	ARC 14 BID		
6-27-77	PAINTING & WATERPROOFING BID		

NO.	DATE	BY	APPROVAL	APPROVAL
160	9-15-78	RM		
144	8-16-78	RM		
116	11-7-77	RM		
FE010	7-25-77	PB		
61	7-7-77	NK		
34	6-3-77	A.B.		

REVISIONS

CONTRACT SIGNATURES

FOR THE OWNER

FOR THE CONTRACTOR

DRAWING CERTIFIED BY

REGISTERED

STATE

NUMBER

DATE

ARGONAUT

DIVISION OF GENERAL MOTORS & 485 WEST MILWAUKEE AVENUE & DETROIT, MICHIGAN

PLANT ENGINEERING AND CONSTRUCTION

MANUFACTURING STAFF

ARCHITECTURE ▲ ENGINEERING ▲ REAL ESTATE ▲ CONSTRUCTION MANAGEMENT

GM ASSEMBLY DIVISION

OKLAHOMA

PROJECT TITLE

BATTERY CHARGING AREA - MISC. PLANS & DETAILS

SHEET TITLE

OWNER'S IDENTIFICATION

PROJECT NUMBER

DATE

DRAWN BY A.B.

JOB CAPT. C. BEIBER

37

SHEET NUMBER

ARGO 118 REV. 12-69 K&E 17 0153 2-74 1790+

PROJECT NO. SHEET NO.

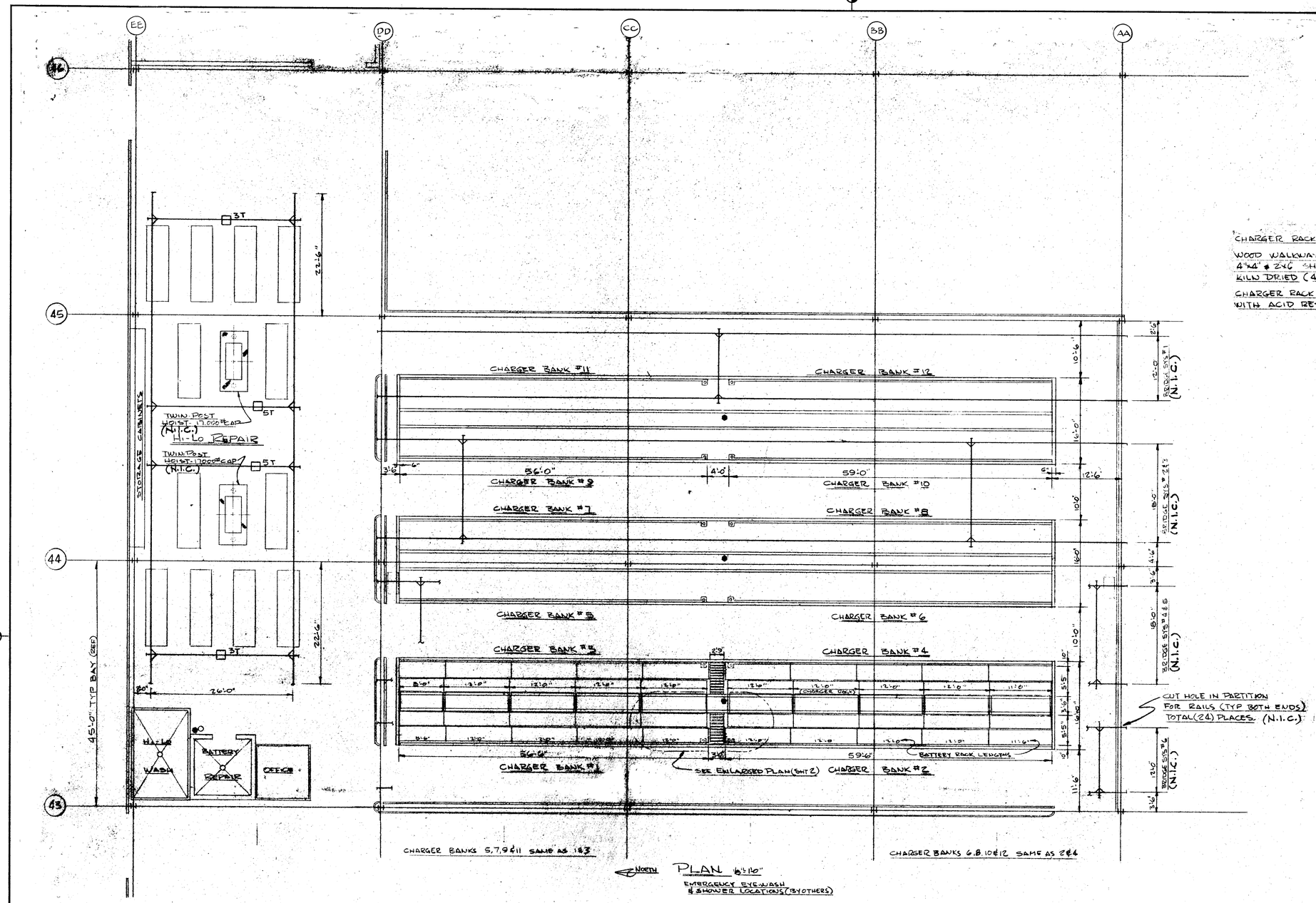

PLAN 1/8"=1'-0"

EMERGENCY EYEWASH & SHOWER LOCATIONS (BY OTHERS)

CHARGER RACKS SHALL BE BOLTED & WELDED CONSTRUCTION

WOOD WALKWAYS SHALL BE DOUGLAS FIR #2 OR BETTER. 4"x4" & 2"x6" SHALL BE DOUGLAS FIR - SELECT GRADE, KILN DRIED (4x4 VACUUM TREATED)

CHARGER RACK AND BATTERY RACK SHALL BE PROTECTED WITH ACID RESISTANT PAINT

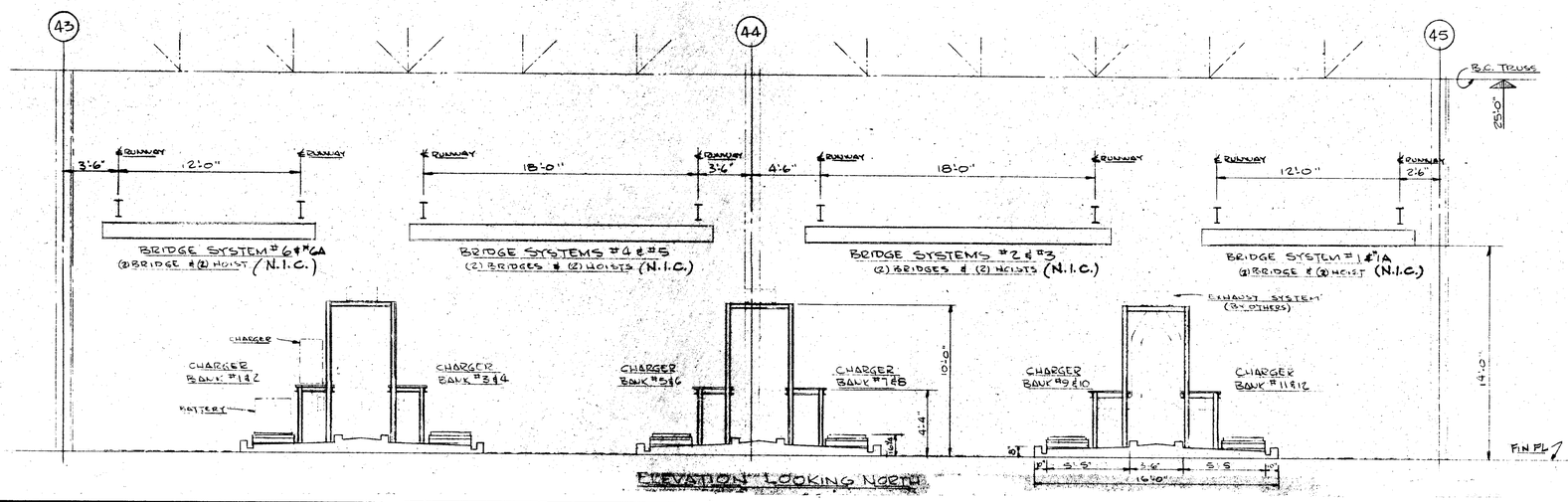

ELEVATION LOOKING NORTH

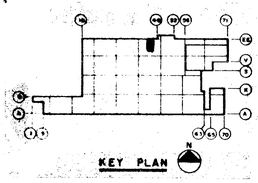

DATE	ISSUED FOR	APPROVAL	APPROVAL
7-31-78	E.F.O. #378		

NO.	DATE	BY	APPROVAL	APPROVAL

REVISIONS

CONTRACT SIGNATURES — FOR THE OWNER — FOR THE CONTRACTOR

DRAWING CERTIFIED BY — DATE

PLANT ENGINEERING AND CONSTRUCTION
MANUFACTURING STAFF
GENERAL MOTORS CORPORATION
485 WEST MILWAUKEE AVENUE & DETROIT MICHIGAN

NEW MANUFACTURING PLANT FOR OKLAHOMA INDUSTRIES AUTHORITY TENANCY BY

G M ASSEMBLY DIVISION

GENERAL MOTORS CORPORATION
OKLAHOMA CITY OKLAHOMA

PROJECT TITLE

PLAN & ELEVATION OF BATTERY CHARGING RACKS

SHEET TITLE

OWNER'S IDENTIFICATION — 4500 P.E. & C. PROJECT NUMBER

DATE

DRAWN BY — 37A SHEET NUMBER

JOB CAPT.

ARBIG 148 K&E 17 0193 5-74 2027-

PROJECT NO. SHEET NO.

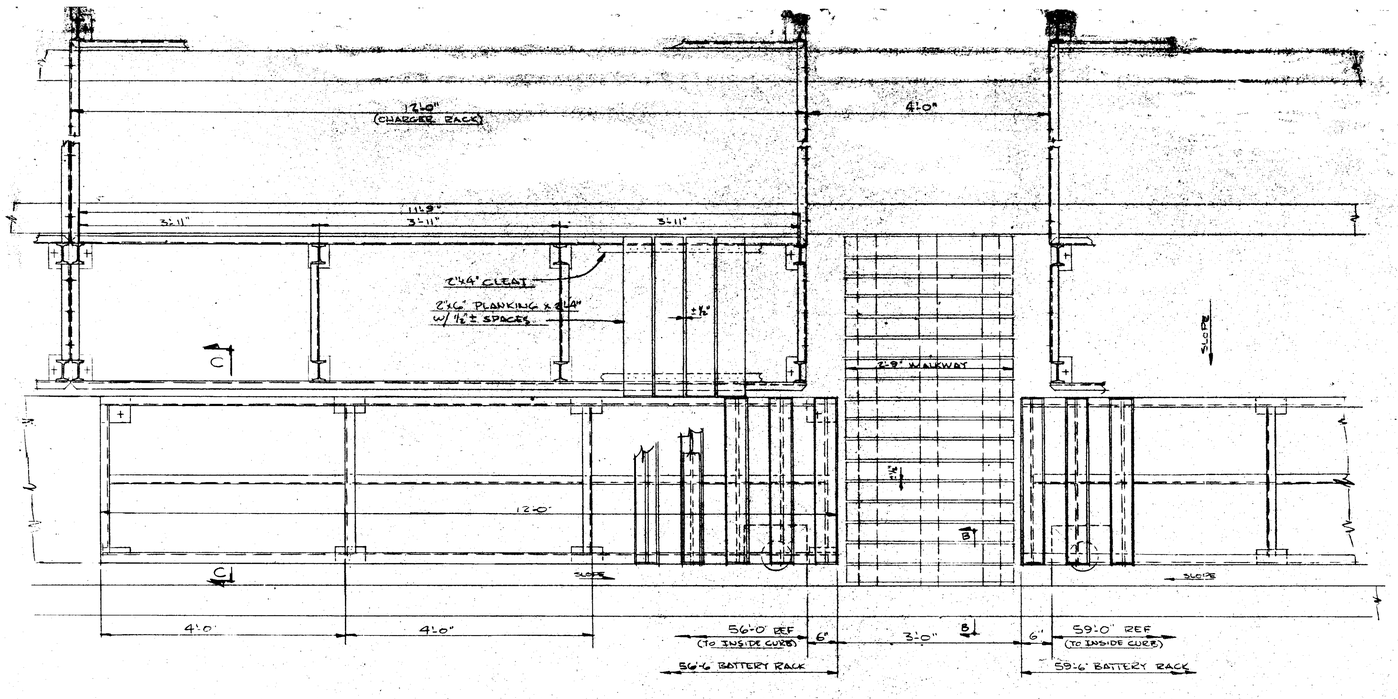

NORTH ENLARGED PLAN (FROM SHT 1) 1"=1'-0"

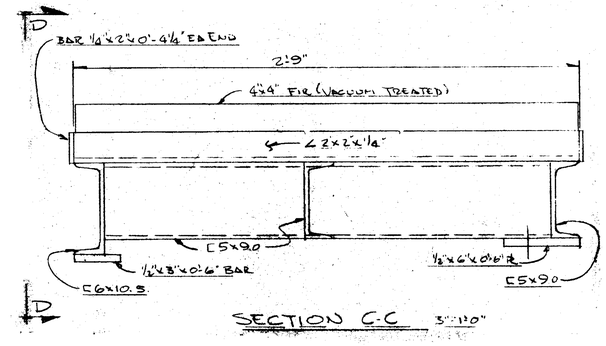

SECTION C-C 3"=1'-0"

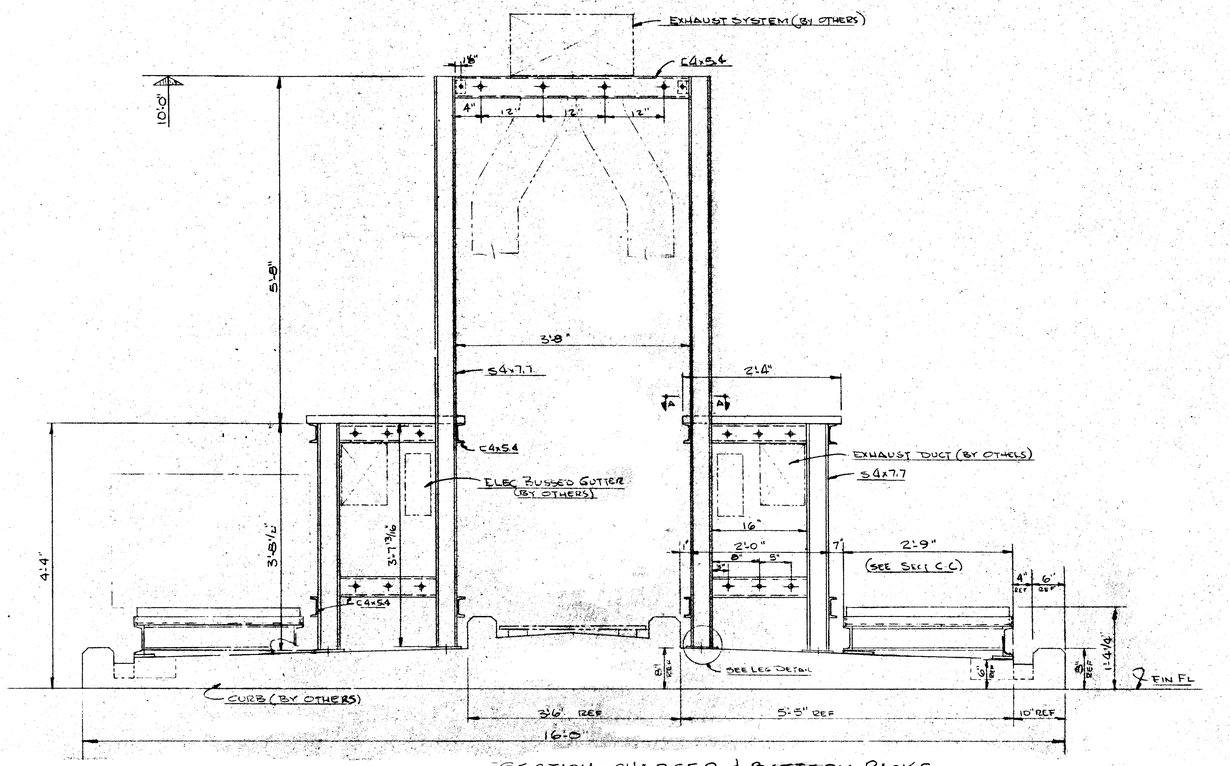

SECTION - CHARGER & BATTERY RACKS

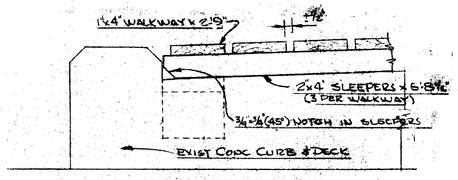

SECTION B-B 3"=1'-0"

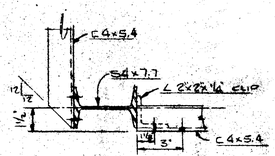

SECTION A-A 3"=1'-0"

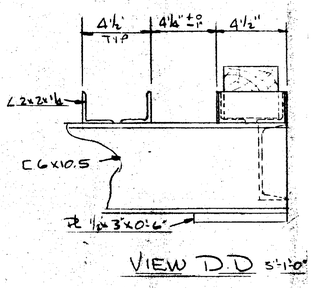

VIEW D-D 3"=1'-0"

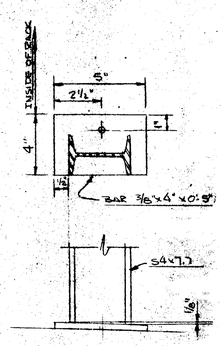

LEG DETAIL 3"=1'-0"

DATE	ISSUED FOR	APPROVAL	APPROVAL
7-31-78	EAF 0.378		

NO.	DATE	BY	APPROVAL	APPROVAL

REVISIONS

CONTRACT SIGNATURES	DRAWING CERTIFIED BY
FOR THE OWNER	
FOR THE CONTRACTOR	DATE

PLANT ENGINEERING AND CONSTRUCTION
MANUFACTURING STAFF
GENERAL MOTORS CORPORATION
485 WEST MILWAUKEE AVENUE • DETROIT, MICHIGAN

NEW MANUFACTURING PLANT
FOR
OKLAHOMA INDUSTRIES AUTHORITY
TENANCY BY
G M ASSEMBLY DIVISION
GENERAL MOTOR CORPORATION
OKLAHOMA CITY OKLAHOMA

PROJECT TITLE

DETAILS OF BATTERY CHARGING RACKS

SHEET TITLE

OWNER'S IDENTIFICATION	4500 RECORDS PROJECT NUMBER
DATE	37B
DRAWN BY	
JOB CAPT.	SHEET NUMBER

ARBO 148 K&E 17 0133 8-74 2027+

PROJECT NO. SHEET NO.

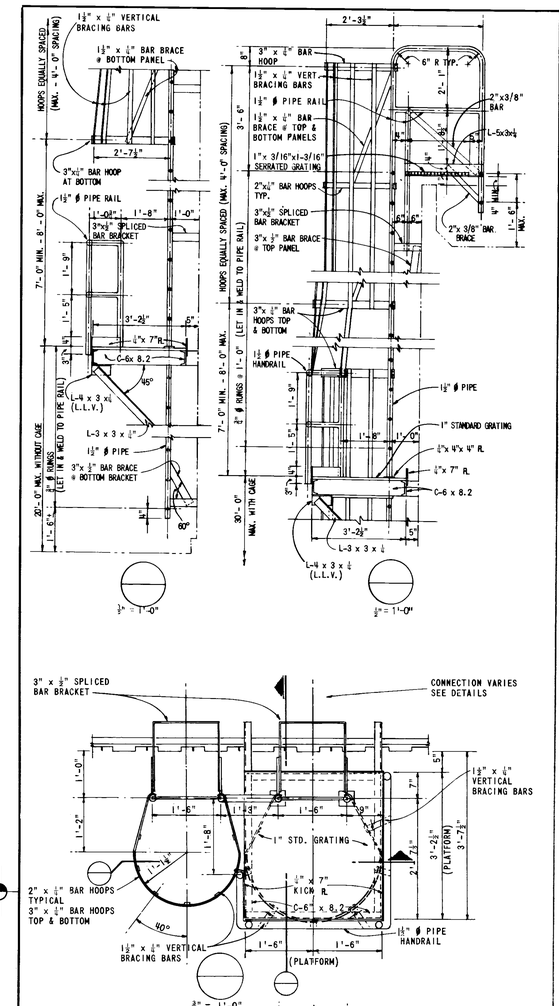

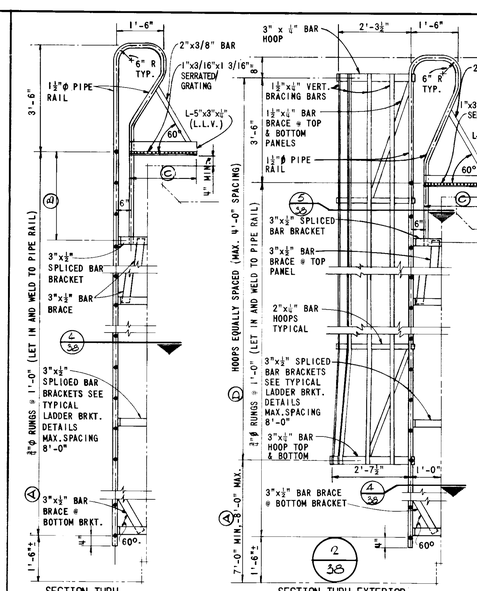

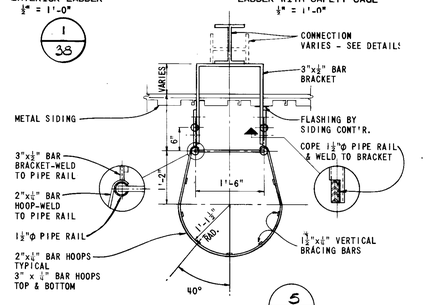

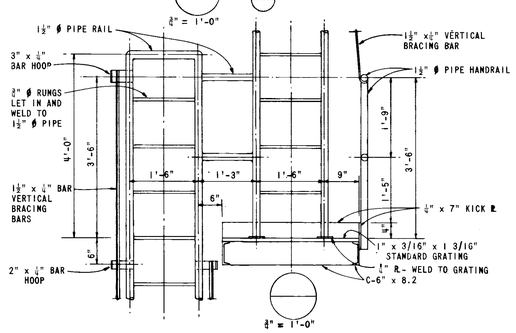

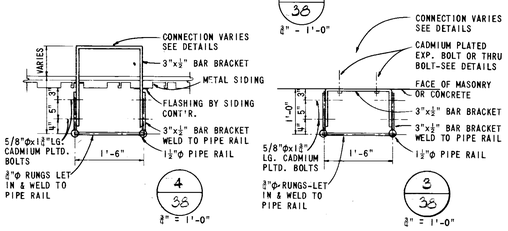

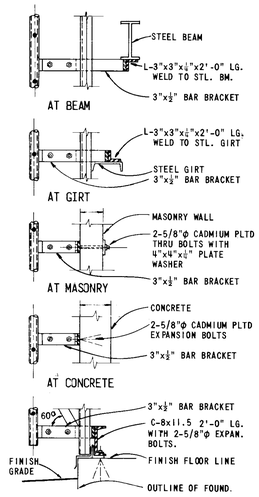

TYPICAL LADDER BRACKET CONNECTION DETAILS
¼" = 1'-0"

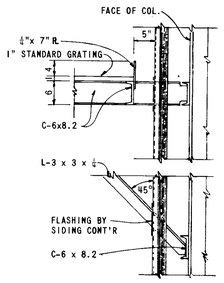

PLATFORM BRACKET TO COLUMN
¼" = 1'-0"

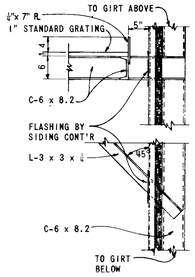

PLATFORM BRACKET BETWEEN GIRTS
¼" = 1'-0"

LADDER SCHEDULE

LADDER NO	LOCATION	TYP. WALL SECT'S SHT/DET	MATERIAL ALUM	MATERIAL STEEL	LADDER DET'S SHT/DET	VARIABLE DIMENSIONS A	B	C	D	E	REMARKS
66		/			/						UNASSIGNED
67		/			/						UNASSIGNED
68	VW 42	60/20		•	60/20	7½					
69	YAA 49	/		•	/	1'-1½"					
70	YAA 48	/		•	/	7½"					
71	EF 30	/		•	/	7½"					
72	AABB 25	/		•	/	1'-1½"					
73	AABB 24	/		•	/	7½"					
74	AA 24	60/20		•	60/20						
75	U40½	41/2	•		38/2	7'-0"	3'-6"	2'-6"	18'-0"		S
		/			/						
76	A41½	6/123	•		38/1	9	3'-6"	2'-6"	-	-	F (BRONZE ANNODIZE)
77	9/60	4/123	•		38/1	9	3'-6"	2'-6"	-	-	F (FIELD ADJUST)
78	C/42	4/126	•		38/1	9	3'-6"	2'-6"	-	-	F (FIELD ADJUST)
		/			/						
		/			/						
		/			/					

PROJECT NO. SHEET NO.

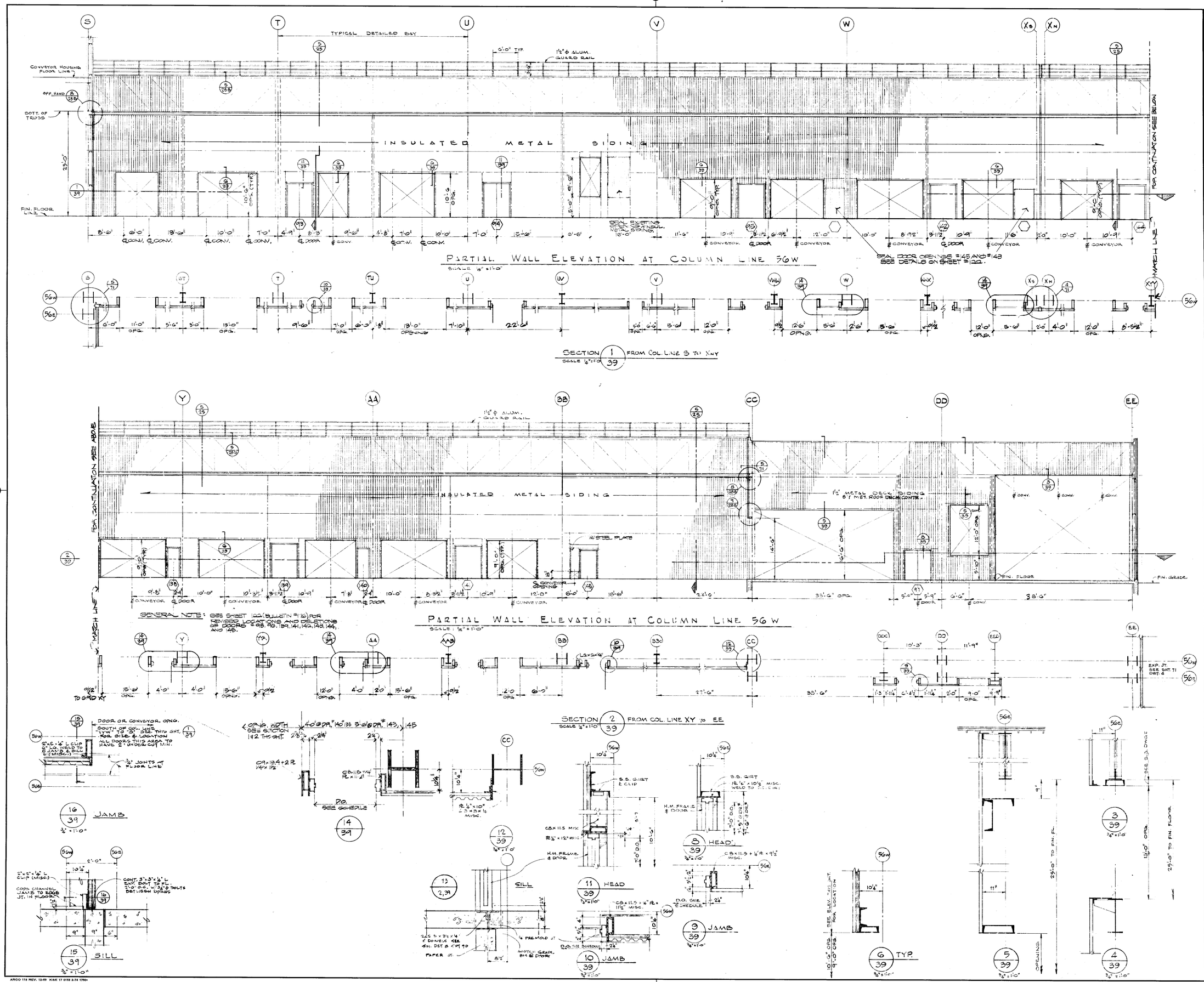

DATE	ISSUED FOR	APPROVAL	APPROVAL
2-7-77	STRUCT. STL REF.		
3-23-77	PRIME MECH. & ELECT. REF.		
3-21-77	CAISSON REF.		
4-7-77	METAL EDGE DECK BID		
4-7-77	METAL SIDING BID		
4-19-77	SUBLINE 30625		
4-18-77	FIRE PROT. REF.		
5-6-77	CONV. BID REF.		
5-25-77	MISC STEEL BID		
5-26-77	ARCH BID		
5-27-77	PAINTING & FINISHING BID		

NO.	DATE	BY	APPROVAL	APPROVAL
1	1-22-79	SB		
250/245	3-3-78	RM		
144	2-20-78	RM		
5-2-0.000	1-23-78	MK		
1196	11-7-77	RM		
154	10-26-77	PB		
88	9-1-77	PB		
61	7-7-77	MK		
32	6-21-77	R		
09 REF	6-9-77	R		
FC 16	5-11-77	MJ		

REVISIONS

CONTRACT SIGNATURES

FOR THE OWNER

FOR THE CONTRACTOR

DRAWING CERTIFIED BY

REGISTERED

STATE

NUMBER

DATE

ARGONAUT

PLANT ENGINEERING AND CONSTRUCTION

MANUFACTURING STAFF

GENERAL MOTORS CORPORATION
(DIVISION OF GENERAL MOTORS)
485 WEST MILWAUKEE AVENUE & DETROIT, MICHIGAN

ARCHITECTURE & ENGINEERING & REAL ESTATE & CONSTRUCTION MANAGEMENT

NEW MANUFACTURING PLANT
FOR
OKLAHOMA INDUSTRIES AUTHORITY
TENANCY BY

GM ASSEMBLY DIVISION

GENERAL MOTORS CORPORATION

OKLAHOMA CITY OKLAHOMA

PROJECT TITLE

WALL OPENINGS AT OVEN AREA

SHEET TITLE

OWNER'S IDENTIFICATION

P.E.&C. PROJECT NUMBER: 4500

DATE

DRAWN BY: PE

JOB CAPT.: C PE

SHEET NUMBER: 39

ARGO 118 REV. 12-69 K&E 17 0133 2-74 1790+

PROJECT NO. SHEET NO.

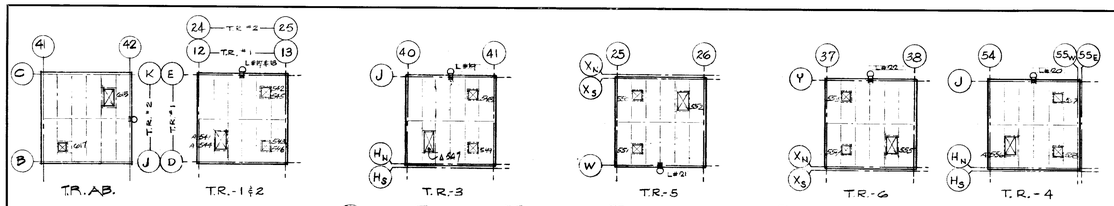

ROOF PLANS - TYPICAL TRANSFORMER ROOMS
1/32" = 1'-0"

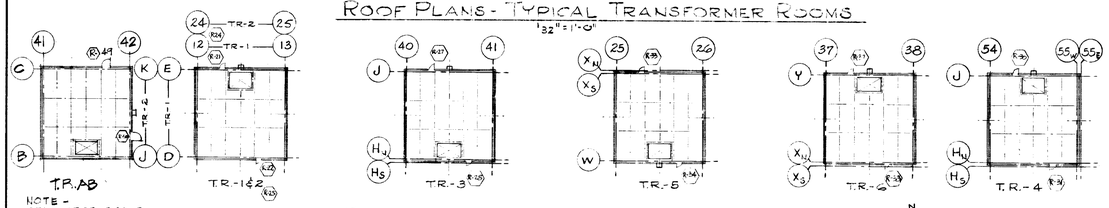

NOTE -
SEE LARGE SCALE PLAN OF T.R. AB. SHEET # 42, FOR ADDITIONAL INFORMATION

FLOOR PLANS - TYPICAL TRANSFORMER ROOMS
1/32" = 1'-0"

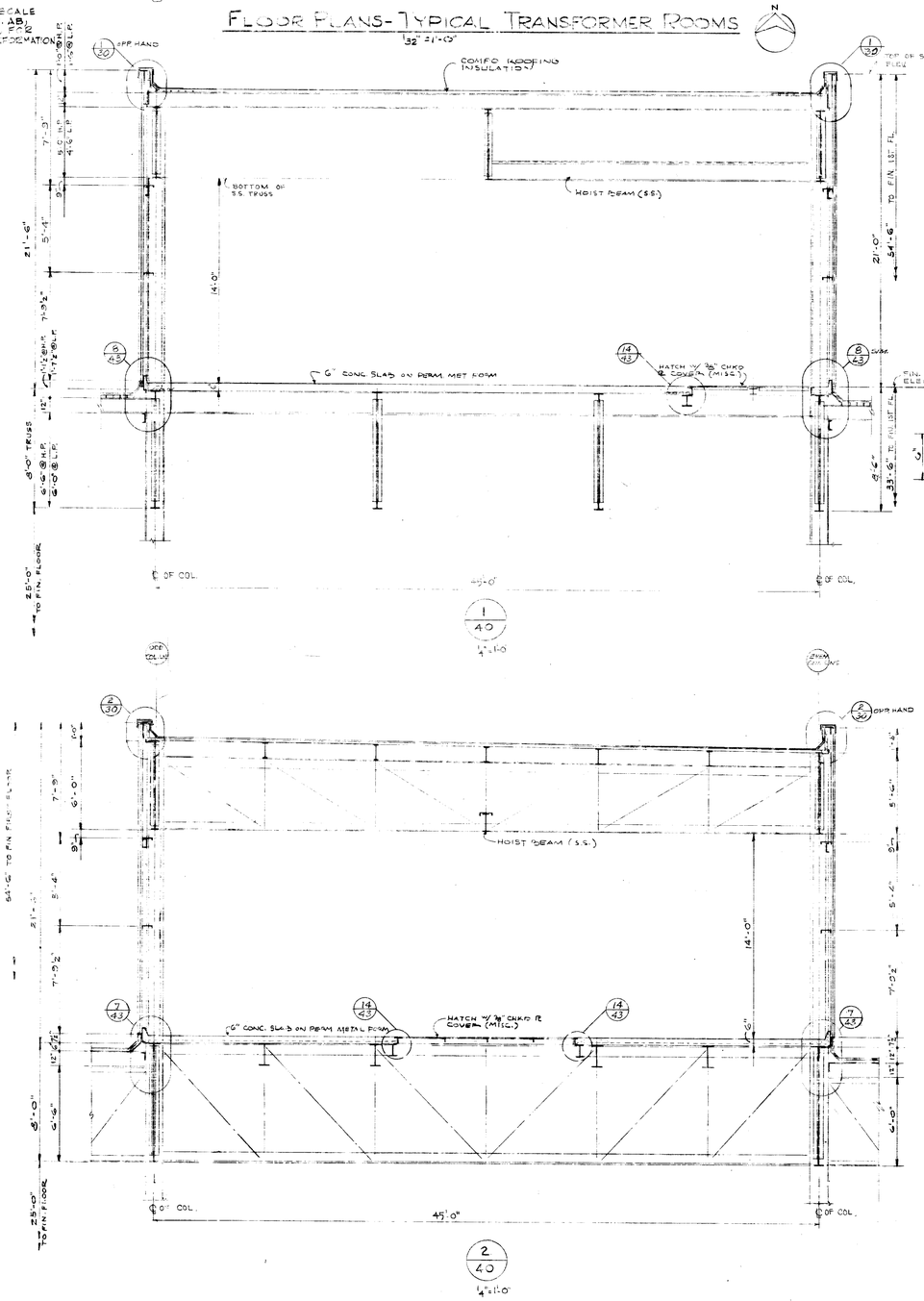

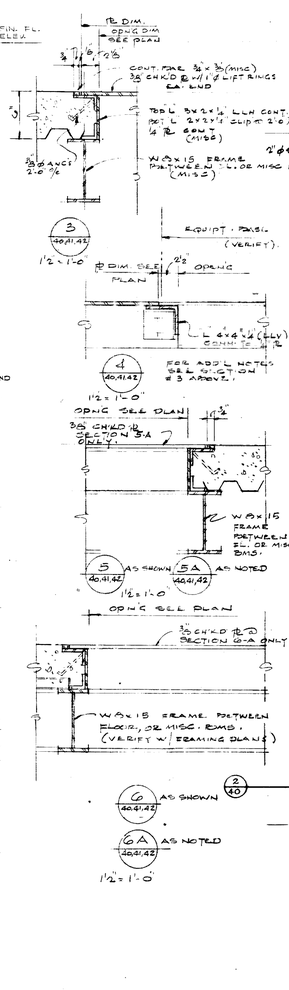

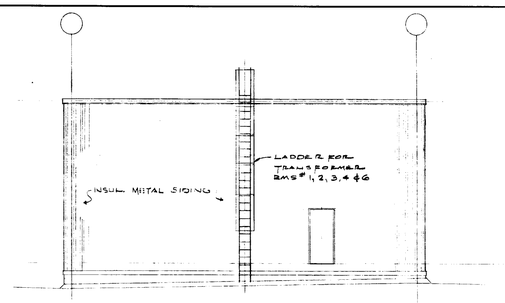

EAST ELEVATION

NORTH ELEVATION

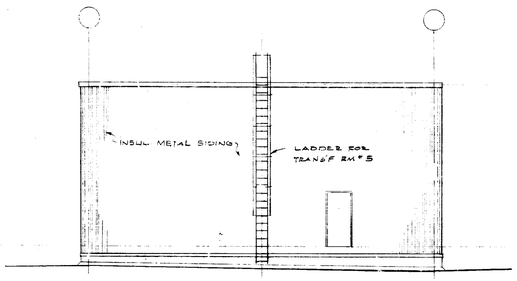

WEST ELEVATION

SOUTH ELEVATION

ELEVATIONS - TYPICAL TRANSFORMER RM.
1/8" = 1'-0"

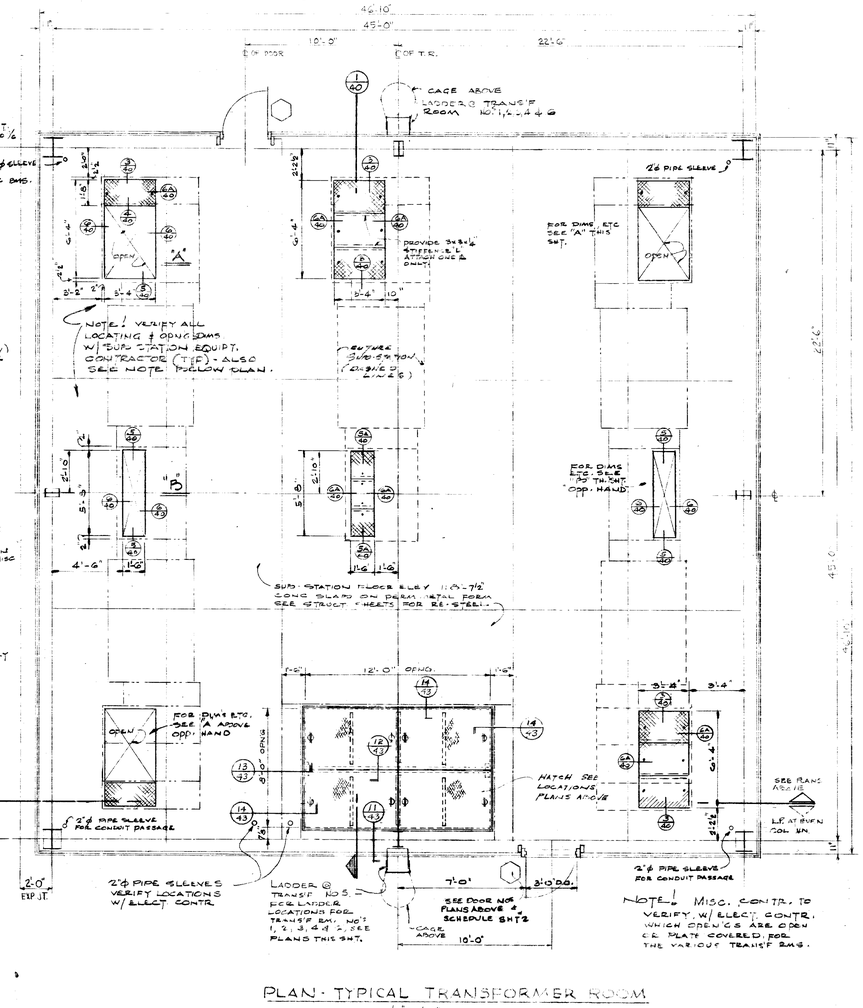

PLAN - TYPICAL TRANSFORMER ROOM
1/8" = 1'-0"

DATE	ISSUED FOR	APPROVAL	APPROVAL
3-16-77	SITE PREP.		
3-23-77	PRIME MECH & ELECT. REF.		
4-7-77	METAL ROOF BID		
4-7-77	METAL SIDING BID		
4-18-77	FIRE PROT. REF.		
5-19-77	ROOF BID		
5-20-77	SUPPORTED SAB BID		
5-25-77	MISC. STEEL BID		
5-26-77	ARCH. BID		
5-27-77	PLASTERING & PLASTERING BID		

NO.	DATE	BY	APPROVAL	APPROVAL
164	8-30-78	RM		
EC-1468	7-14-77	GW		
113 C	11-7-77	RM		
EC-1469	11-10-77	GN		
103	10-12-77	CM		
88	9-1-77	PB		
77	8-8-77	GG		
61	7-7-77	MK		

REVISIONS

CONTRACT SIGNATURES

FOR THE OWNER

FOR THE CONTRACTOR

DRAWING CERTIFIED BY

REGISTERED

STATE

NUMBER

DATE

ARGONAUT DIVISION OF GENERAL MOTORS

PLANT ENGINEERING AND CONSTRUCTION
MANUFACTURING STAFF
GENERAL MOTORS CORPORATION
485 WEST MILWAUKEE AVENUE & DETROIT, MICHIGAN

NEW MANUFACTURING PLANT
FOR
OKLAHOMA INDUSTRIES AUTHORITY
TENANCY BY
G M ASSEMBLY DIVISION
GENERAL MOTORS CORPORATION
OKLAHOMA CITY OKLAHOMA

PROJECT TITLE

I BAY TRANSFORMER ROOMS. PLANS & DETAILS

SHEET TITLE

OWNER'S IDENTIFICATION

DATE

DRAWN BY

JOB CAPT. C. FEISER

4500
P.E.&C. PROJECT NUMBER

40
SHEET NUMBER

K&E 17 0153 9-73 5659+

PROJECT NO. SHEET NO.

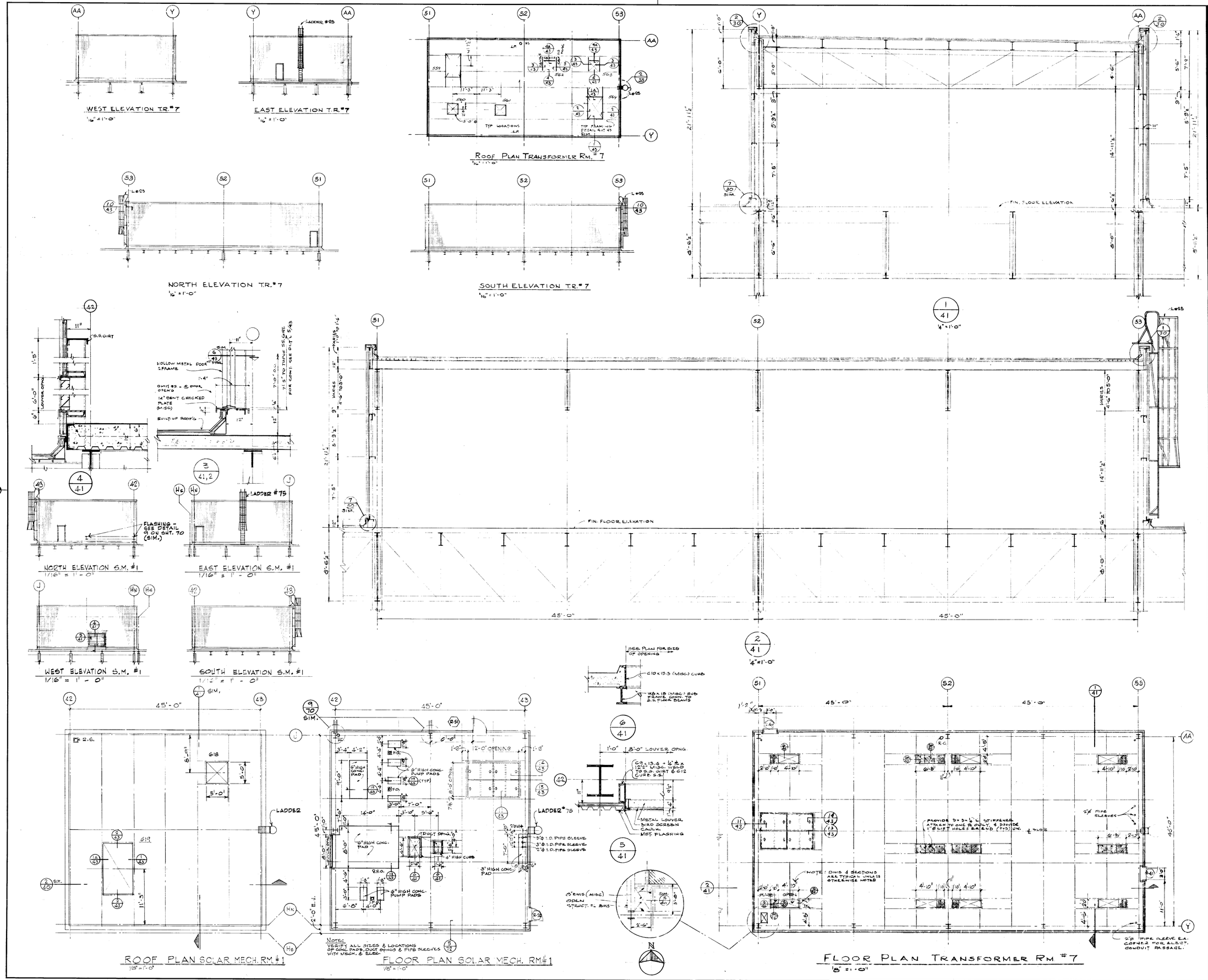

DATE	ISSUED FOR	APPROVAL	APPROVAL
3-8-77	STRUCTL REF		
3-23-77	PRIME MECH & ELECT. REF.		
4-7-77	METAL ROOF BLDG BID		
4-7-77	METAL SIDING BID		
4-18-77	FICE PROT. REF.		
5-19-77	ROOF BID		
5-20-77	SUBSOILS BIDS		
6-25-77	MISC STEEL BID		
8-26-77	ARCH BID		
9-27-77	PAINTING & PROTECTION BID		

NO.	DATE	BY	APPROVAL	APPROVAL
EFO 302	4-13-78	RM		
EFO 294	4-3-78	MK		
EFO 252	2-23-78	MK		
150-162	2-14-77	GN		
119C	11-7-77	RM		
EFO-146	11-16-77	NM		
103	10-12-77	RM		
28	7-1-77	F.B.		
61	7-7-77	MK		

REVISIONS

CONTRACT SIGNATURES

FOR THE OWNER

FOR THE CONTRACTOR

DRAWING CERTIFIED BY

REGISTERED

STATE

NUMBER

DATE

ARGONAUT

PLANT ENGINEERING AND CONSTRUCTION

MANUFACTURING STAFF

GENERAL MOTORS CORPORATION

DIVISION OF GENERAL MOTORS 485 WEST MILWAUKEE AVENUE • DETROIT, MICHIGAN

MANUFACTURING • ENGINEERING • REAL ESTATE • CONSTRUCTION MANAGEMENT

NEW MANUFACTURING PLANT

OKLAHOMA INDUSTRIES AUTHORITY

TENTATIVELY BY

GM ASSEMBLY DIVISION

GENERAL MOTORS CORPORATION

OKLAHOMA CITY OKLAHOMA

PROJECT TITLE

2 BAY TRANSFORMER ROOM PLANS & DETAILS

SHEET TITLE

OWNER'S IDENTIFICATION

DATE

DRAWN BY

JOB CAPT. C.J. BEISER

4500

P.E. & C. PROJECT NUMBER

41

SHEET NUMBER

ARGO 118 REV. 12-69 K&E 17 0133 2-74 1790+

PROJECT NO. SHEET NO.

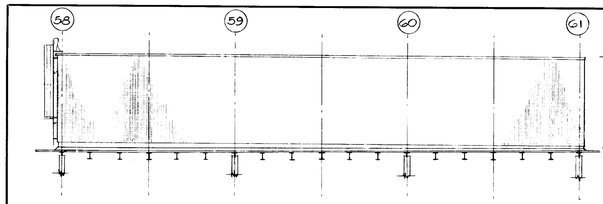

SOUTH ELEVATION TRANSFORMER RM. #8
1/16" = 1'-0"

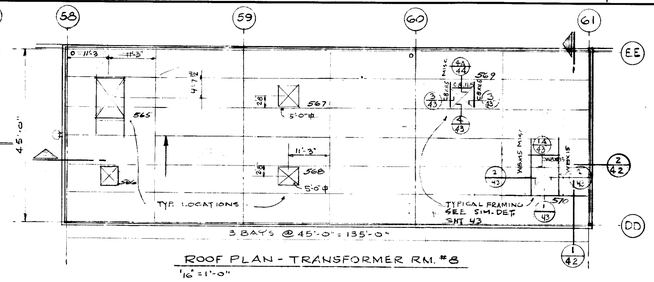

ROOF PLAN - TRANSFORMER RM. #8
1/16" = 1'-0"

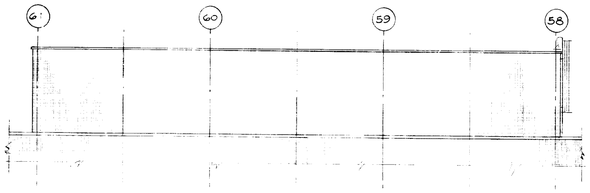

NORTH ELEVATION TRANSFORMER RM. #8
1/16" = 1'-0"

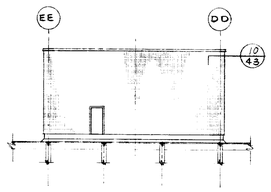

EAST ELEVATION TR. #8
1/16" = 1'-0"

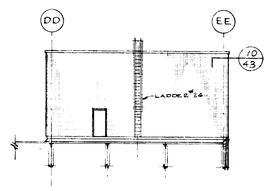

WEST ELEVATION TR. #8
1/16" = 1'-0"

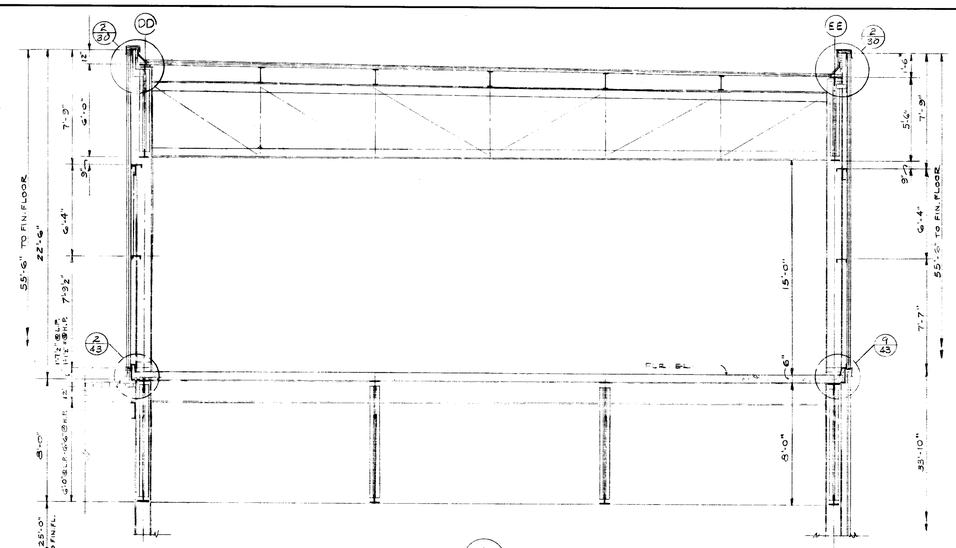

1/42
1/4" = 1'-0"

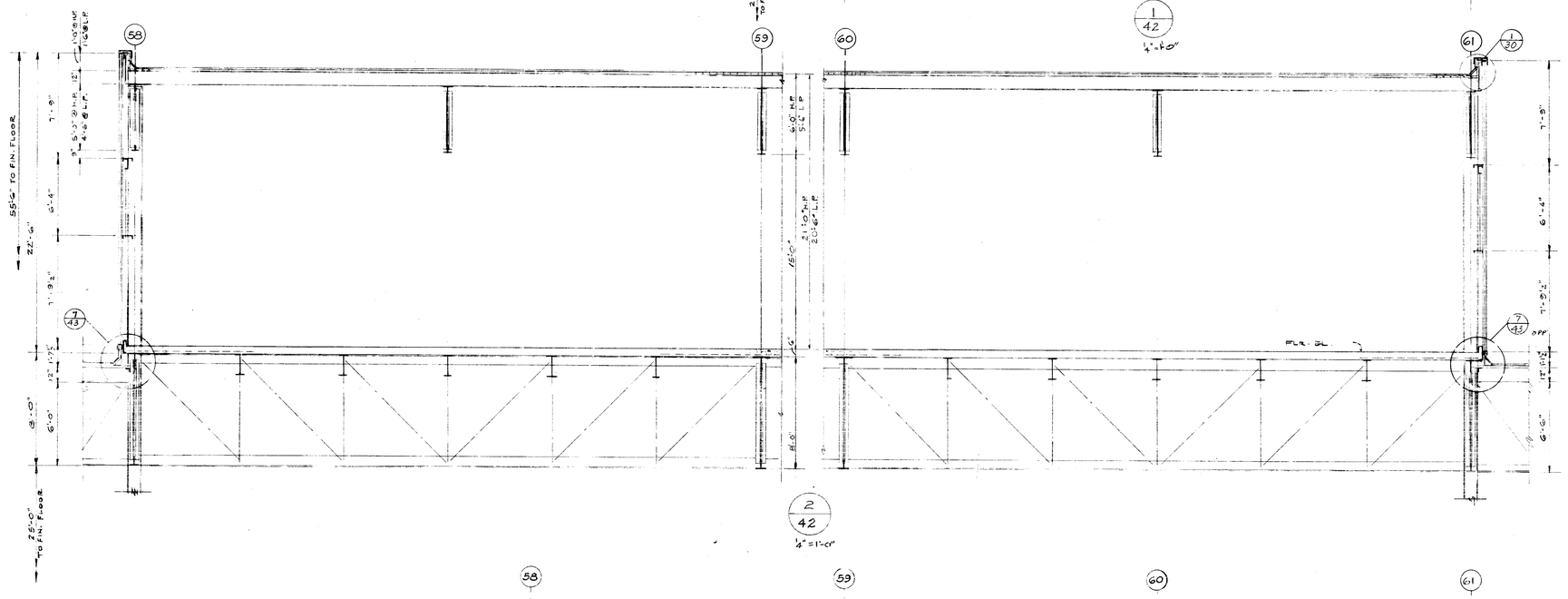

2/42
1/4" = 1'-0"

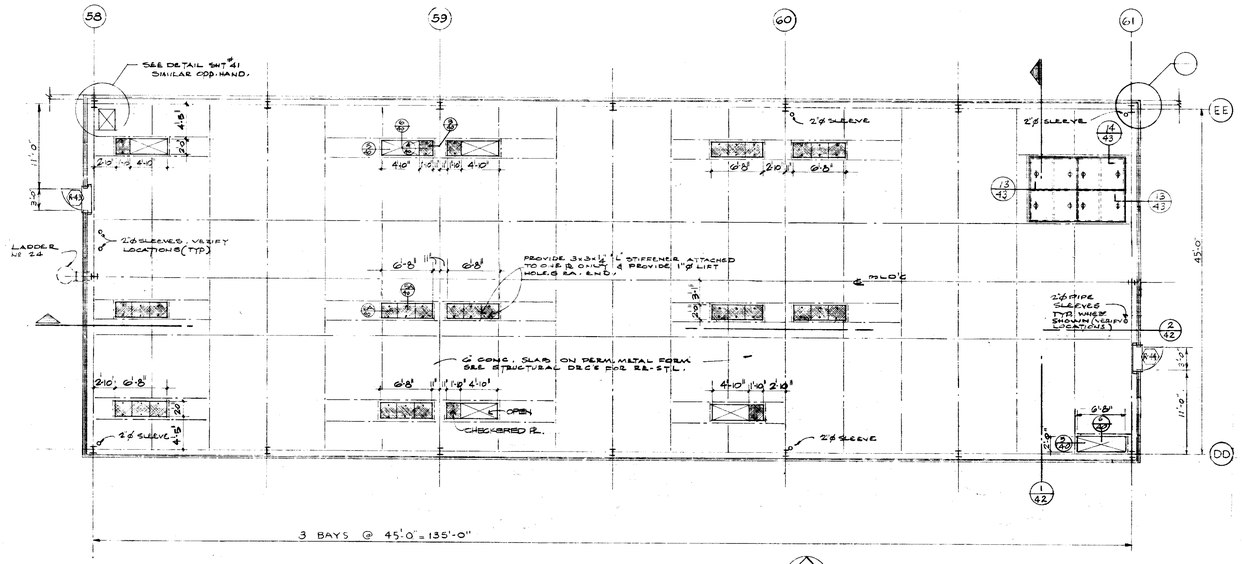

FLOOR PLAN TRANSFORMER RM #8
1/8" = 1'-0"

N

DATE	ISSUED FOR	APPROVAL	APPROVAL
3-8-77	STR. SIZE REF.		
3-23-77	PRIME MECH. & ELECT. REF.		
4-7-77	METAL ROOF BID		
4-7-77	METAL SIDING BID		
4-18-77	FIRE PROT. REF.		
5-19-77	ROOF BID		
5-20-77	SUSPECTED SLAB BID		
5-25-77	MISC STEEL BID		
5-26-77	MECH BID		
5-27-77	PAINTING & FINISHING BID		

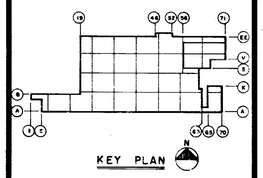

NO.	DATE	BY	APPROVAL	APPROVAL
E-6255	2-23-78	MK		
1196	11-7-77	RM		
103	10-12-77	RM		
88	9-1-77	FB		
61	7-7-77	MK		

REVISIONS

CONTRACT SIGNATURES

FOR THE OWNER

FOR THE CONTRACTOR

DRAWING CERTIFIED BY

REGISTERED

STATE

NUMBER

DATE

ARGONAUT
DIVISION OF GENERAL MOTORS

PLANT ENGINEERING AND CONSTRUCTION
MANUFACTURING STAFF
GENERAL MOTORS CORPORATION
485 WEST MILWAUKEE AVENUE & DETROIT, MICHIGAN
ARCHITECTURE & ENGINEERING & REAL ESTATE & CONSTRUCTION

NEW MANUFACTURING PLANT
FOR
OKLAHOMA INDUSTRIES AUTHORITY
TENANCY BY
G M ASSEMBLY DIVISION
GENERAL MOTORS CORPORATION
OKLAHOMA CITY OKLAHOMA

PROJECT TITLE

3 BAY TRANSFORMER ROOM..
PLAN & DETAILS.

SHEET TITLE

OWNER'S IDENTIFICATION

4500
P.E.&C. PROJECT NUMBER

DATE

DRAWN BY

JOB CAPT. ... PBERGER

42
SHEET NUMBER

K&E 17 0153 9-73 56579

PROJECT NO. SHEET NO.

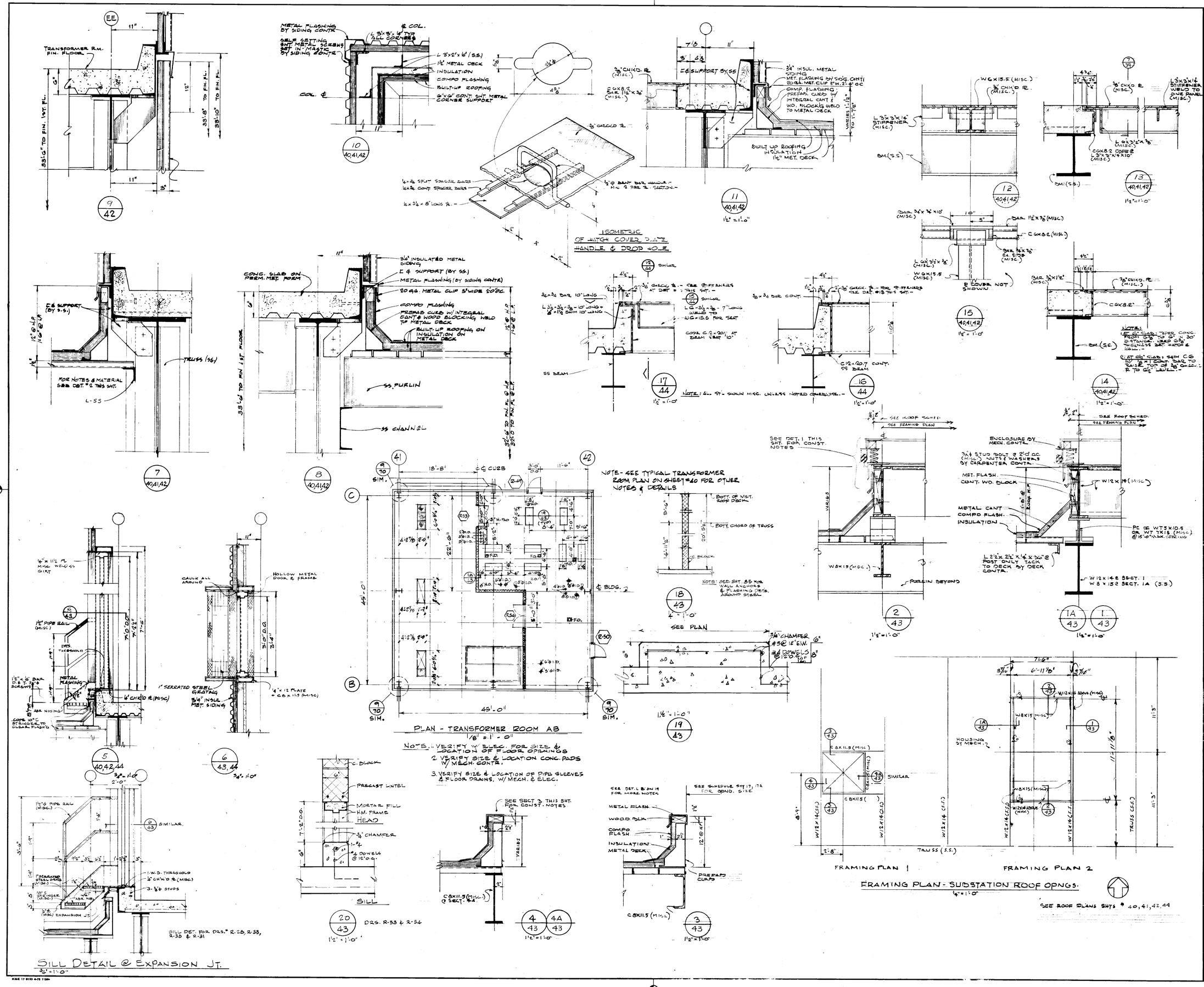

DATE	ISSUED FOR	APPROVAL	APPROVAL
3-8-77	STR. STL. REF.		R. J. Mead
3-23-77	PRIME MECH & ELECT. REF.		
4-7-77	METAL SIDING BID, ROOF BID		
4-7-77	METAL SIDING BID	R. J. Mead	
5-19-77	ROOF BID		
5-19-77	MISC SHT METAL BID		
5-20-77	SUPPORTED SLAB BID		R. J. Mead
5-25-77	MISC STEEL BID		
5-26-77	ARCH BID		
5-27-77	PAINTING & FIREPROOFING BID		

PROJECT NO. SHEET NO.

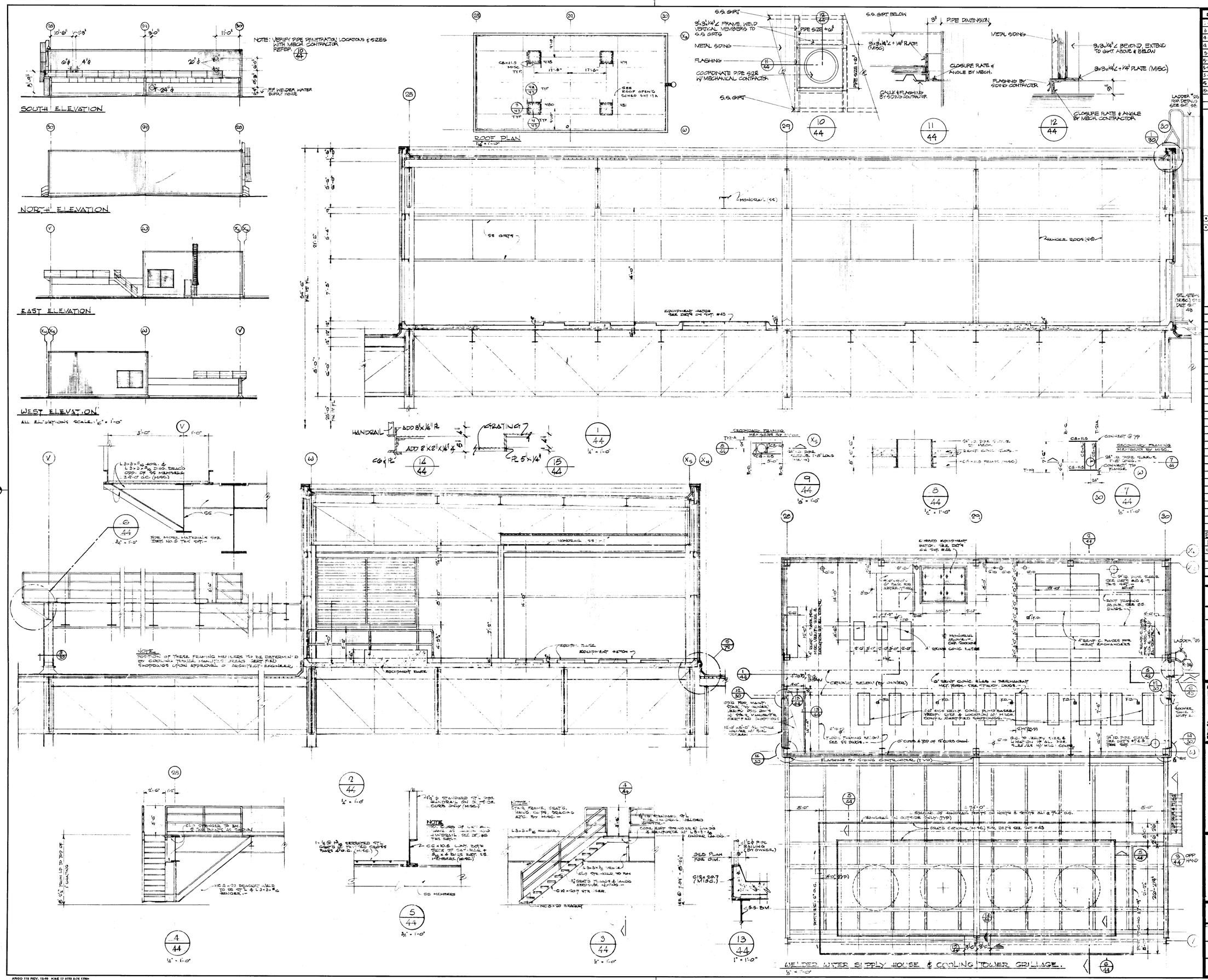

DATE	ISSUED FOR	APPROVAL	APPROVAL
2-8-77	PIPE BID SET		
2-23-77	PLUMB MECH	E. ELECT. CP	
4-7-77	METAL ROOF DECK BID		
4-7-77	METAL SIDING BID		
5-19-77	ROOF BID		
5-19-77	MISC SHT METAL BID		
5-24-77	PORCELAIN SLAB BID		
5-25-77	MISC STEEL BID		
5-26-77	ARCH BID		
6-27-77	PAINTING & FINISHING BID		

NO.	DATE	BY	APPROVAL	APPROVAL
E502/72	4-7-78	RM		
144	2-27-78	RM		
E501/0	1-11-78	MK		
1196	11-7-77	RM		
73	8-1-77	PB		
61	7-7-77	MK		

REVISIONS

CONTRACT SIGNATURES

FOR THE OWNER

FOR THE CONTRACTOR

DRAWING CERTIFIED BY

REGISTERED

STATE

NUMBER

DATE

ARGONAUT

PLANT ENGINEERING AND CONSTRUCTION

MANUFACTURING STAFF

GENERAL MOTORS CORPORATION

466 WEST MILWAUKEE AVENUE • DETROIT, MICHIGAN

ENGINEERING & CONSTRUCTION • A REAL ESTATE & CONSTRUCTION MANAGEMENT

NEW MANUFACTURING PLANT FOR OKLAHOMA INDUSTRIES AUTHORITY TENANCY BY

GM ASSEMBLY DIVISION

GENERAL MOTORS CORPORATION

OKLAHOMA CITY OKLAHOMA

PROJECT TITLE

WELDER WATER SUPL. PLAN & DETAILS

SHEET TITLE

OWNER'S IDENTIFICATION

4500

P. E. & C. PROJECT NUMBER

DATE

DRAWN BY

JOB CAPT. C. BEISEL

44

SHEET NUMBER

ARGO 118 REV. 12-69 K&E 17 0193 8-74 1790

PROJECT NO. SHEET NO.

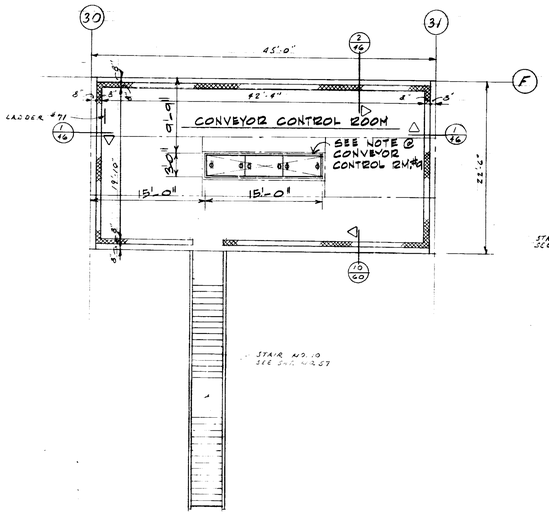

CONVEYOR CONTROL ROOM #13
SCALE: 1/8" = 1'-0"

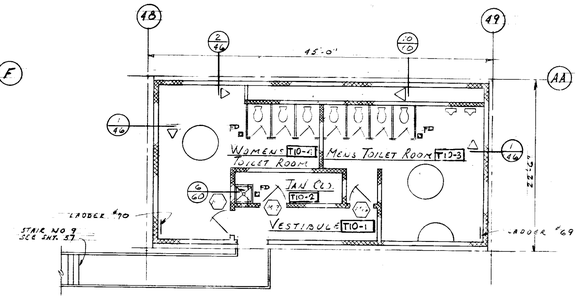

MEZZANINE TOILET ROOM #10
SCALE 1/8" = 1'-0"

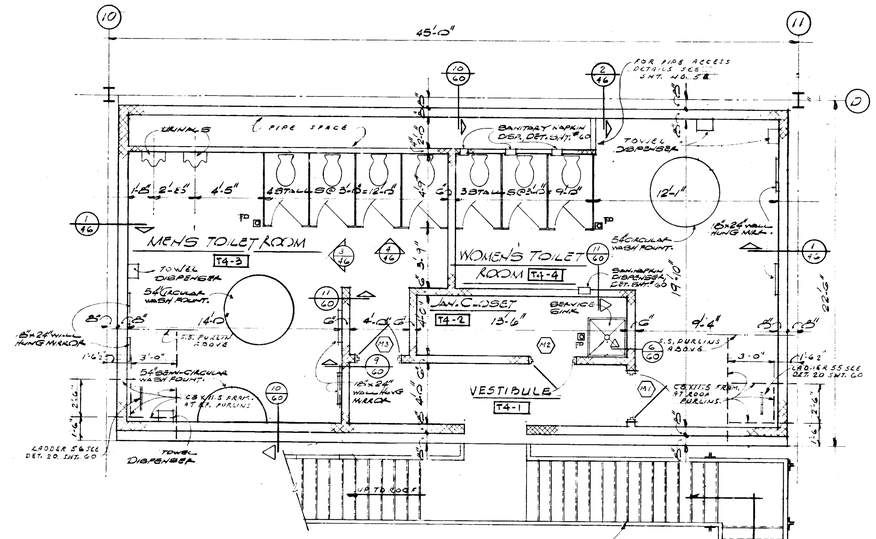

MEZZANINE TOILET ROOM #4
SCALE 1/8" = 1'-0"

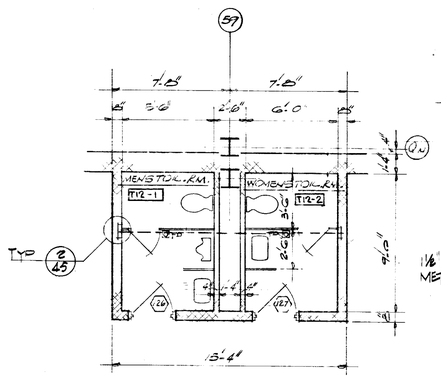

RECEIVING DOCK TOILET ROOM #12
SCALE 1/8" = 1'-0"

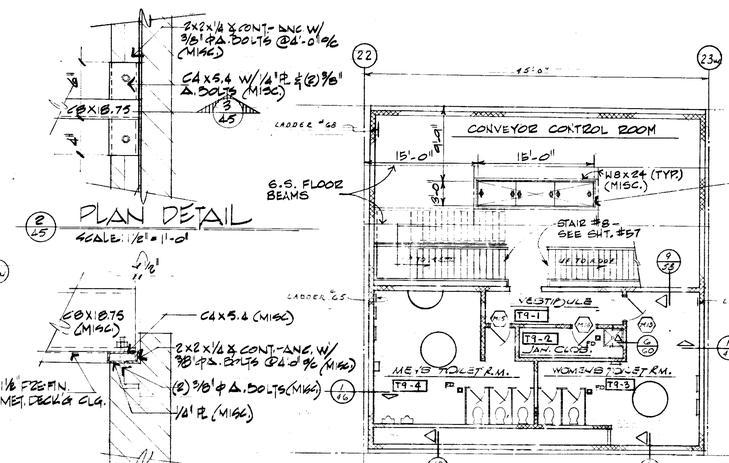

CONVEYOR CONTROL ROOM & MEZZANINE TOILET ROOM #9
SCALE 1/8" = 1'-0"

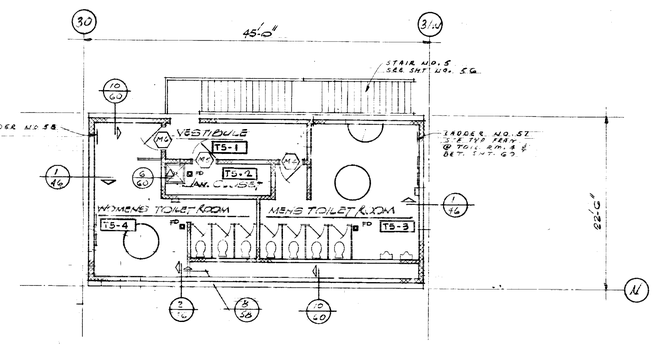

MEZZANINE TOILET ROOM #5
SCALE 1/8" = 1'-0"

NOTE
SHADED AREAS IN TOILET ROOMS T11-2, T11-3 T12-1 & T12-2 TO BE THIN-SET PAVER TILES SET IN WATERPROOF MASTIC

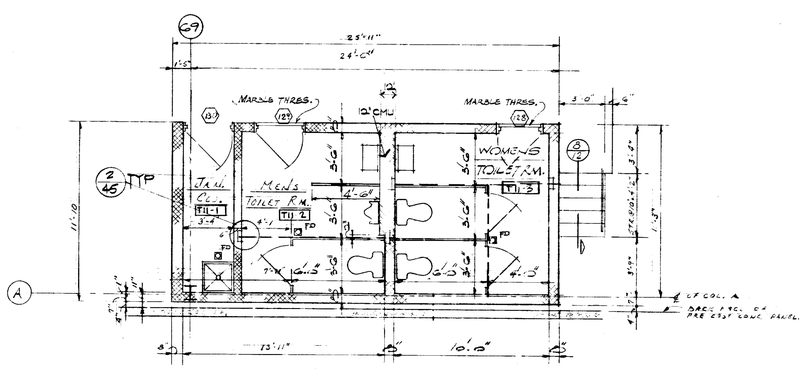

STORAGE BLDG. TOILET ROOM #11
SCALE 1/8" = 1'-0"

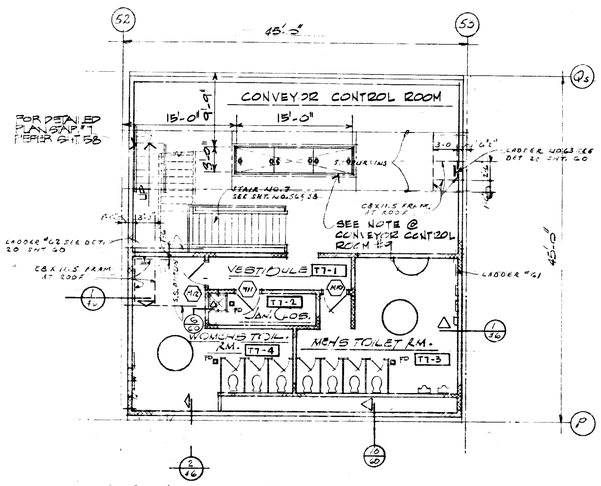

CONVEYOR CONTROL ROOM & MEZZANINE TOILET ROOM #7
SCALE 1/8" = 1'-0"

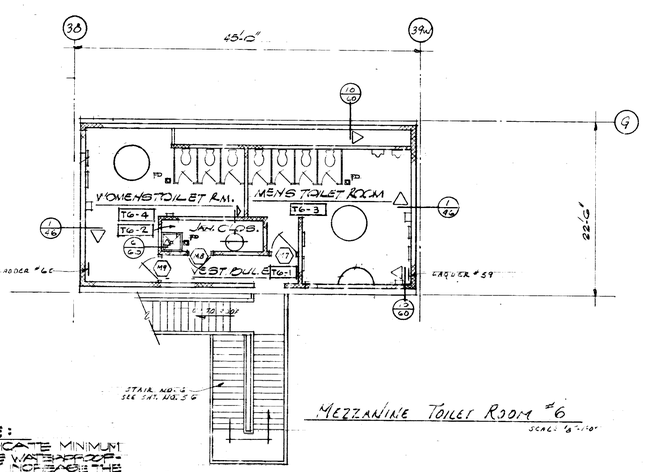

MEZZANINE TOILET ROOM #6
SCALE 1/8" = 1'-0"

GENERAL NOTE:
SHADED AREAS INDICATE MINIMUM AMOUNT OF MEMBRANE WATERPROOFING. CONTRACTOR MAY INCREASE THE AREA OF MEMBRANE WATERPROOFING TO INCLUDE THE VESTIBULES AT CONTR. OPTION

DATE	ISSUED FOR	APPROVAL	APPROVAL
3-23-77	PR ME MECH. & ELECT. REF.		
3-30-77	STRUC. REF.		
4-7-77	METAL BLDG. REF.		
5-20-77	SANITARY & STORM BID		
5-25-77	MISC. STEEL BID		
5-26-77	ARCH BID		
5-27-77	PLUMBING & FIRE PROTECTION BID		

NO.	DATE	BY	APPROVAL	APPROVAL
150 3/A	7-19-78	WD		
EFC 3/A	6-30-78	MK		
160	5-16-78	RM		
144	5-10-78	RM		
3	4-15-77	GB		
EFC 173	12-6-77	GN		
EFC 171	12-5-77	MK		
119 C	1-7-77	RM		
62	7-21-77	MK		
61	7-7-77	MK		
65 REF.	6-4-77	J.B.		
PC 14	5-4-77	R.K.		

REVISIONS

CONTRACT SIGNATURES

FOR THE OWNER

FOR THE CONTRACTOR

DRAWING CERTIFIED BY

REGISTERED

STATE

NUMBER

DATE

ARGONAUT
PLANT ENGINEERING AND CONSTRUCTION
MANUFACTURING STAFF
GENERAL MOTORS CORPORATION
DIV. OF GENERAL MOTORS & 485 WEST MILWAUKEE AVENUE & DETROIT, MICHIGAN
ARCHITECTURE & ENGINEERING & REAL ESTATE & CONSTRUCTION MANAGEMENT

NEW MANUFACTURING PLANT
FOR
OKLAHOMA INDUSTRIES AUTHORITY
TENANCY BY
GM ASSEMBLY DIVISION
GENERAL MOTORS CORPORATION
OKLAHOMA CITY OKLAHOMA

PROJECT TITLE

TOILET ROOM PLANS

SHEET TITLE

OWNER'S IDENTIFICATION

DATE

DRAWN BY

JOB CAPT.

4500
P. E. & C. PROJECT NUMBER

45
SHEET NUMBER

ARGO 118 REV. 12-69 K&E 17 0133 2-74 1750+

PROJECT NO. SHEET NO.

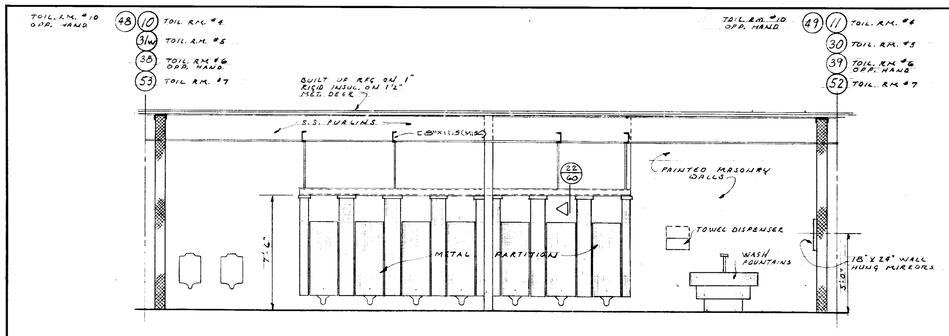

4 / 45-46
SCALE ¼"=1'-0"

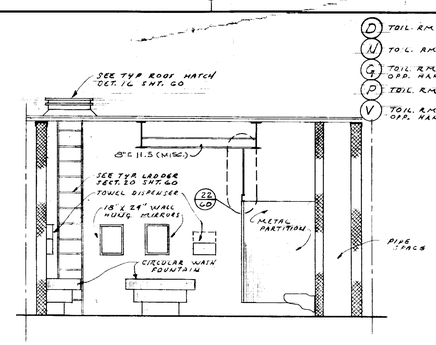

3 / 45
SCALE ¼"=1'-0"

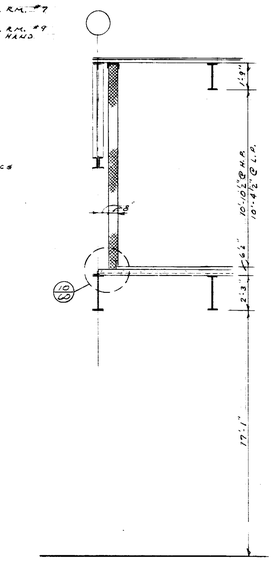

2 / 45-46
SCALE ¼"=1'-0"

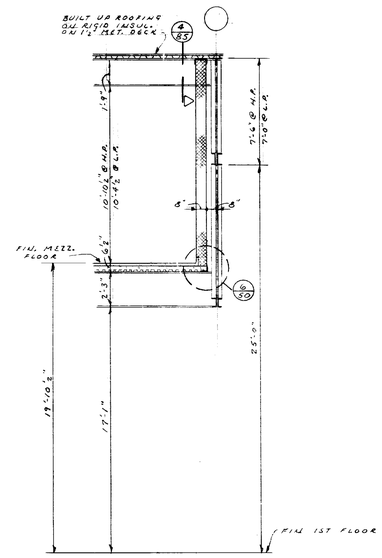

1 / 45-46
SCALE ¼"=1'-0"

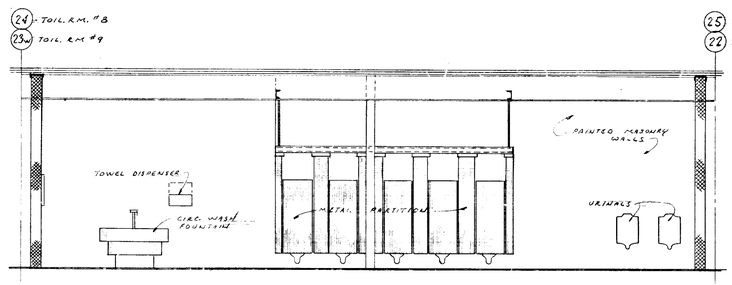

6 / 45
SCALE ¼"=1'-0"

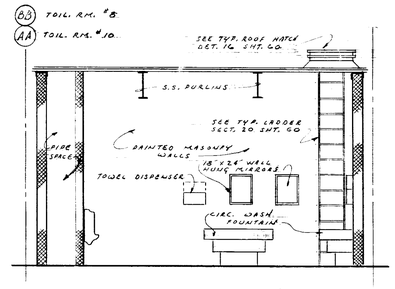

5 / 45-46
SCALE ¼"=1'-0"

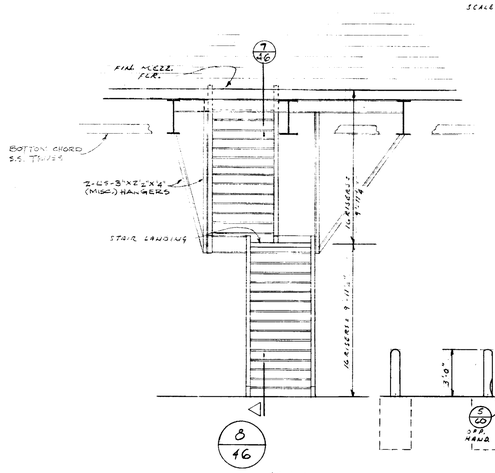

8 / 46
SCALE ¼"=1'-0"

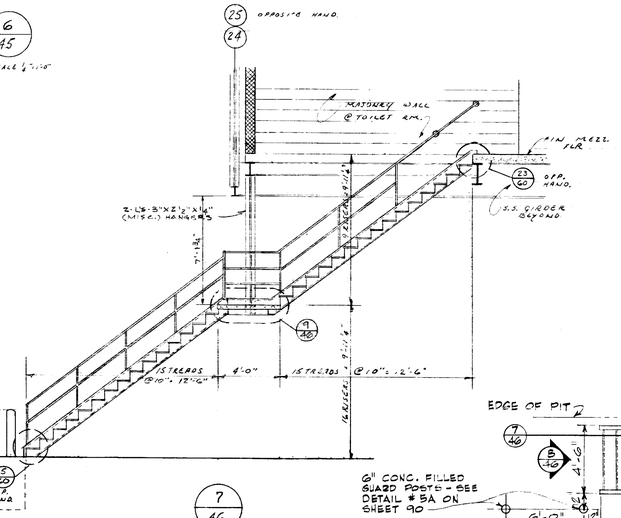

7 / 46
SCALE ¼"=1'-0"

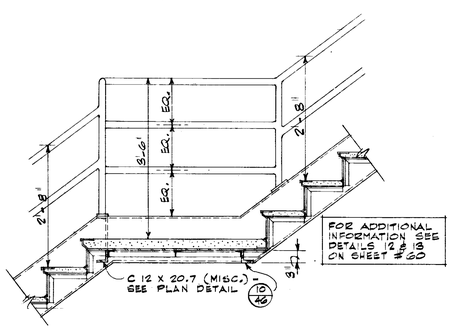

9 / 46 SECTION - LANDING @ STAIR #14 & 15
3/4" = 1' - 0"

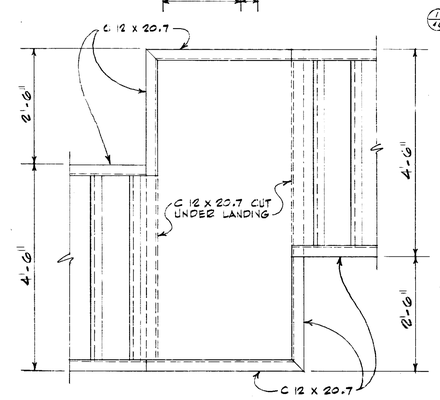

10 / 46 PLAN - LANDING @ STAIR #14 (STAIR #15 OPP. HAND)
3/4" = 1' - 0"

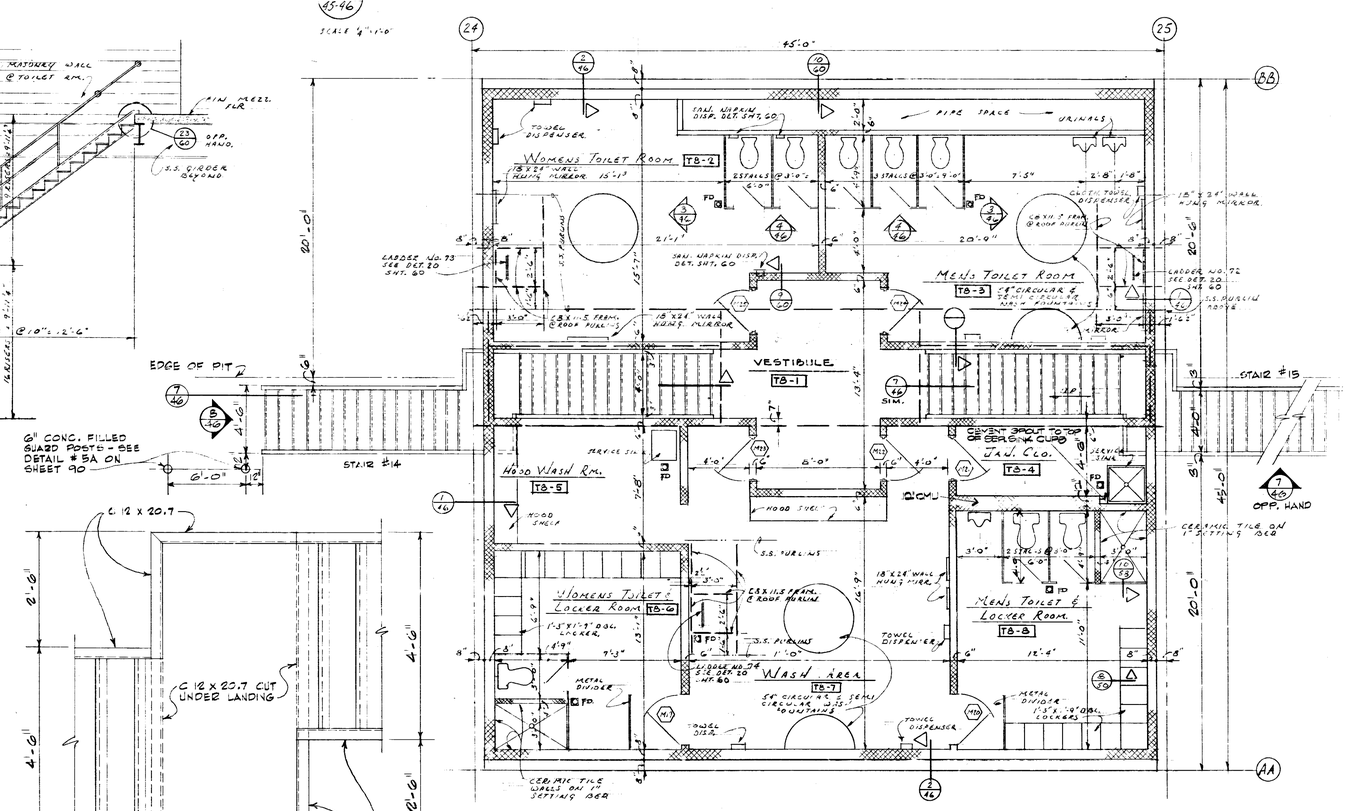

MEZZANINE TOILET ROOM #3
SCALE ¼"=1'-0"

GENERAL NOTES:
SHADED AREAS INDICATE MINIMUM AMOUNT OF MEMBRANE WATERPROOFING. CONTRACTOR MAY INCREASE THE AREA OF MEMBRANE WATERPROOFING TO INCLUDE THE VESTIBULES. (AT CONTR. OPTION)

DATE	ISSUED FOR	APPROVAL	APPROVAL
3-10-77	STR. STL. REV.		
3-23-77	PRIME MECH. & ELECT. REF.		
4-7-77	MECH. FLOOR DEF. BID		
5-26-77	SUPPLEM. SUBMITTAL		
5-25-77	MISC. STEEL BID		
5-26-77	ARCH BID		
6-27-77	PAINTING & FINISHING BID		

NO.	DATE	BY	APPROVAL	APPROVAL
160	8-15-73	RM		
81	2-15-77	GB		
EPD-105	11-22-77	GN		
1196	11-7-71	C.M.		
61	7-7-77	M.K.		
63 RSH	5-9-77	T.G.V.		
90-93	5-16-77	R.S.		

REVISIONS

CONTRACT SIGNATURES
FOR THE OWNER
FOR THE CONTRACTOR

DRAWING CERTIFIED BY
REGISTERED
STATE
NUMBER
DATE

ARGONAUT DIVISION OF GENERAL MOTORS
PLANT ENGINEERING AND CONSTRUCTION
MANUFACTURING STAFF
GENERAL MOTORS CORPORATION
485 WEST MILWAUKEE AVENUE • DETROIT, MICHIGAN
DESIGN • ENGINEERING • REAL ESTATE • CONSTRUCTION MANAGEMENT

NEW MANUFACTURING PLANT
FOR
OKLAHOMA INDUSTRIES AUTHORITY
TENANCY BY
GM ASSEMBLY DIVISION
GENERAL MOTORS CORPORATION
OKLAHOMA CITY OKLAHOMA

PROJECT TITLE

MEZZ. TOILET RM. #8
PLAN & DETAILS

SHEET TITLE

OWNER'S IDENTIFICATION
4500
P. E. & C. PROJECT NUMBER
DATE
DRAWN BY
JOB CAPT.
46
SHEET NUMBER

ARGO 118 REV. 12-69 K&E 17 0193 8-74 1790+

PROJECT NO. SHEET NO.

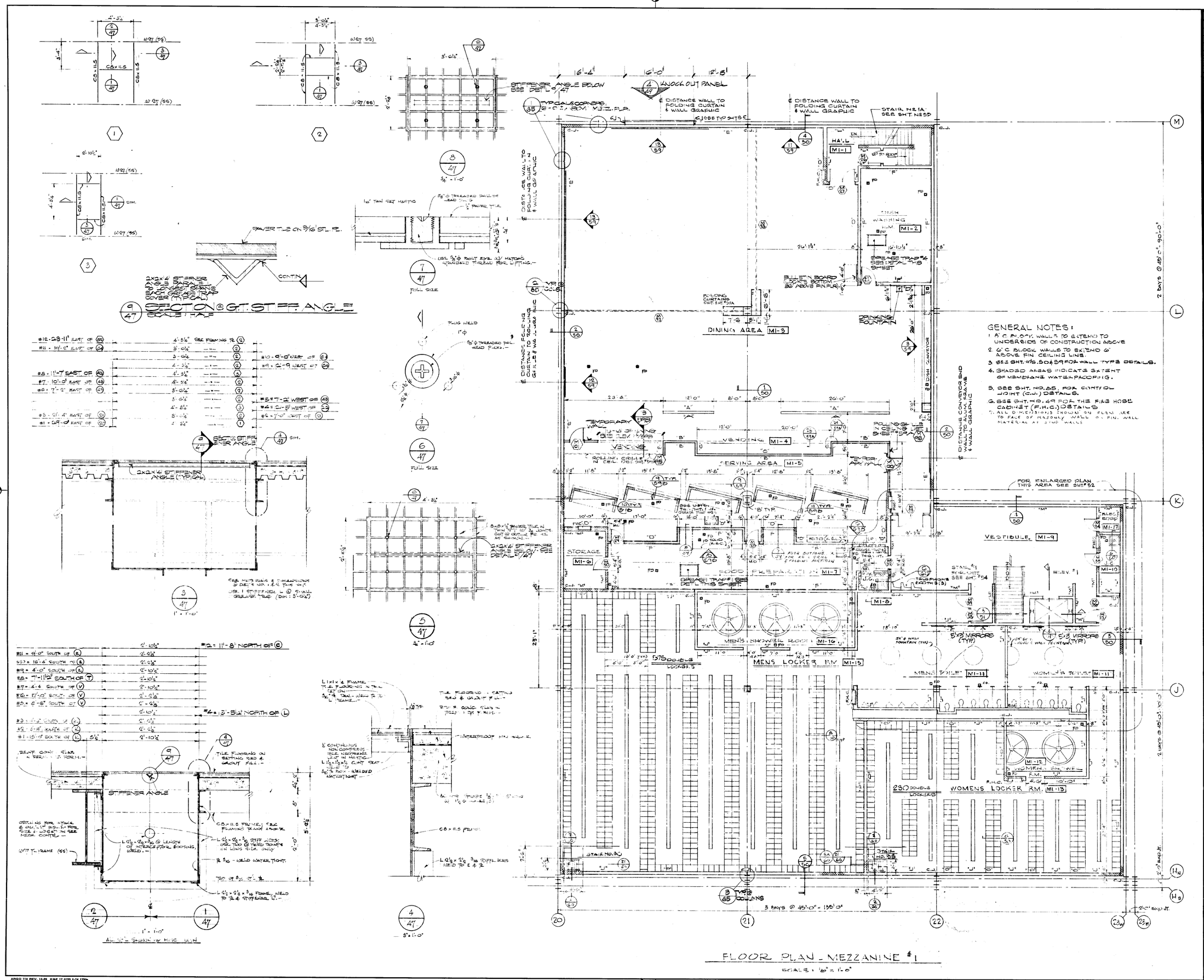

DATE	ISSUED FOR	APPROVAL	APPROVAL
3-23-77	PRIME MECH. & ELECT. REF.		
3-21-77	KALISSON REF.		
4-7-77	METAL DECK BID		
4-7-77	METAL STAIRS BID		
4-7-77	PRECAST PANEL BID		
5-25-77	SUBGRADE SLAB BID		
5-25-77	MISC. STEEL BID		
5-26-77	MECH. BID		
6-27-77	PRINTING & PUBLISHING BID		

NO.	DATE	BY	APPROVAL	APPROVAL
406	1-22-79	RB		
623	7/13/78	RB		
623	7-13-78	RB		
623	6-3-78	RM		
60	6-6-78	RM		
624	8/28/78	RB		
624	8/28/78	RB		
506	7-5-78	RB		
151	1-22-78	RB		
1112	11-7-77	RM		
RC-115	10-11-77	RM		
110	7-6-77	PB		
61	7-7-77	RC		
RC-62	6-14-77	RC		
DRES	6-13-77	RC		
RC-14	5-4-77	MW		

REVISIONS

CONTRACT SIGNATURES	DRAWING CERTIFIED BY
FOR THE OWNER	REGISTERED STATE NUMBER
FOR THE CONTRACTOR	DATE

PLANT ENGINEERING AND CONSTRUCTION
MANUFACTURING STAFF
ARGONAUT
DIVISION OF GENERAL MOTORS CORPORATION
ARCHITECTURE & ENGINEERING & REAL ESTATE & CONSTRUCTION SERVICES
400 WEST MILWAUKEE AVENUE & DETROIT, MICHIGAN

NEW MANUFACTURING PLANT
FOR
OKLAHOMA INDUSTRIES AUTHORITY
TENANCY BY
GM ASSEMBLY DIVISION
GENERAL MOTORS CORPORATION
OKLAHOMA CITY OKLAHOMA

PROJECT TITLE

MEZZANINE # 1
PLAN

SHEET TITLE

OWNER'S IDENTIFICATION

4500
P. E. & C. PROJECT NUMBER

DATE

DRAWN BY

JOB CAPT.

47
SHEET NUMBER

ARGO 118 REV. 12-69 K&E 17 0153 2-74 1750+

PROJECT NO. SHEET NO.

NOTES

1. 8" C.BLOCK WALLS TO EXTEND TO UNDERSIDE OF CONSTRUCTION ABOVE.
2. 6" C.BLOCK WALLS TO EXTEND 6" ABOVE FINISH CEILING LINE.
3. SEE SHT. NO'S. 50 & 51 FOR WALL TYPE DETAILS.
4. SHADED AREAS INDICATE LOCATION OF MEMBRANE WATERPROOFING.
5. SEE SHT. NO. 85 FOR CONTROL JOINT (C.J.) DETAILS.
6. SEE SHT. NO. 49 FOR FIRE HOSE CABINET (F.H.C.) DETAILS.
7. SEE SHT. NO. 50 FOR METAL PARTITION TYPES.

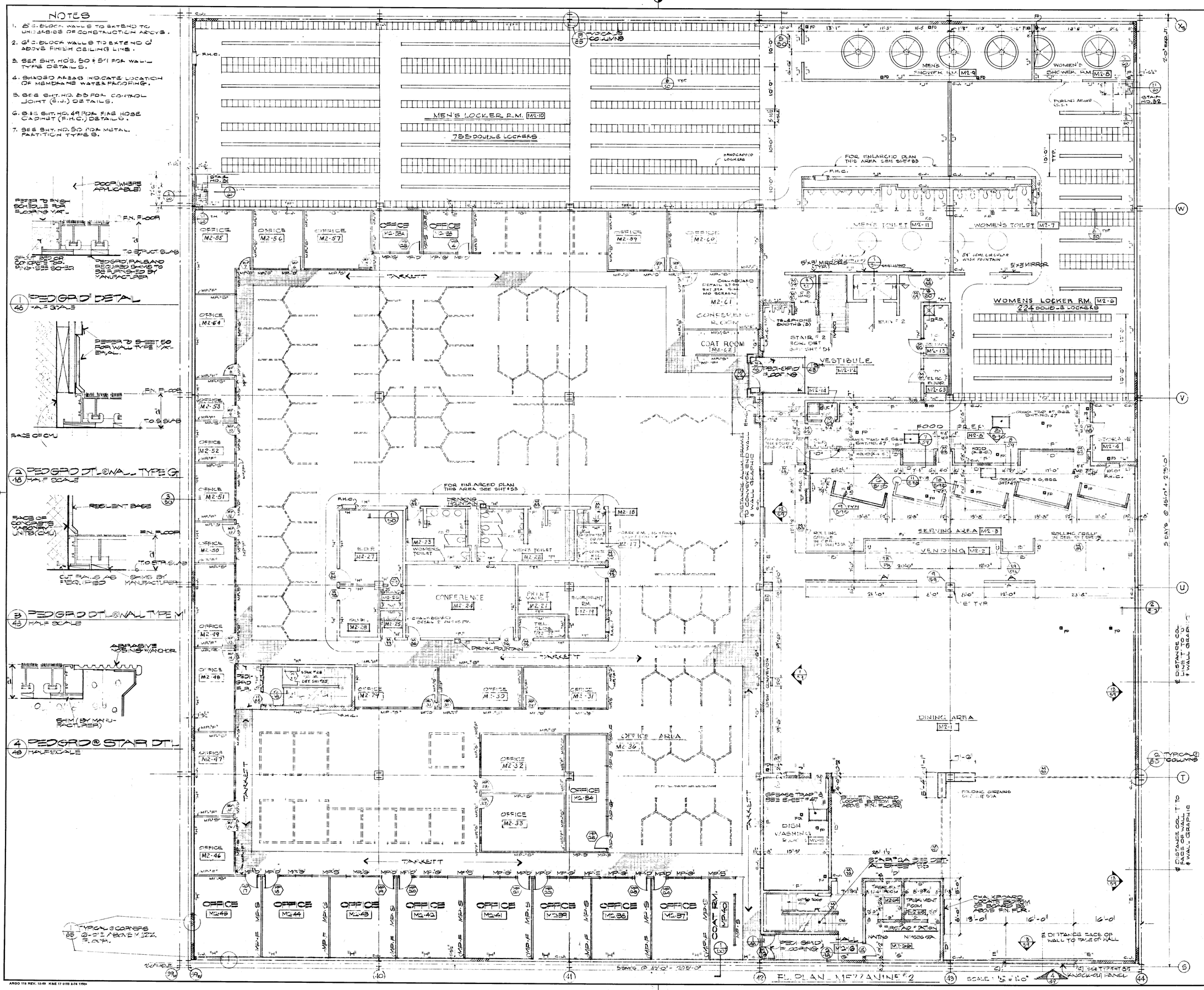

DATE	ISSUED FOR	APPROVAL	APPROVAL
2-8-77	CH. PL. EQP.		
2-23-77	PRIME MECH. & ELECT. REP.		
3-21-77	CH. SIGN REP.		
4-7-77	ELEC. & MECH. BID		
[illegible]	MECHAL STRUCT. BID		
4-7-77	PLAST. SANITY BID		
3-29-77	SUPPORTING STEEL BID		
5-25-77	MISC. STEEL BID		
5-26-77	ARCH BID		
5-27-77	PARTITION & FINISH BID		

NO.	DATE	BY	APPROVAL	APPROVAL
1	11-22-78	SB		
2	11/9/78	SB		
3	7-6-78	SB		
4	5-31-78	ZM		
5	5-15-78	ZM		
6	3/15/78	ZM		
7	3-6-78	SB		
8	2-13-78	SB		
9	1-27-78	SB		
10	1-25-78	SB		
11	12-5-78	SB		
12	11-7-77	ZM		
13	10-21-77	ZM		
14	9-27-77	SB		
15	7-7-77	MK		
16	6-16-77	RS		
17	6-8-77	RC		
18	5-9-77	[illegible]		

REVISIONS

CONTRACT SIGNATURES

FOR THE OWNER

FOR THE CONTRACTOR

DRAWING CERTIFIED BY

REGISTERED

STATE

NUMBER

DATE

ARGONAUT

PLANT ENGINEERING AND CONSTRUCTION

MANUFACTURING STAFF

DIVISION OF GENERAL MOTORS • 465 WEST MILWAUKEE AVENUE • DETROIT, MICHIGAN

ARCHITECTURE • ENGINEERING • REAL ESTATE • CONSTRUCTION MANAGEMENT

MANUFACTURING PLANT

OKLAHOMA INDUSTRIES AUTHORITY

TENANT BY

G M ASSEMBLY DIVISION

GENERAL MOTORS CORPORATION

OKLAHOMA CITY OKLAHOMA

PROJECT TITLE

MEZZANINE # 2 PLAN

SHEET TITLE

OWNER'S IDENTIFICATION

PROJECT NUMBER 4500

DATE

DRAWN BY

JOB CAPT.

SHEET NUMBER 48

ARGO 118 REV. 12-69 K&E 17 0133 2-74 1750+

PROJECT NO. SHEET NO.

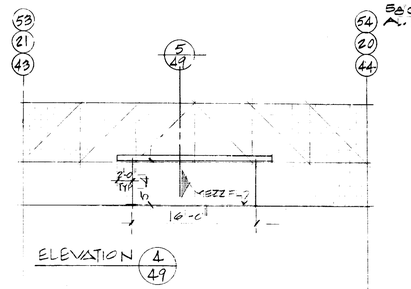

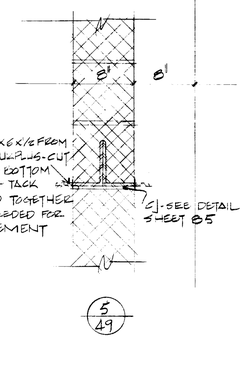

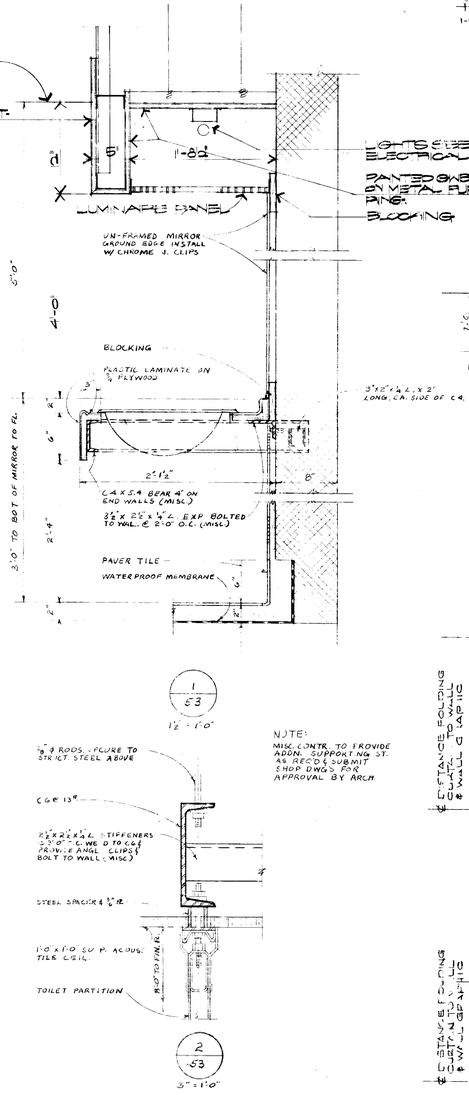

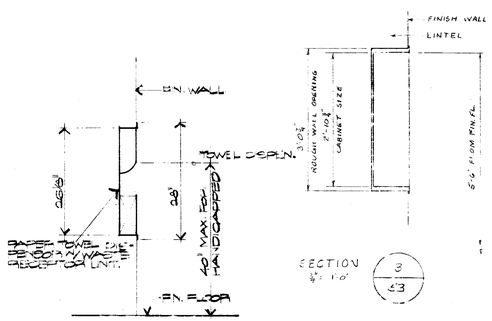

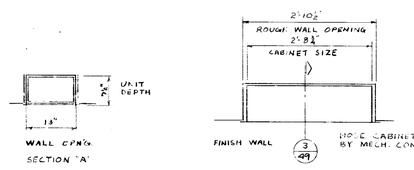

TYPICAL PLAN SECTION AT TOWEL DISPENSER & RECEPTICAL

TYPICAL SECTION OF FIRE HOSE CABINET WITH HAND EXTINGUISHER

3/8" = 1'-0"

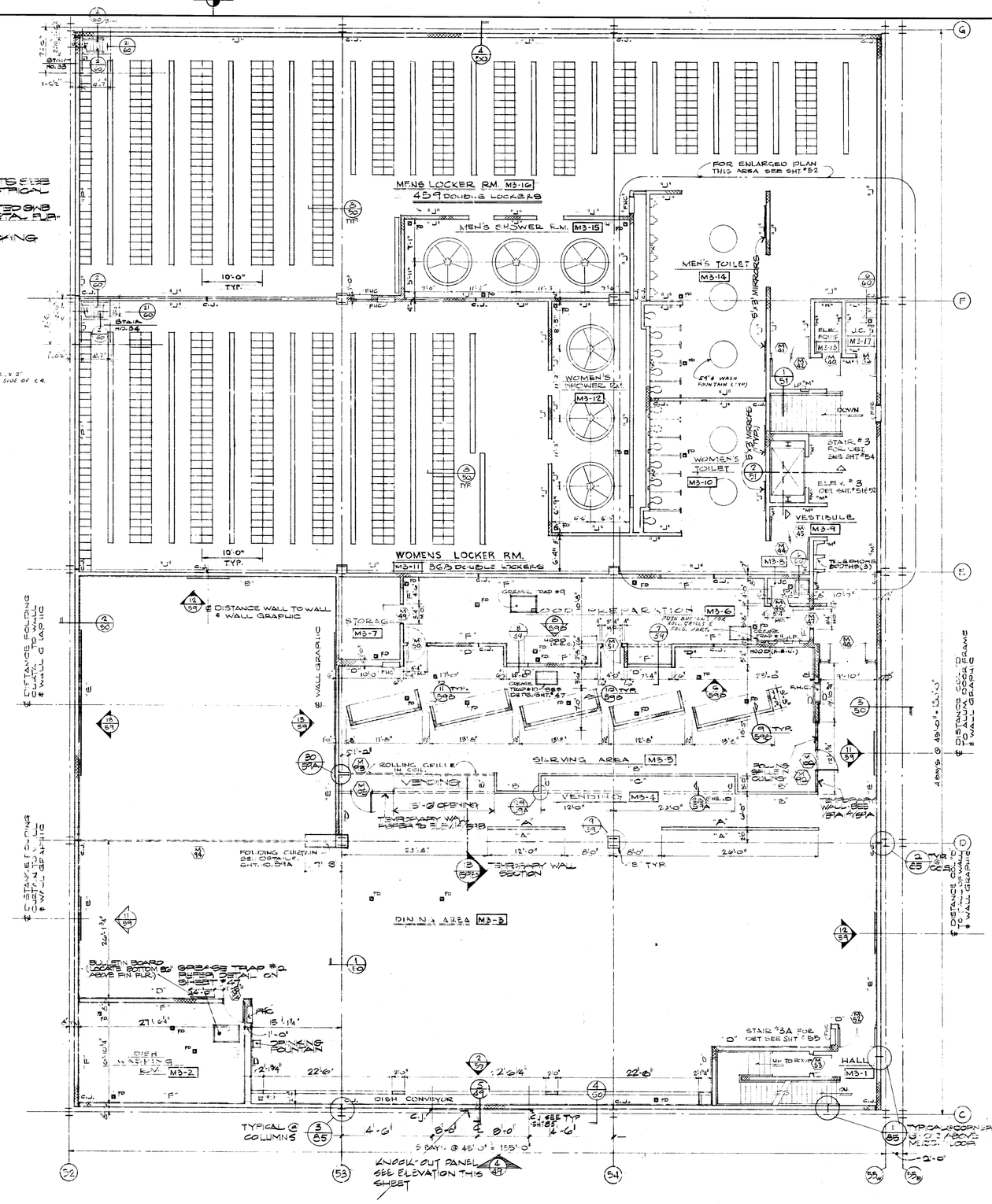

FLOOR PLAN - MEZZANINE #3

SCALE: 1/8" = 1'-0"

GENERAL NOTES:

1. 8" C. BLOCK WALLS TO EXTEND TO UNDERSIDE OF CONSTRUCTION ABOVE.
2. 6" C. BLOCK TO EXTEND 6" ABOVE FIN. CEILING LINE.
3. SEE SHT. #50 & #59 FOR WALL-TYPE DETAILS.
4. SHADED AREAS INDICATE LOCATION OF MEMBRANE WATERPROOFING.
5. SEE SHT. NO. 85 FOR CONTROL JOINT (C.J.) DETAILS.
6. SEE SHT. NO. 49 FOR THE FIRE HOSE CABINET (F.H.C.) DETAILS.
7. SEE SHT. #47 FOR GREASE TRAP DETAILS.
8. VERIFY SIZE AND LOCATION OF ALL LIGHTING PANELS (L.P.) WITH THE ELECTRICAL CONTR.

NO.	DATE	BY	APPROVAL	APPROVAL

PROJECT NO. SHEET NO.

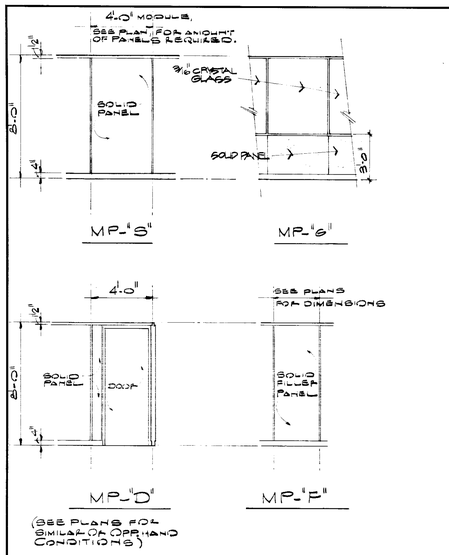

METAL PARTITION TYPES

SCALE-1/4"=1'-0"

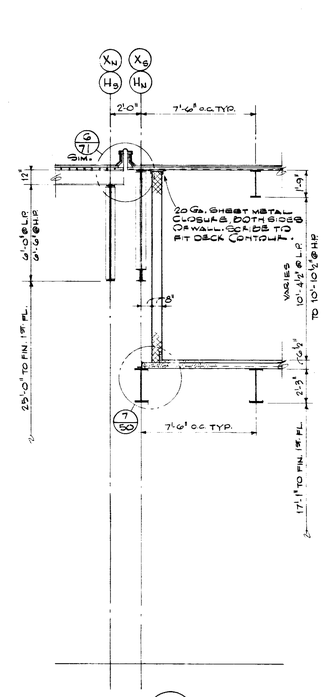

5 / 47 48 / 4748

1/4"=1'-0"

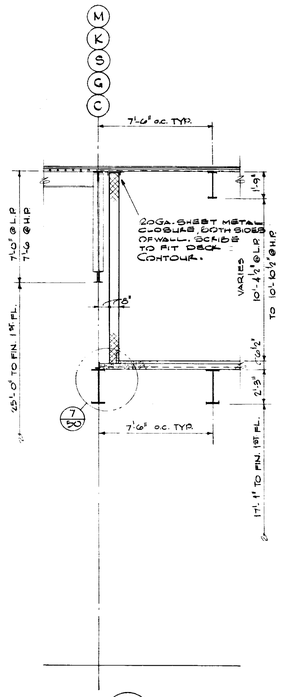

4 / 47 48 49

1/4"=1'-0"

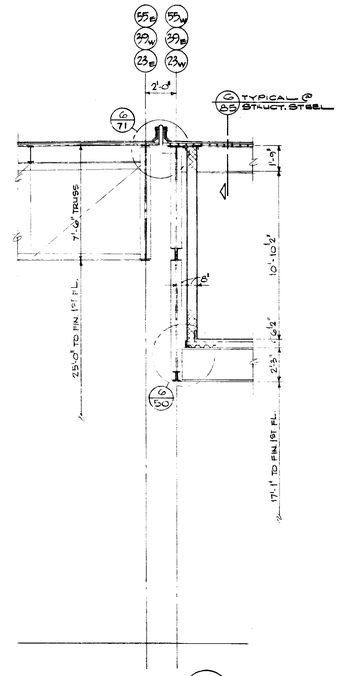

3 / 47 48 49

1/4"=1'-0"

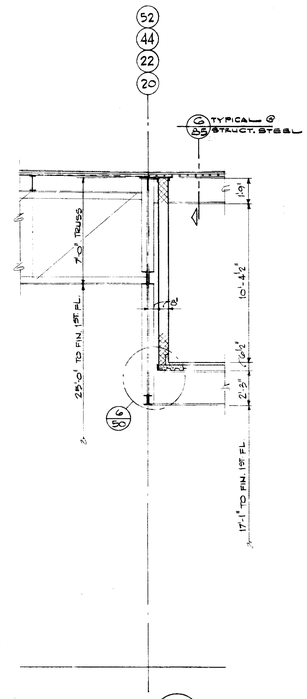

2 / 47 48 49

1/4"=1'-0"

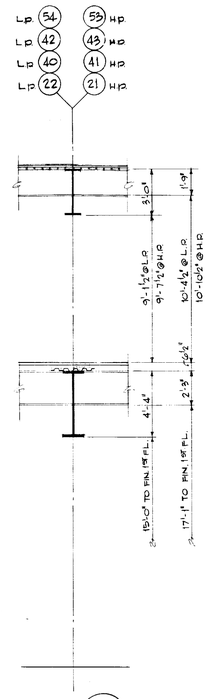

1 / 47 48 49

1/4"=1'-0"

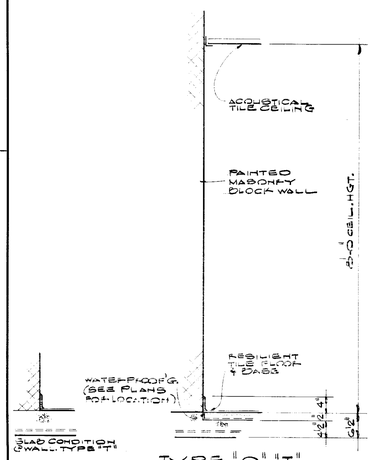

TYPE "S", "T"

3/4"=1'-0"

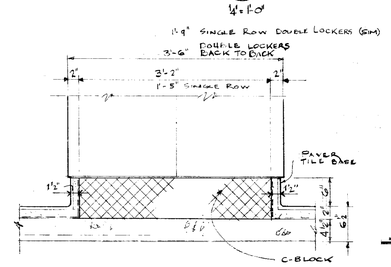

TYPICAL LOCKER BASE

8 / 47 48 49

1"=1'-0"

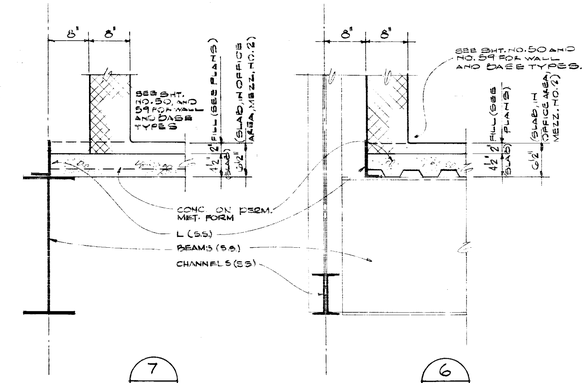

7 / 50

1"=1'-0"

6 / 50

1"=1'-0"

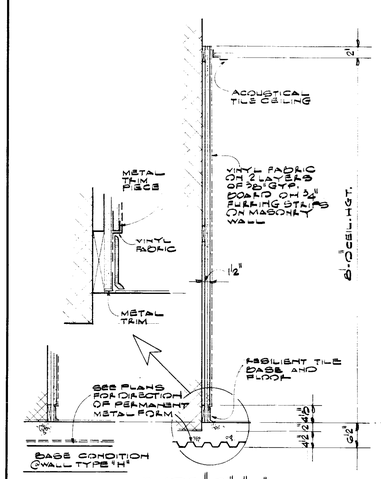

TYPE "G", "H"

3/4"=1'-0"

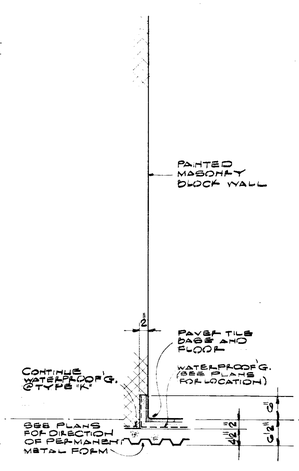

TYPE "J", "K"

3/4"=1'-0"

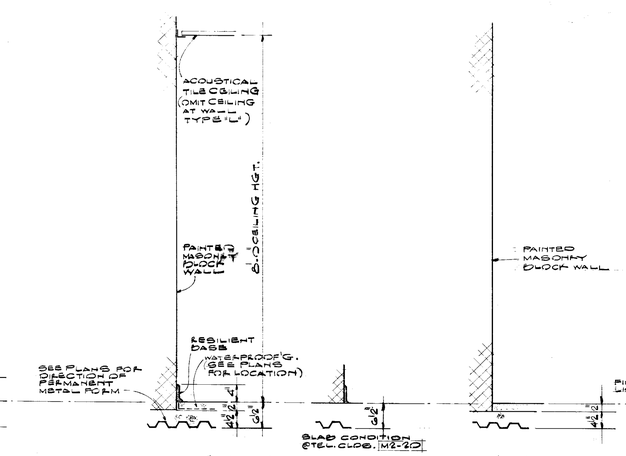

TYPE "L", "M"

3/4"=1'-0"

TYPE "N"

3/4"=1'-0"

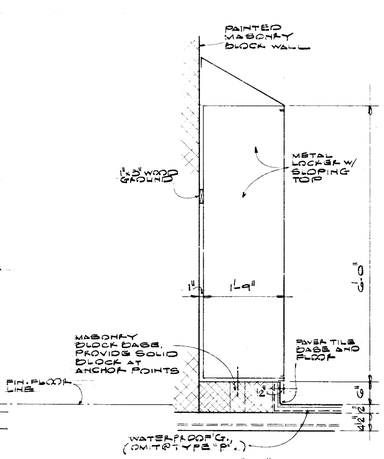

TYPE "O", "P"

3/4"=1'-0"



TYPE "R"

3/4"=1'-0"

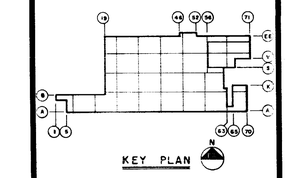

DATE	ISSUED FOR	APPROVAL	APPROVAL
3-8-77	PRELIM. REV.		
3-23-77	PRIMF. MECH. & ELECT. REF.		
4-7-77	METAL ROOF DECK BID		
5-26-77	SUBJECT. SUBMITTAL		
5-26-77	ARCH BID		
5-27-77	PARTITION & FINISHING BID		

NO.	DATE	BY	APPROVAL	APPROVAL
1160	5-5-76	RM		
1196	11-7-77	RM		
5-0015	10-31-77	GN		
90	9-6-77	PB		
61	7-7-77	VK		
8,45	6-16-77	R.S.		
25,26	6-9-77	R.S.		

REVISIONS

CONTRACT SIGNATURES

FOR THE OWNER

FOR THE CONTRACTOR

DRAWING CERTIFIED BY

REGISTERED

STATE

NUMBER

DATE

ARGONAUT REALTY DIVISION OF GENERAL MOTORS CORPORATION

PLANT ENGINEERING AND CONSTRUCTION

MANUFACTURING STAFF

NEW MANUFACTURING PLANT FOR OKLAHOMA INDUSTRIES AUTHORITY TENANCY BY

GM ASSEMBLY DIVISION

GENERAL MOTORS CORPORATION

OKLAHOMA CITY OKLAHOMA

PROJECT TITLE

MEZZANINE DETAILS

SHEET TITLE

OWNER'S IDENTIFICATION

DATE

DRAWN BY

JOB CAPT.

4500

P.E. & C. PROJECT NUMBER

50

SHEET NUMBER

ARGO 118 REV. 12-69 K&E 17 0153 2-74 1750+

PROJECT NO. SHEET NO.

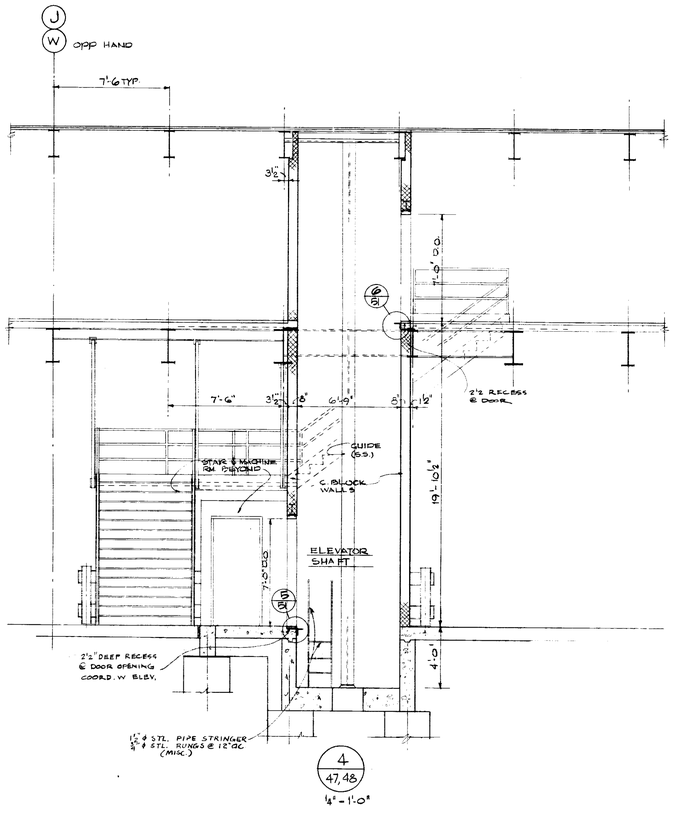

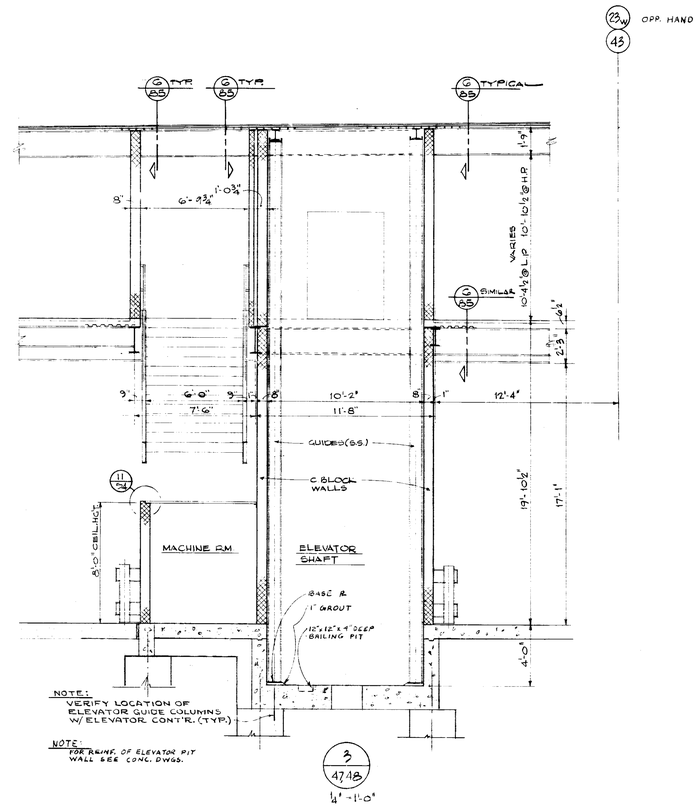

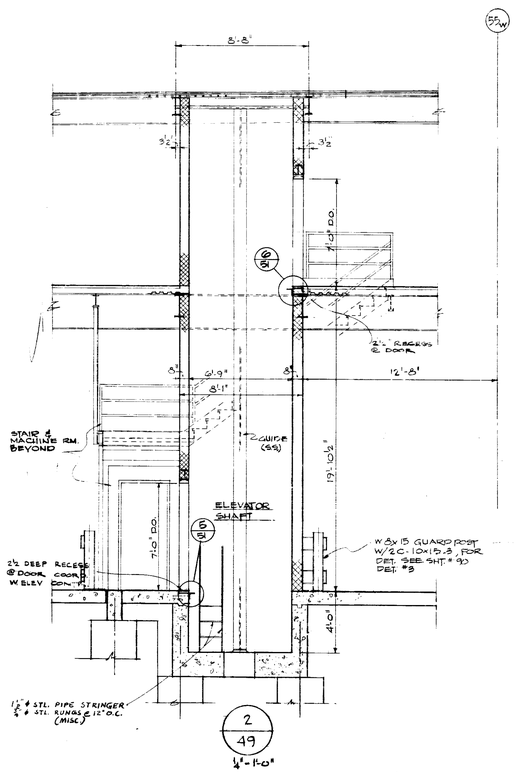

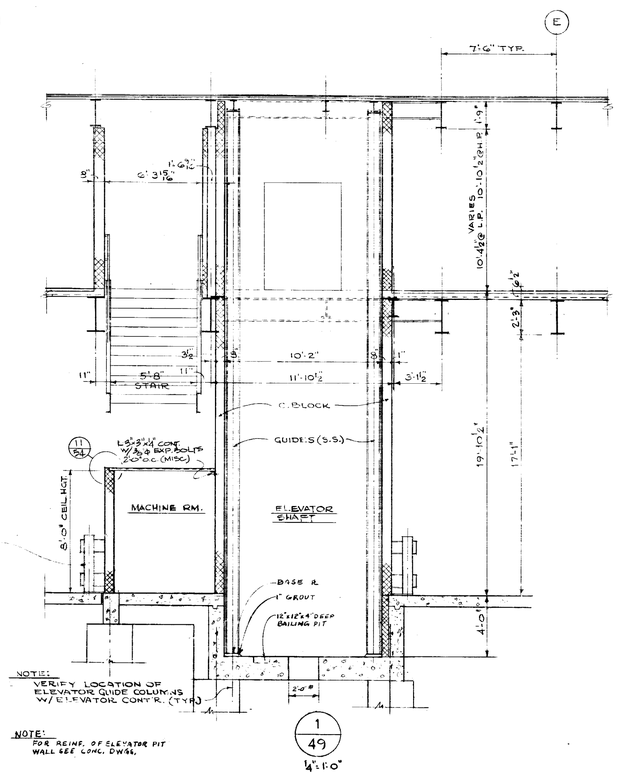

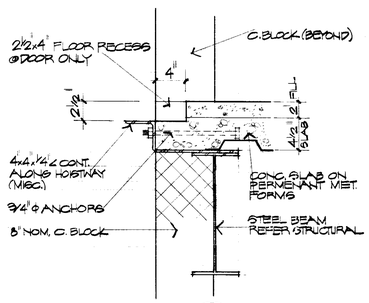

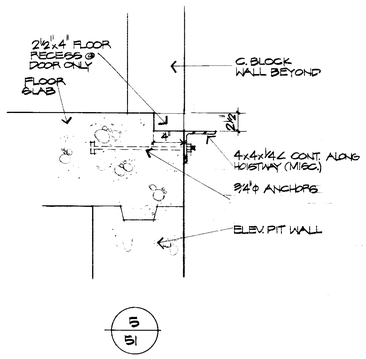

DATE	ISSUED FOR	APPROVAL	APPROVAL
2-14-77	ELEVATOR BIDS		
2-23-77	STR. STL. REF.		
2-25-77	MECH U.G. REF		
3-23-77	PRIME MECH. & ELECT. REF.		
3-21-77	CAISSON REF.		
4-7-77	Metal Bldg. Bid		
4-18-77	FIRE PROT. REF		
4-28-77	1st Fl. Conc. Bid		
5-10-77	Supports Slab Bid		
5-25-77	Misc Steel Bid		
5-26-77	ARCH BID		
5-27-77	Painting & Finishing Bid		

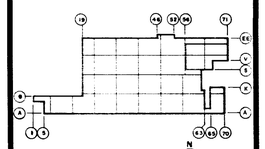

NO.	DATE	BY	APPROVAL	APPROVAL
SR #27	6-1-78	ZM		
1176	11-7-77	ZM		
RC-115	10-31-77	G.N.		
70	8-1-77	PB		
61	7-7-77	MK		
RC-51	6-20-77	R.S.		
RC-55	6-16-77	R.S.		
RS 88	6-9-77	TWW		

REVISIONS

CONTRACT SIGNATURES

FOR THE OWNER

FOR THE CONTRACTOR

DRAWING CERTIFIED BY

REGISTERED

STATE

NUMBER

DATE

ARGONAUT

PLANT ENGINEERING AND CONSTRUCTION

MANUFACTURING STAFF

STATE OF MICHIGAN CORPORATION

DIVISION OF GENERAL MOTORS • 485 WEST MILWAUKEE AVENUE • DETROIT, MICHIGAN

ARCHITECTURE • ENGINEERING • REAL ESTATE • CONSTRUCTION SERVICES

NEW MANUFACTURING PLANT

IN

OKLAHOMA INDUSTRIES AUTHORITY

TENANCY BY

GM ASSEMBLY DIVISION

GENERAL MOTORS CORPORATION

OKLAHOMA CITY OKLAHOMA

PROJECT TITLE

ELEVATOR SECTIONS

SHEET TITLE

OWNER'S IDENTIFICATION

4500

P. E. & C. PROJECT NUMBER

DATE

DRAWN BY

JOB CAPT.

51

SHEET NUMBER

ARGO 118 REV. 12-69 K&E 17 0193 5-74 1750+

PROJECT NO. SHEET NO.

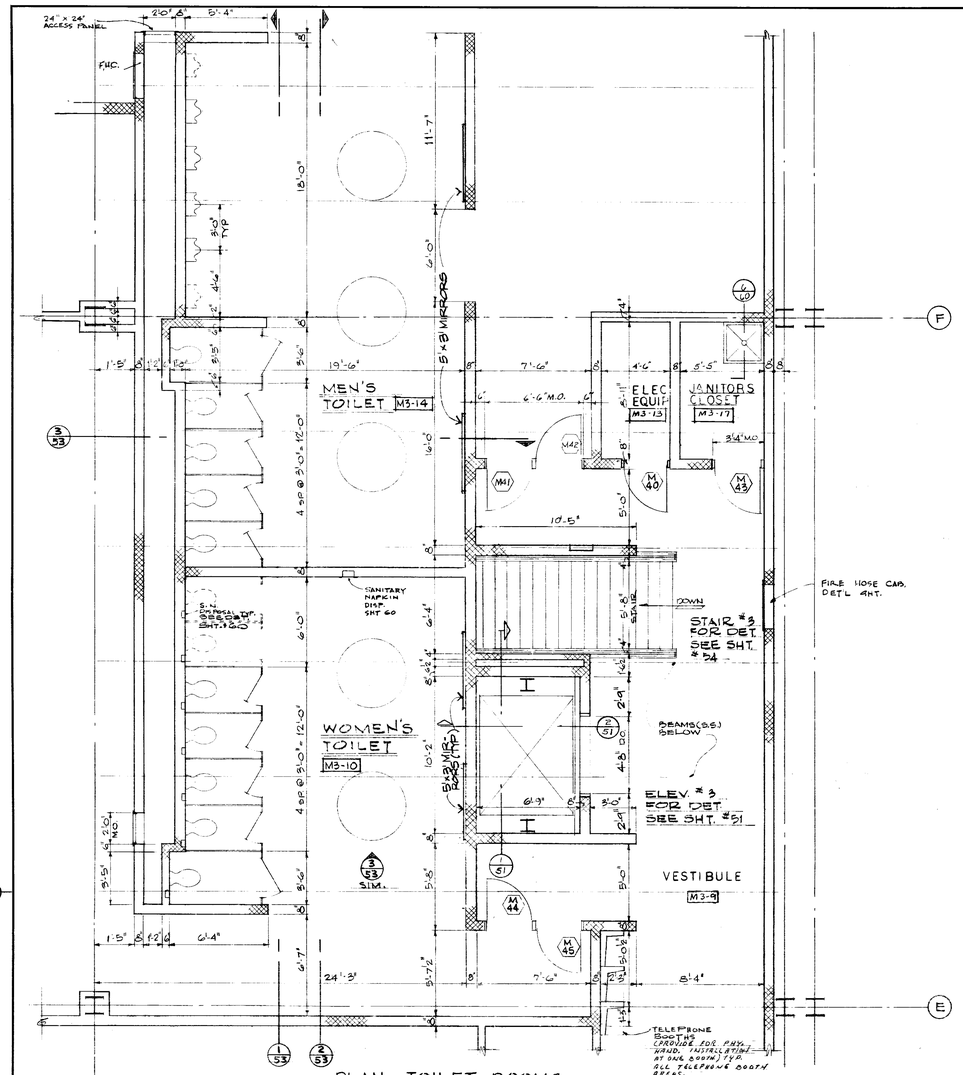

PLAN ~ TOILET ROOMS
AT MEZZANINE #3

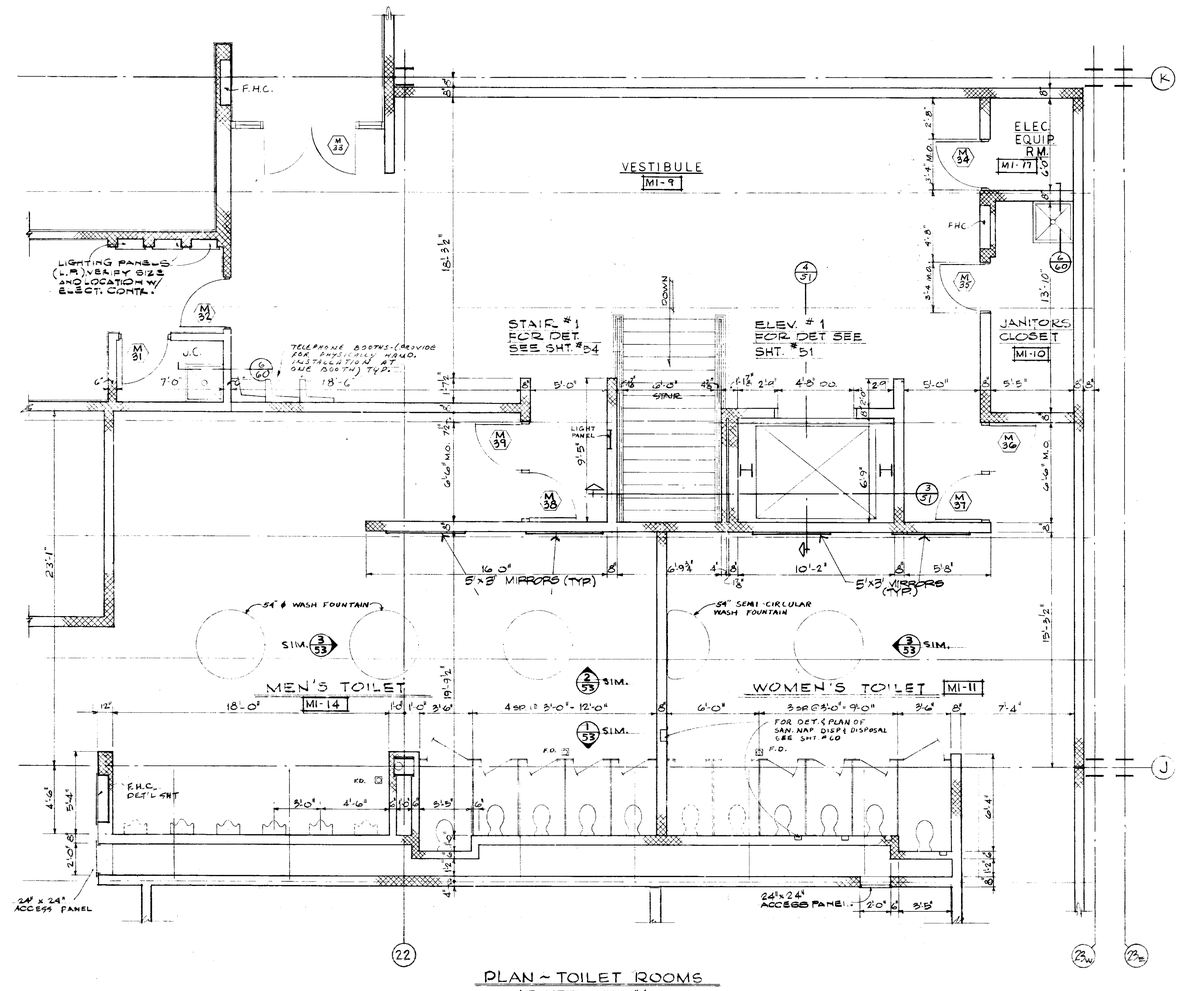

PLAN ~ TOILET ROOMS
AT MEZZANINE #1

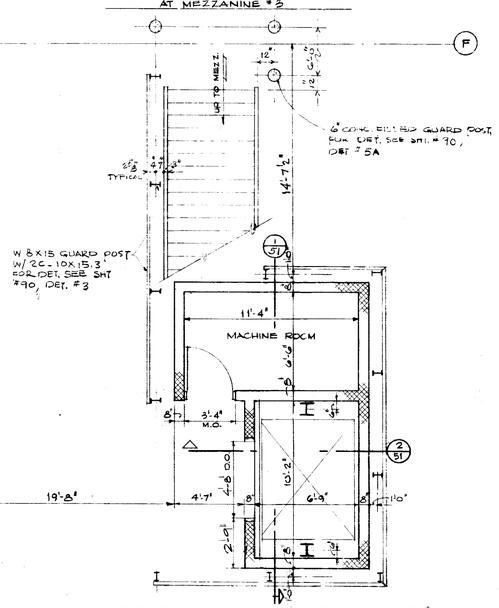

FIRST FLOOR PLAN - ELEVATOR #3

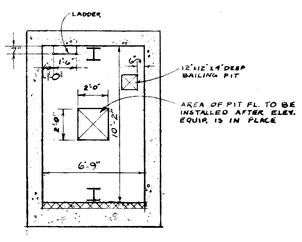

PIT PLAN - ELEVATOR #3

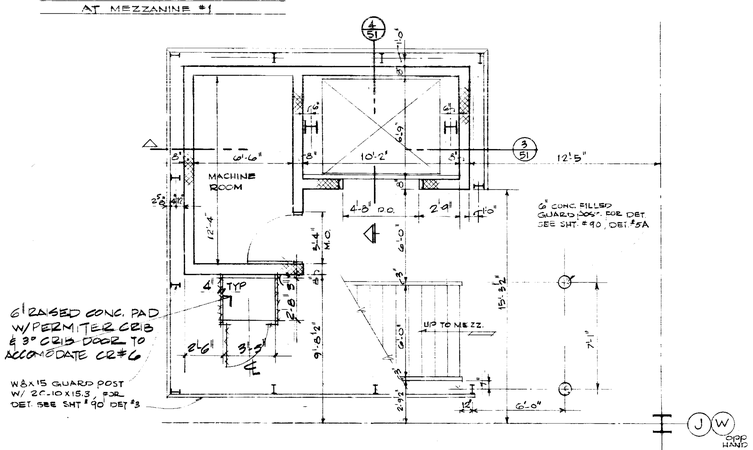

FIRST FLOOR PLAN - ELEVATOR #1 & #2
PLAN - ELEVATOR #2 OPP HAND

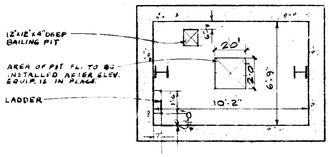

PIT PLAN - ELEVATOR #1 & #2

DATE	ISSUED FOR	APPROVAL	APPROVAL
2-14-77	EL. VAULT DIVG.		
3-8-77	STR. STL. REF.		
2-28-77	MECH U.G. REF.		
3-23-77	PRIM. & MECH. & ELECT. REF.		
4-7-77	MECH. & ELEC BID		
4-28-77	1st Fl. Conc. BID		
5-20-77	SUPPORTED SLAB BID		
5-25-77	MISC. STEEL BID		
5-26-77	ARCH BID		
5-27-77	PAINTING & FINISHING BID		

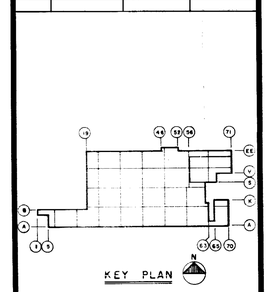

NO.	DATE	BY	APPROVAL	APPROVAL
BR 432	10/13/71	SB		
EC 1304	6-15-78	RM		
EC 1337	6-7-78	RM		
1160	5-15-78	RM		
1190	11-7-77	RM		
PC-115	10-31-77	GN		
70	3-1-77	F.B		
61	7-7-77	MK		
PC #51	6-20-77	R.G.		
PC #53	6-16-77	R.G.		
PC 263	6-9-77	TRM		
PC #63	5-16-77	R.G.		

REVISIONS

CONTRACT SIGNATURES

FOR THE OWNER

FOR THE CONTRACTOR

DRAWING CERTIFIED BY

REGISTERED

STATE

NUMBER

DATE

PLANT ENGINEERING AND CONSTRUCTION
MANUFACTURING STAFF
ARGONAUT REALTY DIVISION OF GENERAL MOTORS CORPORATION 485 WEST MILWAUKEE AVENUE • DETROIT, MICHIGAN
ARCHITECTURE • ENGINEERING • REAL ESTATE • CONSTRUCTION MANAGEMENT

NEW MANUFACTURING PLANT
FOR
OKLAHOMA INDUSTRIES AUTHORITY
ENTRACT BY
GM ASSEMBLY DIVISION
GENERAL MOTORS CORPORATION
OKLAHOMA CITY OKLAHOMA

PROJECT TITLE

MEZZANINE-TOILET & ELEVATOR PLANS

SHEET TITLE

OWNER'S IDENTIFICATION

4500
P. E. & C. PROJECT NUMBER

DATE

DRAWN BY

JOB CAPT.

52
SHEET NUMBER

ARGO 118 REV. 12-69 K&E 17 0133 2-74 1790-

PROJECT NO. SHEET NO.

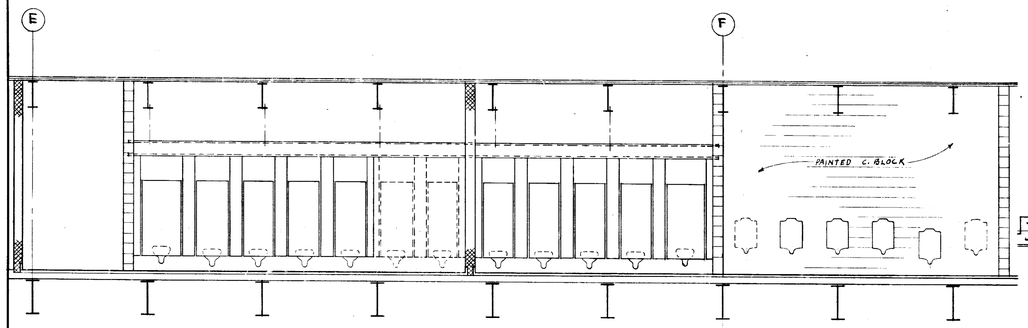

1/52 1/4"=1'-0"

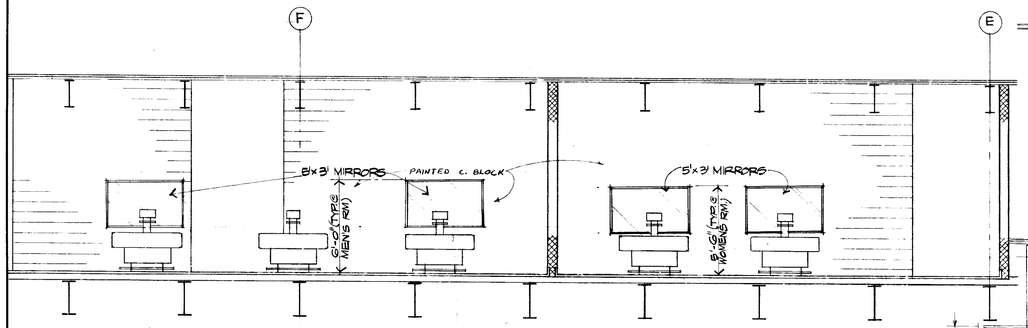

2/52 1/4"=1'-0"

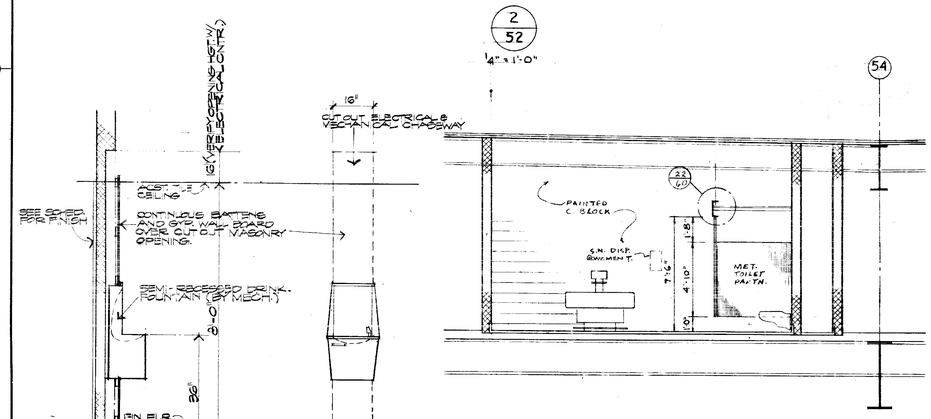

SECTION ELEVATION

5/53 SEMI-RECESSED DRINK. FOUNTAIN SCALE: 1/2"=1'-0"

3/52 1/4"=1'-0"

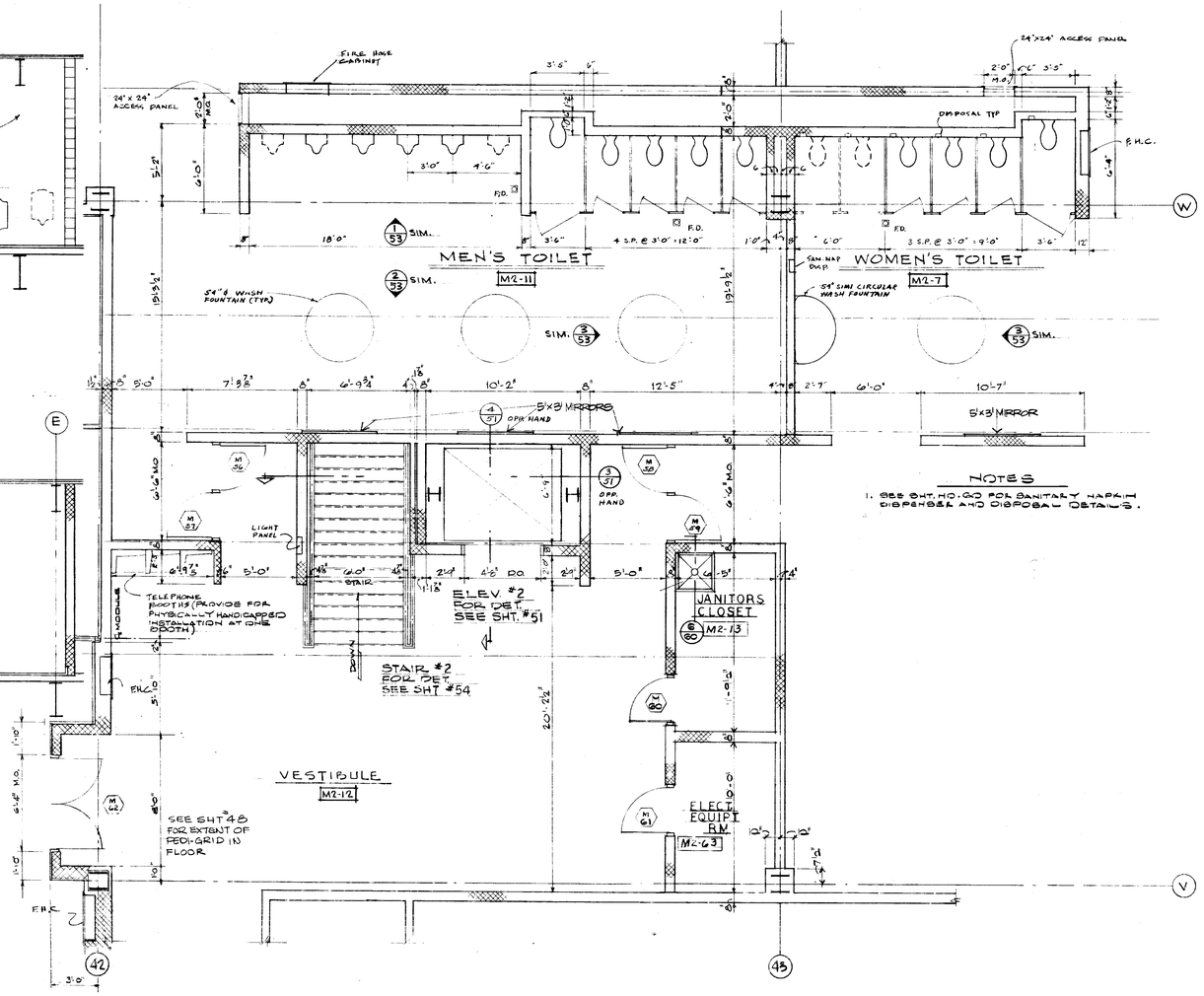

NOTES

1. SEE SHT. M0-60 FOR SANITARY NAPKIN DISPENSER AND DISPOSAL DETAILS.

PLAN ~ TOILET ROOMS AT MEZZANINE # 2

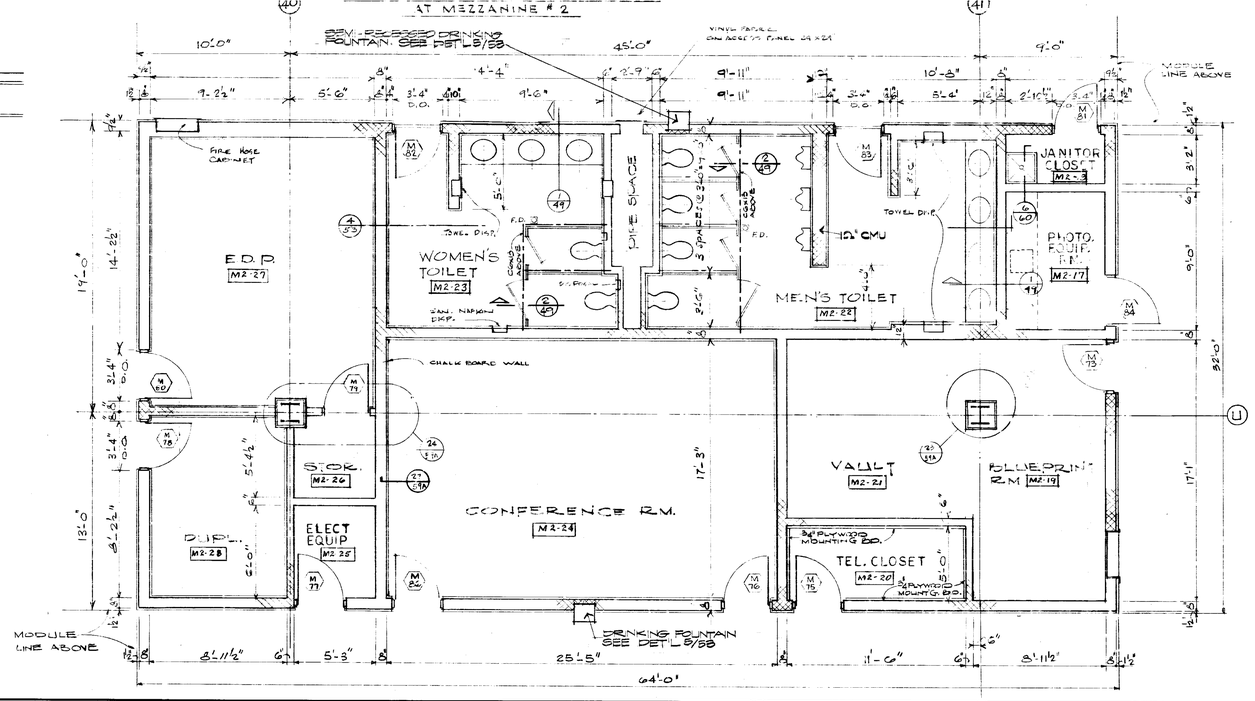

DATE	ISSUED FOR	APPROVAL	APPROVAL
3-8-77	STR. STL. R.F.		
3-23-77	PRIME MECH. &	ELECT. REF.	
4-7-77	NET ROOF DEL. BID		
5-20-77	SUBMITTED BIDS BID		
5-25-77	MISC. S. SEL. BID		
5-26-77	ARCH BID		
5-27-77	PAINTING & FINISHING BID		

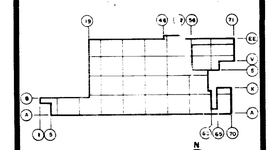

KEY PLAN

NO.	DATE	BY	APPROVAL	APPROVAL
EP3	8-8-77	SB		
EP4	8-8-77	SB		
60	5-6-78	RM		
BC-067	9-20-78	SB		
31	1-28-78	SB		
1192	11-7-77	RM		
RC-115	10-31-77	GN		
70	8-1-77	P.B.		
61	7-7-77	M.L.		
RC-151	6-20-77	R.S.		
RC-145	6-16-77	R.S.		
CO-154	6-9-77	T.W.W.		

REVISIONS

CONTRACT SIGNATURES

FOR THE OWNER

FOR THE CONTRACTOR

DRAWING CERTIFIED BY

REGISTERED

STATE

NUMBER

DATE

ARGONAUT

PLANT ENGINEERING AND CONSTRUCTION MANUFACTURING STAFF

GENERAL MOTORS CORPORATION

486 WEST MILWAUKEE AVENUE & DETROIT, MICHIGAN

ARCHITECTURE & ENGINEERING & REAL ESTATE & CONSTRUCTION MANAGEMENT

NEW MANUFACTURING PLANT FOR OKLAHOMA INDUSTRIES AUTHORITY TENANCY BY

GM ASSEMBLY DIVISION

GENERAL MOTORS CORPORATION

OKLAHOMA CITY OKLAHOMA

PROJECT TITLE

MEZZ. #2 TOILET ROOM PLANS

SHEET TITLE

OWNER'S IDENTIFICATION

4500

P. E. & C. PROJECT NUMBER

DATE

DRAWN BY

JOB CAPT.

53

SHEET NUMBER

ARGO 118 REV. 12-69 K&E 17 0193 3-74 1790+

PROJECT NO. SHEET NO.

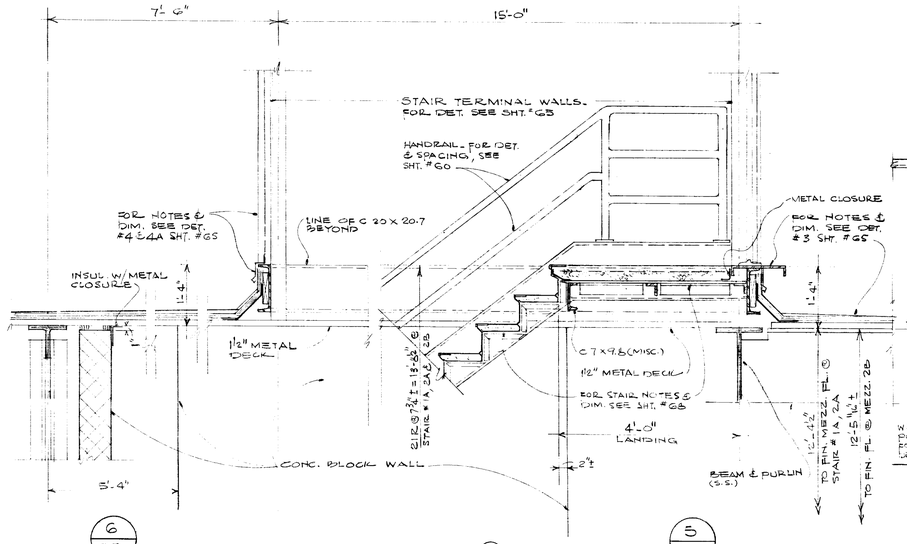

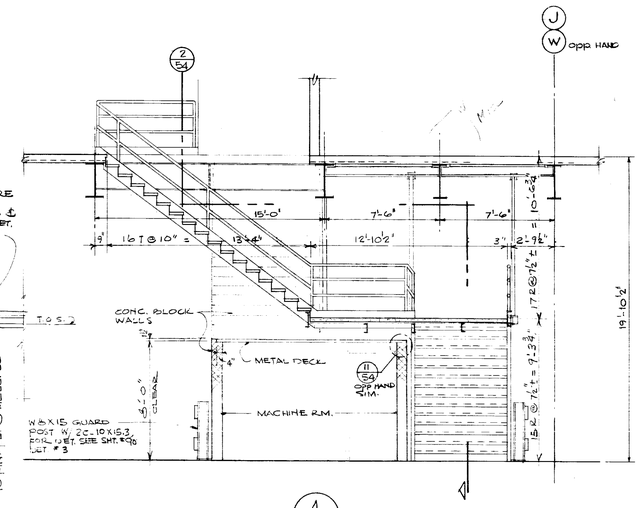

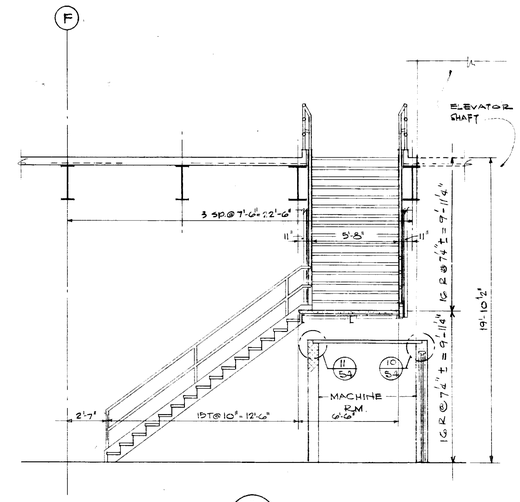

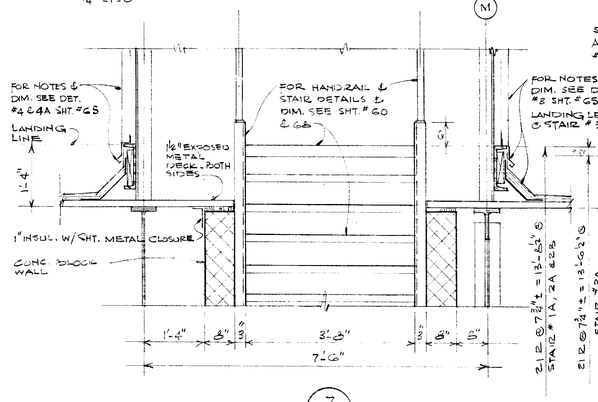

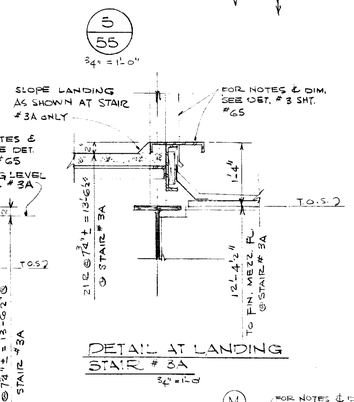

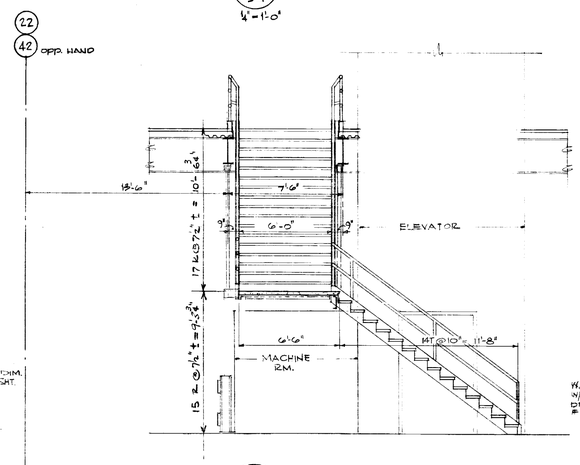

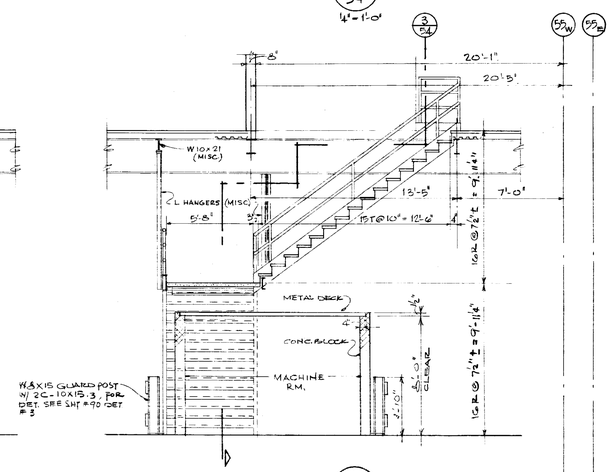

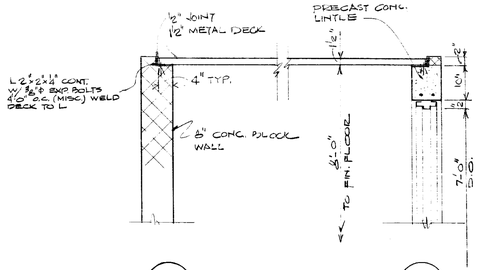

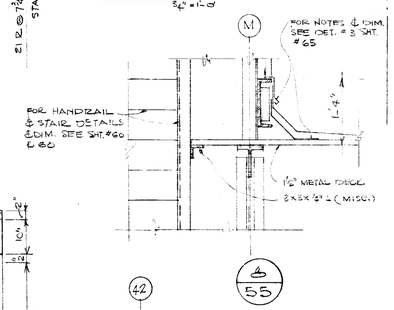

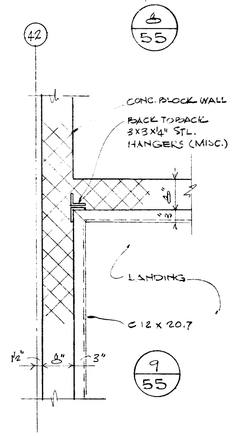

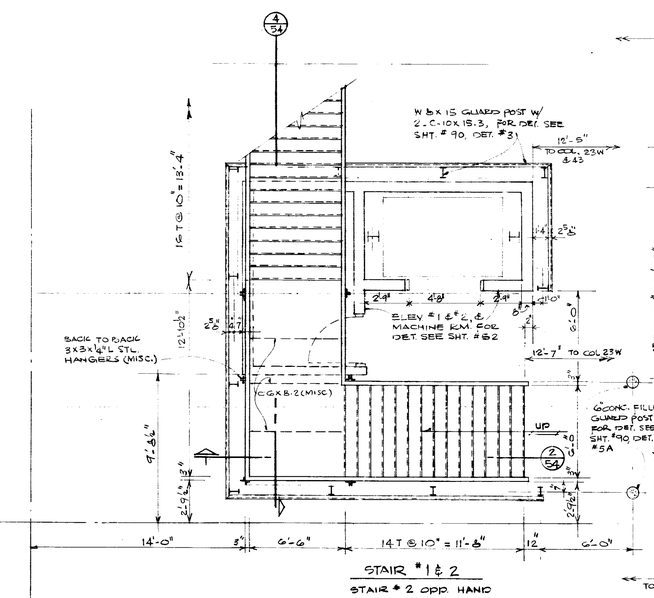

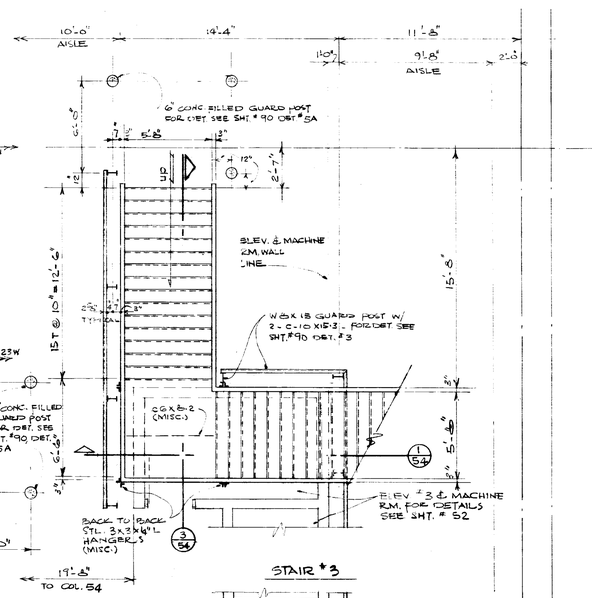

NOTE:
STAIR PANS TO BE 10 GA. SHT. METAL OVER 5'-0" TO 6'-0" SPAN.
12 GA. FOR STAIRS LESS THAN 5'-0" SPAN

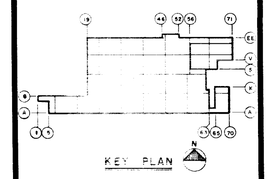

DATE	ISSUED FOR	APPROVAL	APPROVAL
3-8-77	STR STL REF		
3-29-77	PRIME MECH & ELECT. REF.		
4-7-77	METAL DECK BID		
4-20-77	SUPPORTED SLAB BID		
5-25-77	MISC STELL BID		
5-26-77	ARCH BID		
5-27-77	PAINTING & FINISHING BID		

NO.	DATE	BY	APPROVAL	APPROVAL
160	6-15-78	ZM		
119C	11-7-77	ZM		
P.C.-115	10-31-77	GN		
70	8-1-77	P.B.		
61	7-27-77	M.C.		
P.C. 51	6-20-77	R.S.		
P.C. 45	6-10-77	R.S.		
34	6-13-77	R.S.		
25 Rev	6-9-77	R.S.		
P.C. #23	5-10-77	R.S.		

REVISIONS

CONTRACT SIGNATURES

FOR THE OWNER

FOR THE CONTRACTOR

DRAWING CERTIFIED BY

REGISTERED

STATE

NUMBER

DATE

ARGONAUT
DIVISION OF GENERAL MOTORS

PLANT ENGINEERING AND CONSTRUCTION
MANUFACTURING STAFF
GENERAL MOTORS CORPORATION
485 WEST MILWAUKEE AVENUE • DETROIT, MICHIGAN
ARCHITECTURE • ENGINEERING • REAL ESTATE • CONSTRUCTION MANAGEMENT

NEW MANUFACTURING PLANT FOR OKLAHOMA INDUSTRIES AUTHORITY
TENANCY BY
GM ASSEMBLY DIVISION
GENERAL MOTORS CORPORATION
OKLAHOMA CITY OKLAHOMA

PROJECT TITLE

MEZZANINE STAIR DETAILS

SHEET TITLE

OWNER'S IDENTIFICATION

DATE

DRAWN BY

JOB CAPT.

4500
P. E. & C. PROJECT NUMBER

54
SHEET NUMBER

ARGO 116 REV. 12-69 K&E 17 0193 5-74 1790+

PROJECT NO. SHEET NO.

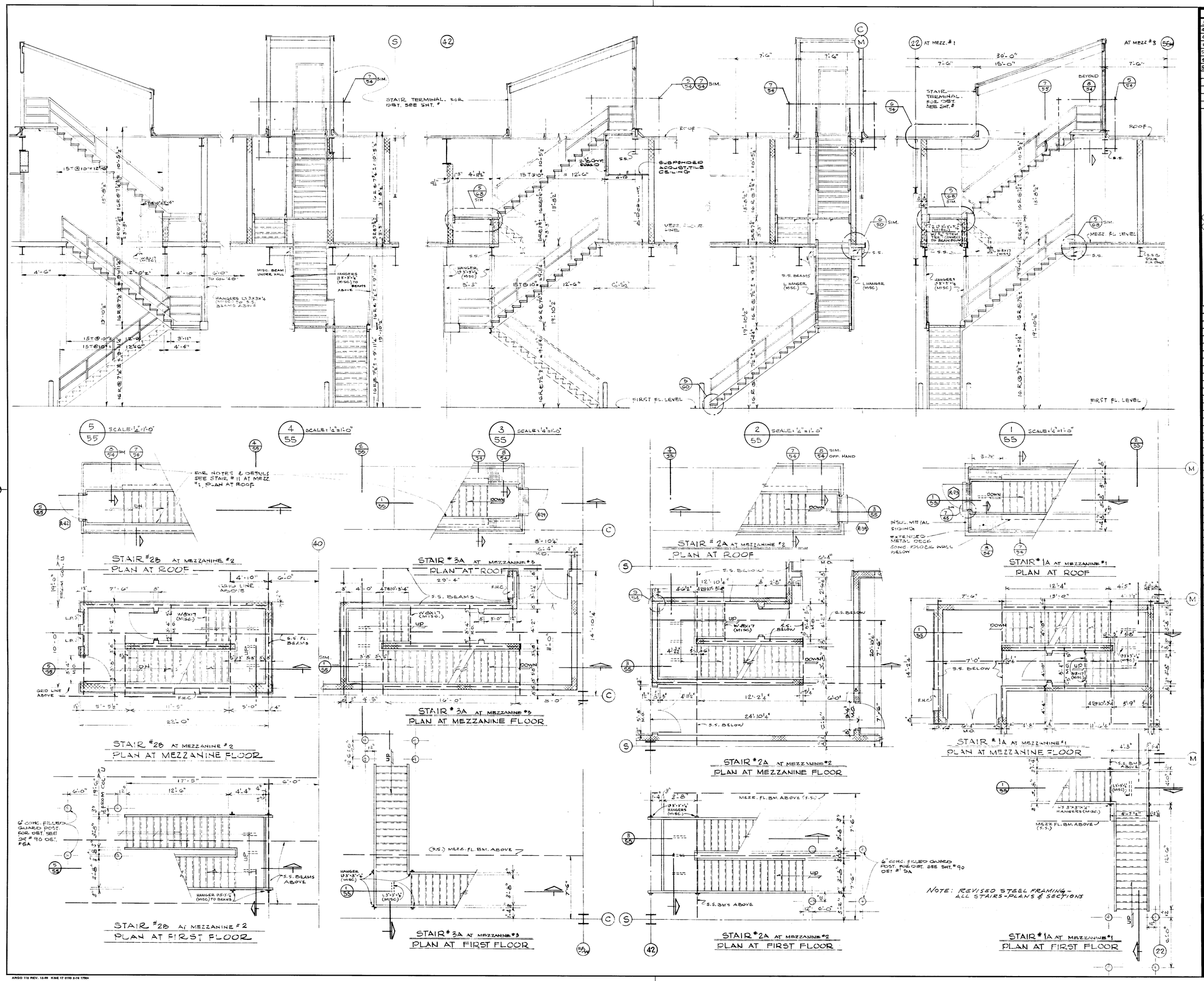

DATE	ISSUED FOR	APPROVAL	APPROVAL
3-21-77	PL. NR. INDUST. & SHEET RK.		
4-7-77	METAL ROOF DECK BID		
4-7-77	METAL SIDING BID		
3-25-77	SUPPORTED SLAB BID		
5-25-77	MISC. STEEL BID		
5-26-77	ARCH BID		
5-27-77	PAINTING & FINISHING BID		

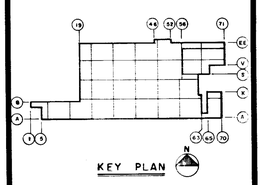

NO.	DATE	BY	APPROVAL	APPROVAL
1160	5-15-78	RM		
1170	11-7-77	ZM		
RC-115	10-31-77	GN		
90	8-9-77	PB		
61	7-7-77	MK		
RC-51	6-20-77	RS		
RC-43	6-16-77	RG		
RC-25	6-9-77	TGV		
RC-23	6-16-77	RS		
RC-14	6-14-77	RW		

REVISIONS

CONTRACT SIGNATURES

FOR THE OWNER

FOR THE CONTRACTOR

DRAWING CERTIFIED BY

REGISTERED

STATE

NUMBER

DATE

ARGONAUT

PLANT ENGINEERING AND CONSTRUCTION MANUFACTURING STAFF

GENERAL MOTORS CORPORATION

DIVISION OF GENERAL MOTORS 485 WEST MILWAUKEE AVENUE DETROIT, MICHIGAN

ARCHITECTURE & ENGINEERING & REAL ESTATE & CONSTRUCTION MANAGEMENT

NEW MANUFACTURING PLANT FOR OKLAHOMA INDUSTRIES AUTHORITY TENANCY BY

GM ASSEMBLY DIVISION

GENERAL MOTORS CORPORATION

OKLAHOMA CITY OKLAHOMA

PROJECT TITLE

STAIR PLANS & SECTIONS

SHEET TITLE

OWNER'S IDENTIFICATION

4500

P. E. & C. PROJECT NUMBER

DATE

DRAWN BY

JOB CAPT.

55

SHEET NUMBER

ARGO 118 REV. 12-69 K&E 17 0153 2-74 1790+

PROJECT NO. SHEET NO.

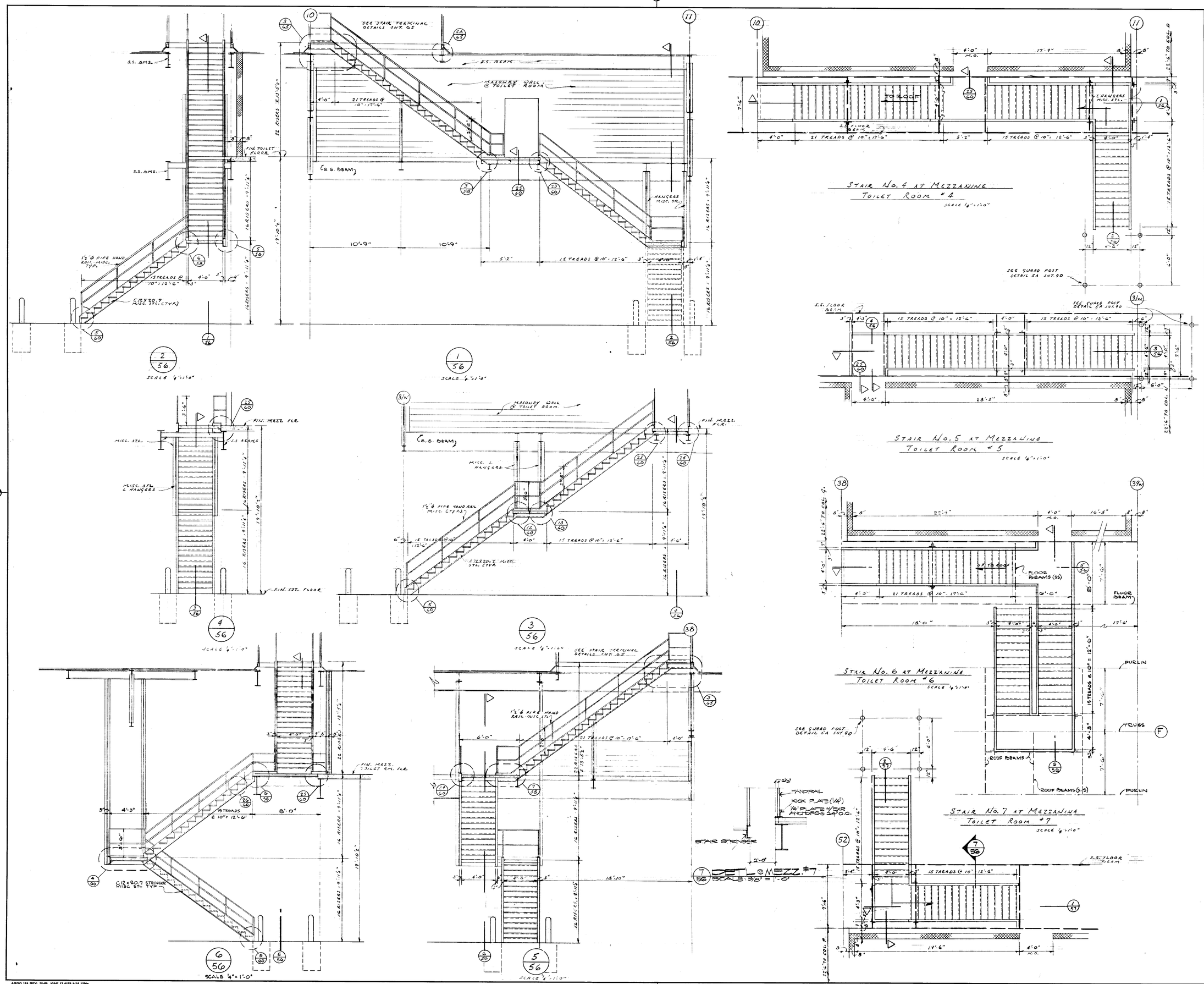

DATE	ISSUED FOR	APPROVAL	APPROVAL
3-22-77	DEMO MECH & ELECT REF		
3-3-77	STR. STL REF.		
5-20-77	SUPPORTS 3/48 & 6		
5-25-77	MISC STEEL BID		
5-26-77	ARCH BID		
5-27-77	PAINTING & INSULATION		

NO.	DATE	BY	APPROVAL	APPROVAL
EPO 401	8-30-78	SB		
160	5-15-78	RM		
119C	11-7-77	RM		
61	7-7-77	MK		
28 REV	6-9-77	JB		
PC 32	8-16-77	R.S.		

REVISIONS

CONTRACT SIGNATURES

FOR THE OWNER

FOR THE CONTRACTOR

DRAWING CERTIFIED BY

REGISTERED

STATE

NUMBER

DATE

ARGONAUT

PLANT ENGINEERING AND CONSTRUCTION

MANUFACTURING STAFF

GENERAL MOTORS CORPORATION
DIVISION OF GENERAL MOTORS ● 485 WEST MILWAUKEE AVENUE ● DETROIT, MICHIGAN

ARCHITECTURE ▲ ENGINEERING ▲ REAL ESTATE ▲ CONSTRUCTION MANAGEMENT

NEW MANUFACTURING PLANT
FOR
OKLAHOMA INDUSTRIES AUTHORITY
TENANCY BY
GM ASSEMBLY DIVISION
GENERAL MOTORS CORPORATION
OKLAHOMA CITY OKLAHOMA

PROJECT TITLE

STAIR PLANS & SECTIONS

SHEET TITLE

OWNER'S IDENTIFICATION	4500 P.E. & C.
DATE	
DRAWN BY	56
JOB CAPT.	SHEET NUMBER

ARGO 118 REV. 12-69 KME 17 0153 2-74 1750M

PROJECT NO. SHEET NO.

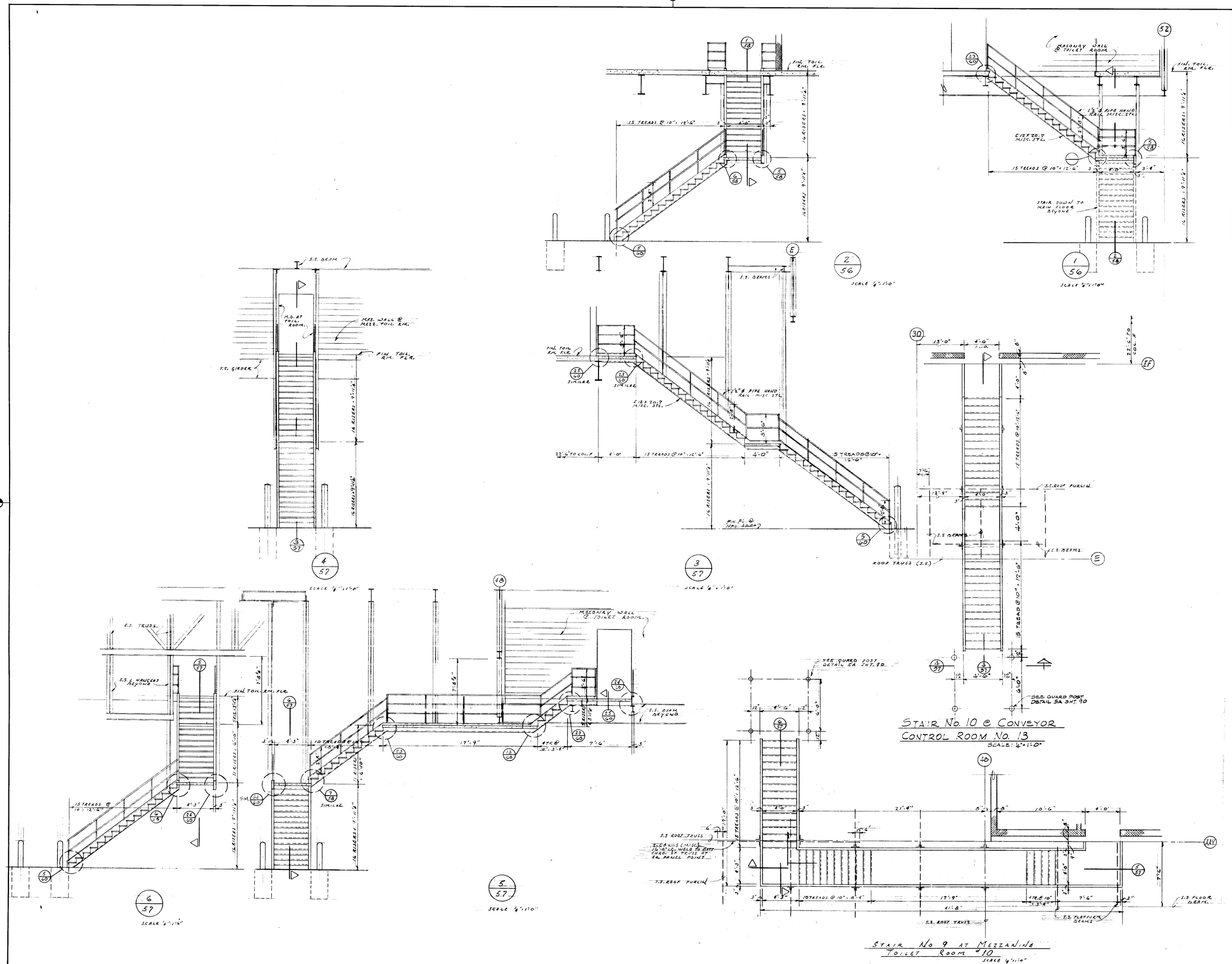

DATE	ISSUED FOR	APPROVAL	APPROVAL
5-20-77	SUPPORTING STAIR BID		
5-25-77	MISC. STEEL BID		
5-26-77	ARCH BID		
5-27-77	PAINTING & FINISHES BID		

NO.	DATE	BY	APPROVAL	APPROVAL
PRO 401	8-30-78	SB		
160	5-15-78	RM		
PRO 171	12-8-77	MK		
1190	11-7-77	RM		
61	7-7-77	M.K.		
20 REQ	6-9-77	M.K.		
PC #23	5-16-77	R.S.		

REVISIONS

CONTRACT SIGNATURES

FOR THE OWNER

FOR THE CONTRACTOR

DRAWING CERTIFIED BY

REGISTERED

STATE

NUMBER

DATE

ARGONAUT

PLANT ENGINEERING AND CONSTRUCTION

MANUFACTURING STAFF

DIVISION OF GENERAL MOTORS & 485 WEST MILWAUKEE AVENUE & DETROIT, MICHIGAN

ARCHITECTURE & ENGINEERING & REAL ESTATE & CONSTRUCTION MANAGEMENT

NEW VEHICLE MANUFACTURING PLANT FOR OKLAHOMA INDUSTRIES AUTHORITY AGENCY BY

GM ASSEMBLY DIVISION

GENERAL MOTORS CORPORATION

OKLAHOMA CITY OKLAHOMA

PROJECT TITLE

STAIR PLANS & SECTIONS

SHEET TITLE

OWNER'S IDENTIFICATION

P.E.&C. PROJECT NUMBER 4500

DATE

DRAWN BY

JOB CAPT.

SHEET NUMBER 57

ARGO 118 REV. 12-69 KAE 17 0153 2-74 1750+

PROJECT NO. SHEET NO.

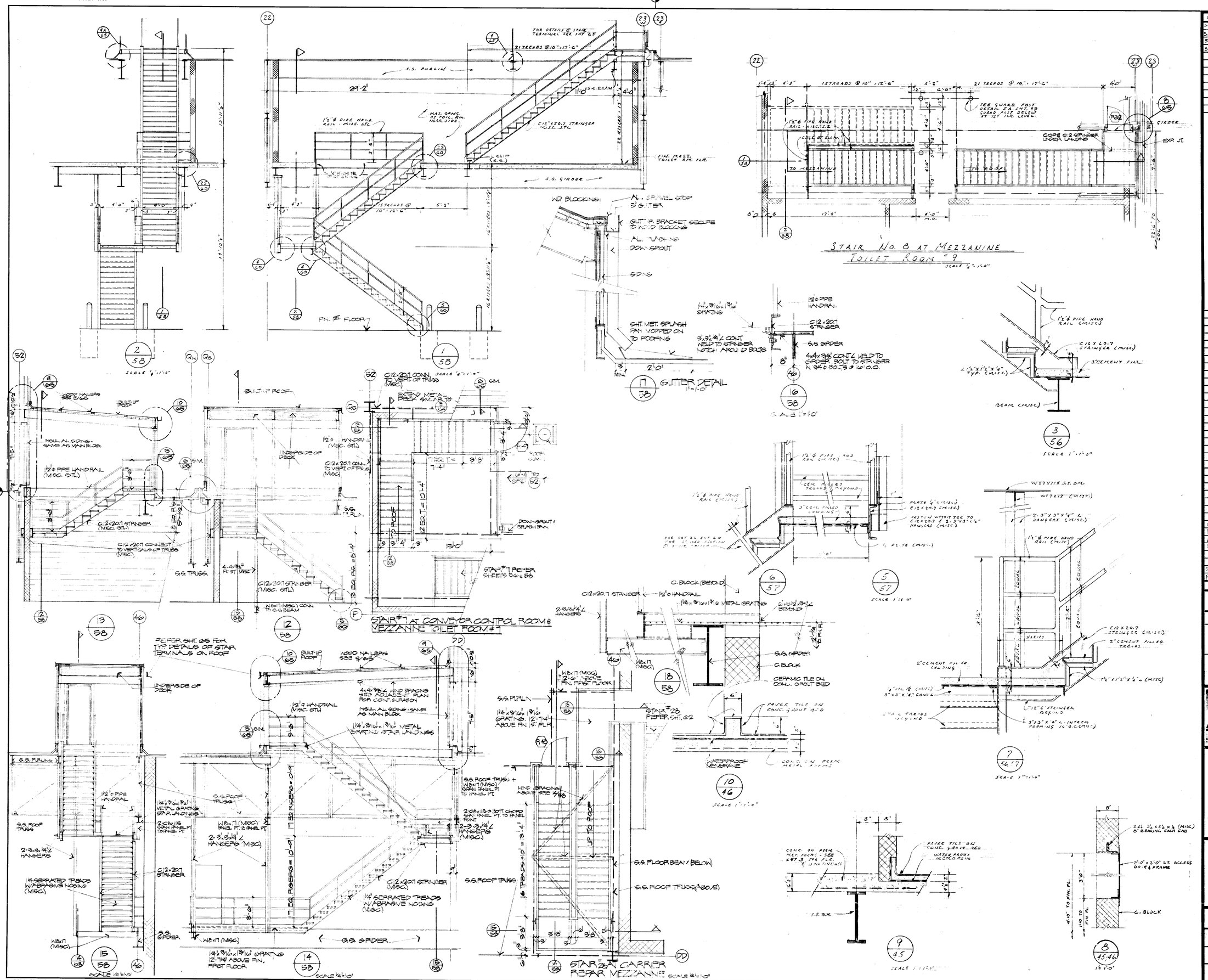

DATE	ISSUED FOR	APPROVAL	APPROVAL
5-26-77	SUPPLEMENTAL S.S. BID		
5-25-77	MISC STEEL BID		
5-26-77	ARCH BID		
5-27-77	PAINTING & FINISHING BID		

NO.	DATE	BY	APPROVAL	APPROVAL
160	5-16-78	RM		
144	2-20-78	RM		
146	11-7-77	RM		
106	10-18-77	PB		
102	7-21-77	MK		
61	7-7-77	MK		
69 REV	6-9-77	TCV		
46 REV	5-16-77	RS		

REVISIONS

CONTRACT SIGNATURES

FOR THE OWNER

FOR THE CONTRACTOR

DRAWING CERTIFIED BY

REGISTERED

STATE

NUMBER

DATE

ARGONAUT

PLANT ENGINEERING AND CONSTRUCTION

MANUFACTURING STAFF

DIVISION OF GENERAL MOTORS A GENERAL MOTORS CORPORATION 485 WEST MILWAUKEE AVENUE • DETROIT, MICHIGAN

ARCHITECTURE ▲ ENGINEERING ▲ REAL ESTATE ▲ CONSTRUCTION MANAGEMENT

NEW MANUFACTURING PLANT FOR OKLAHOMA INDUSTRIES AUTHORITY TENANCY BY

GM ASSEMBLY DIVISION

GENERAL MOTORS CORPORATION

OKLAHOMA CITY OKLAHOMA

PROJECT TITLE

STAIR PLANS & SECTIONS

SHEET TITLE

OWNER'S IDENTIFICATION

DATE

DRAWN BY

JOB CAPT.

4500

P.E. & C. PROJECT NUMBER

58

SHEET NUMBER

ARGO 118 REV. 12-69 K&E 17 0153 2-74 1750

PROJECT NO. SHEET NO.

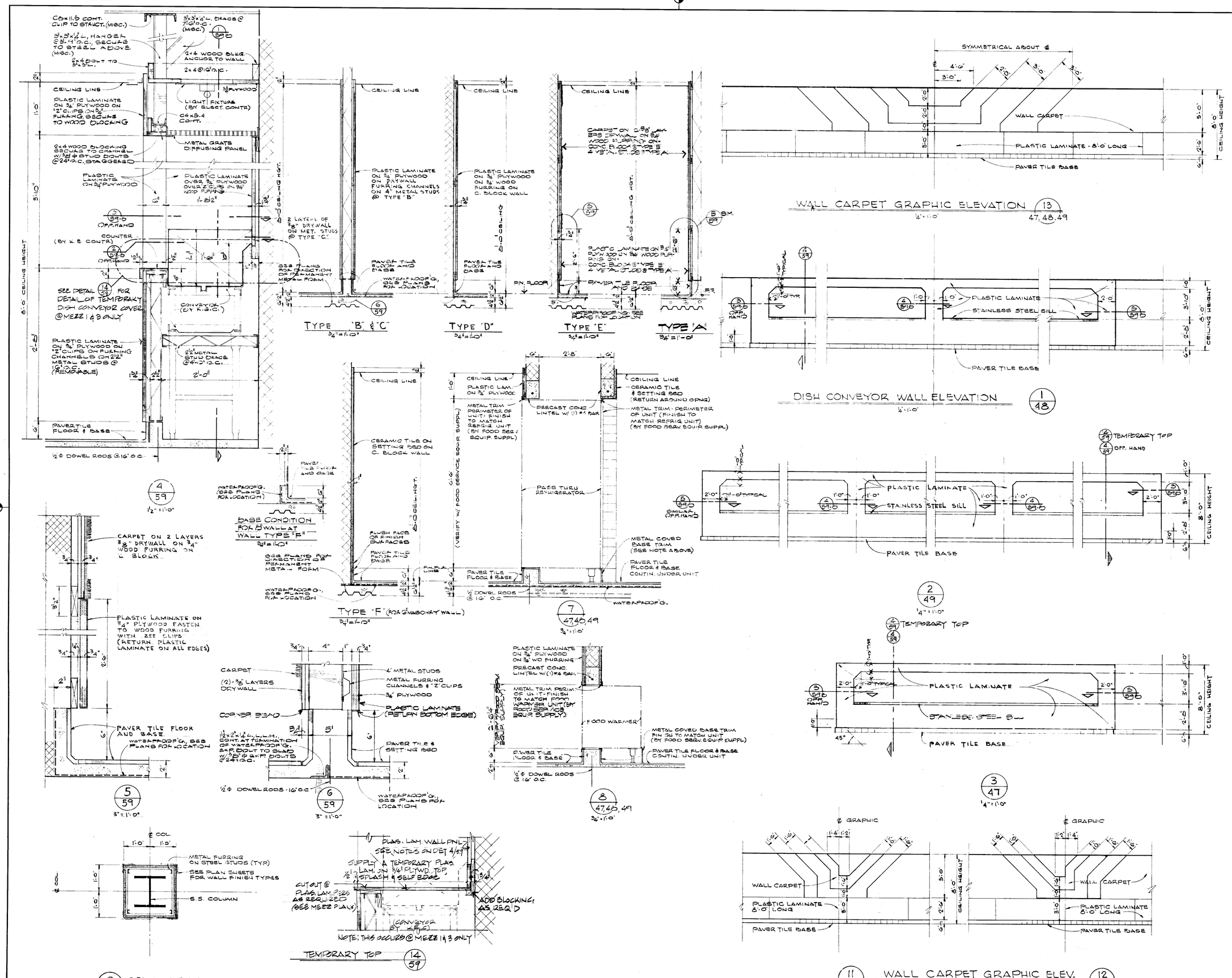

DATE	ISSUED FOR	APPROVAL	APPROVAL
5-20-77	SUPPORTED SLAB BID		
5-25-77	MISC STEEL BID		
5-26-77	ARCH BID		
5-27-77	PARTITIONS & FINISHES BID		

NO.	DATE	BY	APPROVAL	APPROVAL
EC-33	5-31-78	RM		
160	5-16-78	RM		
13	1-23-78	BB		
119C	11-7-77	RM		
90	9-8-77	PB		
61	7-7-77	MK		

REVISIONS

CONTRACT SIGNATURES

FOR THE OWNER

FOR THE CONTRACTOR

DRAWING CERTIFIED BY

REGISTERED

STATE

NUMBER

DATE

ARGONAUT DIVISION OF GENERAL MOTORS

PLANT ENGINEERING AND CONSTRUCTION

MANUFACTURING STAFF

GENERAL MOTORS CORPORATION
485 WEST MILWAUKEE AVENUE & DETROIT, MICHIGAN

NEW MANUFACTURING PLANT
FOR
OKLAHOMA INDUSTRIES AUTHORITY
TENANCY BY

GM ASSEMBLY DIVISION

GENERAL MOTORS CORPORATION
OKLAHOMA CITY OKLAHOMA

PROJECT TITLE

MEZZANINE DETAILS

SHEET TITLE

OWNER'S IDENTIFICATION

P.E. & C. PROJECT NUMBER: 4500

DATE

DRAWN BY

JOB CAPT.

SHEET NUMBER: 59

ARGO 118 REV. 12-69 K&E 17 0133 2-74 1790*

PROJECT NO. SHEET NO.

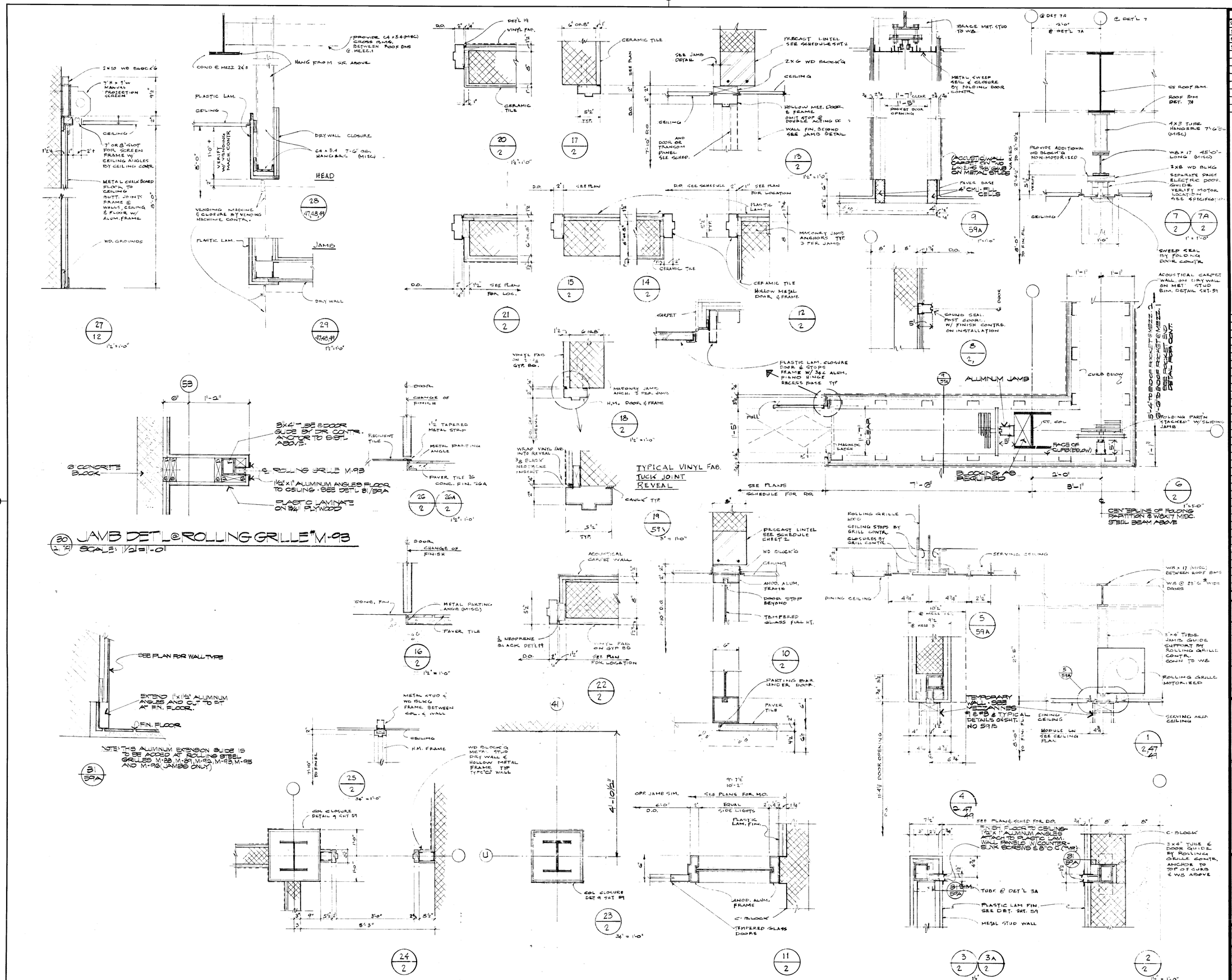

DATE	ISSUED FOR	APPROVAL	APPROVAL
5-27-77			
5-25-77	MISC.		
5-26-77	ASC		
5-27-77	FINAL		

NO.	DATE	BY	APPROVAL	APPROVAL
ASC 276	1-22-78	SB		
ASC 2	8-2-78	SB		
1100	8-15-78	RM		
367	9-26-78	SB		
3-5	10-20-78	SB		
20/24	3-8-78	RH		
81	1-25-78	SB		
1192	11-2-77	RM		
61	7-7-77	M.K.		
9C45	6-16-77	MW		

REVISIONS

CONTRACT SIGNATURES

FOR THE OWNER

FOR THE CONTRACTOR

DRAWING CERTIFIED BY

REGISTERED

STATE

NUMBER

DATE

ARGONAUT

PLANT ENGINEERING AND CONSTRUCTION

MANUFACTURING STAFF

GENERAL MOTORS CORPORATION

DIVISION OF GENERAL MOTORS

485 WEST MILWAUKEE AVENUE • DETROIT, MICHIGAN

A. M. FISHER & CONSTRUCTION DIV.

NEW MANUFACTURING PLANT

FOR

OKLAHOMA INDUSTRIES AUTHORITY

TENANCY BY

GM ASSEMBLY DIVISION

GENERAL MOTORS CORPORATION

OKLAHOMA CITY OKLAHOMA

PROJECT TITLE

MEZZANINE DOOR DETAILS

SHEET TITLE

OWNER'S IDENTIFICATION

P. E. & C. PROJECT NUMBER: 4500

DATE

DRAWN BY

JOB CAPT. C. BEISER

SHEET NUMBER: 59A

ARGO 118 REV. 12-69 KOK 17 0133 2-76 1790-

PROJECT NO. SHEET NO.

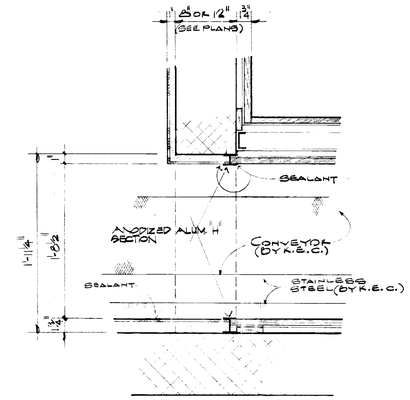

2 / 59-5
1½" = 1'-0"

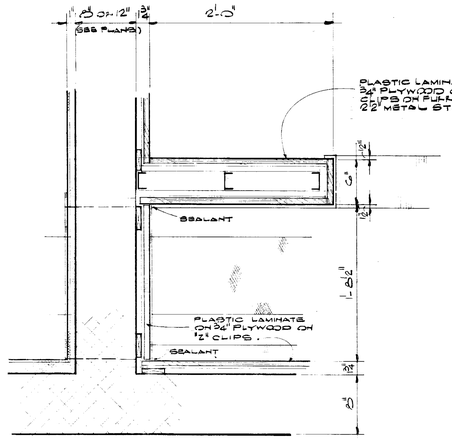

3 / 59
1½" = 1'-0"

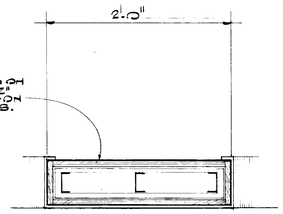

4 / 59
1½" = 1'-0"

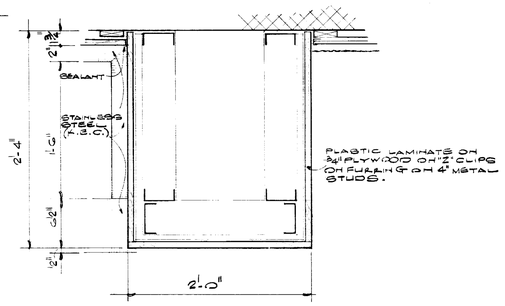

5 / 59
1½" = 1'-0"

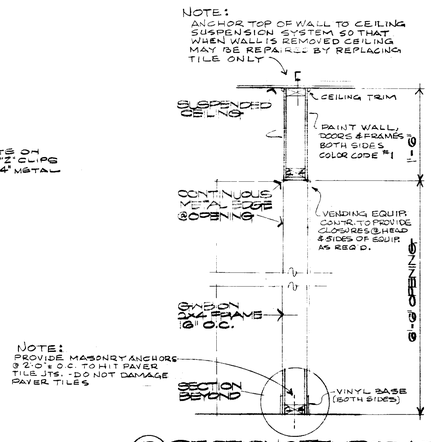

13 SECTION @ TEMPORARY WALL
SCALE: 1½" = 1'-0"

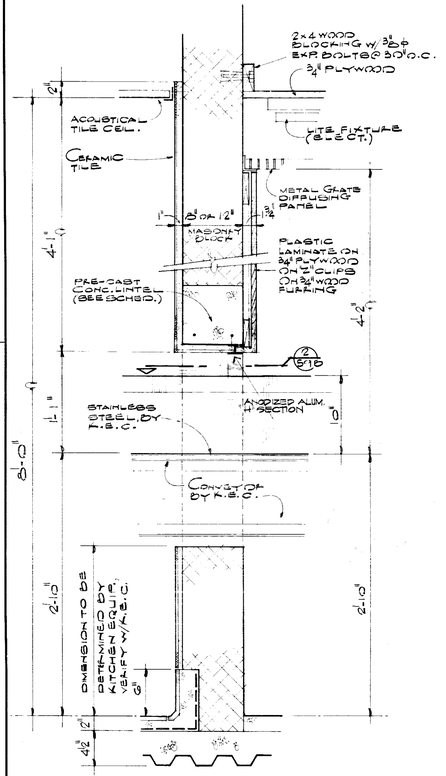

1 / 59
½" = 1'-0"

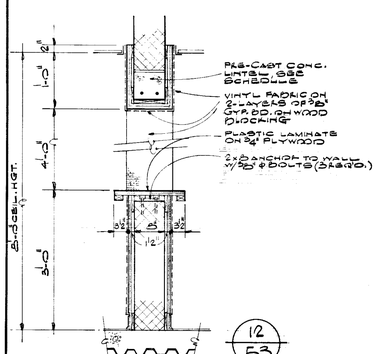

12 / 53
1½" = 1'-0"

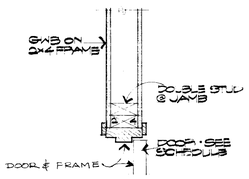

5 / 59 HEAD DET'L (JAMB SIM.)
SCALE: 1½" = 1'-0"

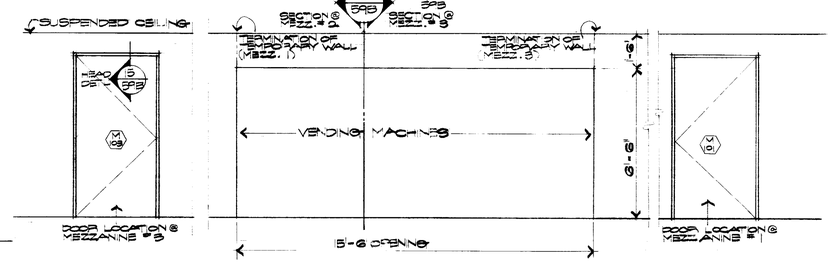

14 / 47,49
ELEVATION OF TEMPORARY WALL (MEZZ. #1 & #3)
SCALE: 3/8" = 1'-0"

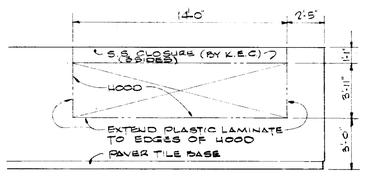

6 / 47,48,49
½" = 1'-0"

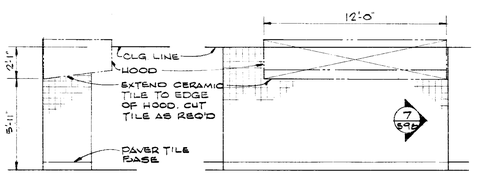

7 / 59B
½" = 1'-0"

8 / 47,48,49
PART. ELEV. AT HOOD
½" = 1'-0"

NOTE:
VERIFY SIZE & LOCATION OF HOODS W/ FOOD SERVICE EQUIPT. SUPPLIER

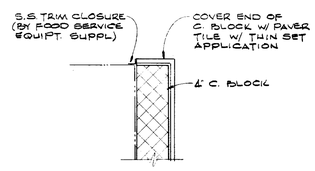

11 / 47,48,49
1½" = 1'-0"

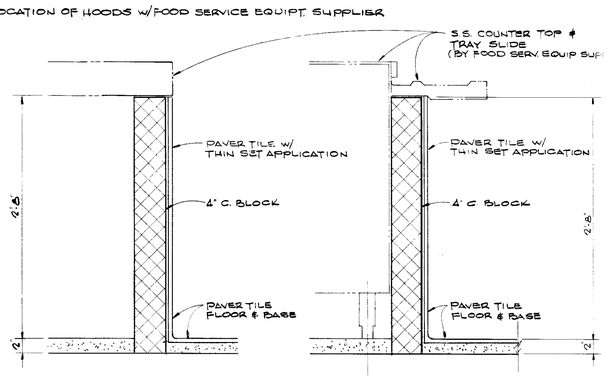

10 / 47,48,49
½" = 1'-0"

9 / 47,48,49
½" = 1'-0"

DATE	ISSUED FOR	APPROVAL	APPROVAL
5-26-77	ARCH BID		
5-27-77	PAINTING & FINISHING BID		

NO.	DATE	BY	APPROVAL	APPROVAL
160	5-5-78	RM		
13	1-23-78	RM		
116C	11-7-77	RM		
90	9-6-77	PB		
61	7-7-77	MK		
RC45	6-16-77	RB		

REVISIONS

CONTRACT SIGNATURES

FOR THE OWNER

FOR THE CONTRACTOR

DRAWING CERTIFIED BY

REGISTERED

STATE

NUMBER

DATE

ARGONAUT DIVISION OF GENERAL MOTORS CORPORATION
ARCHITECTURE & ENGINEERING & REAL ESTATE & CONSTRUCTION
PLANT ENGINEERING AND CONSTRUCTION
MANUFACTURING STAFF
GENERAL MOTORS CORPORATION
485 WEST MILWAUKEE AVENUE • DETROIT, MICHIGAN

NEW MANUFACTURING PLANT
FOR
OKLAHOMA INDUSTRIES AUTHORITY
TENANCY BY
G M ASSEMBLY DIVISION
GENERAL MOTORS CORPORATION
OKLAHOMA CITY OKLAHOMA

PROJECT TITLE

MEZZANINE DETAILS

SHEET TITLE

OWNER'S IDENTIFICATION

4500
P.F. & C. PROJECT NUMBER

DATE

DRAWN BY

JOB CAPT. C. BEISER

59B
SHEET NUMBER

ARGO 118 REV. 12-69 K&E 17 0133 2-74 1790+

PROJECT NO. SHEET NO.

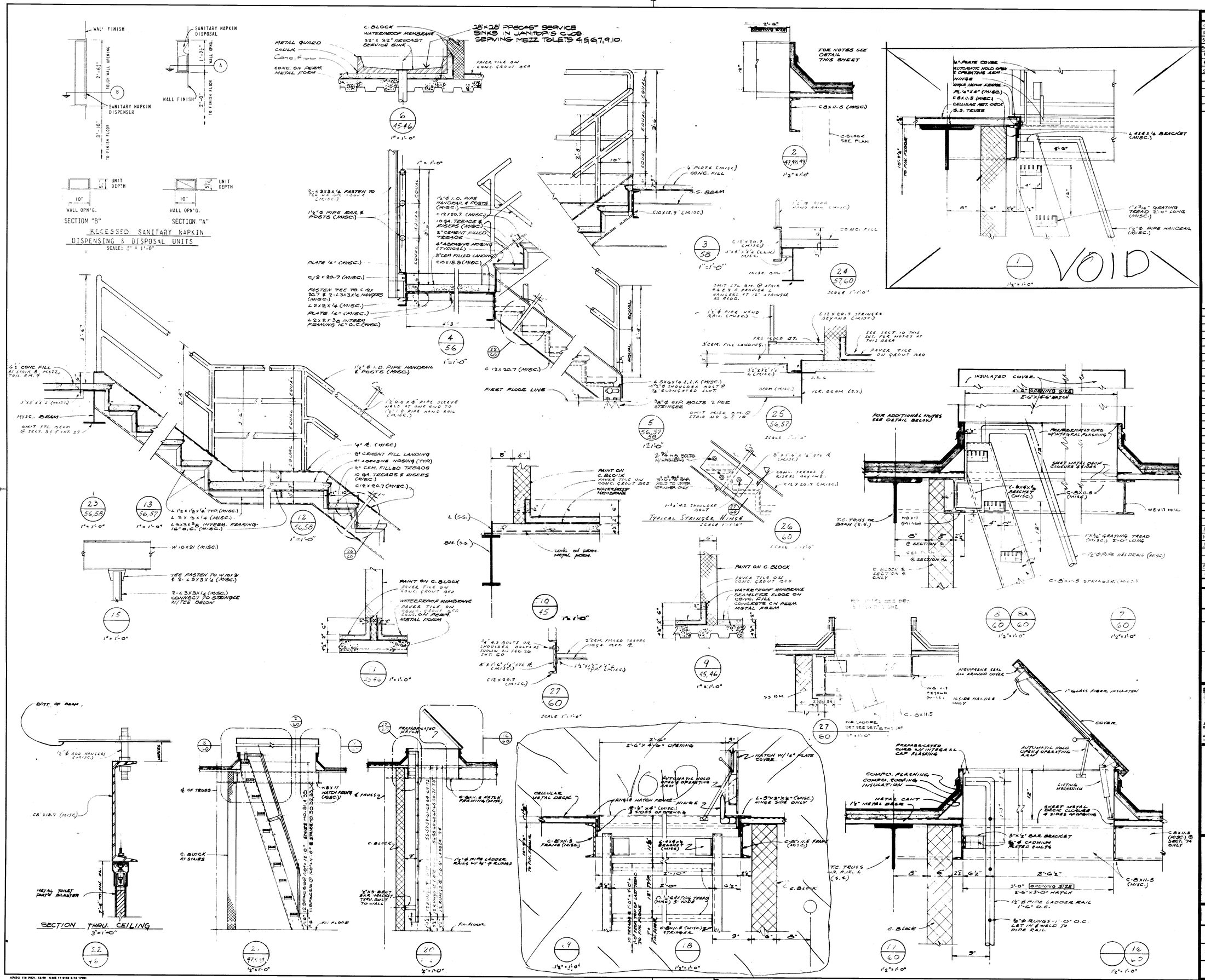
RECESSED SANITARY NAPKIN DISPENSING & DISPOSAL UNITS
SCALE: 3" = 1'-0"
SECTION "B"
SECTION "A"
WALL FINISH
SANITARY NAPKIN DISPOSAL
SANITARY NAPKIN DISPENSER
ROUGH WALL OPENING
TO FINISH FLOOR
UNIT DEPTH
WALL OPN'G.
C. BLOCK
WATERPROOF MEMBRANE
32" x 32" PRECAST SERVICE SINK
METAL GUARD
CAULK
CONC. FILL
CONC. ON PERM. METAL FORM
PAVER TILE ON CONC. GROUT BED
28" x 28" PRECAST SERVICE SINKS IN JANITOR'S CLOS. SERVING MEZZ. TOILETS 4,5,6,7,8,9,10.
FOR NOTES SEE DETAIL THIS SHEET
C 8 x 11.5 (MISC.)
C-BLOCK SEE PLAN
VOID
1 1/2" x 1'-0"
1" = 1'-0"
1 1/2" x 1'-0"
1'-2" = 1'-0"
1" = 1'-0"
1" = 1'-0"
1

PROJECT NO. 4500 SHEET NO. 61

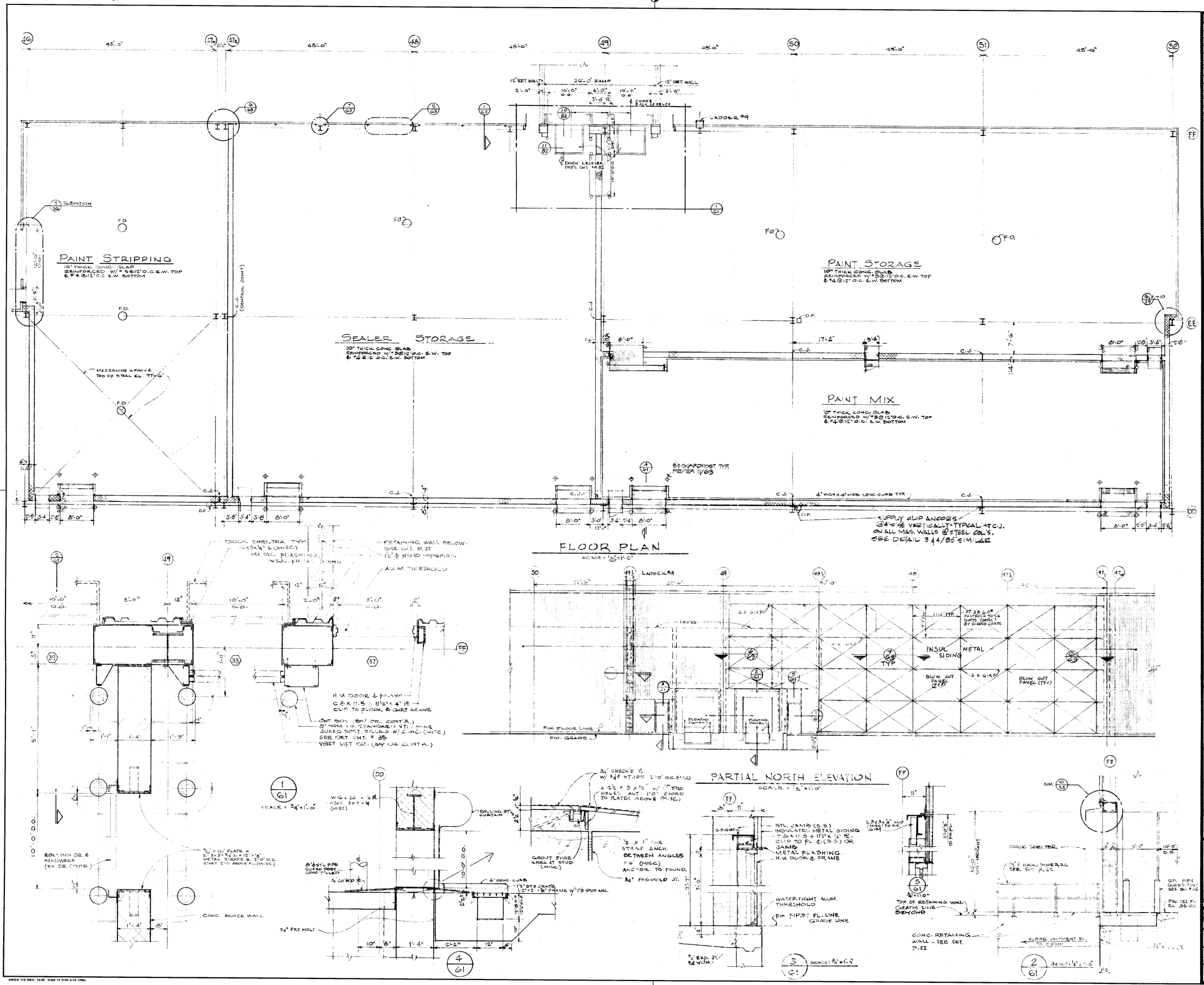

DATE	ISSUED FOR	APPROVAL	APPROVAL
1-6-77	C.P.S. & R.E.		
3-23-77	PRIME MECH. & ELECT REF.		
3-21-77	CAISSON BID.		
4-7-77	METAL DECK BID		
4-7-77	METAL SIDING BID		
4-28-77	1ST. FL. CONC BID		
5-19-77	MISC STEEL & MTG. BID		
5-25-77	MISC STEEL BID		
5-26-77	ARCH BID		
6-27-77	PAINTING & FINISHING BID		
6-9-77	SITE WORK PHASE # 2 BID		
7-15-77	BFW, COL & F.P.		
7-19-77	CONC FOUNDRES.		

NO.	DATE	BY	APPROVAL	APPROVAL
100	5-5-78	RM		
ADDU	5-2-78	RM		
F10,22	1-25-78	MK		
F10-22	1-18-78	MK		
F-22	11-7-78	RM		
SP. 100	11-8-77	PB		
1140	11-7-77	RM		
C-27	1-20-77	MGH		
61	7-7-77	MK		
R/F-2	5-10-77	T.C.V.		

REVISIONS

CONTRACT SIGNATURES

FOR THE OWNER

FOR THE CONTRACTOR

DRAWING CERTIFIED BY

REGISTERED

STATE

NUMBER

DATE

ARGONAUT

PLANT ENGINEERING AND CONSTRUCTION

MANUFACTURING STAFF

GENERAL MOTORS CORPORATION

DIVISION OF GENERAL MOTORS • 485 WEST MILWAUKEE AVENUE • DETROIT, MICHIGAN

INDUSTRIAL ENGINEERING & REAL ESTATE & CONSTRUCTION DEPARTMENT

NEW MANUFACTURING PLANT FOR OKLAHOMA INDUSTRIES AUTHORITY

OPERATED BY

GM ASSEMBLY DIVISION

GENERAL MOTORS CORPORATION

OKLAHOMA CITY OKLAHOMA

PROJECT TITLE

PAINT MIX, STORAGE, SEALER ROOMS

SHEET TITLE

OWNER'S IDENTIFICATION

4500

P.E. & C. PROJECT NUMBER

DATE

DRAWN BY

JOB CAPT.

61

SHEET NUMBER

ARGO 118 REV. 12-69 KDE 17 0153 2-74 1750M

PROJECT NO. SHEET NO.

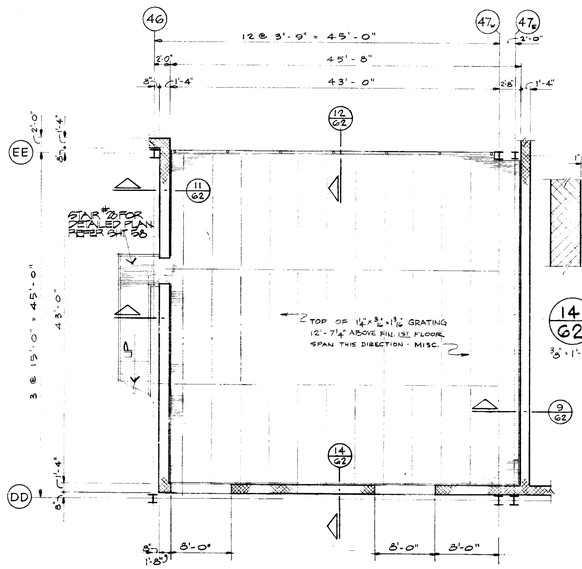

CARRIER REPAIR MEZZANINE
SCALE ⅛" = 1'-0"

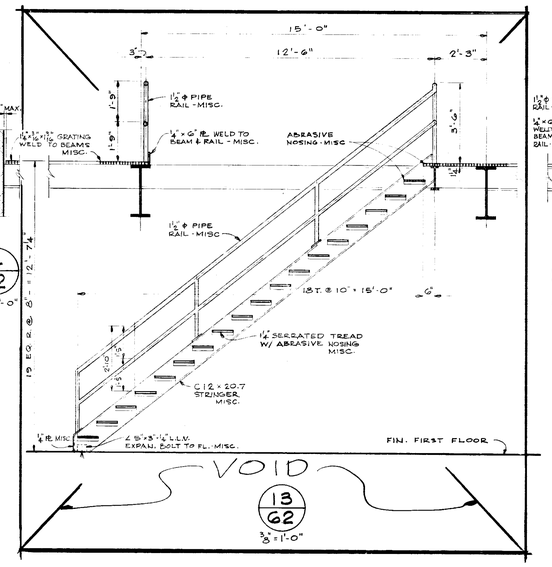

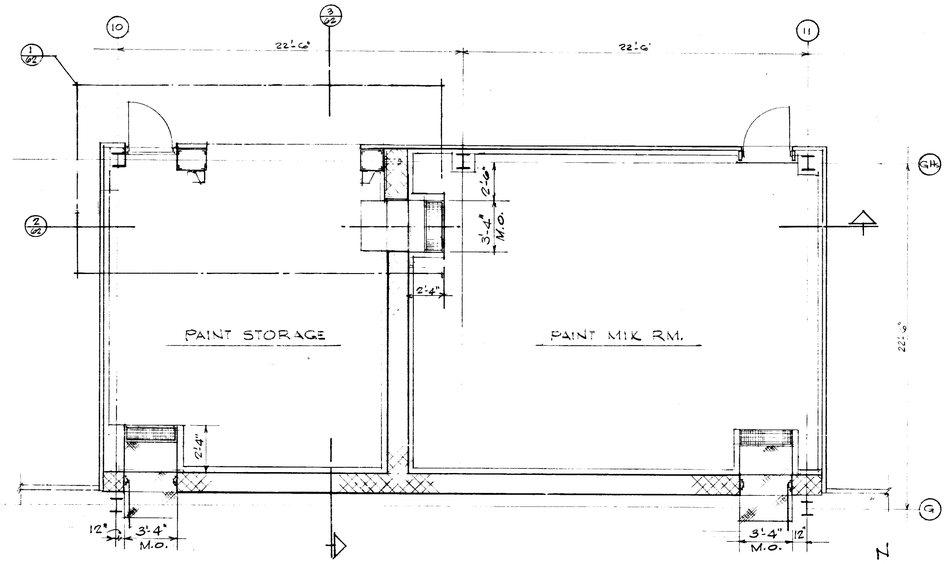

PAINT STORAGE & PAINT MIX RM. PLAN
SCALE ¼" = 1'-0"

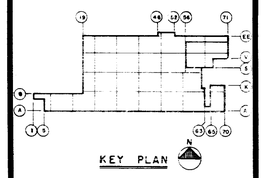

KEY PLAN

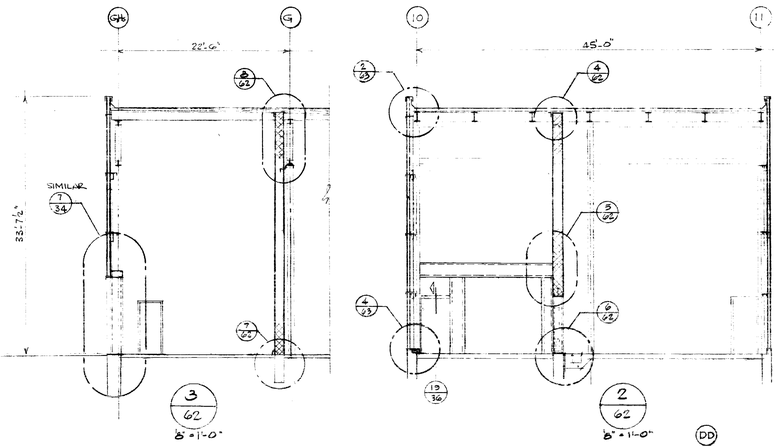

3/62 8" = 1'-0" 2/62 8" = 1'-0"

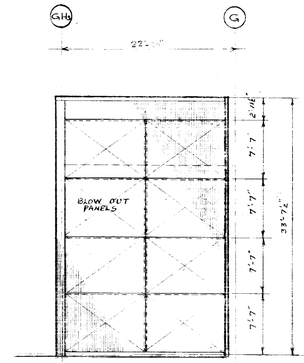

WEST ELEVATION
⅛" = 1'-0"



EAST ELEVATION
⅛" = 1'-0"

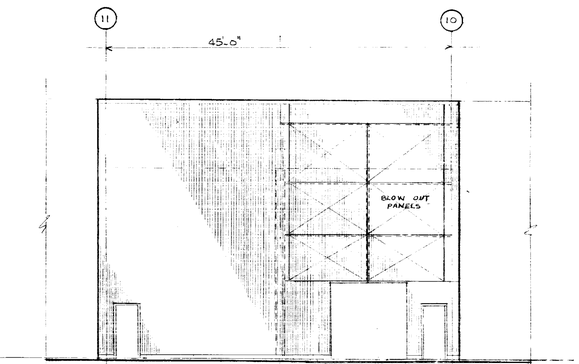

NORTH ELEVATION
⅛" = 1'-0"

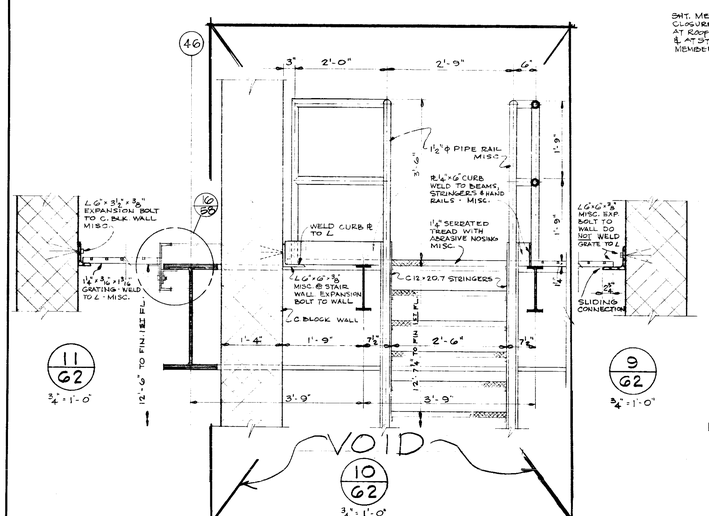

11/62 ¾" = 1'-0" 9/62 ¾" = 1'-0" 10/62 ¾" = 1'-0"

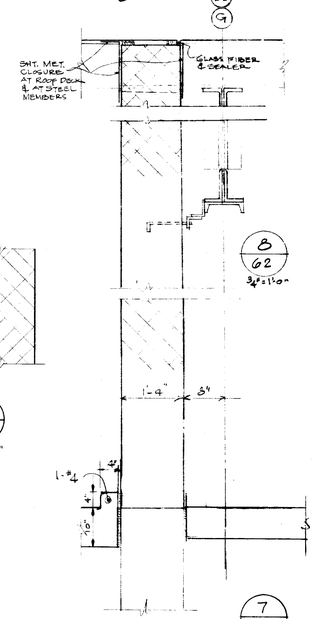

7/62 ¾" = 1'-0"

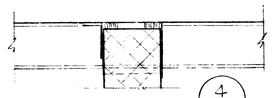

4/62 ¾" = 1'-0"

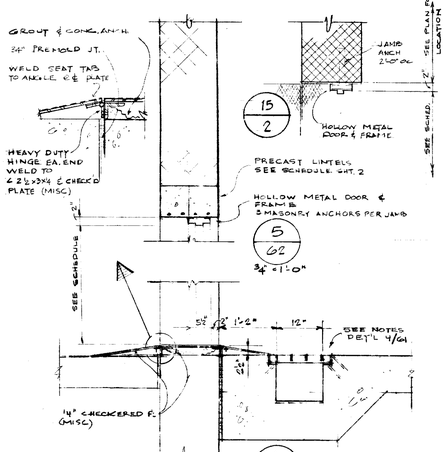

15/2 5/62 ¾" = 1'-0" 6/62 ¾" = 1'-0"

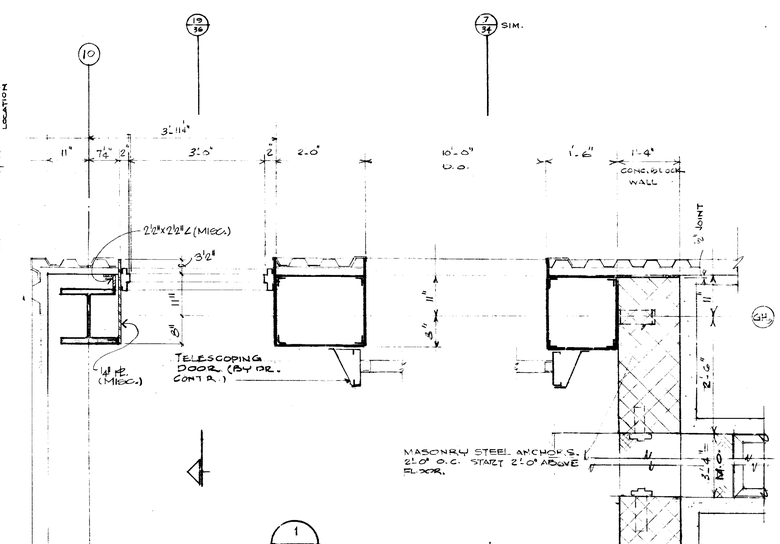

1/62 ¾" = 1'-0"

DATE	ISSUED FOR	APPROVAL	APPROVAL
3-8-	STR. STL. REF.		
2-28-77	MECH. U.G. REF.		
3-23-77	PRIME MECH. & ELECT. REF.		
3-21-77	CAISSON REF.		
4-7-77	METAL ROOF DECK BID		
4-7-77	METAL SIDING BID		
4-28-77	1ST FLR. CONC. REF.		
5-19-77	MISC. SPT. MEMB. B/C		
5-25-77	MISC. STEEL BID		
5-26-77	ARCH. BID		
5-27-77	PAINTING & FINISHING BID		
6-6-77	SITE WORK PHASE II REF.		
7-15-77	STRUCT. CONC. REF.		
7-18-77	CONC. PAVING REF.		

NO.	DATE	BY	APPROVAL	APPROVAL
EFO 386	8-3-78	WO		
100	8-15-78	RM		
EFO 382	1-15-78	MK		
EFO 233	1-25-78	MK		
117 C	11-7-77	RM		
62	7-21-77	MK		
2C 67	7-20-77	MK		
61	7-7-77	MK		
DCN 22	5-19-77	RB		

REVISIONS

CONTRACT SIGNATURES

FOR THE OWNER

FOR THE CONTRACTOR

DRAWING CERTIFIED BY

REGISTERED

STATE

NUMBER

DATE

ARGONAUT — PLANT ENGINEERING AND CONSTRUCTION MANUFACTURING STAFF
GENERAL MOTORS CORPORATION
DIVISION OF GENERAL MOTORS & 485 WEST MILWAUKEE AVENUE & DETROIT, MICHIGAN
ARCHITECTURE & ENGINEERING & REAL ESTATE & CONSTRUCTION MANAGEMENT

NEW MANUFACTURING PLANT
OKLAHOMA INDUSTRIES AUTHORITY
OWNED BY
GM ASSEMBLY DIVISION
GENERAL MOTORS CORPORATION
OKLAHOMA CITY OKLAHOMA

PROJECT TITLE

PAINT MIX & STORAGE ROOMS @ FINAL LINE

SHEET TITLE

OWNER'S IDENTIFICATION

4500
P. E. & C. PROJECT NUMBER

DATE

DRAWN BY

JOB CAPT.

62
SHEET NUMBER

ARGO 118 REV. 12-69 K&E 17 0133 2-74 1750

PROJECT NO. SHEET NO.

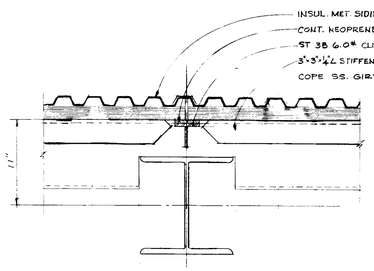

7 / 61
1½" = 1'-0"

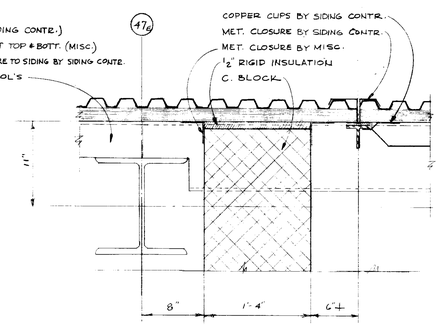

6 / 61
1½" = 1'-0"

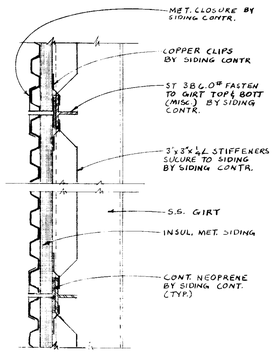

5 / 61

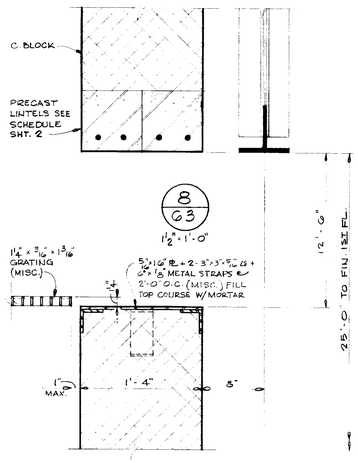

8 / 63
1½" = 1'-0"

9 / 63
1½" = 1'-0"

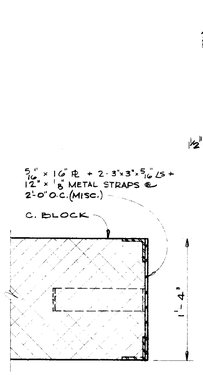

10 / 63
1½" = 1'-0"

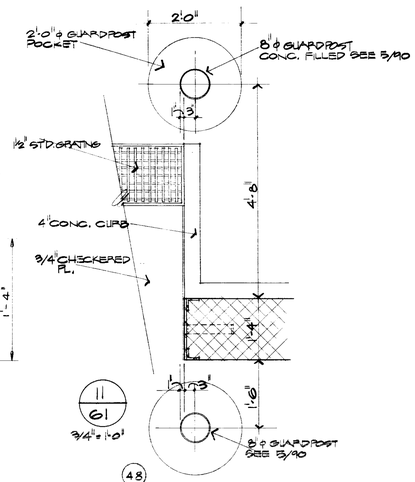

11 / 61
3/4" = 1'-0"

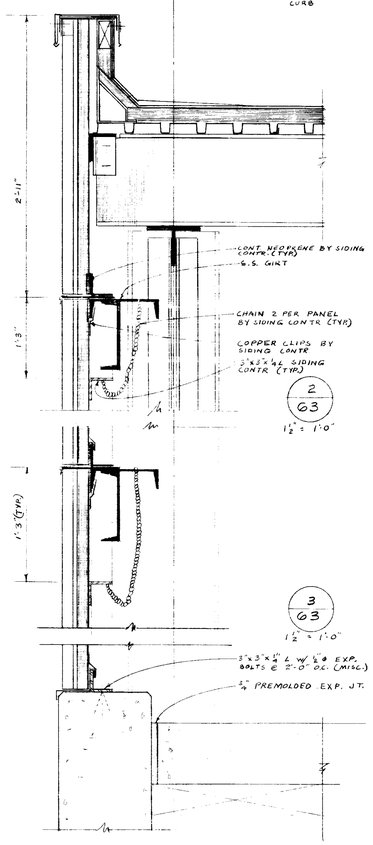

2 / 63
1½" = 1'-0"

3 / 63
1½" = 1'-0"

4 / 63
1½" = 1'-0"

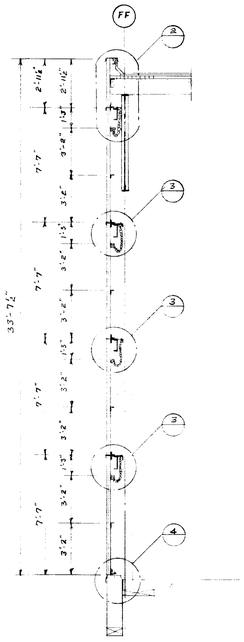

1 / 61
¼" = 1'-0"

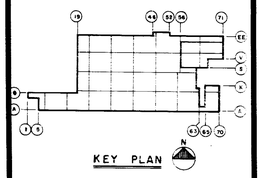

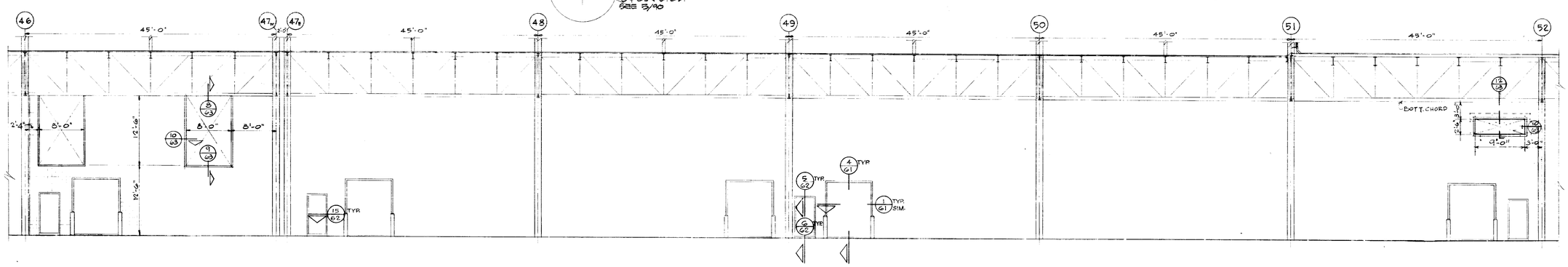

PARTIAL SOUTH ELEVATION ALONG LINE "DD"

SCALE 1/8" = 1'-0"

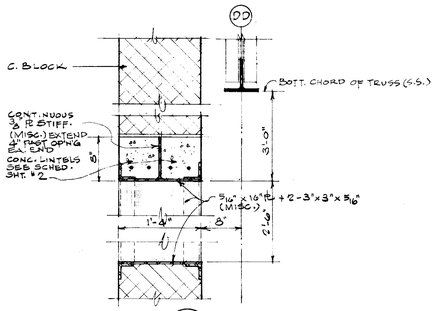

12 / 63
1" = 1'-0"

DATE	ISSUED FOR	APPROVAL	APPROVAL
4-28-77	INT. FL. CONC. BID		
5-19-77	ROOF BID		
5-25-77	MISC STEEL BID		
5-26-77	ARCH BID		
5-27-77	PAINTING & FINISHING BID		

NO.	DATE	BY	APPROVAL	APPROVAL
1/60	5-15-78	RM		
4/DDU	5-2-78	RM		
3 PW/24	2-7-78	MK		
2 RFO 78	1-06-78	MK		
1 RFO 60	11-8-77	PB		
1196	11-7-77	RM		
61	7-7-77	MK		

REVISIONS

CONTRACT SIGNATURES

FOR THE OWNER

FOR THE CONTRACTOR

DRAWING CERTIFIED BY

REGISTERED

STATE

NUMBER

DATE

PLANT ENGINEERING AND CONSTRUCTION
MANUFACTURING STAFF
ARGONAUT
GENERAL MOTORS CORPORATION
485 WEST MILWAUKEE AVENUE & DETROIT, MICHIGAN
A ENGINEERING & REAL ESTATE & CONSTRUCTION MANAGEMENT

NEW MANUFACTURING PLANT
FOR
OKLAHOMA INDUSTRIES AUTHORITY
TENANCY BY
GM ASSEMBLY DIVISION
GENERAL MOTORS CORPORATION
OKLAHOMA CITY OKLAHOMA

PROJECT TITLE

PAINT MIX & STORAGE ROOM DETAILS

SHEET TITLE

OWNER'S IDENTIFICATION

4500
P. E. & C. PROJECT NUMBER

DATE

DRAWN BY

JOB CAPT.

63
SHEET NUMBER

ARGO 118 REV. 12-69 K&E 17 0133 2-74 1790

PROJECT NO. SHEET NO.

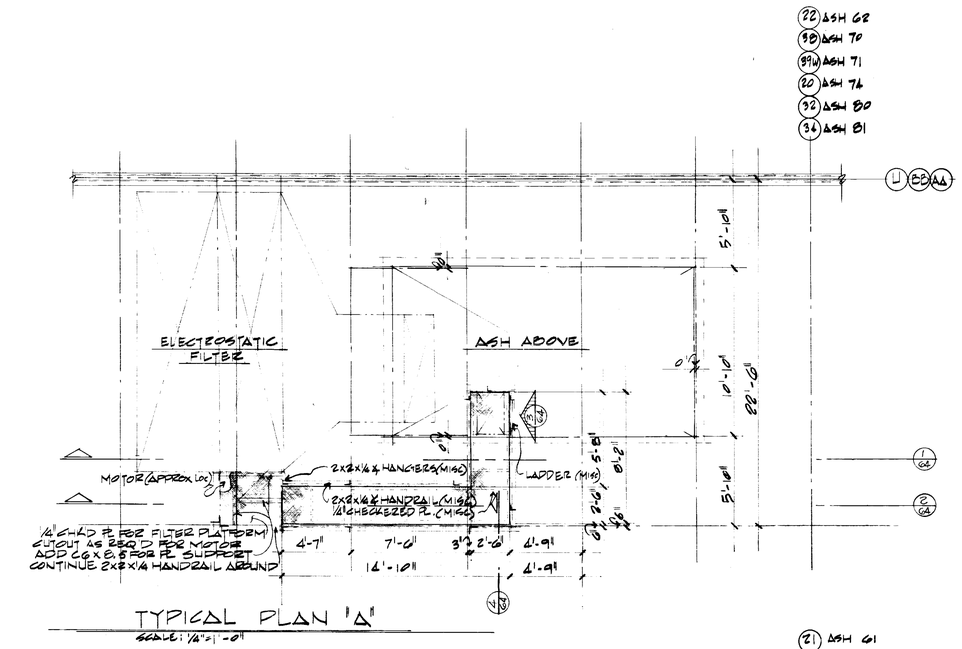

TYPICAL PLAN 'A'

SCALE: 1/4" = 1'-0"

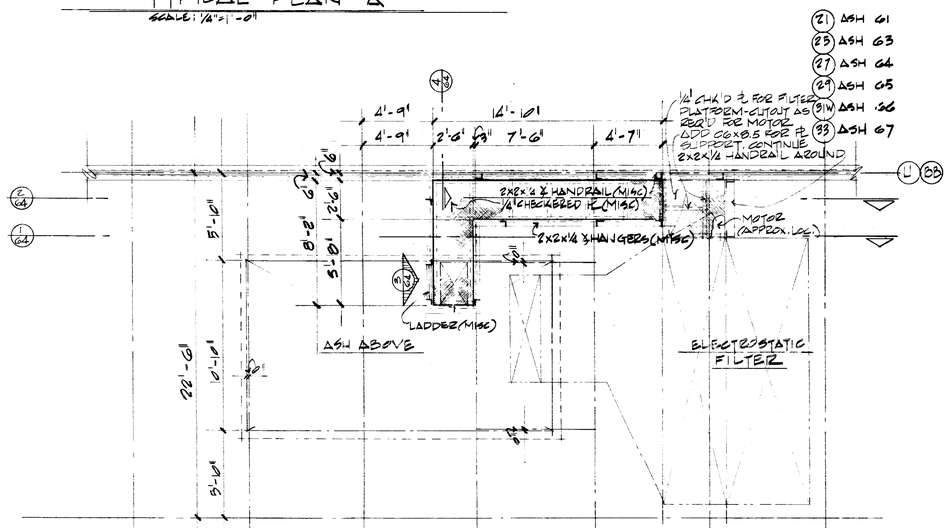

TYPICAL PLAN 'B'

SCALE 1/4" = 1'-0"

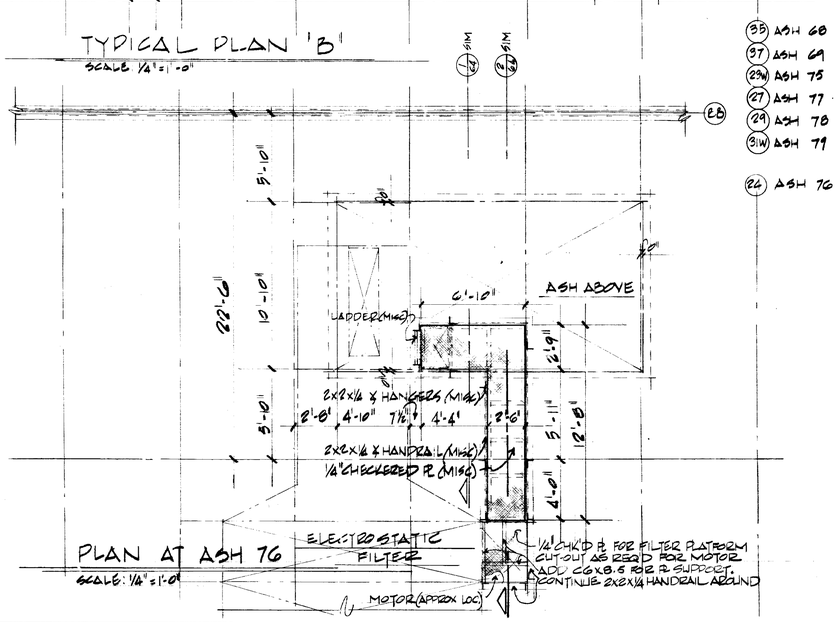

PLAN AT ASH 76

SCALE: 1/4" = 1'-0"

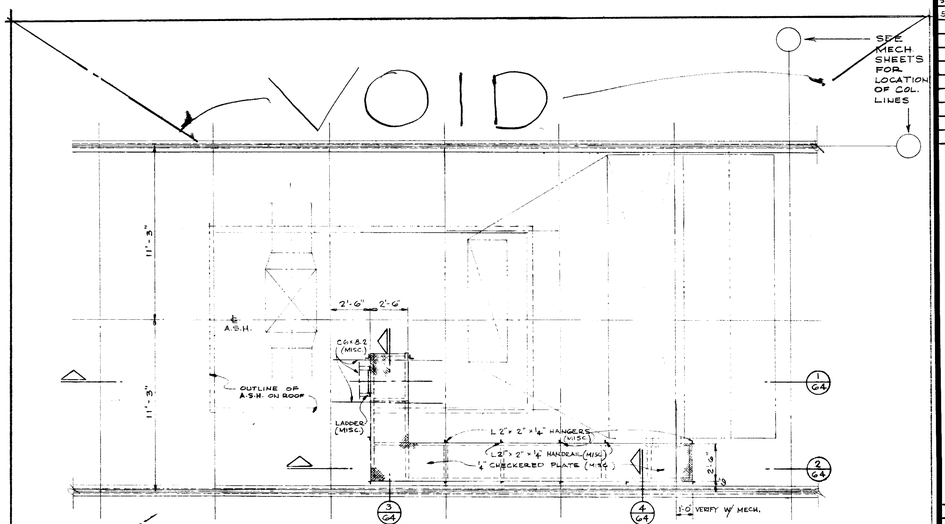

TYPICAL PLAN OF CATWALK AT ELECTROSTATIC FILTERS

1/4" = 1'-0"

NOTE:
VERIFY ALL CLEARANCES & LOCATIONS WITH MECH. CONTRACTOR.

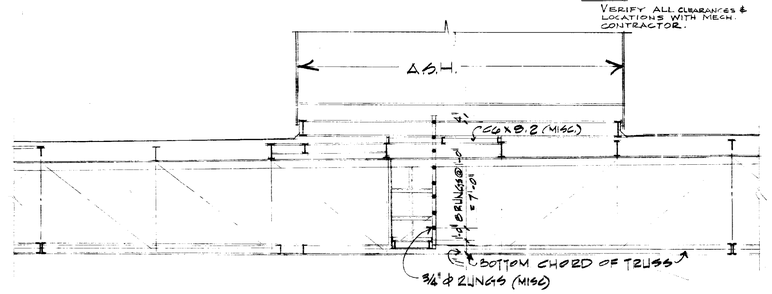

1/64

1/4" = 1'-0"

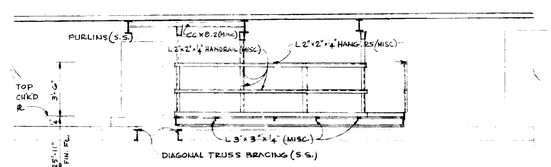

2/64

1/4" = 1'-0"

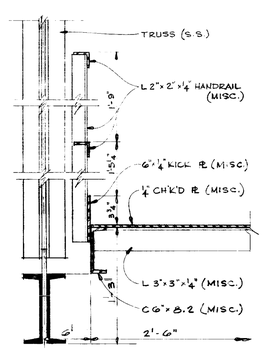

4/64

1 1/2" = 1'-0"

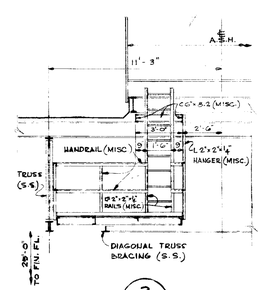

3/64

1/4" = 1'-0"

DATE	ISSUED FOR	APPROVAL	APPROVAL
5-19-77	ROOF PSID		
5-25-77	MISC STEEL BID		
5-27-77	PAINTING & FINISHING BID		

NO.	DATE	BY	APPROVAL	APPROVAL
2-0357	6-29-78	RM		
144	2-20-78	RM		
1196	11-7-77	RM		
61	7-7-77	MK		

REVISIONS

CONTRACT SIGNATURES

FOR THE OWNER

FOR THE CONTRACTOR

DRAWING CERTIFIED BY

REGISTERED

STATE

NUMBER

DATE

ARGONAUT

PLANT ENGINEERING AND CONSTRUCTION

MANUFACTURING STAFF

GENERAL MOTORS CORPORATION
485 WEST MILWAUKEE AVENUE • DETROIT, MICHIGAN

ARCHITECTURE & ENGINEERING • REAL ESTATE & CONSTRUCTION MANAGEMENT

NEW MANUFACTURING PLANT
FOR
OKLAHOMA INDUSTRIES AUTHORITY
TENANCY BY

G M ASSEMBLY DIVISION

GENERAL MOTORS CORPORATION

OKLAHOMA CITY OKLAHOMA

PROJECT TITLE

CATWALK AT ELECTROSTATIC FILTER & MISC. DETAILS

SHEET TITLE

OWNER'S IDENTIFICATION

DATE

DRAWN BY

JOB CAPT.

4500

P. E. & C. PROJECT NUMBER

64

SHEET NUMBER

ARGO 118 REV. 12-69 K&E 17 0153 2-74 1790-

PROJECT NO. SHEET NO.

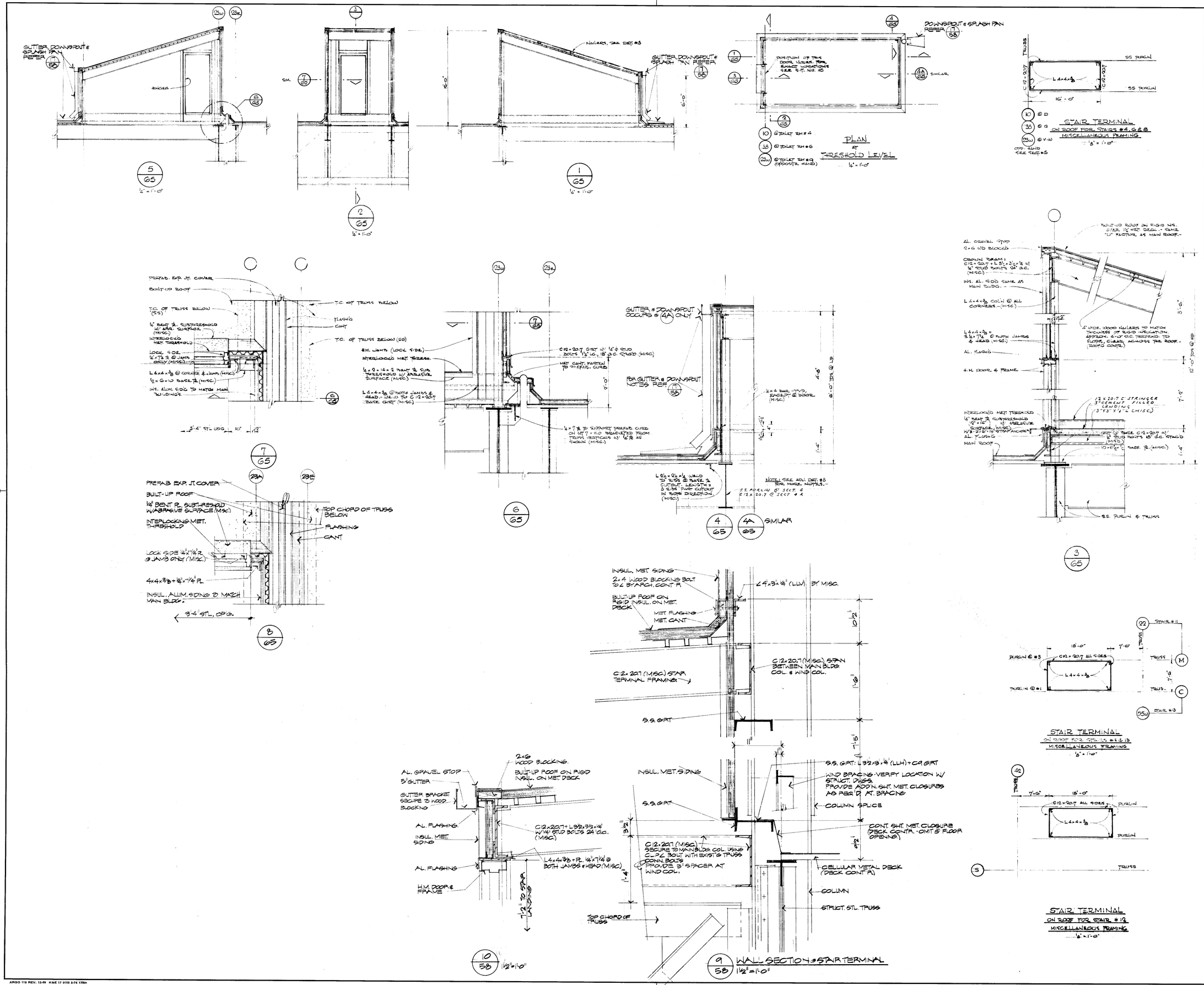

DATE	ISSUED FOR	APPROVAL	APPROVAL
4-7-77	METAL ROOF DECK BID		
4-7-77	METAL SIDING BID		
5-19-77	ROOF BID		
5-25-77	MISC STEEL BID		
5-26-77	ARCH BID		
5-27-77	PAINTING & FINISHING BID		

NO.	DATE	BY	APPROVAL	APPROVAL
119C	11-7-77	RM		
106	8-3-77	PB		
62	7-21-77	MK		
61	7-7-77	MK		

REVISIONS

CONTRACT SIGNATURES	DRAWING CERTIFIED BY
FOR THE OWNER	REGISTERED STATE NUMBER DATE
FOR THE CONTRACTOR	

ARGONAUT
PLANT ENGINEERING AND CONSTRUCTION
MANUFACTURING STAFF
GENERAL MOTORS CORPORATION
DIVISION OF GENERAL MOTORS, 486 WEST MILWAUKEE AVENUE & DETROIT, MICHIGAN
ARCHITECTURE ▲ ENGINEERING ▲ REAL ESTATE ▲ CONSTRUCTION MANAGEMENT

NEW MANUFACTURING PLANT
FOR
OKLAHOMA INDUSTRIES AUTHORITY
OWNED BY
G M ASSEMBLY DIVISION
GENERAL MOTORS CORPORATION
OKLAHOMA CITY, OKLAHOMA

PROJECT TITLE

STAIR TERMINALS ON ROOF

SHEET TITLE

OWNER'S IDENTIFICATION	4500 P. E. & C. PROJECT NUMBER
DATE	
DRAWN BY	65
JOB CAPT.	SHEET NUMBER

ARGO 118 REV. 12-69 K&E 17 0133 2-74 1780

PROJECT NO. SHEET NO.

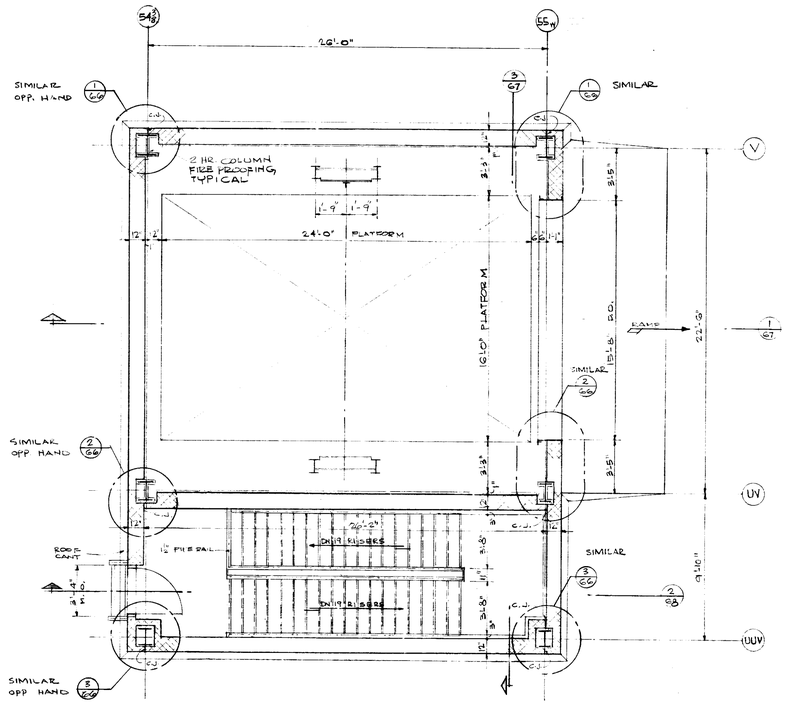

PLAN AT PAINT SHOP ROOF

STAIR NO. & ELEVATOR

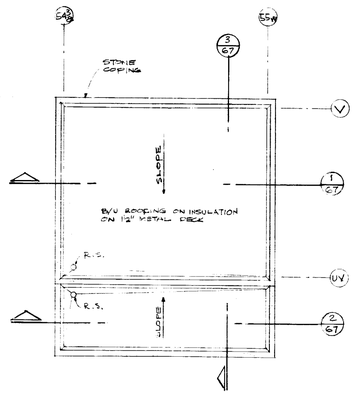

ROOF PLAN

SCALE: 1/8" = 1'-0"

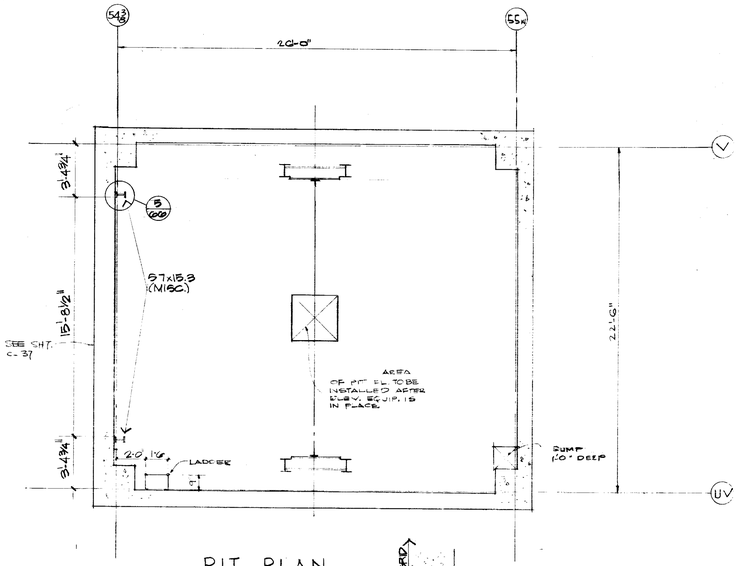

PIT PLAN

ELEVATOR

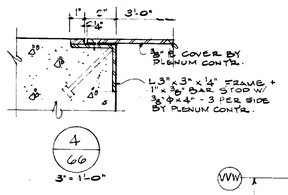

4/66

3" = 1'-0"

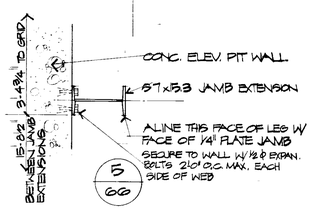

5/66

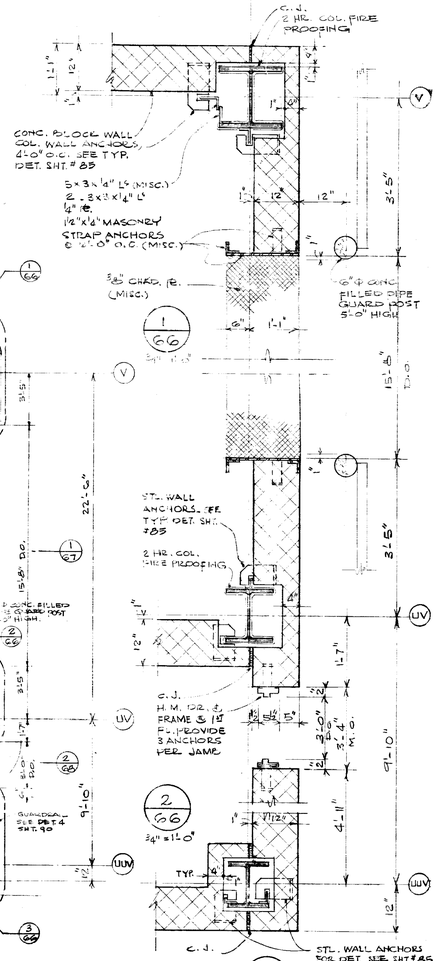

2/66

¾" = 1'-0"

1/66

¾" = 1'-0"

3/66

¾" = 1'-0"

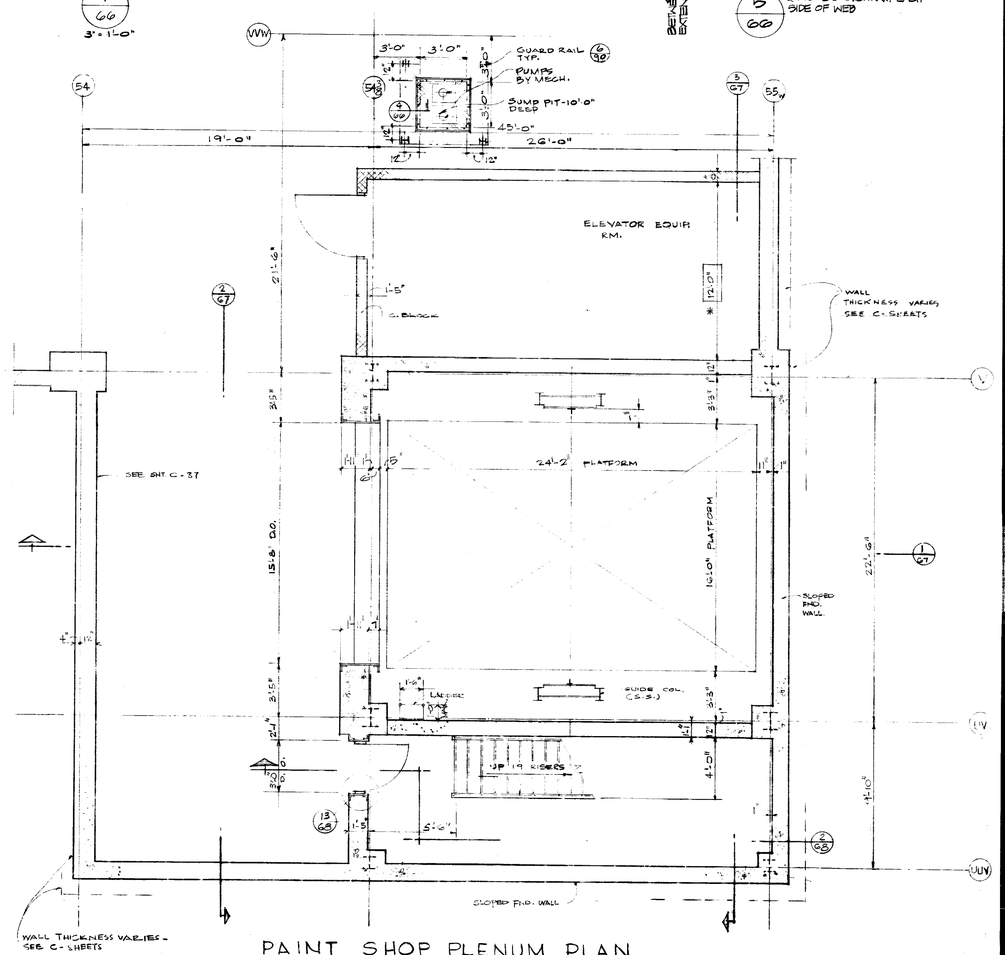

PAINT SHOP PLENUM PLAN

STAIR NO. & ELEVATOR NO. 4

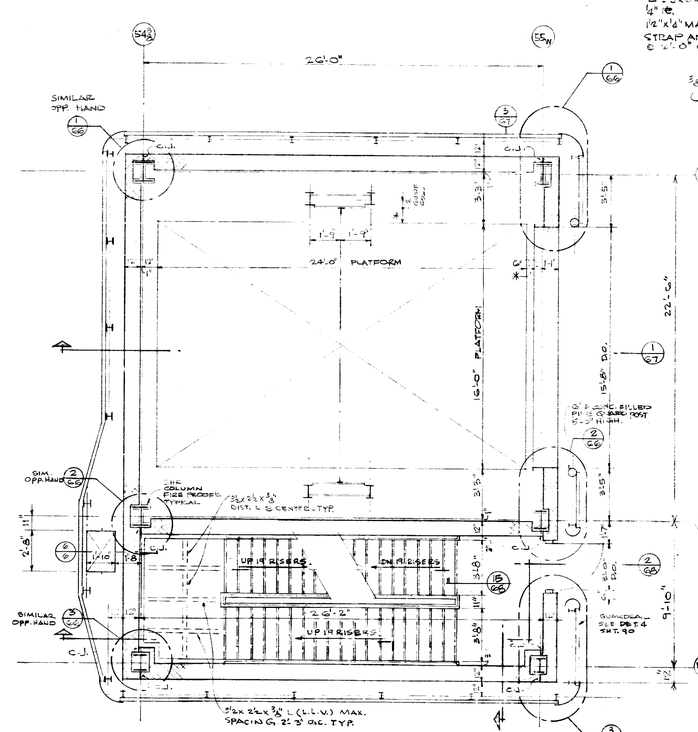

FIRST FLOOR PLAN

STAIR NO. & ELEVATOR NO. 4

NOTE:
1. SCALE: ¼" = 1'-0" UNLESS OTHERWISE NOTED.
* 2. ALL ELEVATOR DIMENSIONS TO BE COORDINATED WITH APPROVED SHOP DRAWINGS.

DATE	ISSUED FOR	APPROVAL	APPROVAL
2-14-77	ELEV. BIDS		
3-3-77	STR. STL. REF.		
2-28-77	MECH U.G. REF		
3-23-77	PRIME MECH. &	ELECT REF.	
3-21-77	CAISSON REF.		
4-7-77	METAL ROOF DECK BID		
4-18-77	FINISH ARCH REF		
4-28-77	CONC PLENUM BID		
4-28-77	1st FLR CONC BID		
5-19-77	ROOF BID		
5-20-77	SUPPORTED SLAB BID		
5-25-77	MISC STEEL BID		
5-26-77	ARCH BID		
5-27-77	PAINTING & FINISHING BID		

NO.	DATE	BY	APPROVAL	APPROVAL
1196	11-7-77	RM		
10	8-1-77	PB		
8&10	7-21-77	MK		
61	7-7-77	VK		
78 REV.	6-8-77	A.A.		
P.C. #15	5-11-77	A.A.		
P.C. 17	5-10-77	A.A.		

REVISIONS

CONTRACT SIGNATURES

FOR THE OWNER

FOR THE CONTRACTOR

DRAWING CERTIFIED BY

REGISTERED

STATE

NUMBER

DATE

PLANT ENGINEERING AND CONSTRUCTION

MANUFACTURING STAFF

GENERAL MOTORS CORPORATION
485 WEST MILWAUKEE AVENUE • DETROIT, MICHIGAN

NEW MANUFACTURING PLANT FOR OKLAHOMA INDUSTRIES AUTHORITY TENANCY BY

GM ASSEMBLY DIVISION

GENERAL MOTORS CORPORATION

OKLAHOMA CITY OKLAHOMA

PROJECT TITLE

FREIGHT ELEVATOR & STAIR PLAN & PAINT SHOP

SHEET TITLE

OWNER'S IDENTIFICATION

DATE

DRAWN BY

JOB CAPT.

P.E. & C. PROJECT NUMBER: 4500

SHEET NUMBER: 66

116 REV. 12-69 K&E 17 0153 2-74 1750+

PROJECT NO. SHEET NO.

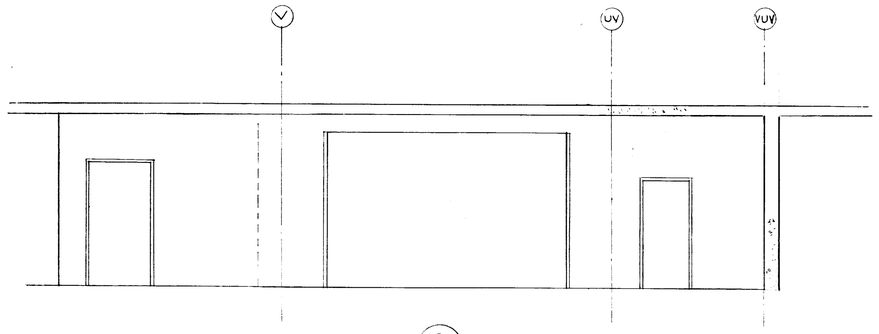

2/GG

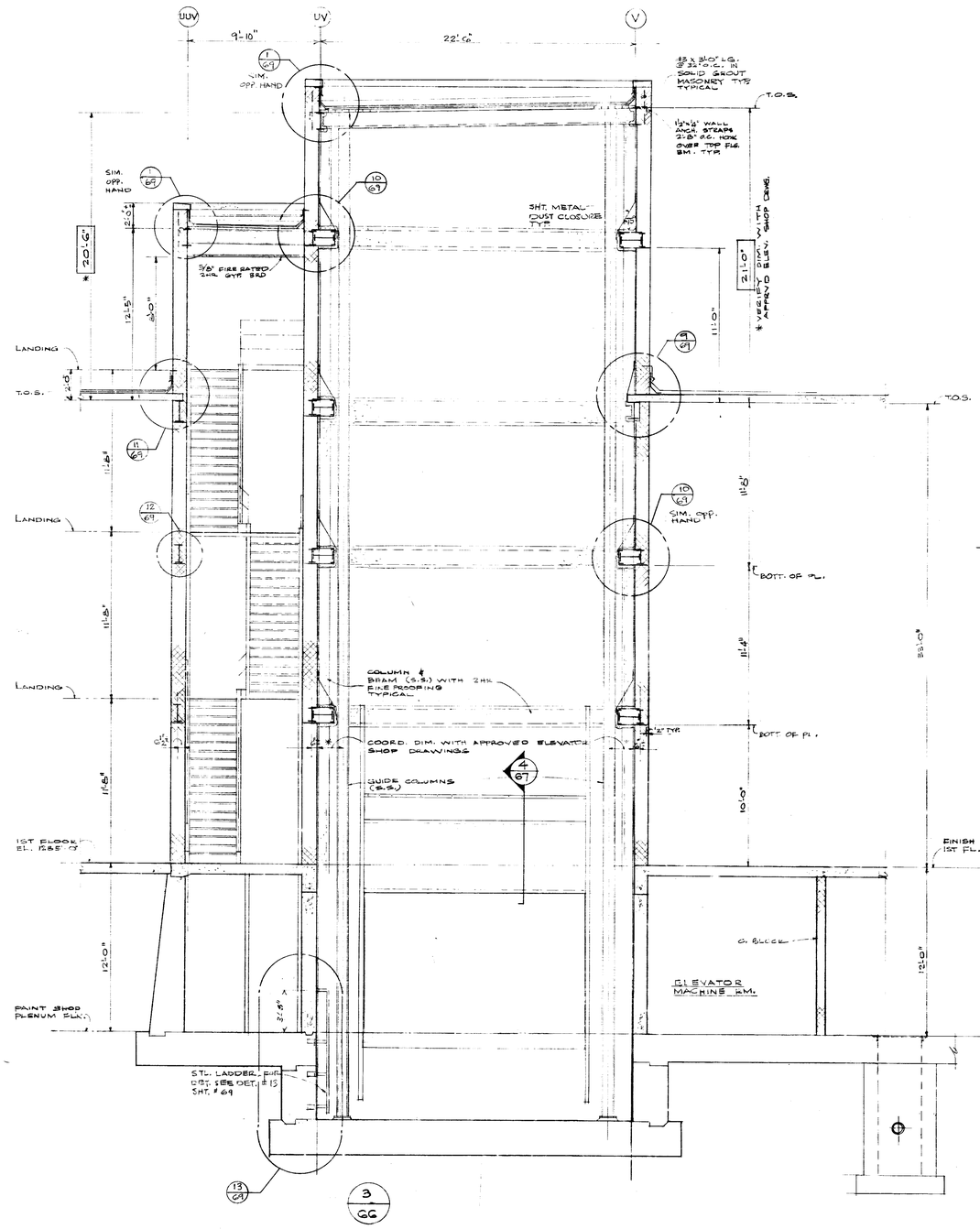

3/GG

4/67 SHEET METL CLOSURE DETL
SCALE: 3/4" = 1'-0"

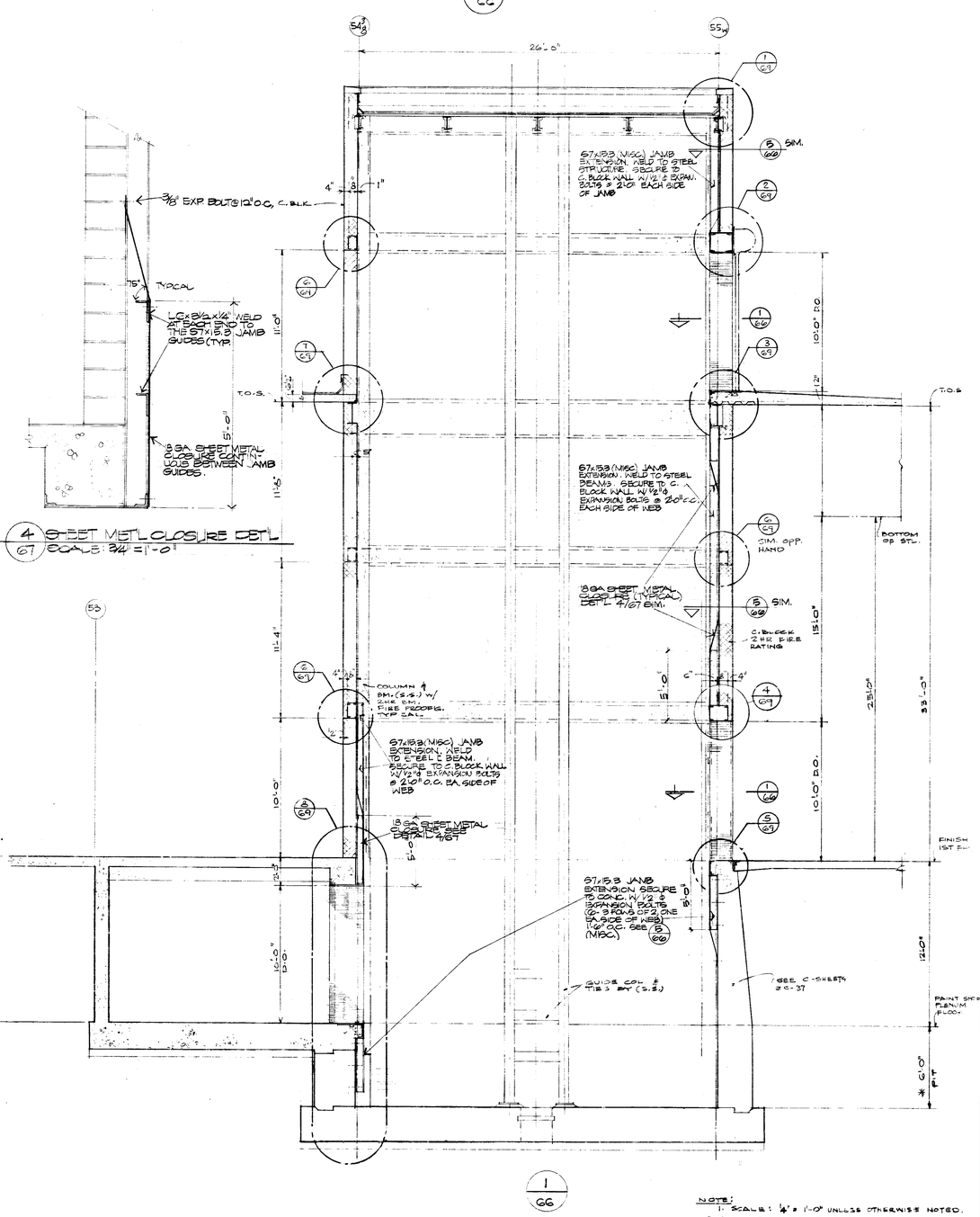

1/GG

NOTE:
1. SCALE: 1/4" = 1'-0" UNLESS OTHERWISE NOTED.
* 2. ALL ELEVATOR DIMENSIONS TO BE COORDINATED WITH APPROVED SHOP DRAWINGS.

DATE	ISSUED FOR	APPROVAL	APPROVAL
2-14-77	ELEV. MACH'S		
2-16-77	STR., STL., REF.		
2-28-77	MECH U.G. REF		
3-23-77	PRIME MECH & ELECT REF		
3-21-77	CAISSON REF.		
4-7-77	METAL DECK BID		
4-18-77	FIRE PROT. REF		
4-28-77	CONC. PNUM BID		
4-28-77	1ST FLR CONC BID		
5-26-77	SUPPORTED SLAB BID		
5-25-77	MISC STEEL BID		
5-26-77	ARCH BID		
5-27-77	PAINTING & FINISH HDW. BID		

NO.	DATE	BY	APPROVAL	APPROVAL
EPO 460	2-19-78	SB		
EPO 968	7-19-78	WD		
1196	11-7-77	EM		
70	8-1-77	PB		
EPO 30	7-21-77	VK		
61	7-7-77	VK		
EPO 18	2-9-77	A.A.		
EPO 18	5-11-77	A.A.		
EPO 17	5-10-77	A.A.		

REVISIONS

CONTRACT SIGNATURES

FOR THE OWNER

FOR THE CONTRACTOR

DRAWING CERTIFIED BY

REGISTERED

STATE

NUMBER

DATE

PLANT ENGINEERING AND CONSTRUCTION
MANUFACTURING STAFF
GENERAL MOTORS CORPORATION
485 WEST MILWAUKEE AVENUE & DETROIT, MICHIGAN

NEW MANUFACTURING PLANT FOR OKLAHOMA INDUSTRIES AUTHORITY
GM ASSEMBLY DIVISION
GENERAL MOTORS CORPORATION
OKLAHOMA CITY, OKLAHOMA

PROJECT TITLE

FREIGHT ELEVATOR SECTIONS

SHEET TITLE

OWNER'S IDENTIFICATION

4500 P.E.&C. PROJECT NUMBER

DATE

DRAWN BY

JOB CAPT.

67 SHEET NUMBER

116 REV. 12-69 K&E 17 0153 2-74 1790+

PROJECT NO. SHEET NO.

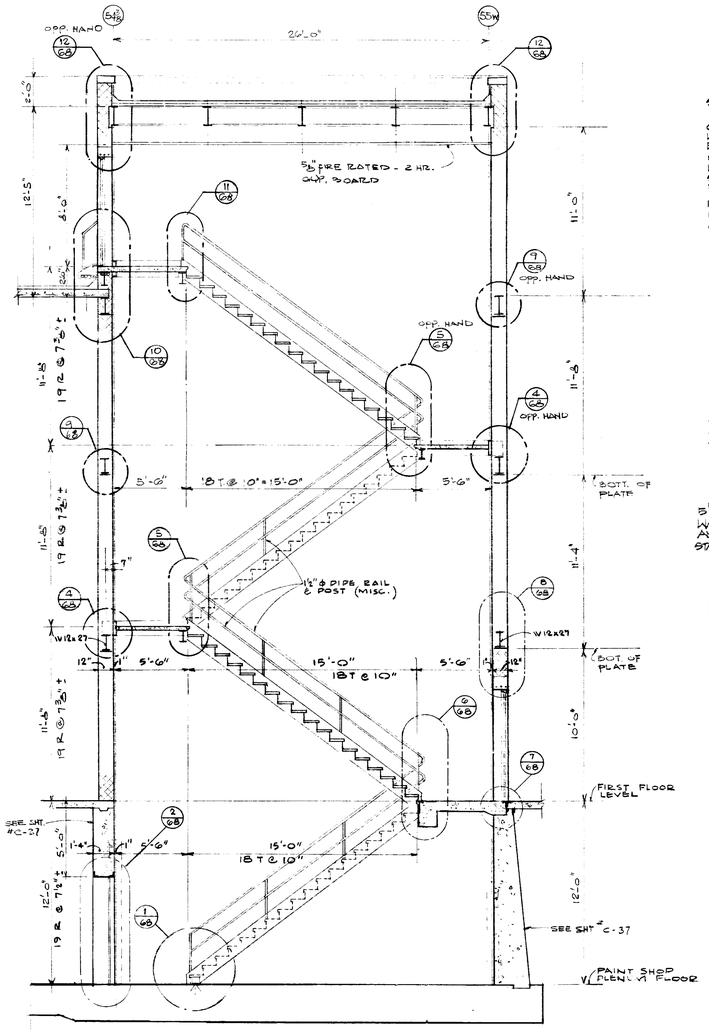

2/66

SCALE 1/4" = 1'-0"

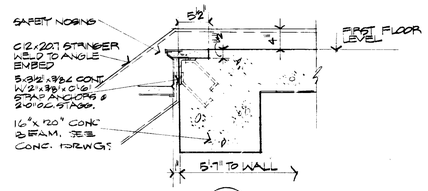

15/66

1" = 1'-0"

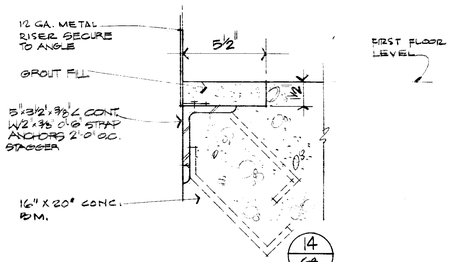

14/68

3/4" = 1'-0"

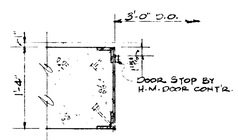

JAMB

13/68

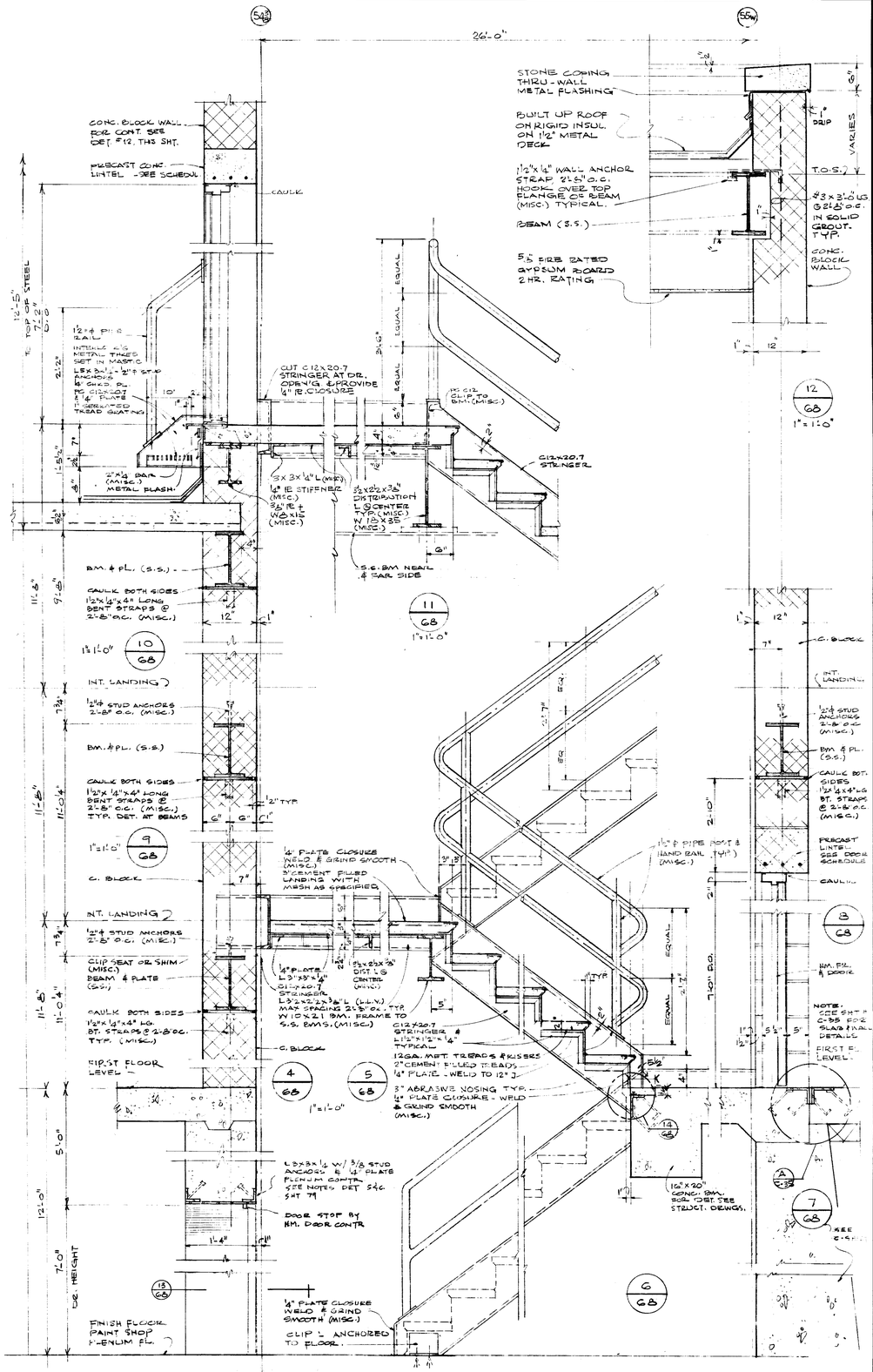

2/68

1" = 1'-0"

1/68

1" = 1'-0"

12/68

1" = 1'-0"

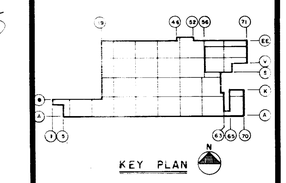

KEY PLAN

DATE	ISSUED FOR	APPROVAL	APPROVAL
3-3-77	STR. STL. & FR.		
3-23-77	FRAME, MACH & ELECT REV		
3-21-77	CAISSON REP.		
4-28-77	CONC. PLENUM BID		
4-28-77	1st FLR CONC BID		
5-19-77	ROOF BID		
5-20-77	SUPORTED SLAB BID		
5-25-77	MISC STEEL BID		
5-26-77	ARCH BID		
5-27-77	PAINTING & FINISHING BID		

NO.	DATE	BY	APPROVAL	APPROVAL
EO 368	7-19-73	WD		
160	5-15-73	RM		
1192	11-7-71	RM		
61	7-7-71	V.K.		
05 Rev.	6-9-71	A.A.		
2C 36	5-11-71	A.A.		
4C 17	3-0-71	M.K.		

REVISIONS

CONTRACT SIGNATURES

FOR THE OWNER

FOR THE CONTRACTOR

DRAWING CERTIFIED BY

REGISTERED

STATE

NUMBER

DATE

PLANT ENGINEERING AND CONSTRUCTION

MANUFACTURING STAFF

ARGONAUT REALTY DIVISION OF GENERAL MOTORS CORPORATION 485 WEST MILWAUKEE AVENUE & DETROIT, MICHIGAN

ARCHITECTURE & ENGINEERING & REAL ESTATE & CONSTRUCTION MANAGEMENT

GM ASSEMBLY DIVISION

OKLAHOMA

PROJECT TITLE

FREIGHT ELEVATOR DETAILS

SHEET TITLE

OWNER'S IDENTIFICATION

DATE

DRAWN BY

JOB CAPT.

4500

P. E. & C. PROJECT NUMBER

68

SHEET NUMBER

116 REV. 12-69 K&E 17 0133 2-74 1790

PROJECT NO. SHEET NO.

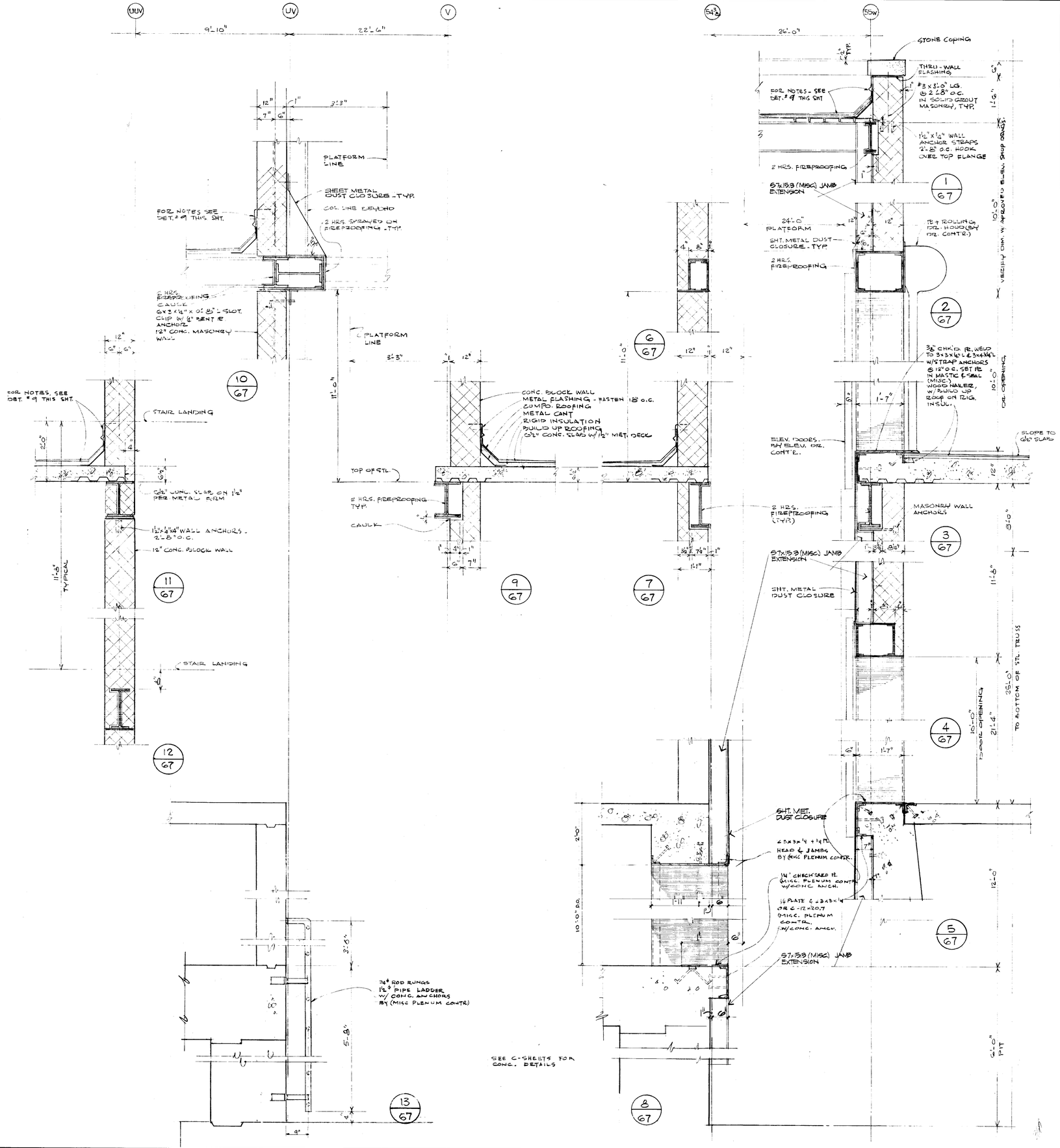

DATE	ISSUED FOR	APPROVAL	APPROVAL
3-21-77	M&H & ELECT	CONCEPTUAL	REF
4-28-77	CONC. PLENUM BID		
4-28-77	JT FLR. CONC. BID		
5-19-77	ROOF BID		
5-20-77	SUMMETED SLAB BID		
5-25-77	MISC STEEL BID		
5-26-77	ARCH BID		
5-27-77	PAINTING & FINISHING BID		

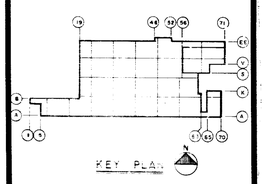

NO.	DATE	BY	APPROVAL	APPROVAL
260	2-19-78	EB		
EP0368	7-19-78	WD		
160	5-15-78	RM		
119C	11-7-77	RM		
70	8-1-77	PB		
EP0330	7-21-77	MK		
61	7-7-77	MK		
28 REV.	6-9-77	V.K.		
PC #8	5-11-77	A.A.		
PC-17	5-10-77	M.K.		

REVISIONS

CONTRACT SIGNATURES

FOR THE OWNER

FOR THE CONTRACTOR

DRAWING CERTIFIED BY

REGISTERED

STATE

NUMBER

DATE

ARGONAUT DIVISION OF GENERAL MOTORS

PLANT ENGINEERING AND CONSTRUCTION

MANUFACTURING STAFF

GENERAL MOTORS CORPORATION

400 WEST MILWAUKEE AVENUE • DETROIT, MICHIGAN

ARCHITECTURE • ENGINEERING • REAL ESTATE • CONSTRUCTION MANAGEMENT

NEW MANUFACTURING PLANT FOR OKLAHOMA INDUSTRIES AUTHORITY TENANCY BY

GM ASSEMBLY DIVISION

GENERAL MOTORS CORPORATION

OKLAHOMA CITY OKLAHOMA

PROJECT TITLE

DOOR & STAIR DETAILS FREIGHT ELEVATOR

SHEET TITLE

OWNER'S IDENTIFICATION

4500

P.E. & C. PROJECT NUMBER

DATE

DRAWN BY

JOB CAPT.

69

SHEET NUMBER

ARGO 118 REV. 12-69 K&E 17 0133 2-74 1790-

PROJECT NO. SHEET NO.

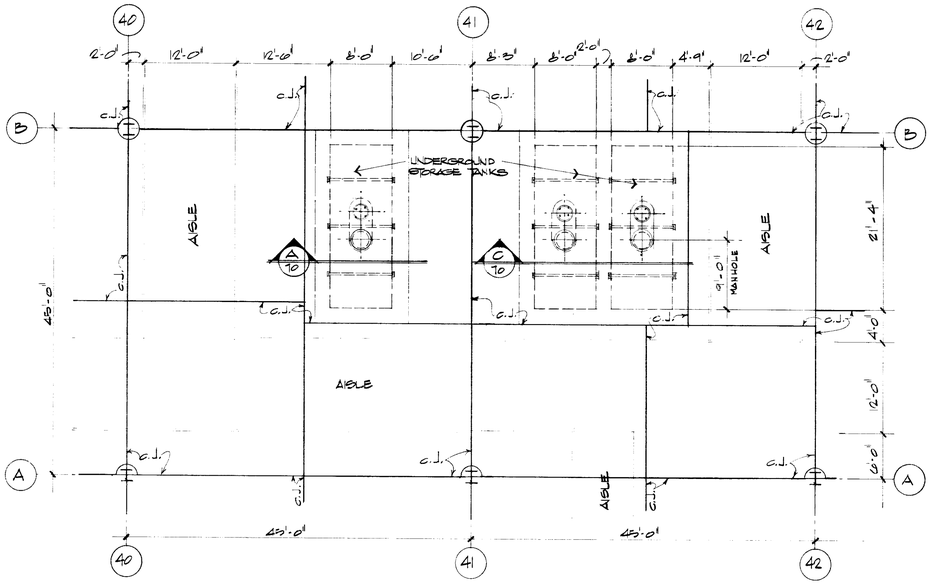

1/70 PARTIAL FLOOR PLAN
SCALE: 1/8" = 1'-0"

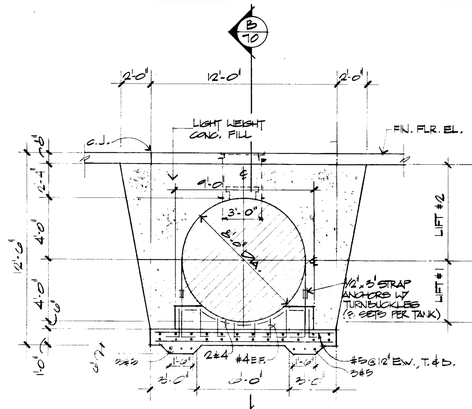

A/70 SECTION
SCALE: 1/4" = 1'-0"

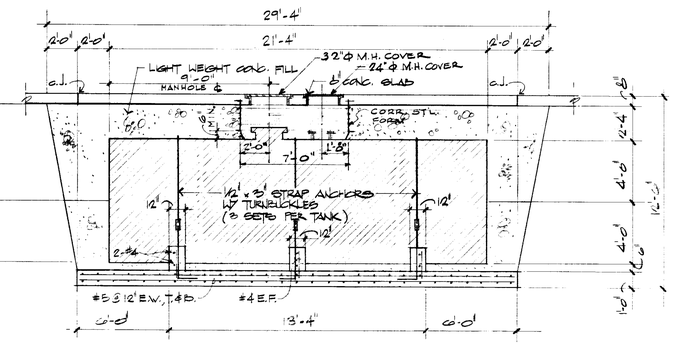

B/70 SECTION
SCALE: 1/4" = 1'-0"

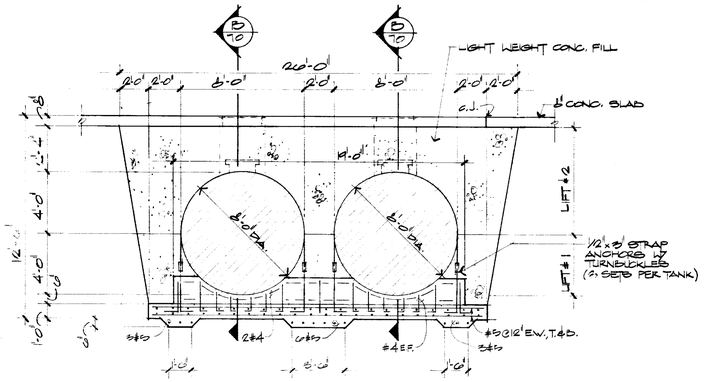

C/70 SECTION
SCALE: 1/4" = 1'-0"

SEQUENCE OF CONSTRUCTION AND GENERAL NOTES

1. POUR BASE SLAB & SADDLES
2. ERECT TANKS
3. INSTALL STRAPS
4. FILL TANKS WITH WATER
5. POUR LIGHT WEIGHT CONC. IN (2) LIFTS.
6. CONC. SHALL BE 60-80 LBS. PER CUBIC FT. AND SHALL HAVE A MINIMUM COMPRESSIVE STRENGTH OF 800 P.S.I. AT 28 DAYS.
7. POUR PLANT FLOOR SLAB.
8. SEE SHT. A-90 FOR CONSTRUCTION OR CONTROL JOINT DETAILS.

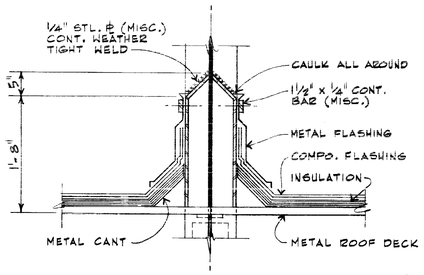

2/70 SECTION - ROOF PENETRATION
1" = 1' - 0"

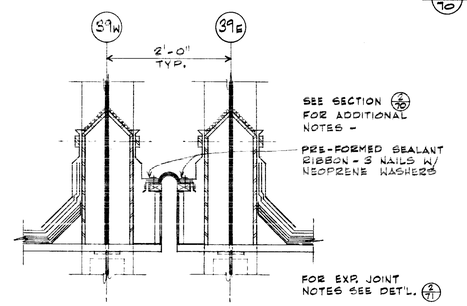

4/70 SECTION - ROOF PENETRATION @ EXP. JT.
1" = 1' - 0"

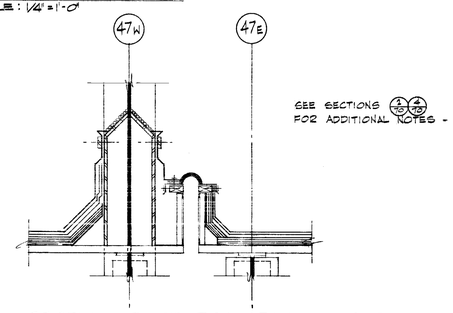

6/70 SECTION - ROOF PENETRATION @ EXP. JT.
1" = 1' - 0"

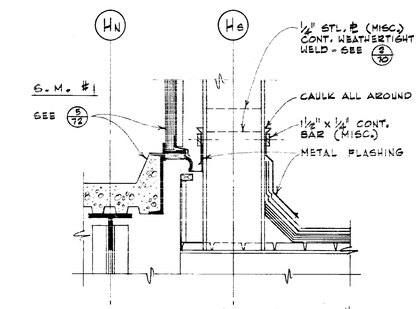

8/70 SECTION - FLASHING @ S.M. #1
1" = 1' - 0"

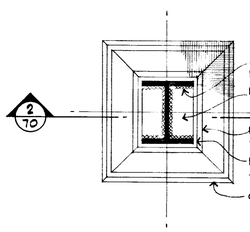

3/70 PLAN - ROOF PENETRATION
1" = 1' - 0"

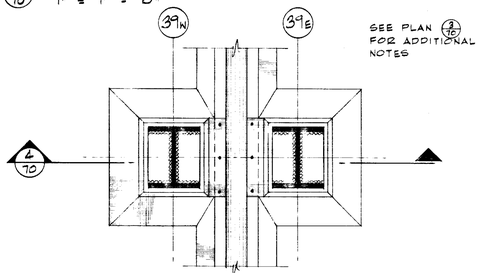

5/70 PLAN - ROOF PENETRATION @ EXP. JT.
1" = 1' - 0"

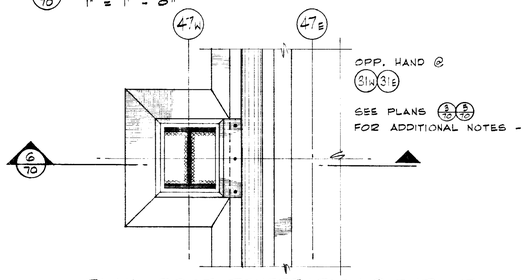

7/70 PLAN - ROOF PENETRATION @ EXP. JT.
1" = 1' - 0"

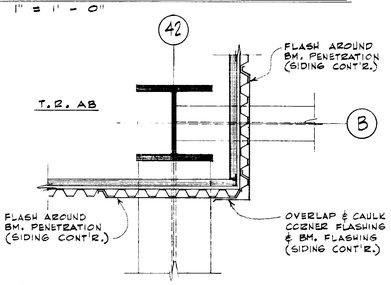

9/70 PLAN - FLASHING @ BM. PENETRATIONS
1" = 1' - 0"

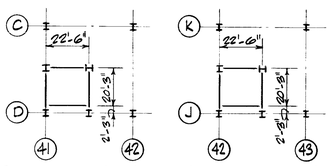

COOLING TOWER GRILLAGE (SEE STRUCTURAL)

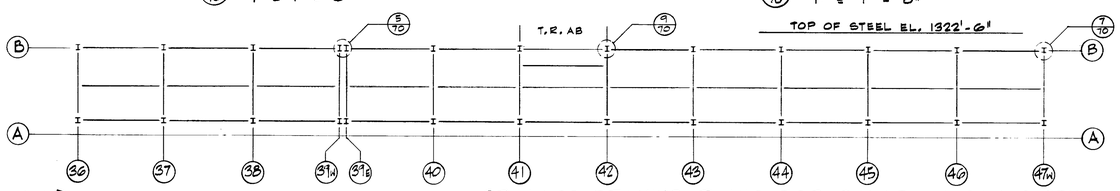

GRILLAGE FRAMING PLANS FOR SOLAR ENERGY SYSTEM

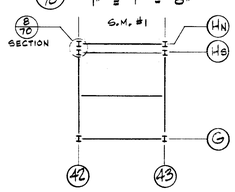

DATE	ISSUED FOR	APPROVAL	APPROVAL
11-16-77	EFO-146	CB Brown	
12-14-77	EFO-146-2	CB Brown	
3-1-78	REF. SOLAR BID	CB Brown	
4-7-78	REF. RFI/4512		

NO.	DATE	BY	APPROVAL	APPROVAL
EFO-254	3-1-78	VK	J. Brown	

REVISIONS

CONTRACT SIGNATURES — FOR THE OWNER — FOR THE CONTRACTOR

DRAWING CERTIFIED BY — DATE

ARGONAUT — DIVISION OF GENERAL MOTORS — 485 WEST MILWAUKEE AVENUE • DETROIT, MICHIGAN

PLANT ENGINEERING AND CONSTRUCTION MANUFACTURING STAFF

NEW MANUFACTURING PLANT FOR OKLAHOMA INDUSTRIES AUTHORITY TENANCY BY GM ASSEMBLY DIVISION

GENERAL MOTORS CORPORATION — OKLAHOMA CITY OKLAHOMA

PROJECT TITLE

PLAN & SECTIONS OF SOLAR SYSTEM, TANKS & GRILLAGE

SHEET TITLE

OWNER'S IDENTIFICATION	ARGONAUT PROJECT NUMBER 4500
DATE 11-16-77	70
DRAWN BY G.N.	
JOB CAPT. C.B	SHEET NUMBER

ARGO 148 K&E 17 0153 8-74 2027

PROJECT NO. SHEET NO.

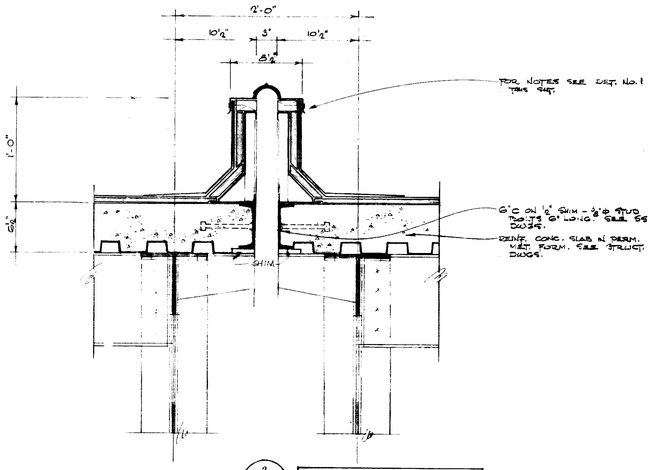

3/71 SEE DETAIL 1A FOR S.M. ALTERNATE CURB THIS SHT.

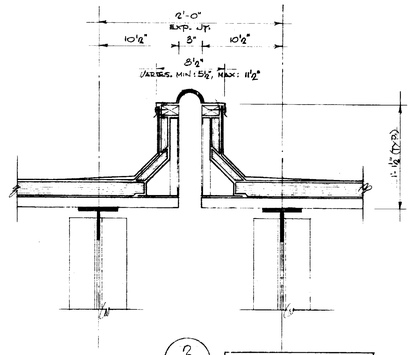

2/71 SEE DET. 1A FOR ALTERNATE CURB THIS SHT.

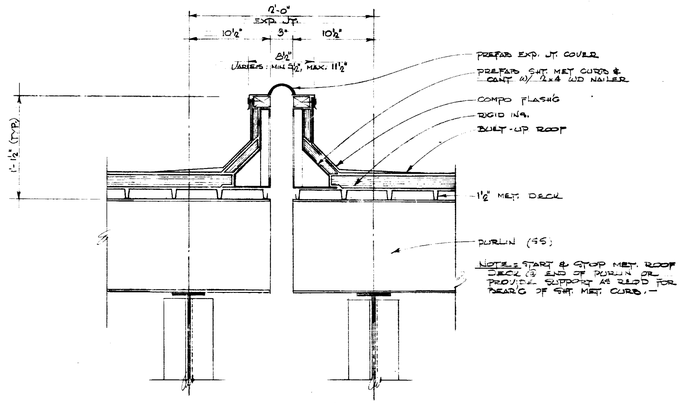

1/71 SEE DET. 1A FOR ALTERNATE CURB THIS SHT.

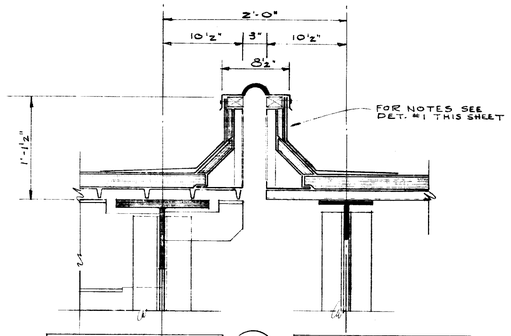

SEE DETAIL 1A FOR ALTERNATE CURB THIS SHT. 6/71 SEE DETAIL 2A FOR ALTERNATE CURB THIS SHT.

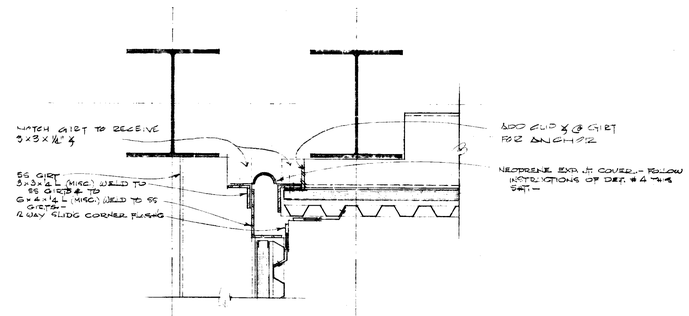

5/71

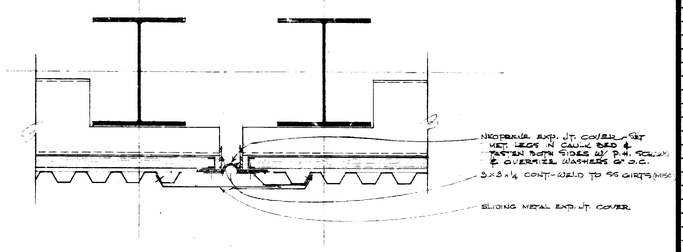

4/71

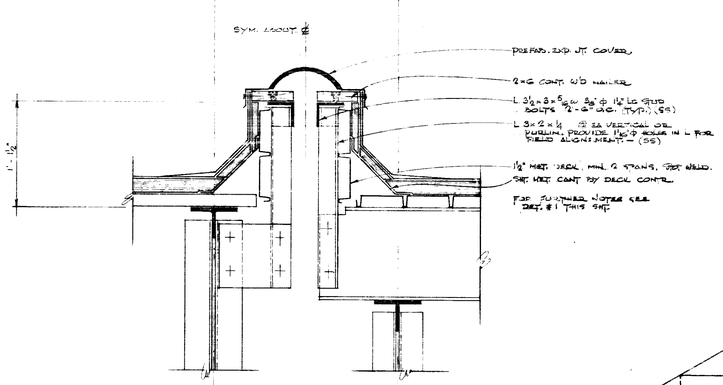

2A/71 1A/71 SEE SPEC. FOR DESCRIPTION OF SEPARATE PRICE #7

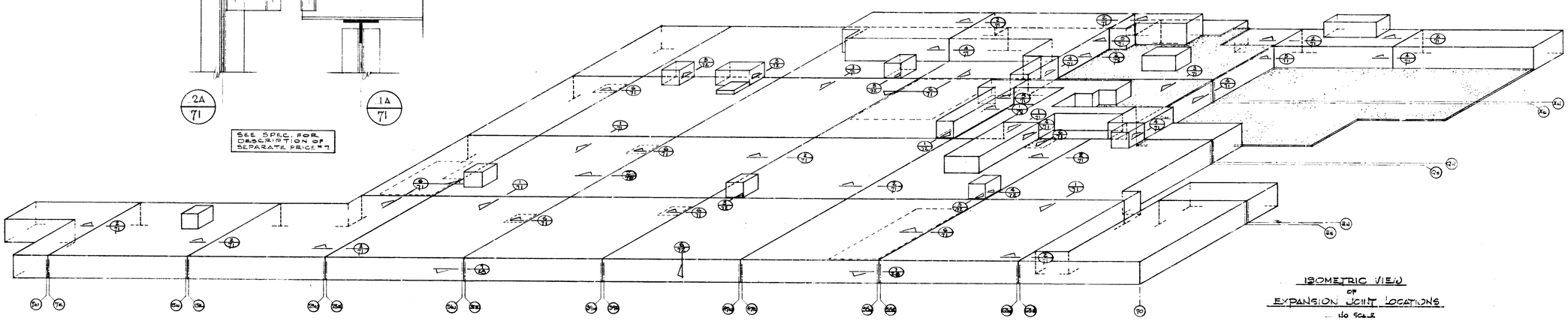

ISOMETRIC VIEW OF EXPANSION JOINT LOCATIONS
NO SCALE

NOTE: FOR MORE EXP. JT. DETAILS @ CONVEYOR ENCLOSURES, TRANSFORMER ROOMS, MECH. EQUIPMENT ROOM ETC. SEE THE SHEETS DRAWING WITH THESE BUILDINGS.

DATE	ISSUED FOR	APPROVAL	APPROVAL
3-8-77	STR. STL. REF.		
3-23-77	FRAMG. MECH. & ELECT. REF.		REF.
4-7-77	METAL ROOF DECK BID		
4-7-77	METAL SIDING BID		
4-11-77	PRECAST PANEL BID		
5-19-77	ROOF BID		
5-20-77	SUPPORTED BLAG BID		
5-25-77	MISC STEEL BID		
5-27-77	PAINTING & FINISHING BID		

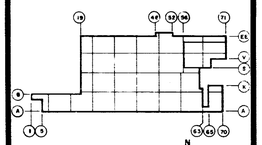

NO.	DATE	BY	APPROVAL	APPROVAL
144	8-20-73	RM		
119C	11-7-77	RM		
61	7-7-77	MK		

REVISIONS

CONTRACT SIGNATURES
FOR THE OWNER
FOR THE CONTRACTOR

DRAWING CERTIFIED BY
REGISTERED
STATE
NUMBER
DATE

ARGONAUT
DIVISION OF GENERAL MOTORS
PLANT ENGINEERING AND CONSTRUCTION
MANUFACTURING STAFF
486 WEST MILWAUKEE AVENUE DETROIT, MICHIGAN
ARCHITECTURE & ENGINEERING & REAL ESTATE & CONSTRUCTION MANAGEMENT

NEW MANUFACTURING PLANT FOR OKLAHOMA INDUSTRIES AUTHORITY
LEASED TO
GM ASSEMBLY DIVISION
GENERAL MOTORS CORPORATION
OKLAHOMA CITY, OKLAHOMA

PROJECT TITLE

EXPANSION JOINT DETAILS

SHEET TITLE

OWNER'S IDENTIFICATION
4500 P.E.&C. PROJECT NUMBER
DATE
DRAWN BY
JOB CAPT.
71 SHEET NUMBER

ARGO 118 REV. 12-69 K&E 17 0133 2-74 1730M

PROJECT NO. SHEET NO.

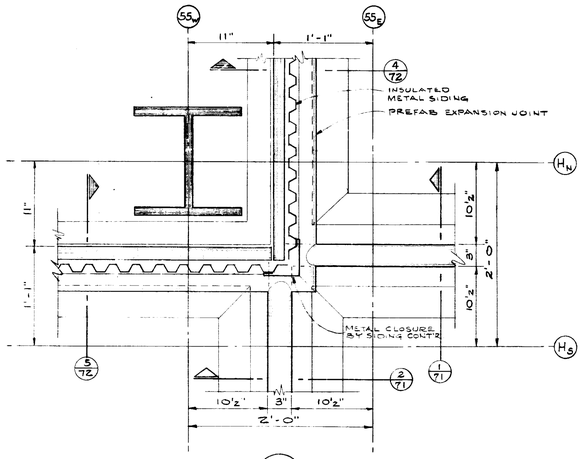

3/71

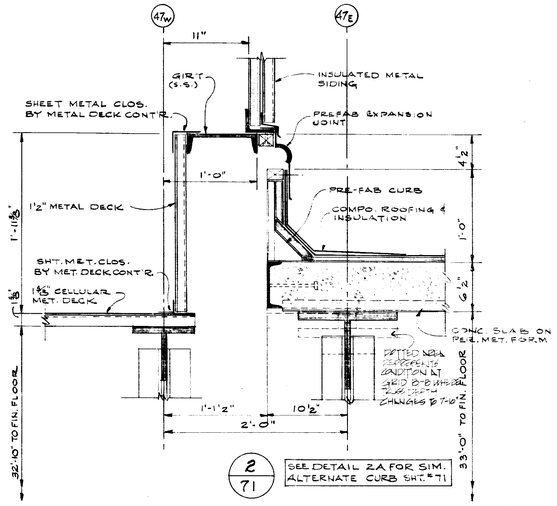

2/71 SEE DETAIL 2A FOR SIM. ALTERNATE CURB SHT. #71

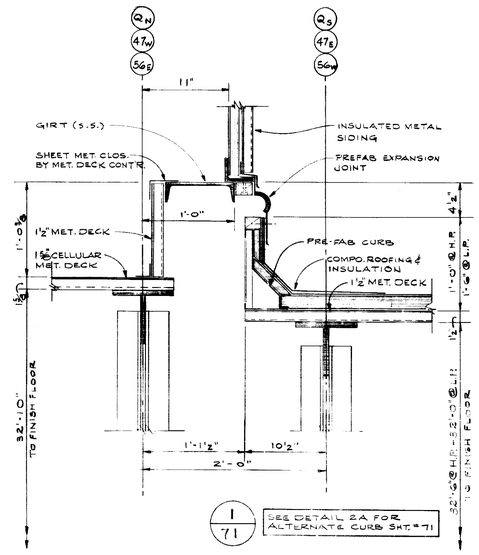

1/71 SEE DETAIL 2A FOR ALTERNATE CURB SHT. #71

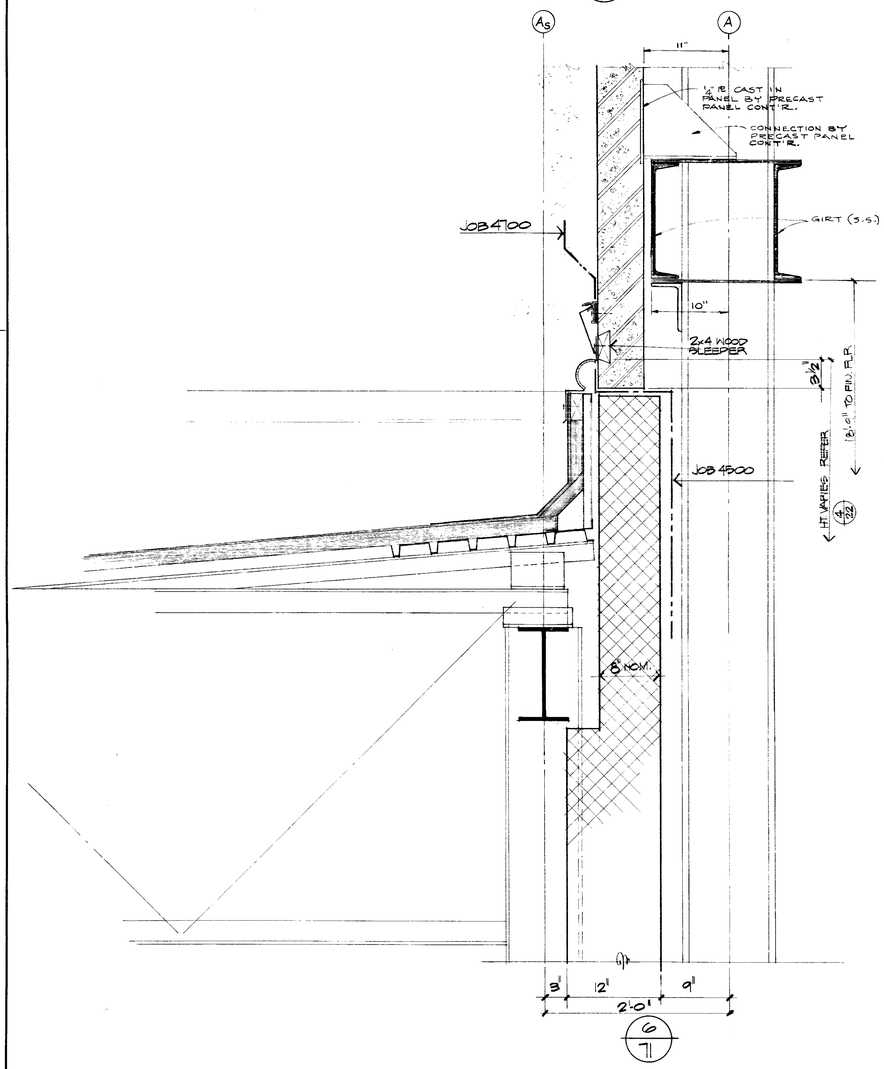

6/71

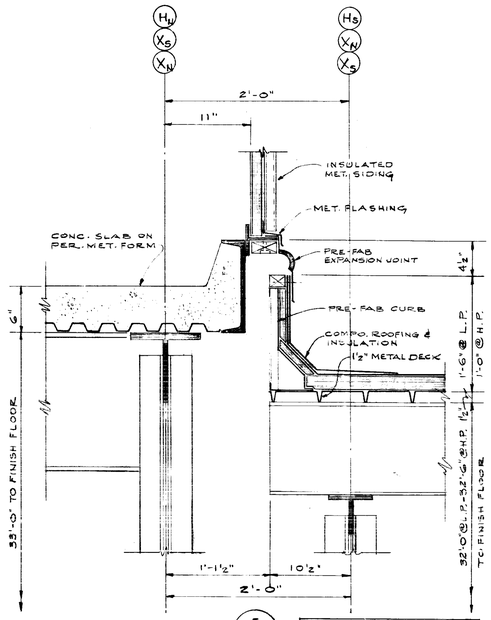

5/71 SEE DETAIL 1A FOR ALTERNATE CURB SHT. #71

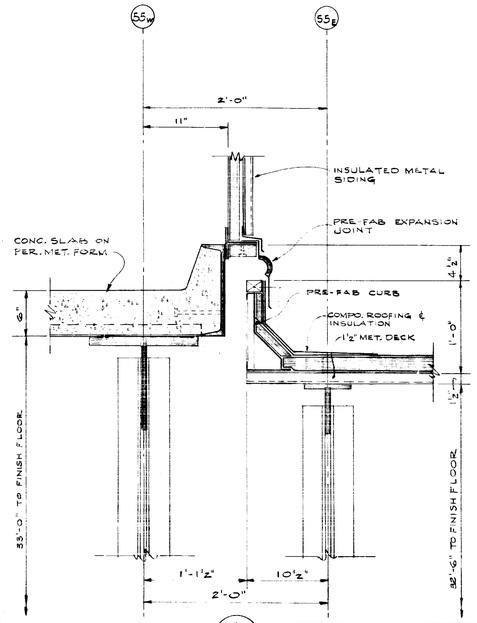

4/71 SEE DETAIL 2A FOR ALTERNATE CURB SHT. #71

DATE	ISSUED FOR	APPROVAL	APPROVAL
3-8-77	STA STL REF		
3-29-77	FRAME & SHEET REF		
4-7-77	METAL ROOF DESC. BID		
4-7-77	METAL SIDING BID		
4-7-77	PRECAST PANEL BID		
5-10-77	ROOF BID		
5-20-77	SPRINKLED SLAB BID		
5-26-77	ARCH BID		
5-27-77	PAINTING & FINISHING BID		

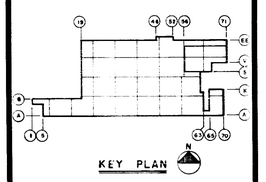

NO.	DATE	BY	APPROVAL	APPROVAL
119C	11-7-77	RM		
88	9-1-77	RM		
70	8-1-77	P.B		
61	7-7-77	MK		

REVISIONS

CONTRACT SIGNATURES

FOR THE OWNER

FOR THE CONTRACTOR

DRAWING CERTIFIED BY

REGISTERED

STATE

NUMBER

DATE

ARGONAUT

PLANT ENGINEERING AND CONSTRUCTION

MANUFACTURING STAFF

DIVISION OF GENERAL MOTORS • 485 WEST MILWAUKEE AVENUE • DETROIT, MICHIGAN

ENGINEERING • REAL ESTATE • CONSTRUCTION MANAGEMENT

NEW NATURAL FORING PLANT

FOR

OKLAHOMA INDUSTRIES AUTHORITY

OPERATED BY

GM ASSEMBLY DIVISION

GENERAL MOTORS CORPORATION

OKLAHOMA CITY OKLAHOMA

PROJECT TITLE

EXPANSION JOINT DETAILS

SHEET TITLE

OWNER'S IDENTIFICATION

4500

P. E. & C. PROJECT NUMBER

DATE

DRAWN BY

JOB CAPT.

72

SHEET NUMBER

ARGO 118 REV. 12-69 KBE 17 0193 2-74 1790+

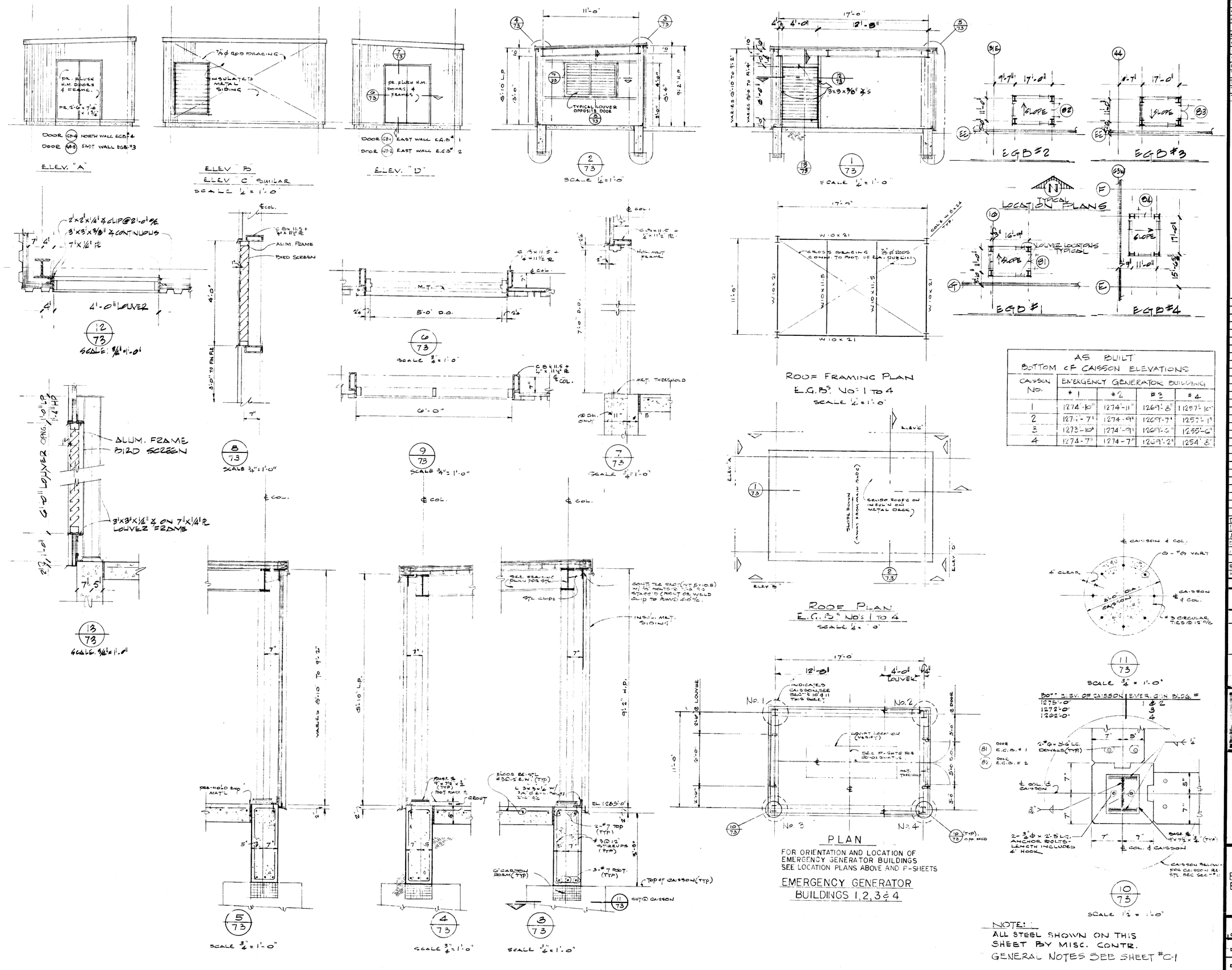

NOTE:
ALL STEEL SHOWN ON THIS SHEET BY MISC. CONTR.
GENERAL NOTES SEE SHEET #C-1

AS BUILT
BOTTOM OF CAISSON ELEVATIONS

CAISSON NO.	EMERGENCY GENERATOR BUILDING			
	#1	#2	#3	#4
1	1274'-10"	1274'-11"	1269'-8"	1257'-10"
2	1271'-7"	1274'-9"	1269'-7"	1257'-1"
3	1273'-10"	1274'-9"	1269'-6"	1255'-6"
4	1274'-7"	1274'-7"	1269'-2"	1254'-8"

DATE	ISSUED FOR	APPROVAL	APPROVAL
4-7-77	METAL DECK BID		
4-7-77	METAL SIDING BID		
4-28-77	1st FLR CONC. BID		
5-19-77	1200T BID		
5-19-77	MISC SHT METAL BID		
5-25-77	MISC STEEL BID		
6-26-77	ARCH BID		
9-27-77	PAINTING & FINISHING BID		
6-6-77	SITE WORK BID & REF.		
7-18-77	REINF. CONC. REF.		
7-18-77	STD PAINTS BID		
7-18-77	CONC. PAINT REF.		
7-18-77	EARTHWORK REF.		
7-28-78	9-28-78	R.A.	
12-1	1-6-78	C.S.	
1102	11-7-77	R.M.	
F-2-84	8-3-77	M.K.	
61	7-7-77	M.K.	
82 & 83	5-16-77	W.W.	
F-2-83	5-13-77	C.S.	
NO.	DATE	BY	APPROVAL	APPROVAL

REVISIONS

CONTRACT SIGNATURES
FOR THE OWNER
FOR THE CONTRACTOR

DRAWING CERTIFIED BY
REGISTERED
STATE
NUMBER
DATE

ARGONAUT
PLANT ENGINEERING AND CONSTRUCTION
MANUFACTURING STAFF
GENERAL MOTORS CORPORATION
SEE NEXT ISSUE LIST ARCHITECT & ENGINEER, SECTION
A DIVISION OF GENERAL MOTORS
A REAL ESTATE & CONSTRUCTION DIVISION

NEW MANUFACTURING PLANT
FOR
OKLAHOMA INDUSTRIES AUTHORITY
TENANCY BY
GM ASSEMBLY DIVISION
GENERAL MOTORS CORPORATION
OKLAHOMA CITY OKLAHOMA

PROJECT TITLE

EMERGENCY GENERATOR BUILDINGS

SHEET TITLE

OWNER'S IDENTIFICATION
DATE
DRAWN BY
JOB CAPT.

4500
P.E. & C PROJECT NUMBER

73
SHEET NUMBER

ARGO 118 REV. 12-69 K&E 17 0133 2-74 1790+

PROJECT NO. SHEET NO.

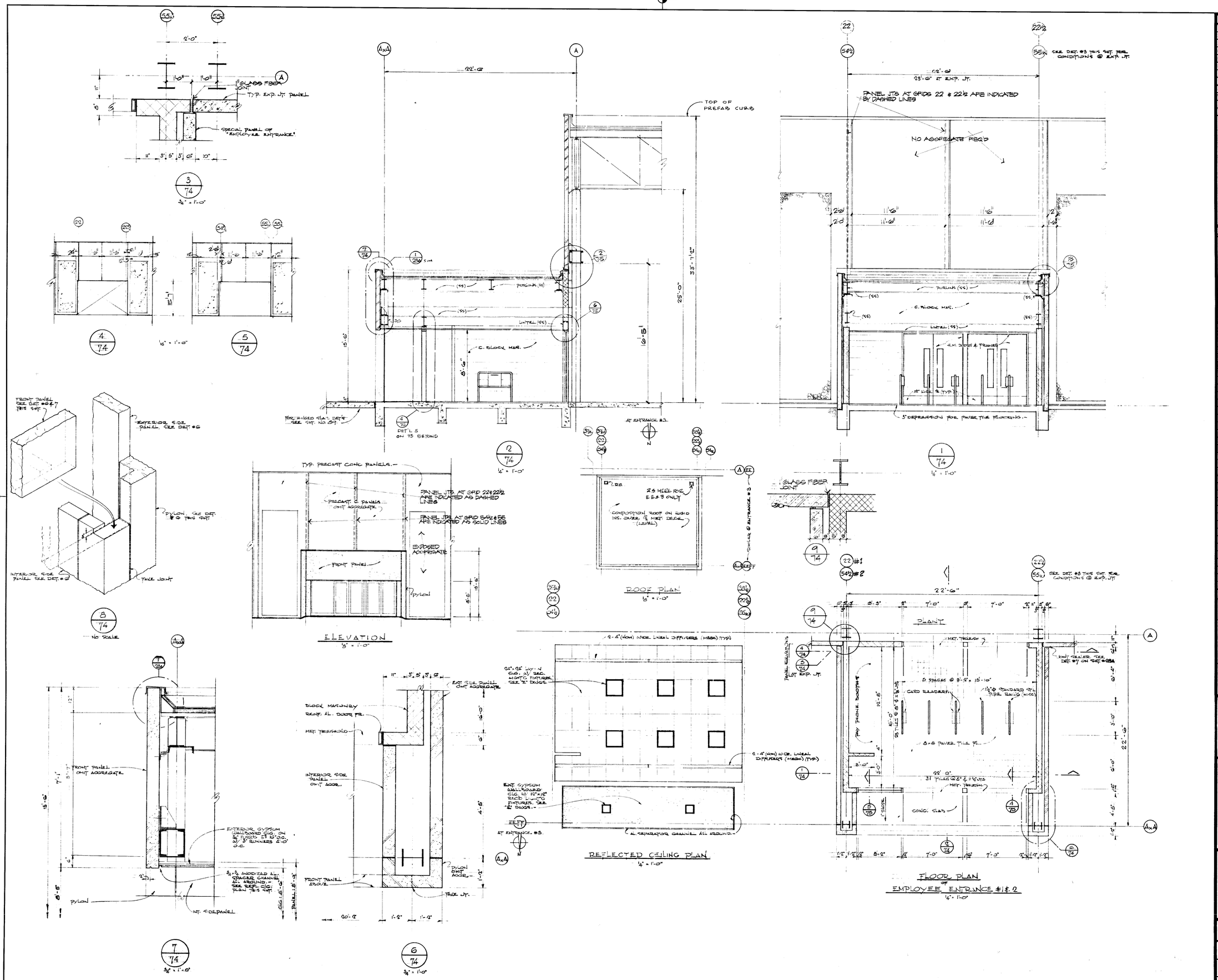

DATE	ISSUED FOR	APPROVAL	APPROVAL
4-7-77	METAL ROOF BLDG. BID		
4-7-77	VISUAL SIDING BID		
4-7-77	PRECAST PANEL BID		
4-28-77	1ST FLR. CONC. BID		
5-19-77	ROOF BID		
5-25-77	MISC STEEL BID		
5-26-77	ARCH BID		
5-27-77	PAINTING & FINISHING BID		
6-6-77	SITE & 2ND FLR. CONC. BID		
7-15-77	ESTRUCT. CONC. BID		

NO.	DATE	BY	APPROVAL	APPROVAL
ESO 714	1-17-78	MK		
160	5-15-78	RM		
EFO 2064	3-2-78	RM		
119C	11-7-77	RM		
70	8-1-77	RB		
FCO 61	1-20-71	MAH		
E.R.O. 1B	7-12-77	CDB		
61	7-7-77	M.K.		
ESO 80	6-9-77	M.K.		
PCO-71	6-1-77	M.W.		

REVISIONS

CONTRACT SIGNATURES

FOR THE OWNER

FOR THE CONTRACTOR

DRAWING CERTIFIED BY

REGISTERED

STATE

NUMBER

DATE

PLANT ENGINEERING AND CONSTRUCTION

MANUFACTURING STAFF

GENERAL MOTORS CORPORATION
485 WEST MILWAUKEE AVENUE • DETROIT, MICHIGAN

NEW MANUFACTURING PLANT
FOR
OKLAHOMA INDUSTRIES AUTHORITY
TENANCY BY

G M ASSEMBLY DIVISION

GENERAL MOTORS CORPORATION
OKLAHOMA CITY OKLAHOMA

PROJECT TITLE

EMPLOYEE ENTRANCES

SHEET TITLE

OWNER'S IDENTIFICATION

P.E. & C. PROJECT NUMBER 4500

DATE

DRAWN BY A. B.

JOB CAPT. C.B.

74

SHEET NUMBER

ARGO 118 REV. 12-69 K&E 17 0193 2-74 1790+

PROJECT NO. SHEET NO.

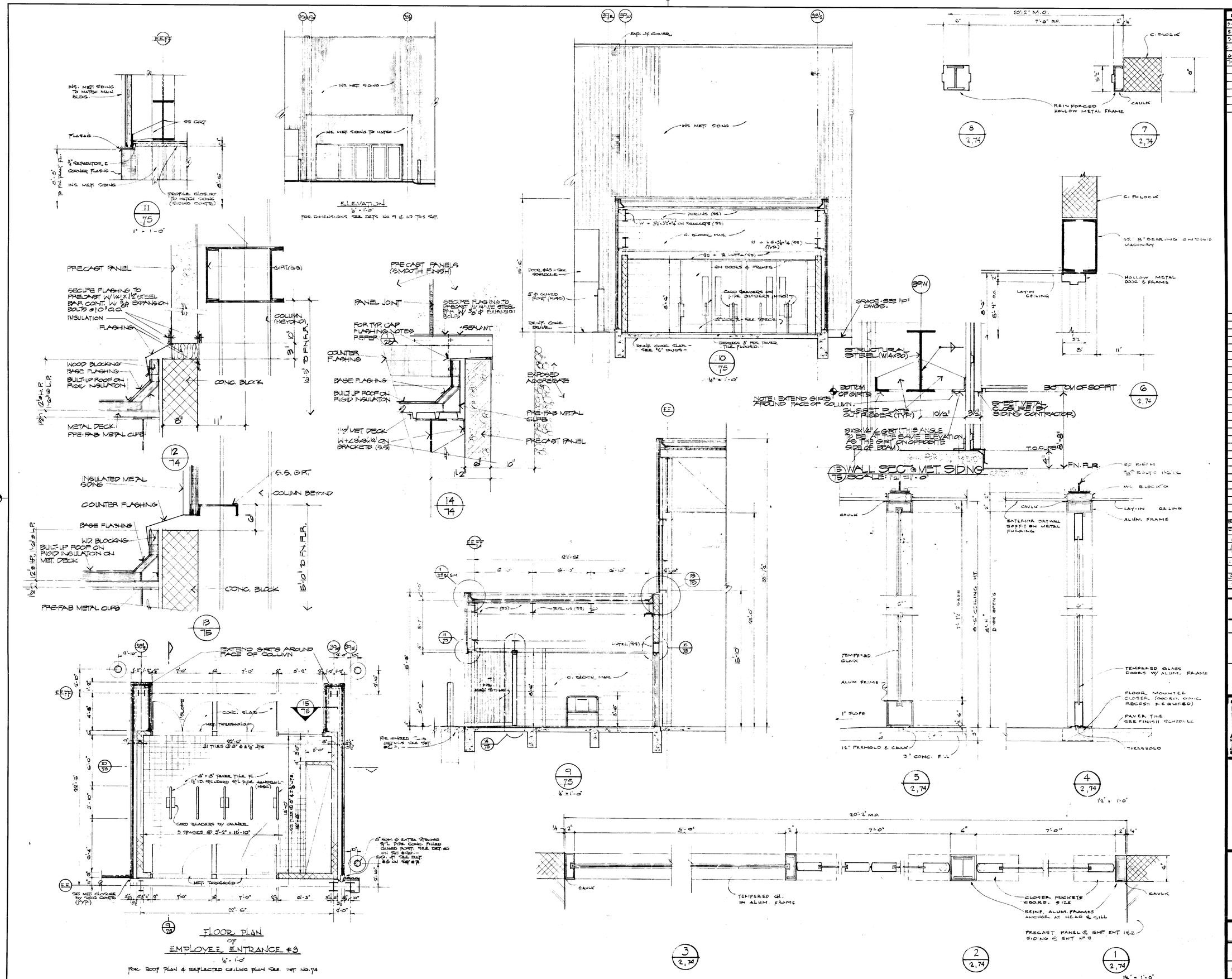

DATE	ISSUED FOR	APPROVAL	APPROVAL
5-25-77	MISC. STEEL BID		
5-26-77	ARCH BID		
5-27-77	PAINTING & FINISHING BID		
6-6-77	SITE WORK, PLAN & SPEC.		
7-8-77	STRUCT. CONC. BID		

NO.	DATE	BY	APPROVAL	APPROVAL
3/74	1-17-79	M.K.		
2/74	3-30-78	S.B.		
6-1	5-15-78	R.M.		
11-6	11-7-77	R.M.		
1-2	1-7-77	R.B.		
6-1	10-7-77	R.M.		
5-1	7-7-77	M.K.		
3-4	6-13-77	M.K.		
2-1	1-4-77	M.K.		

REVISIONS

CONTRACT SIGNATURES

FOR THE OWNER

FOR THE CONTRACTOR

DRAWING CERTIFIED BY

REGISTERED

STATE

NUMBER

DATE

ARGONAUT

PLANT ENGINEERING AND CONSTRUCTION

MANUFACTURING STAFF

GENERAL MOTORS CORPORATION
485 WEST MILWAUKEE AVENUE & DETROIT, MICHIGAN

ARCHITECTURE & ENGINEERING

A REAL ESTATE & CONSTRUCTION DIVISION

NEW MANUFACTURING PLANT
FOR
OKLAHOMA INDUSTRIES AUTHORITY
TENANCY BY

GM ASSEMBLY DIVISION

GENERAL MOTORS CORPORATION

OKLAHOMA CITY OKLAHOMA

PROJECT TITLE

EMPLOYEE'S ENTRANCE DETAILS

SHEET TITLE

OWNER'S IDENTIFICATION

4500

P.E. & C. PROJECT NUMBER

DATE

DRAWN BY A.B.

JOB CAPT. C.B.

75

SHEET NUMBER

ARGO 118 REV. 12-69 K&E 17 0193 2-74 1790+

PROJECT NO. SHEET NO.

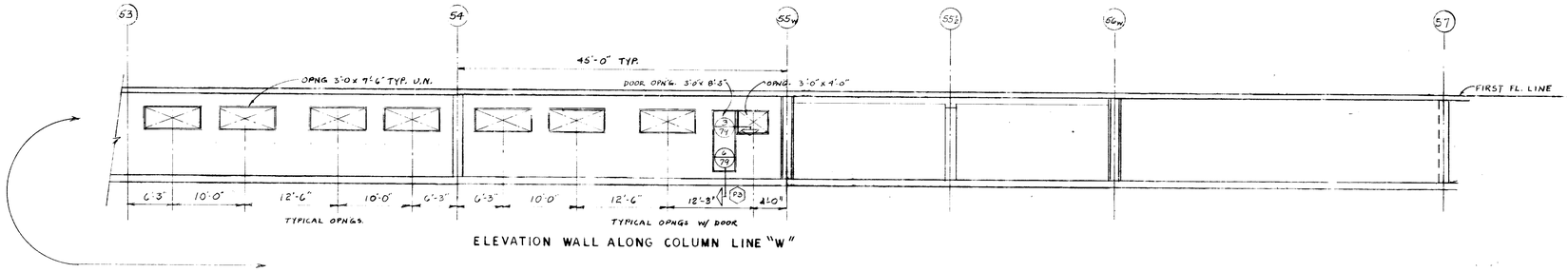

ELEVATION WALL ALONG COLUMN LINE "W"

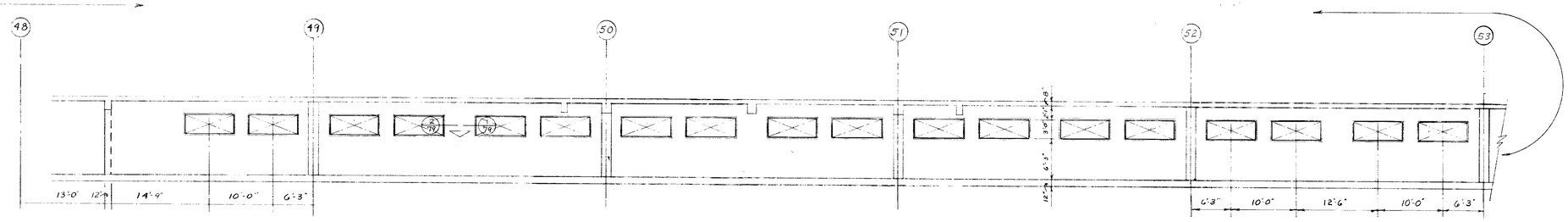

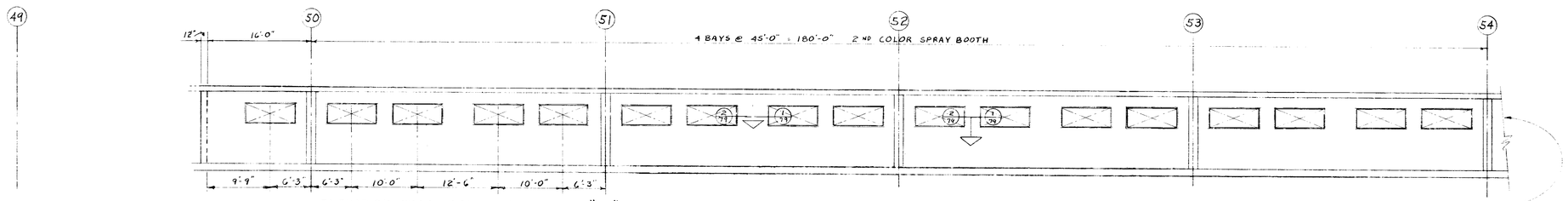

ELEVATION WALL ALONG COLUMN LINE "XN"

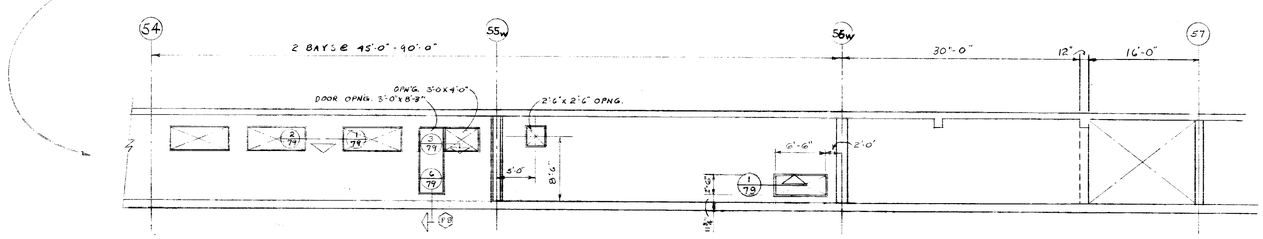

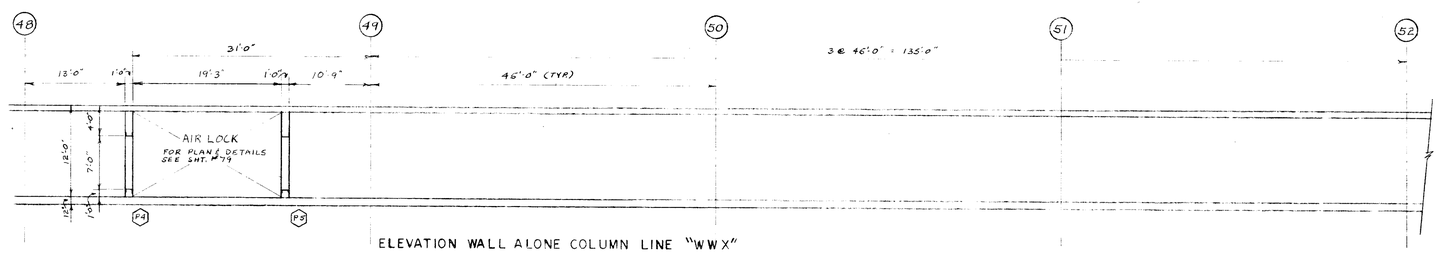

ELEVATION WALL ALONE COLUMN LINE "WWX"

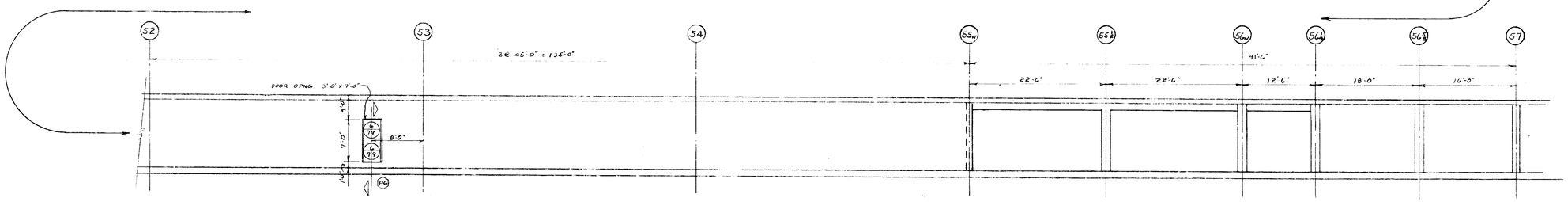

SCALE - 1/8" = 1'-0"

DATE	ISSUED FOR	APPROVAL	APPROVAL
2-8-77	STR. ST. REF.		
2-25-77	MECH U.G. REF.		
3-23-77	PRIME MECH. & ELECT. REF.		
4-25-77	CONC. PLENUM BID		
5-26-77	ARCH BID		
5-27-77	PAINTING & FINISHING BID		

NO.	DATE	BY	APPROVAL	APPROVAL
1190	11-7-77	RM		
61	7-7-77	V.W.		
PO #17	5-10-77	T.W.		

REVISIONS

CONTRACT SIGNATURES

FOR THE OWNER

FOR THE CONTRACTOR

DRAWING CERTIFIED BY

REGISTERED

STATE

NUMBER

DATE

ARGONAUT

PLANT ENGINEERING AND CONSTRUCTION

MANUFACTURING STAFF

GENERAL MOTORS CORPORATION

DIVISION OF GENERAL MOTORS • 485 WEST MILWAUKEE AVENUE • DETROIT, MICHIGAN

ARCHITECTURE • ENGINEERING • REAL ESTATE • CONSTRUCTION MANAGEMENT

NEW [illegible] MANUFACTURING PLANT

OKLAHOMA [illegible] AUTHORITY

[illegible]

GM ASSEMBLY DIVISION

GENERAL MOTORS CORPORATION

OKLAHOMA [illegible] OKLAHOMA

PROJECT TITLE

PAINT SHOP
PLENUM AREA
ELEVATIONS

SHEET TITLE

OWNER'S IDENTIFICATION

4500

P.E. & C. PROJECT NUMBER

DATE

DRAWN BY

JOB CAPT.

76

SHEET NUMBER

ARGO 118 REV. 12-69 K&E 17 0133 2-74 1750+

PROJECT NO. SHEET NO.

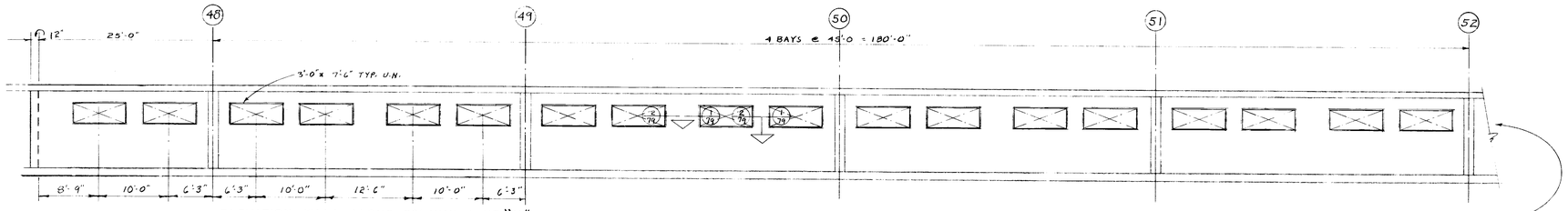

ELEVATION WALL ALONG COLUMN LINE "Y"

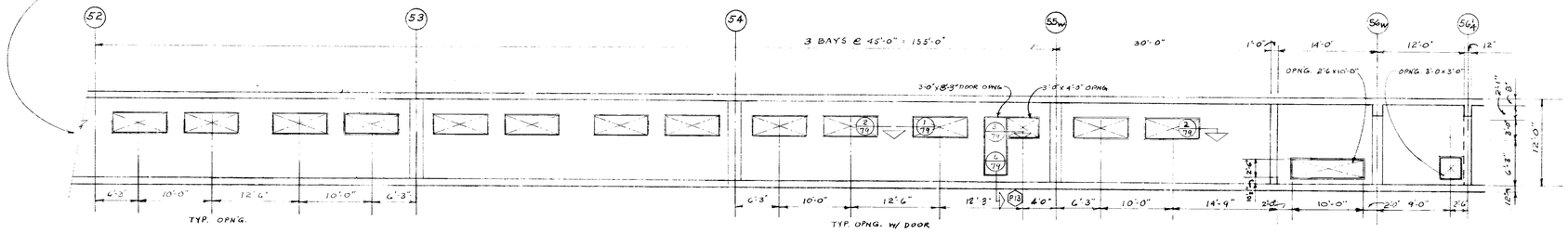

TYP. OPNG. W/ DOOR

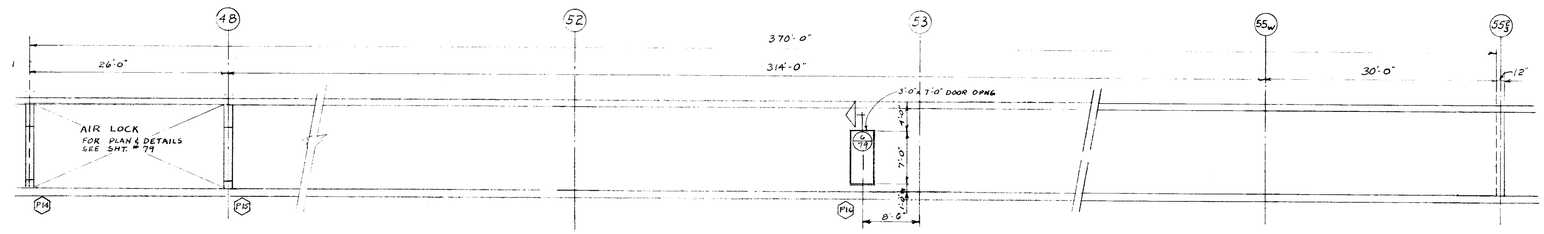

ELEVATION WALL ALONG COLUMN LINE "YYA"

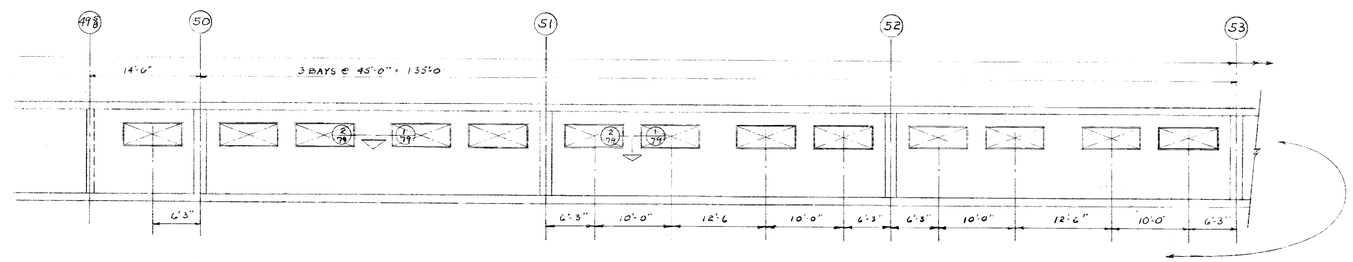

ELEVATION WALL ALONG COLUMN LINE "BB"

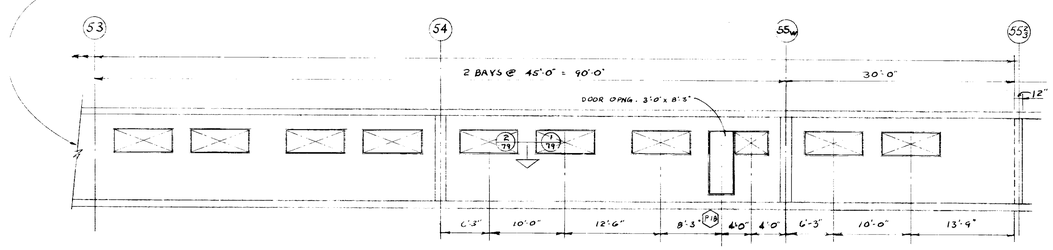

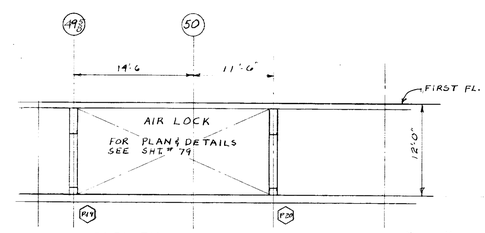

ELEVATION WALL ALONG COLUMN LINE "CCC"

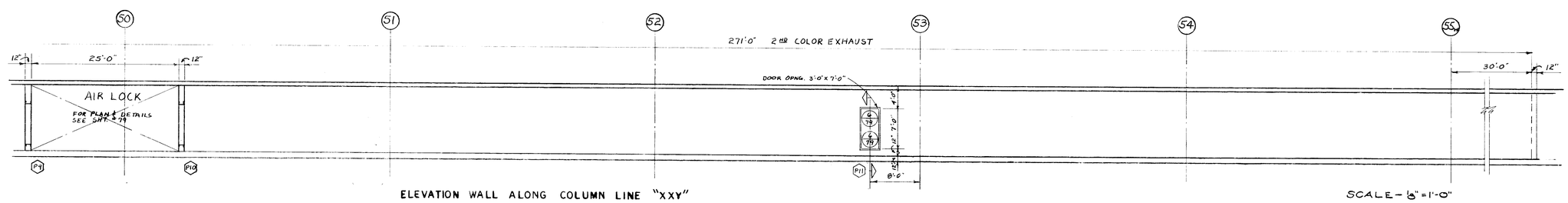

ELEVATION WALL ALONG COLUMN LINE "XXY"

SCALE - 1/8" = 1'-0"

DATE	ISSUED FOR	APPROVAL	APPROVAL
3-8-77	STR. STL. REF.		
2-25-77	MECH. U.G. REF.		
3-23-77	PRIME MECH. & ELECT. REF.		
4-28-77	CONC. PLENUM BID		
5-26-77	ARCH BID		
5-27-77	PAINTING & FINISHING BID		

NO.	DATE	BY	APPROVAL	APPROVAL
1190	11-7-77	RM		
61	7-7-77	M.K.		
RC-17	5-10-77	T.W.		

REVISIONS

CONTRACT SIGNATURES

FOR THE OWNER

FOR THE CONTRACTOR

DRAWING CERTIFIED BY

REGISTERED

STATE

NUMBER

DATE

ARGONAUT

DIVISION OF GENERAL MOTORS 485 WEST MILWAUKEE AVENUE DETROIT, MICHIGAN

PLANT ENGINEERING AND CONSTRUCTION

MANUFACTURING STAFF

NEW MANUFACTURING PLANT

OKLAHOMA INDUSTRIAL AUTHORITY

TENANCY BY

GM ASSEMBLY DIVISION

GENERAL MOTORS CORPORATION

OKLAHOMA CITY, OKLAHOMA

PROJECT TITLE

PAINT SHOP
PLENUM AREA
ELEVATION

SHEET TITLE

OWNER'S IDENTIFICATION

4500

P.E. & C. PROJECT NUMBER

DATE

DRAWN BY

JOB CAPT.

77

SHEET NUMBER

ARGO 118 REV. 12-69 K&E 17 0133 2-74 1790+

PROJECT NO. SHEET NO.

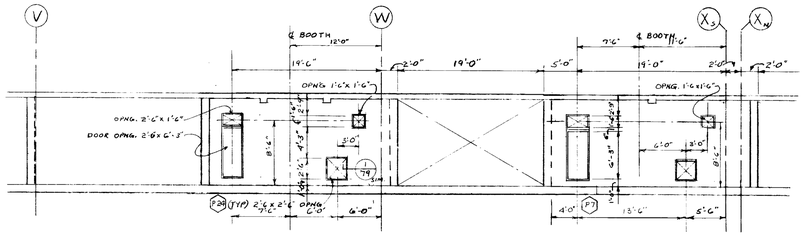

ELEVATION WALL ALONG COLUMN LINE "55w"

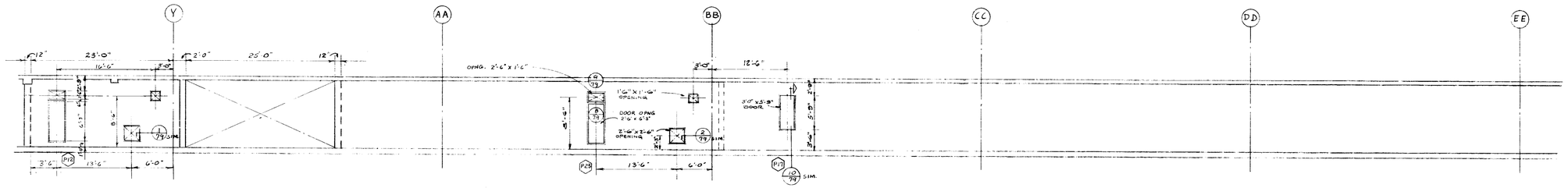

ELEVATION WALL ALONG COLUMN LINE "55¾"

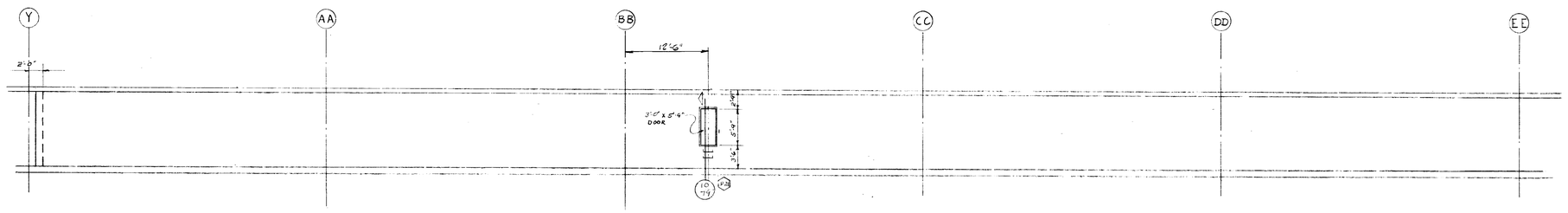

ELEVATION WALL ALONG COLUMN LINE "56¼"

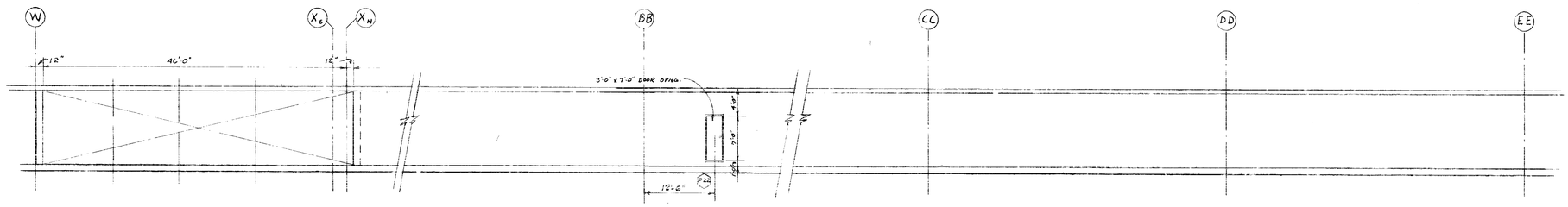

ELEVATION WALL ALONG COLUMN LINE "56⅝"

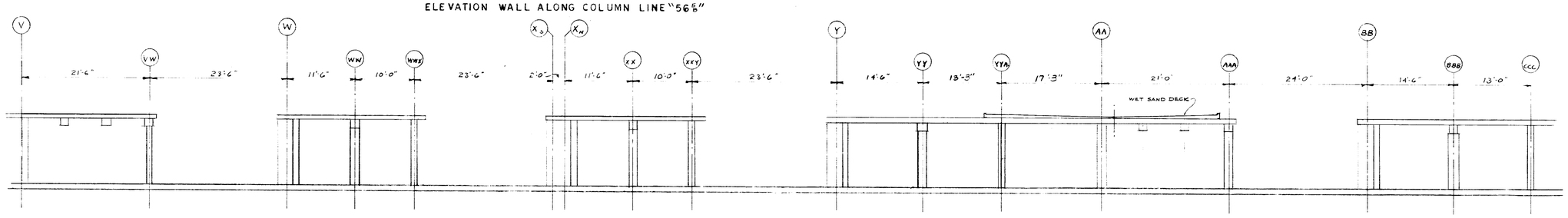

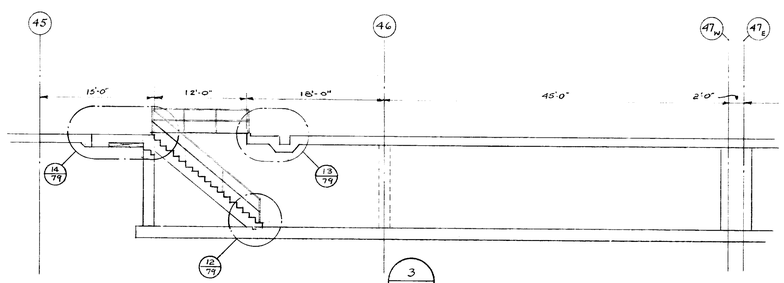

3/13

1/13

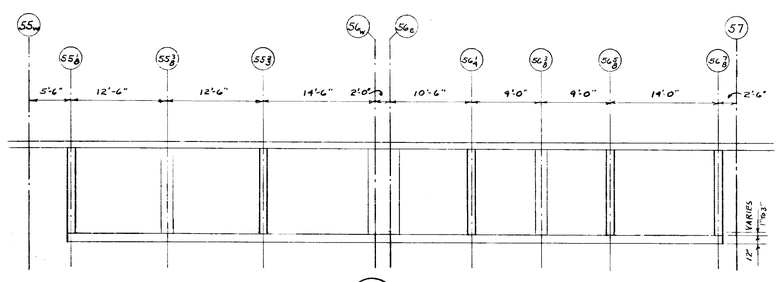

2/13

DATE	ISSUED FOR	APPROVAL	APPROVAL
9-8-77	STR. STL. REF		
2-28-77	MECH. U.G. REF.		
3-25-77	PLUMB MECH & ELECT REF		
4-28-77	CONC. PLENUM BID		
5-20-77	ARCH BID		
5-27-77	PAINTING & FINISHING BID		

NO.	DATE	BY	APPROVAL	APPROVAL
1196	11-7-77	RM		
61	7-7-77	M.K.		
PCN 7	5-10-77	T.W.		

REVISIONS

CONTRACT SIGNATURES

FOR THE OWNER

FOR THE CONTRACTOR

DRAWING CERTIFIED BY

REGISTERED

STATE

NUMBER

DATE

ARGONAUT

DIVISION OF GENERAL MOTORS • 485 WEST MILWAUKEE AVENUE • DETROIT, MICHIGAN

STRUCTURE • ENGINEERING • REAL ESTATE • CONSTRUCTION MANAGEMENT

PLANT ENGINEERING AND CONSTRUCTION

MANUFACTURING STAFF

NEW MANUFACTURING PLANT

AT

OKLAHOMA INDUSTRIES AUTHORITY

OWNED BY

GM ASSEMBLY DIVISION

GENERAL MOTORS CORPORATION

OKLAHOMA CITY, OKLAHOMA

PROJECT TITLE

PAINT SHOP
PLENUM AREA
ELEVATIONS

SHEET TITLE

OWNER'S IDENTIFICATION

4500

P. E. & C. PROJECT NUMBER

DATE

DRAWN BY

JOB CAPT.

78

SHEET NUMBER

ARGO 118 REV. 12-69 K&E 17 0193 2-74 1750+

PROJECT NO. SHEET NO.

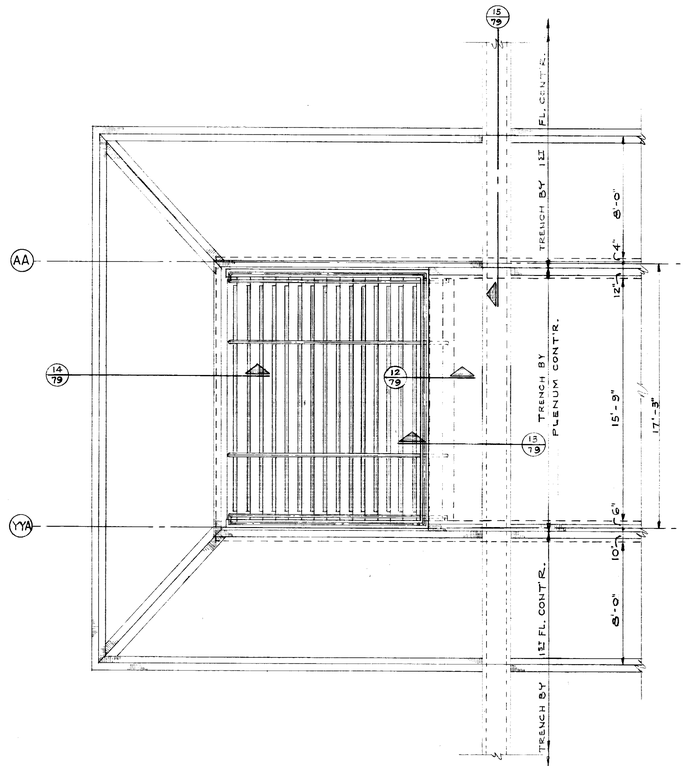

PLAN-ACCESS STAIRWAY TO PLENUM AREA
1/4"=1'-0"

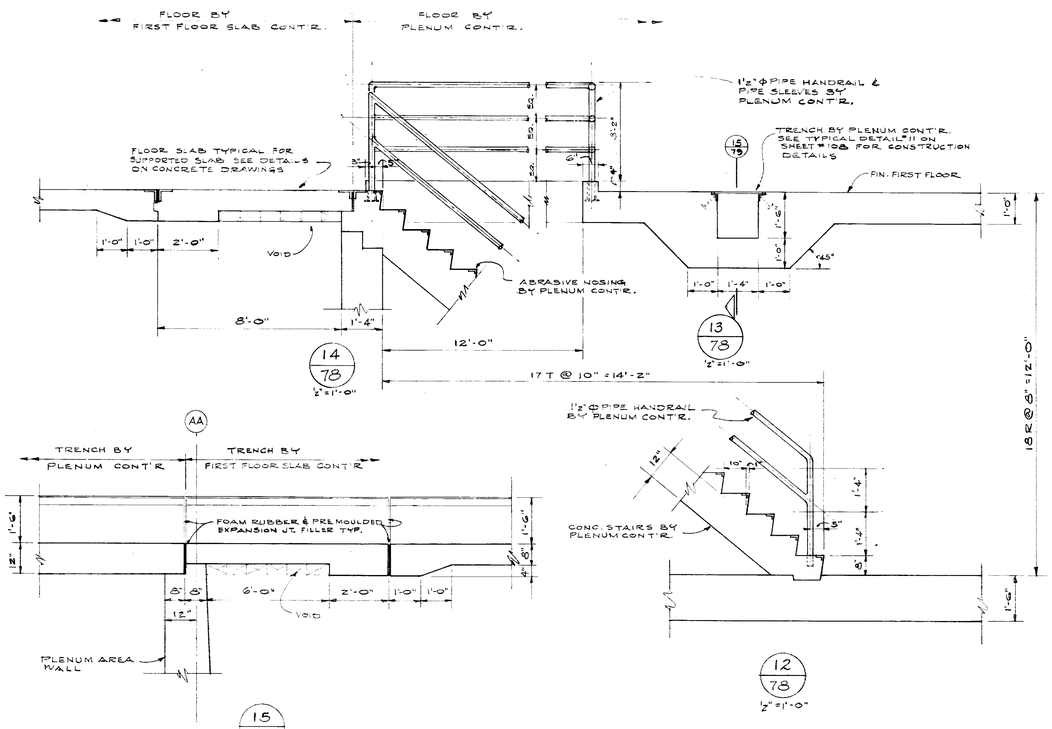

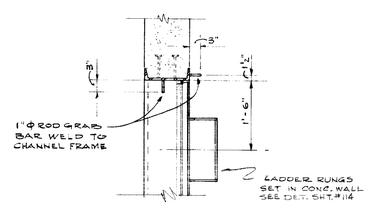

11/79
3/4"=1'-0"

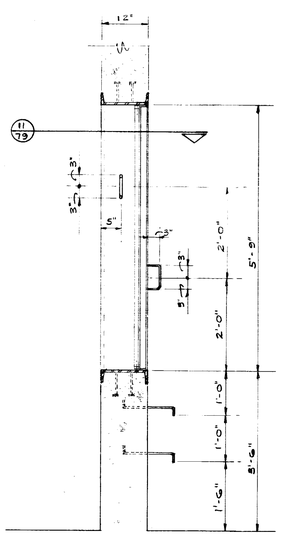

10/78
3/4"=1'-0"

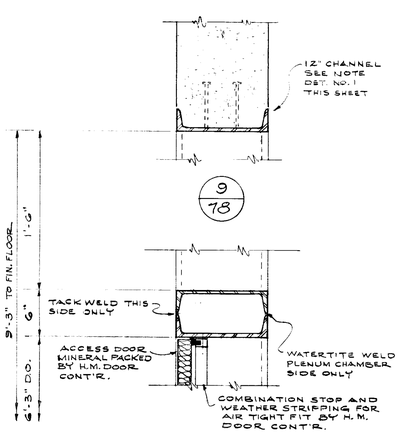

8/78

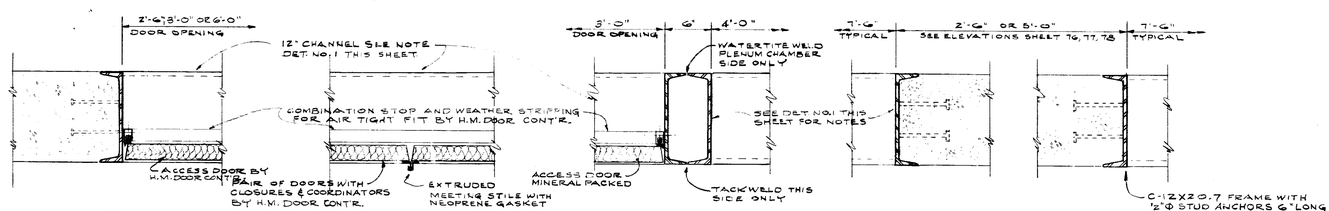

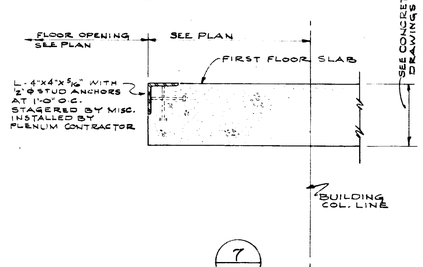

7/8, 13/76,77,78

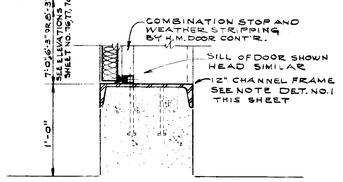

6/76,77,78,79

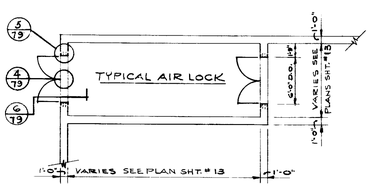

PLAN-AIR LOCK
SCALE-3/8"=1'-0"

ALL DETAILS THIS SHEET
1 1/2"=1'-0" U.N.O.

DATE	ISSUED FOR	APPROVAL	APPROVAL
3-8-77	STR. STL REF		
3-29-77	PRIME MECH & ELECT REF		
4-28-77	CONC. PLENUM BID		
5-26-77	MECH BID		
5-27-77	PAINTING & FINISHING BID		

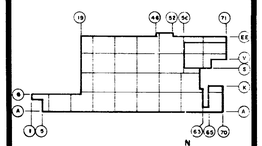

NO.	DATE	BY	APPROVAL	APPROVAL
1190	11-7-77	RM		
61	7-7-77	MK		
52	6-21-77	MK		
RC #17	5-10-77	T.G.V.		

REVISIONS

CONTRACT SIGNATURES

FOR THE OWNER

FOR THE CONTRACTOR

DRAWING CERTIFIED BY

REGISTERED

STATE

NUMBER

DATE

ARGONAUT
A DIVISION OF GENERAL MOTORS
GENERAL MOTORS CORPORATION
485 WEST MILWAUKEE AVENUE & DETROIT, MICHIGAN
ARCHITECTURE & ENGINEERING & REAL ESTATE & CONSTRUCTION MANAGEMENT

PLANT ENGINEERING AND CONSTRUCTION
MANUFACTURING STAFF

NEW MANUFACTURING PLANT
OKLAHOMA CITY REDEVELOPMENT AUTHORITY
OKLAHOMA COUNTY
GM ASSEMBLY DIVISION
GENERAL MOTORS CORPORATION
OKLAHOMA CITY OKLAHOMA

PROJECT TITLE

PAINT SHOP
PLENUM AREA
DETAILS

SHEET TITLE

OWNER'S IDENTIFICATION

P.E. & C. PROJECT NUMBER: 4500

DATE

DRAWN BY

JOB CAPT.

SHEET NUMBER: 79

ARGO 118 REV. 12-69 KS&E 17 0153 2-74 1750•

PROJECT NO. SHEET NO.

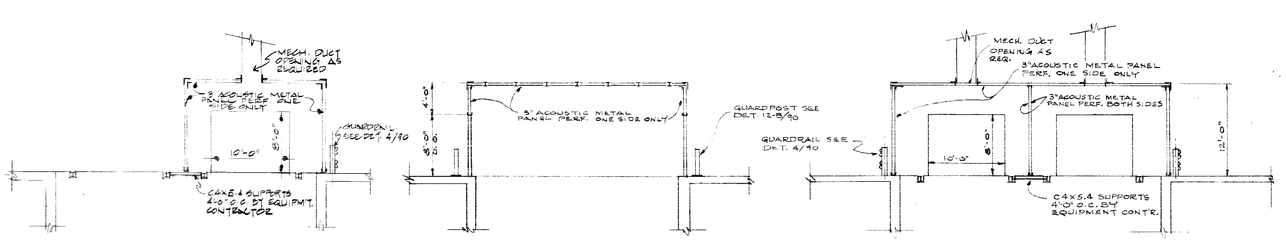

3/80 1/8"=1'-0"

2/80 1/8"=1'-0"

1/30 1/8"=1'-0"

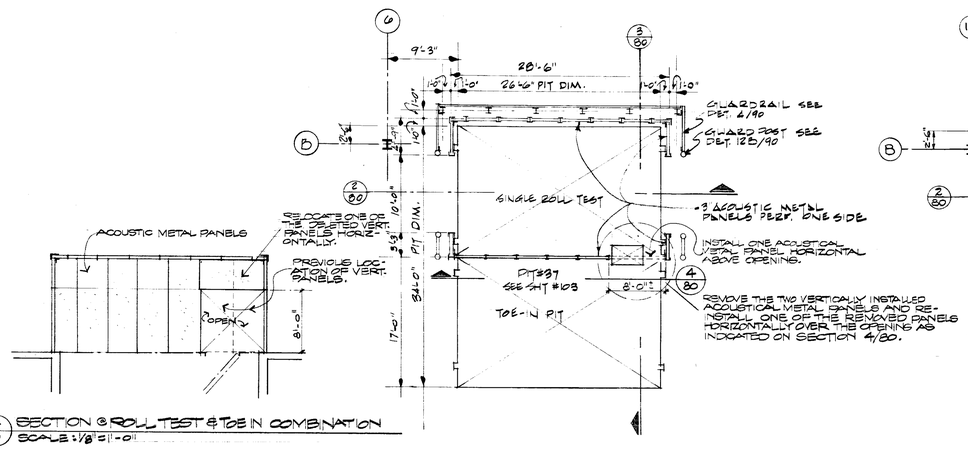

4/80 SECTION @ ROLL TEST & TOE IN COMBINATION
SCALE: 1/8"=1'-0"

PLAN-ROLL TEST & TOE-IN COMBINATION
1/8"=1'-0"

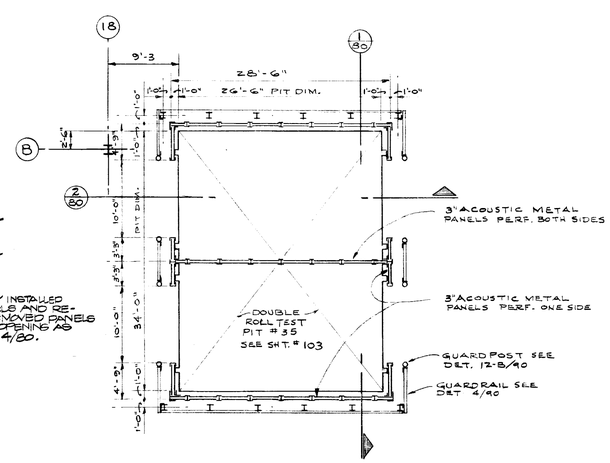

PLAN-DOUBLE ROLL TEST
1/8"=1'-0"

DATE	ISSUED FOR	APPROVAL	APPROVAL
5-26-77	ARCH BID		
5-27-77	PAINTING & FINISHING BID		

NO.	DATE	BY	APPROVAL	APPROVAL
3C 3C-4	4-3-79	EB		
119C	11-7-77	RM		
81A	8-31-77	RM		
81	8-19-77	PB		
61	7-7-77	MK		
34	6-13-77	T.C.V.		

REVISIONS

CONTRACT SIGNATURES

FOR THE OWNER

FOR THE CONTRACTOR

DRAWING CERTIFIED BY

REGISTERED

STATE

NUMBER

DATE

ARGONAUT DIVISION OF GENERAL MOTORS

PLANT ENGINEERING AND CONSTRUCTION

MANUFACTURING STAFF

GENERAL MOTORS CORPORATION
485 WEST MILWAUKEE AVENUE • DETROIT, MICHIGAN

ARCHITECTURE • ENGINEERING • REAL ESTATE • CONSTRUCTION

NEW MANUFACTURING PLANT
FOR
OKLAHOMA INDUSTRIES AUTHORITY
TENANCY BY

G M ASSEMBLY DIVISION

GENERAL MOTORS CORPORATION

OKLAHOMA CITY OKLAHOMA

PROJECT TITLE

ROLL TEST ENCLOSURE
PLANS & DETAILS

SHEET TITLE

OWNER'S IDENTIFICATION

P. E. & C. PROJECT NUMBER: 4500

DATE

DRAWN BY

JOB CAPT.

SHEET NUMBER: 80

ARGO 118 REV. 12-69 K&E 17 0133 2-74 1790-

PROJECT NO. SHEET NO.

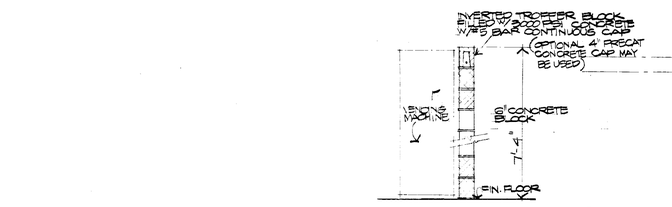

WALL @ VENDING AREA
SCALE: 1/2"=1'-0"

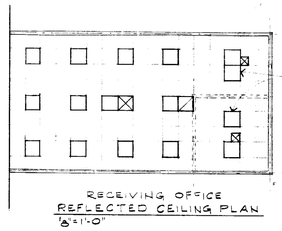

RECEIVING OFFICE
REFLECTED CEILING PLAN
1/8"=1'-0"

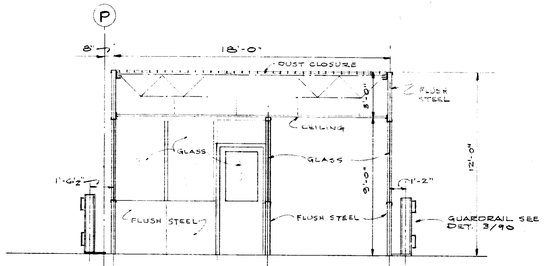

METAL PARTITION RECEIVING OFFICE
3/81
1/4"=1'-0"

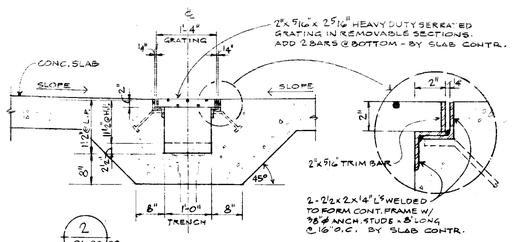

2/81, 82, 83
3/4"=1'-0"

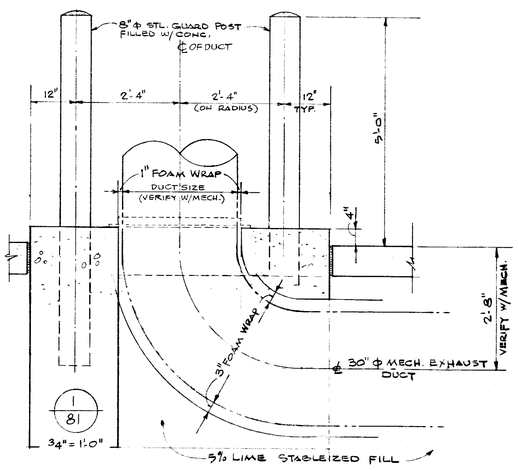

1/81
3/4"=1'-0"

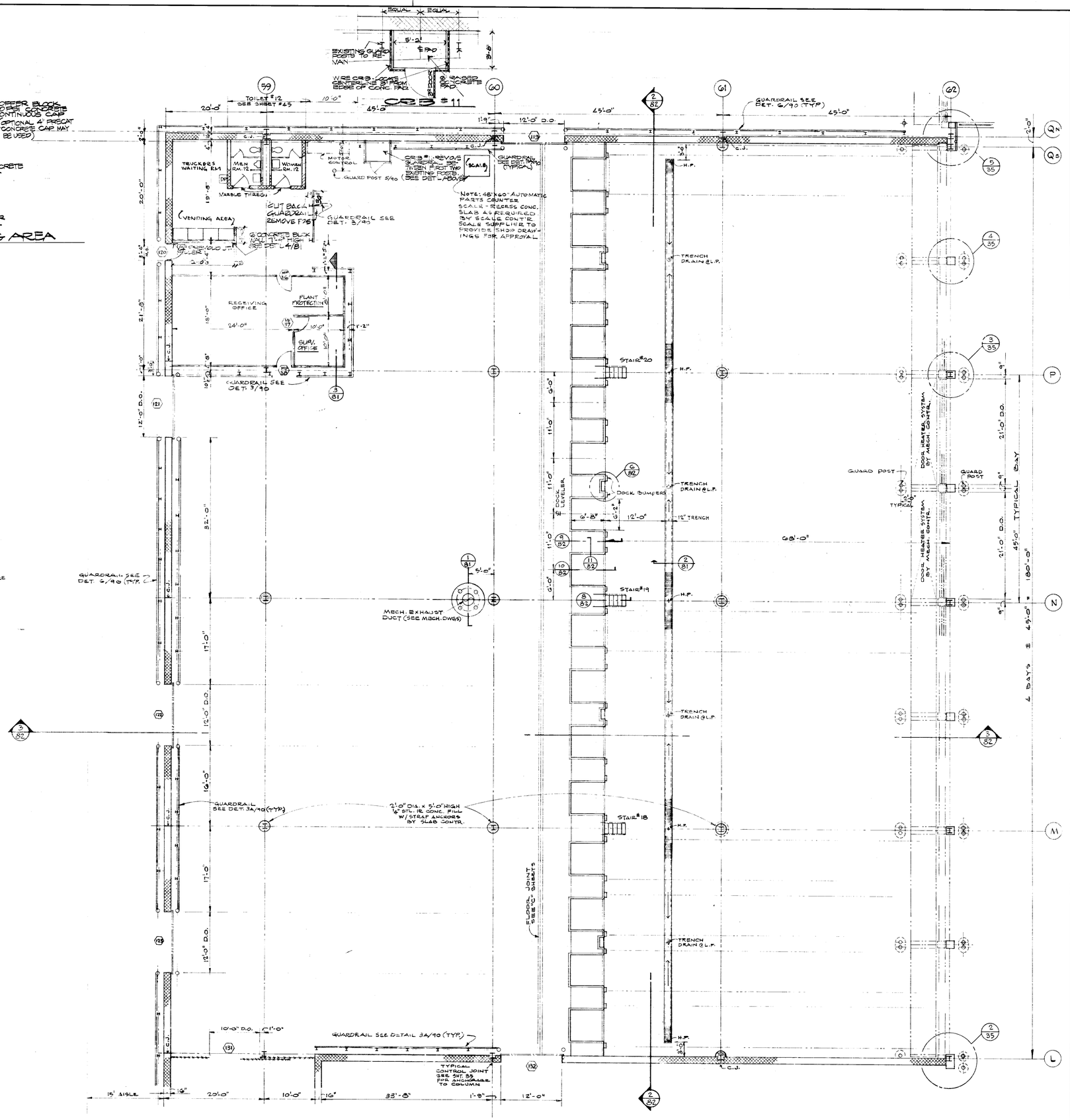

TRUCK RECEIVING PLAN
SCALE: 1/8"=1'-0"

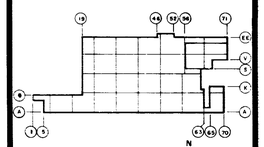

KEY PLAN

DATE	ISSUED FOR	APPROVAL	APPROVAL
2-8-77	STL STL REF		
2-28-77	MECH U.G. REF.		
3-23-77	FRAME MECH & ELECT REF		
3-21-77	CAISSON REF.		
4-28-77	1st PLR CONC BID		
5-25-77	MISC STEEL BID		
5-26-77	ARCH BID		
5-27-77	PAINTING & FINISHING BID		
6-6-77	SITE WORK PIPES & R REF.		
7-15-77	CONC. PAVING REF		

NO.	DATE	BY	APPROVAL	APPROVAL
EPO 164	12-22-78	SB		
EPO 160	8-30-78	SB		
EPO 301	8-30-78	MK		
EPO 301	6-15-78	RM		
EPO 159	11-8-77	RM		
119C	11-7-77	RM		
31	7-7-77	MK		
PC #23	5-16-77	T.C.V.		
PC #1A	5-11-77	FE		

REVISIONS

CONTRACT SIGNATURES

FOR THE OWNER

FOR THE CONTRACTOR

DRAWING CERTIFIED BY

REGISTERED

STATE

NUMBER

DATE

ARGONAUT
GENERAL MOTORS CORPORATION
DIVISION OF GENERAL MOTORS, 485 WEST MILWAUKEE AVENUE, DETROIT, MICHIGAN
DESIGN & ENGINEERING & REAL ESTATE & CONSTRUCTION MANAGEMENT

PLANT ENGINEERING AND CONSTRUCTION
MANUFACTURING STAFF

NEW MANUFACTURING PLANT
FOR
OKLAHOMA INDUSTRIES AUTHORITY
TENANCY BY
GM ASSEMBLY DIVISION
GENERAL MOTORS CORPORATION
OKLAHOMA CITY OKLAHOMA

PROJECT TITLE

TRUCK RECEIVING PLAN

SHEET TITLE

OWNER'S IDENTIFICATION

4500
P.E. & C. PROJECT NUMBER

DATE

DRAWN BY FE

JOB CAPT. C.B.

81
SHEET NUMBER

ARGO 118 REV. 12-69 K&E 17 0133 2-74 1790+

PROJECT NO. SHEET NO.

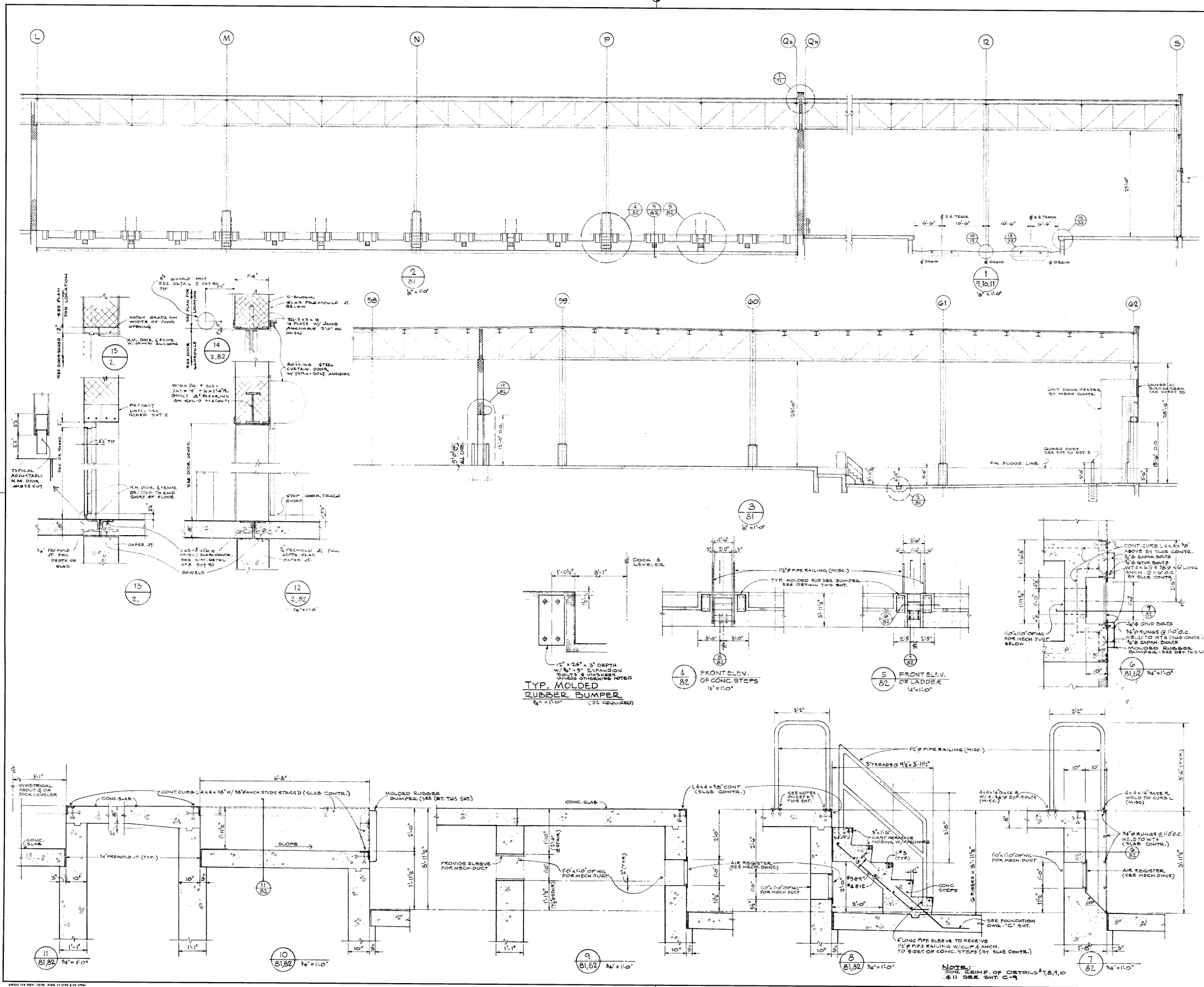

NOTE: FOR REINF. OF DETAILS #7,8,9,10 & 11 SEE SHT. C-9

DATE	ISSUED FOR	APPROVAL	APPROVAL
1-18-77	STR. STL. REF.		
2-28-77	MECH U.G. REF.		
3-23-77	PRIME MECH'L	ELECT REF.	
3-21-77	CAISSONS REF		
4-28-77	1ST FLR CONC BID		
5-18-77	RAILROAD BID		
5-25-77	MISC STEEL BID		
5-26-77	ARCH BID		
5-27-77	SITE WORK & PRIME MECH'L WORK		
6-6-77	BLDG & SITE REF.		
7-15-77	CONC PAVING REF.		

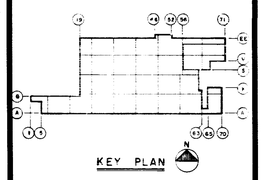

NO.	DATE	BY	APPROVAL	APPROVAL
BPO #61	11-14-73	MK		
CS-96	5-12-78	RM		
119C	11-9-77	RM		
61	7-7-77	MK		
PO #23	5-16-77	RE		
PO #13	5-1-77	TW		

REVISIONS

CONTRACT SIGNATURES

FOR THE OWNER

FOR THE CONTRACTOR

DRAWING CERTIFIED BY

REGISTERED

STATE

NUMBER

DATE

ARGONAUT — PLANT ENGINEERING AND CONSTRUCTION MANUFACTURING STAFF — GENERAL MOTORS CORPORATION — DIVISION OF GENERAL MOTORS — 485 WEST MILWAUKEE AVENUE • DETROIT, MICHIGAN — ARCHITECTURE • ENGINEERING • REAL ESTATE • CONSTRUCTION MANAGEMENT

NEW MANUFACTURING PLANT FOR OKLAHOMA INDUSTRIES AUTHORITY TENANCY BY

GM ASSEMBLY DIVISION

GENERAL MOTORS CORPORATION

OKLAHOMA CITY OKLAHOMA

PROJECT TITLE

TRUCK RECEIVING SECTIONS & DETAILS

SHEET TITLE

OWNER'S IDENTIFICATION

P. E. & C. PROJECT NUMBER: 4500

DATE

DRAWN BY

JOB CAPT.

SHEET NUMBER: 82

ARGO 118 REV. 12-69 K&E 17 0153 2-74 1790+

PROJECT NO. SHEET NO.

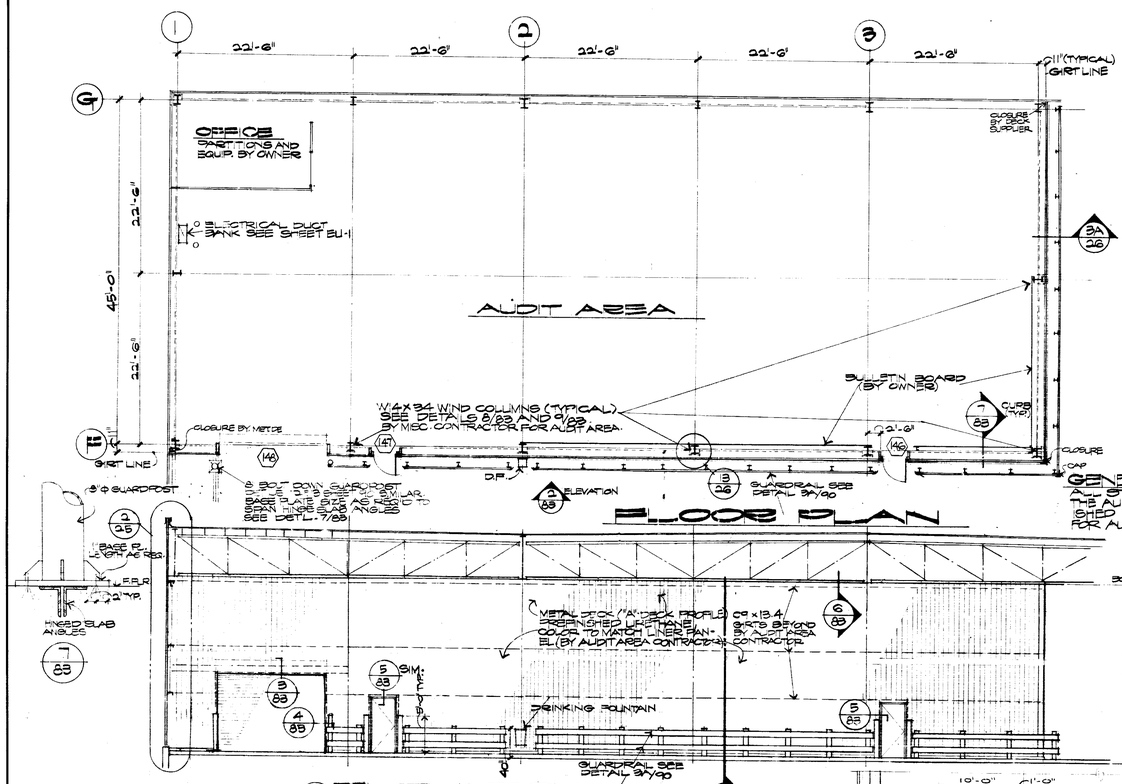

ELEVATION
SCALE: 1/8" = 1'-0"

AUDIT AREA GENERAL NOTES:

1. ALL STEEL TO BE A-36 UNLESS OTHERWISE NOTED.
2. METAL SIDING TO BE NOT LESS THAN 20GA. GALVANIZED W/ .35 OZ. ZINC SPATTER PRIOR TO PRIME AND FINISH PAINT APPLICATION. FASTEN PANELS WITH SELF DRILLING, SELF TAPPING SCREWS. PROVIDE INTERIOR AND EXTERIOR CLOSURES AT ALL CHANGE OF DIRECTIONS AND PENETRATIONS THROUGH WALLS.
3. ROLLING STEEL CURTAIN DOOR SHALL BE COMPLETE W/ ELECTRIC OPERATOR AND SAFETY EDGE.
4. HOLLOW METAL DOORS SHALL BE NOT LESS THAN 20GA. FILLED W/ GLASS WOOL. HOLLOW METAL DOOR FRAMES SHALL BE NOT LESS THAN 18 GA.
5. HARDWARE SHALL MATCH EXISTING HARDWARE IN THE BUILDING FOR TYPE AND KEYING.

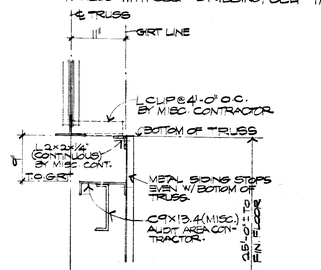

TOP OF SIDING DETL
SCALE: 1" = 1'-0"

GENERAL NOTE:
ANY STEEL NECESSARY TO COMPLETE THE AUDIT AREA IS TO BE FURNISHED BY MISC. CONTRACTOR FOR AUDIT AREA.

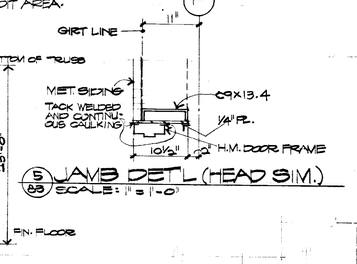

JAMB DETL (HEAD SIM.)
SCALE: 1" = 1'-0"

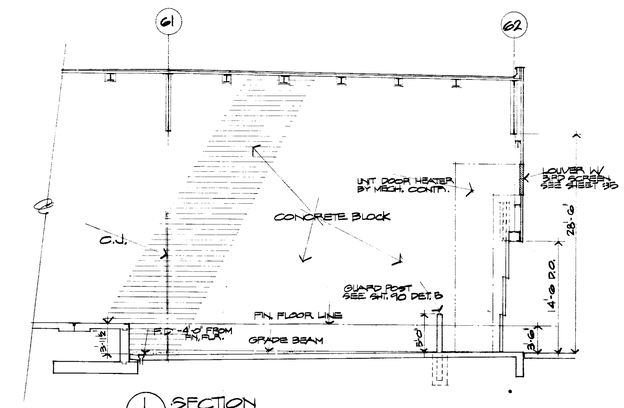

SECTION
SCALE 1/8" = 1'-0"

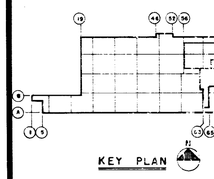

KEY PLAN

HEAD DETAIL

JAMB DETAIL

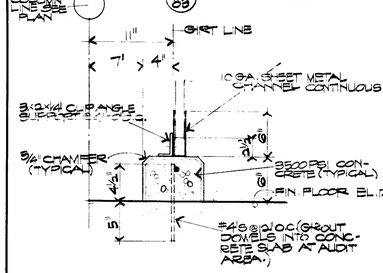

CURB DETAIL
SCALE: 1/2" = 1'-0"

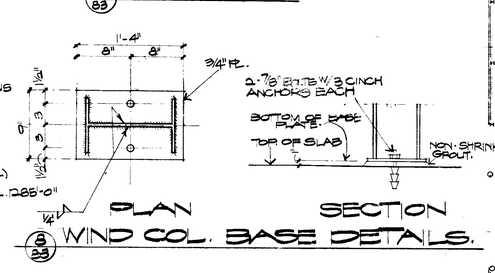

WIND COL. BASE DETAILS.

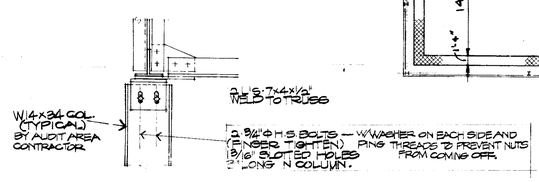

CONNECTION @ TOP OF WIND COL'S.
SCALE: 1" = 1'-0"

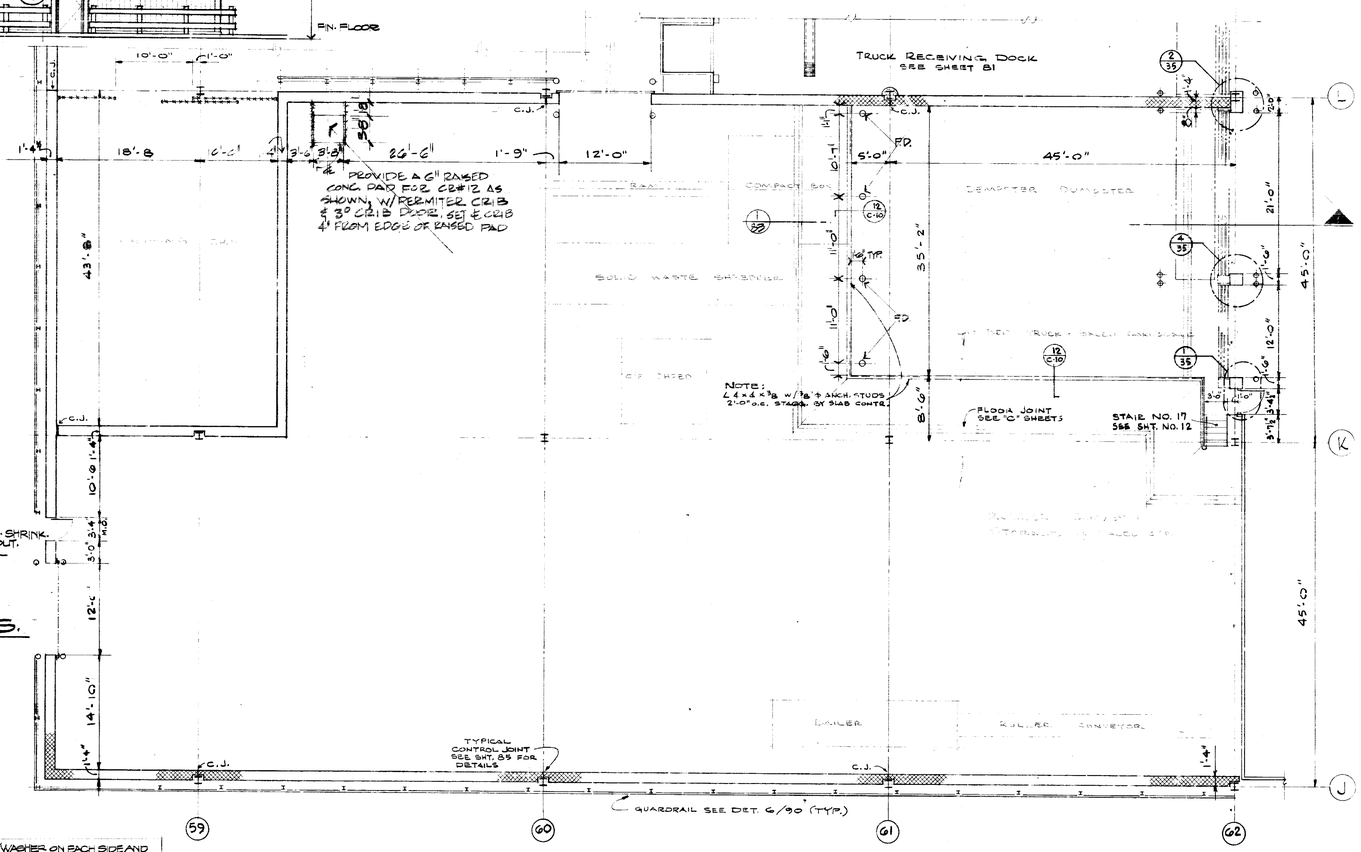

PLAN - TRASH DISPOSAL AREA
SCALE: 1/8" = 1'-0"

DATE	ISSUED FOR	APPROVAL	APPROVAL
3-21-77	SITE ST. REF		
2-28-77	MECH U.G. REF		
3-23-77	PRIME MECH & ELECT REF		
3-21-77	CAISSON REF.		
4-28-77	1st FLR CONC BID		
5-25-77	MISC STEEL BID		
5-26-77	ARCH BID		
5-27-77	PAINTING & FINISH HARDWARE		
6-6-77	P.T.B. & H.V.A.C. REF.		
7-15-77	CONC. FOUNDATION REF.		

NO.	DATE	BY	APPROVAL	APPROVAL
473	11-7-77	JE		
FO 452	12-11-78	SB		
506	10-3-78	SB		
FO 584	6-5-78	ZM		
1196	11-7-77	RA		
FO 111	7-28-77	PB		
61	7-7-77	MK		
RC #23	5-16-77	T.C.V.		
PC #16	5-11-77	JE		

REVISIONS

CONTRACT SIGNATURES

FOR THE OWNER

FOR THE CONTRACTOR

DRAWING CERTIFIED BY

REGISTERED

STATE

NUMBER

DATE

ARGONAUT
GENERAL MOTORS CORPORATION
DIVISION OF GENERAL MOTORS ■ 485 WEST MILWAUKEE AVENUE ■ DETROIT, MICHIGAN
ARCHITECTURE ▲ ENGINEERING ▲ REAL ESTATE ▲ CONSTRUCTION MANAGEMENT

PLANT ENGINEERING AND CONSTRUCTION
MANUFACTURING STAFF

NEW MANUFACTURING PLANT FOR OKLAHOMA INDUSTRIES AUTHORITY
OWNED BY
GM ASSEMBLY DIVISION
GENERAL MOTORS CORPORATION
OKLAHOMA CITY OKLAHOMA

PROJECT TITLE

TRASH DISPOSAL PLAN

SHEET TITLE

OWNER'S IDENTIFICATION

4500
P.E. & C. PROJECT NUMBER

DATE

DRAWN BY JE

JOB CAPT.

83
SHEET NUMBER

ARGO 118 REV. 12-69 K&E 17 0133 5-74 1750m

PROJECT NO. SHEET NO.

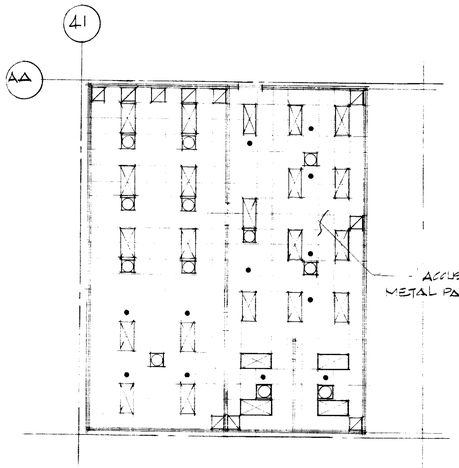

REFLECTED CEILING PLAN
SCALE: 1/8"=1'-0"

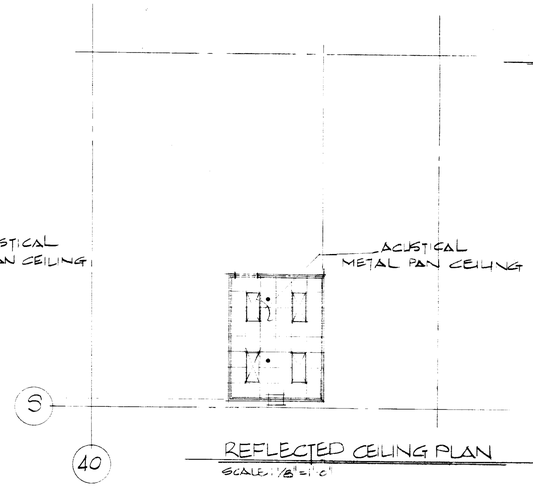

REFLECTED CEILING PLAN
SCALE: 1/8"=1'-0"

KEY
- LIGHT
- RETURN AIR
- SUPPLY DIFFUSER
- SPRINKLER HEAD

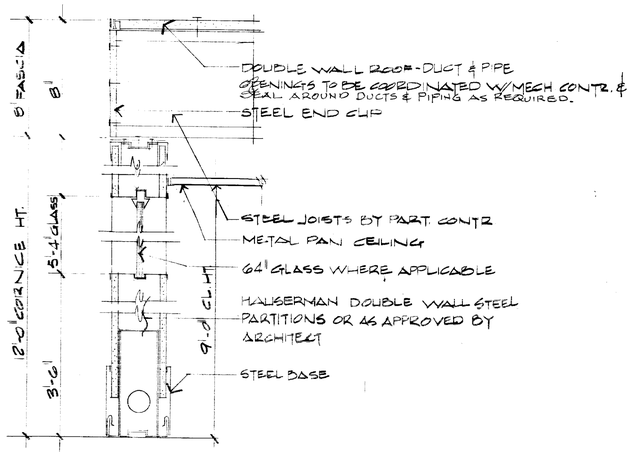

DETAIL 3/84
SCALE 3"=1'-0"

THIS SHEET ISSUED W/ BULL. 161

GENERAL NOTE
TINTED GLASS TO BE POLISHED PLATE GLARE REDUCING ¼" THICK, NEUTRAL GREY, SUCH AS L OF PARALLEL "O" GREY, PPG SOLARGRAY, ASG GRAYPLATE OR SIMILAR AS APPROVED.

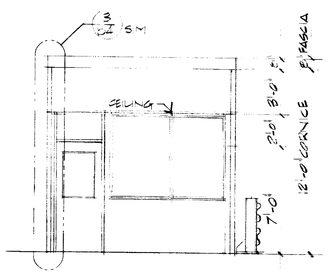

SECTION 1/84
SCALE: 1/4"=1'-0"

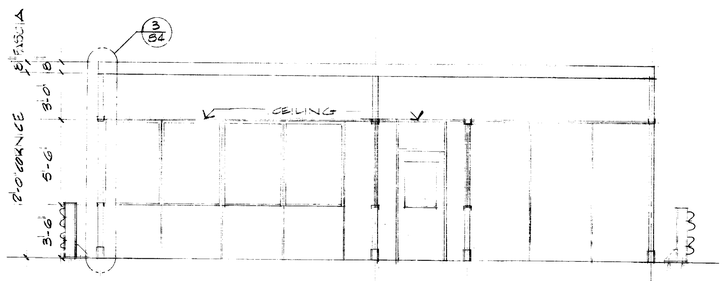

SECTION 2/84
SCALE: 1/4"=1'-0"

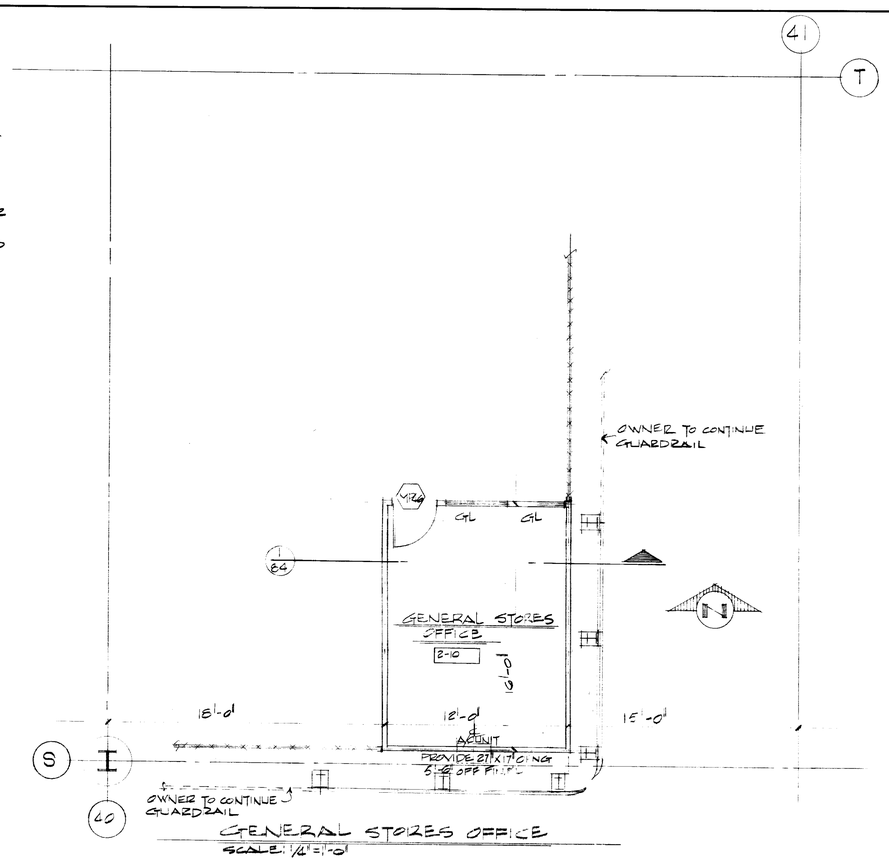

GENERAL STORES OFFICE
SCALE: 1/4"=1'-0"

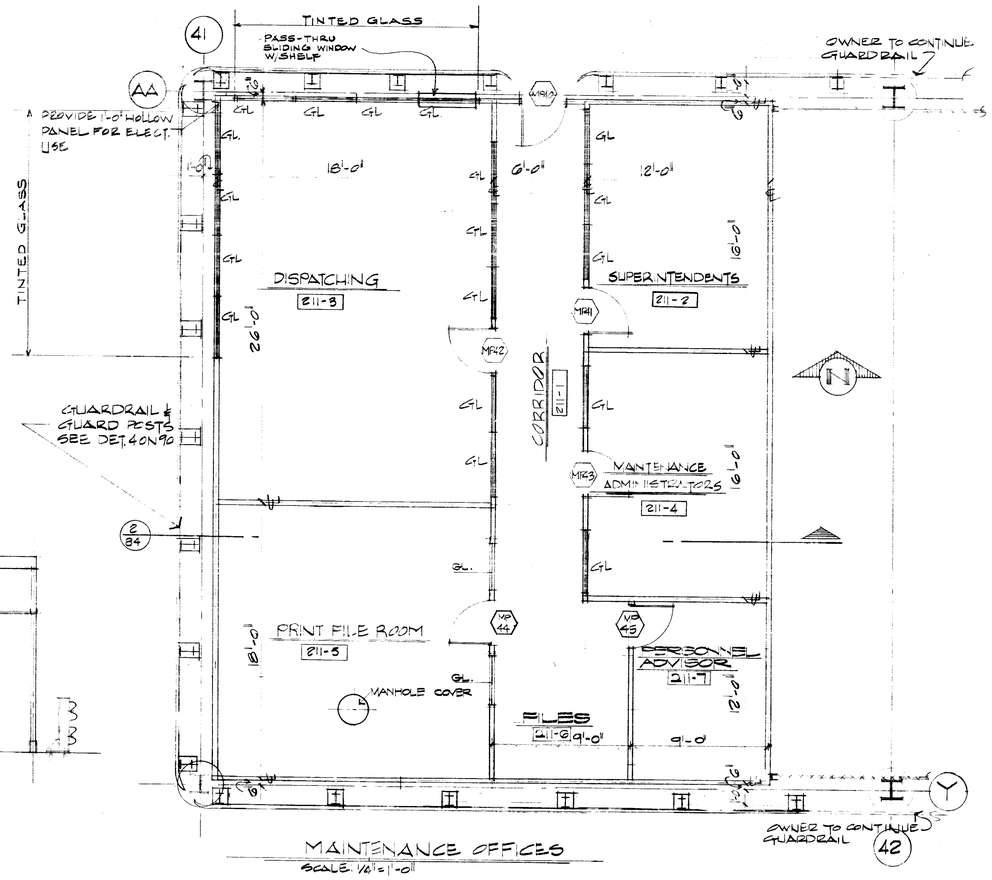

MAINTENANCE OFFICES
SCALE: 1/4"=1'-0"

DATE	ISSUED FOR	APPROVAL	APPROVAL
6-1-78	BULL 161		

NO.	DATE	BY	APPROVAL	APPROVAL
EPO 488	6-2-75	SB		
EPO 500	6-27-75	SB		
EPO 505	7-17-75	MK		

REVISIONS

CONTRACT SIGNATURES
FOR THE OWNER
FOR THE CONTRACTOR

DRAWING CERTIFIED BY
DATE

ARGONAUT DIVISION OF GENERAL MOTORS
ARCHITECTURE & ENGINEERING & REAL ESTATE & CONSTRUCTION

PLANT ENGINEERING AND CONSTRUCTION
MANUFACTURING STAFF
GENERAL MOTORS CORPORATION
485 WEST MILWAUKEE AVENUE • DETROIT, MICHIGAN

NEW MANUFACTURING PLANT
FOR
OKLAHOMA INDUSTRIES AUTHORITY
TENANCY BY
GM ASSEMBLY DIVISION
GENERAL MOTORS CORPORATION
OKLAHOMA CITY OKLAHOMA

PROJECT TITLE

GENERAL STORES & MAINTENANCE OFFICES

SHEET TITLE

OWNER'S IDENTIFICATION
P.E. & C. PROJECT NUMBER: 4500
DATE
DRAWN BY
JOB CAPT.
SHEET NUMBER: 84

ARGO 145 K&E 17-0153 5-74 2027-

PROJECT NO. SHEET NO.

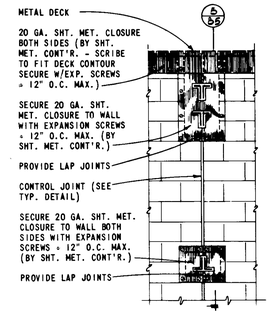

SHT. MET. CLOSURE AROUND TRUSS THRU WALL
½" = 1'-0"

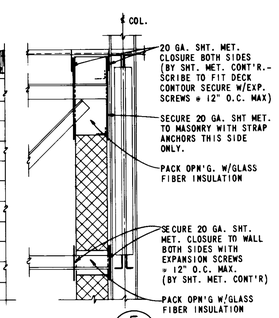

5/85
½" = 1'-0"

NOTE: OPM'G. IN WALL TO HAVE A MIN. OF 2" CLEARANCE FROM ALL STEEL MEMBERS. SHT. MET. CLOSURES TO OVERLAP MASONRY BY A MIN. OF 2".

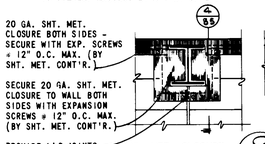

SHT. MET. CLOSURE AROUND BEAM OR PURLIN THRU WALL
⅜" = 1'-0"

6 TYPICAL

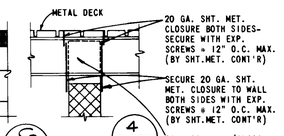

4/85
⅜" = 1'-0"

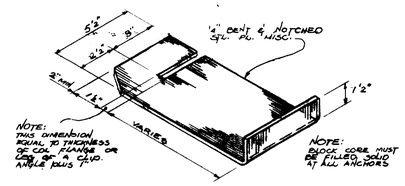

ISOMETRIC DETAIL
CLIP ANCHOR
NO SCALE

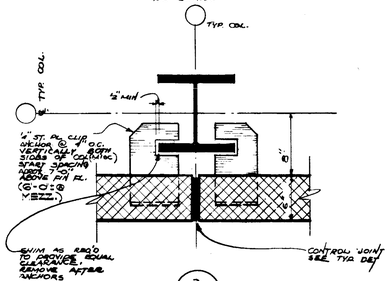

3/66, 47, 48, 49
1½" = 1'-0"

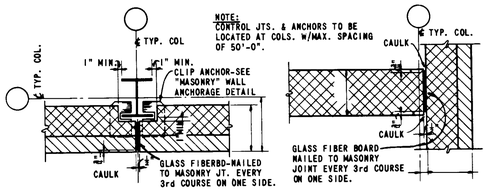

EXTERIOR CONTROL JT. FOR MASONRY WALL @ COLUMN
SCALE: ⅜" = 1'-0"

INTERIOR CONTROL JT. FOR INTERSECTING MASONRY WALLS
SCALE: ⅜" = 1'-0"

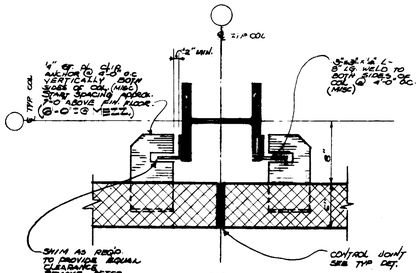

2/66, 47, 48, 49
1½" = 1'-0"

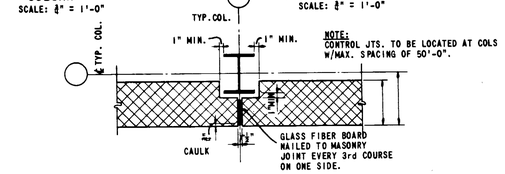

INTERIOR CONTROL JT. FOR MASONRY WALL @ COLUMN
SCALE: ⅜" = 1'-0"

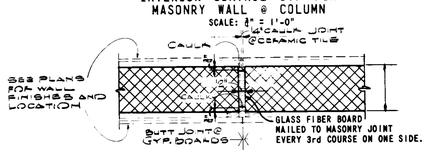

CONTROL JT. FOR INTERIOR MASONRY WALL
SCALE: ⅜" = 1'-0"

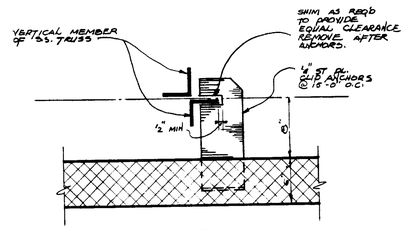

1/66, 47, 48, 49
1½" = 1'-0"

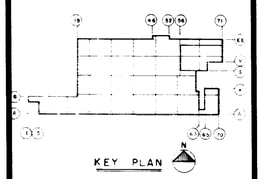

DATE	ISSUED FOR	APPROVAL	APPROVAL
5-19-77	MISC SHT. METAL BID		
5-25-77	MISC STEEL BID		
8-26-77	ARCH BID		
5-27-77	FOUNDATIONS & FLOOR SLABS B.C.		

NO.	DATE	BY	APPROVAL	APPROVAL
31	1-23-78	SB		
1196	11-7-77	RM		
61	7-7-77	MK		

REVISIONS

CONTRACT SIGNATURES

FOR THE OWNER

FOR THE CONTRACTOR

DRAWING CERTIFIED BY

REGISTERED

STATE

NUMBER

DATE

PLANT ENGINEERING AND CONSTRUCTION
MANUFACTURING STAFF
GENERAL MOTORS CORPORATION

NEW MANUFACTURING PLANT
FOR
OKLAHOMA INDUSTRIES AUTHORITY
TENANCY BY
G M ASSEMBLY DIVISION
GENERAL MOTORS CORPORATION
OKLAHOMA CITY OKLAHOMA

PROJECT TITLE

TYPICAL MASONRY WALL ANCHOR DETAILS

SHEET TITLE

OWNER'S IDENTIFICATION

4500
P. E. & C. PROJECT NUMBER

DATE

DRAWN BY

JOB CAPT.

85
SHEET NUMBER

K&E 17 0155 4-73 1124+

PROJECT NO. SHEET NO.

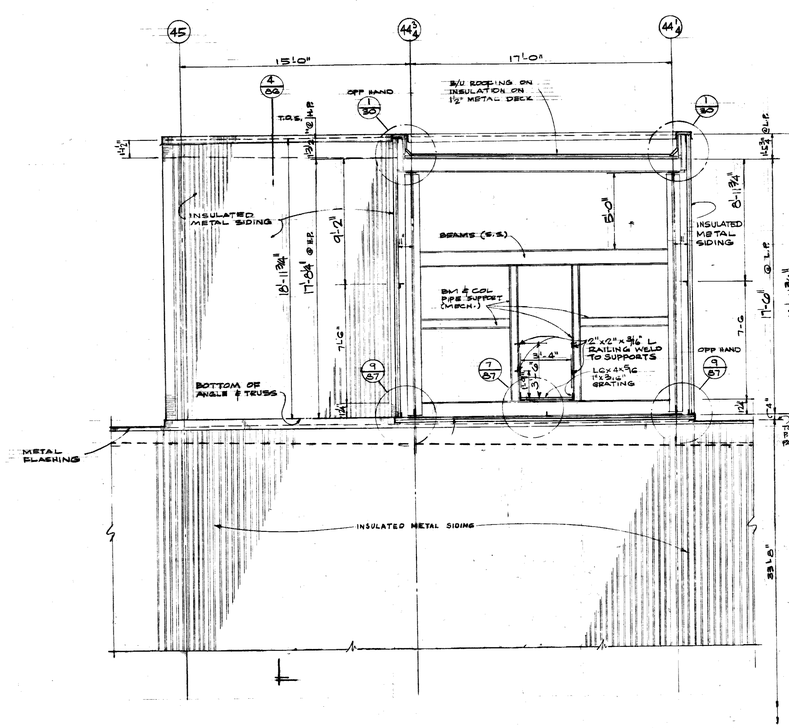

2/86

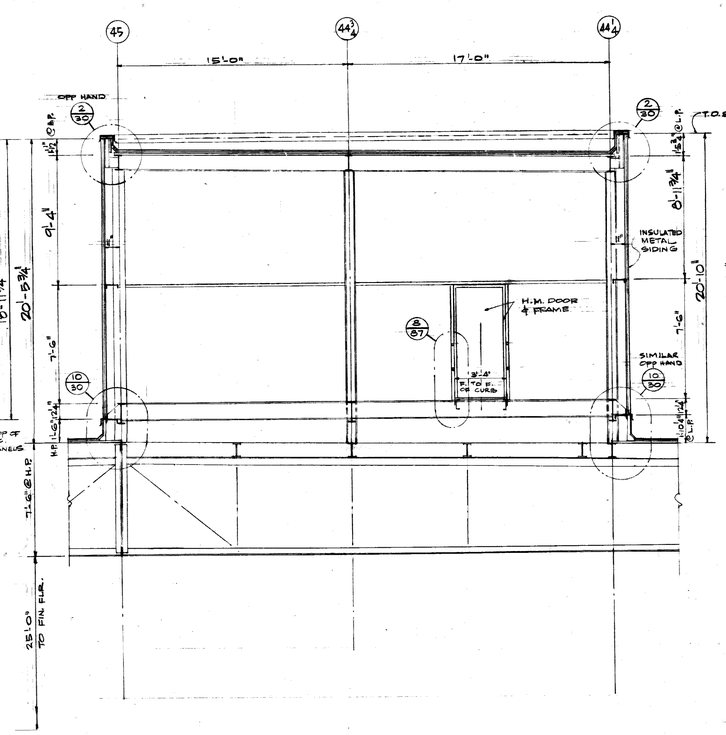

3/86

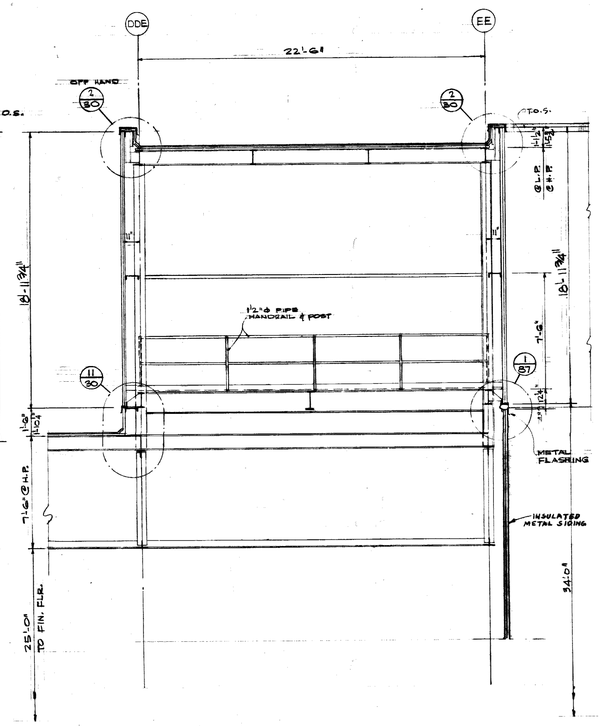

4/86

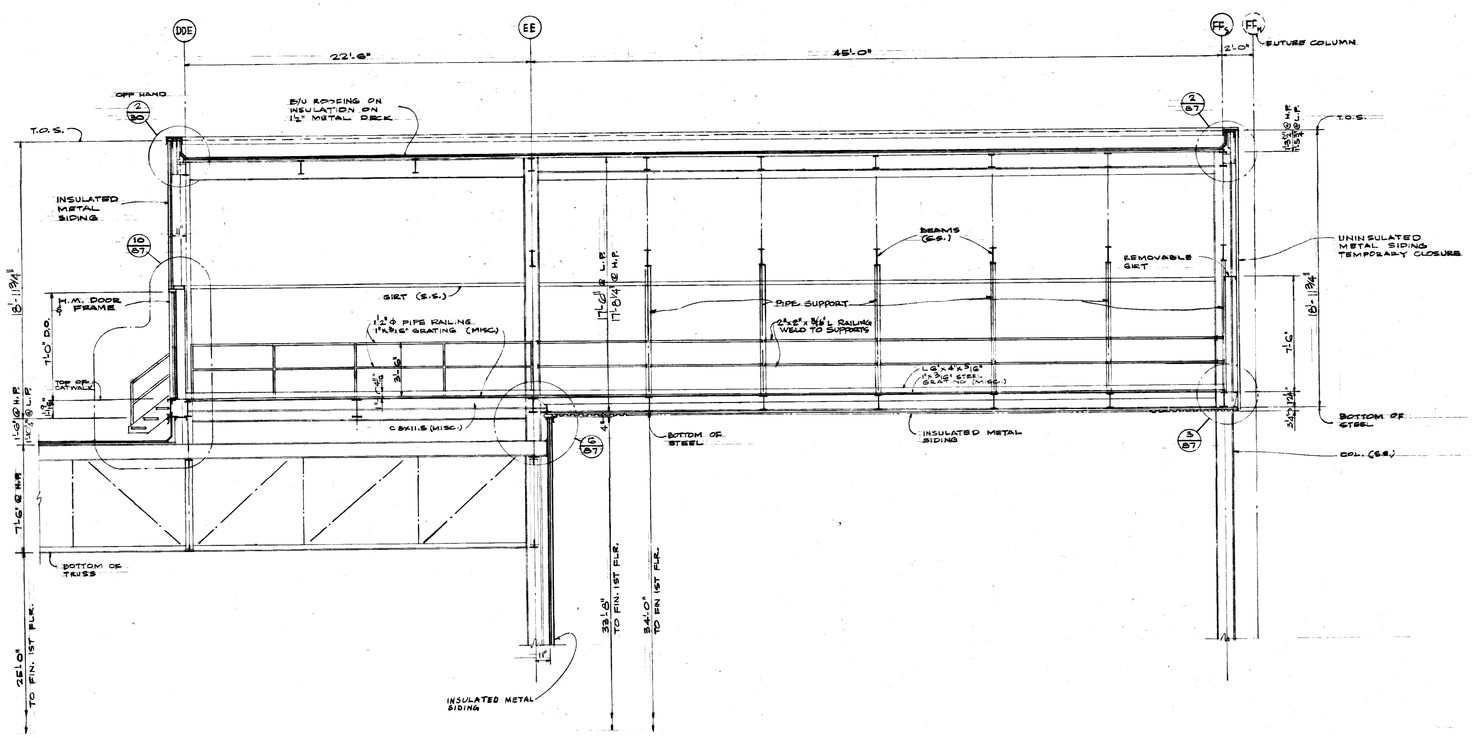

1/86

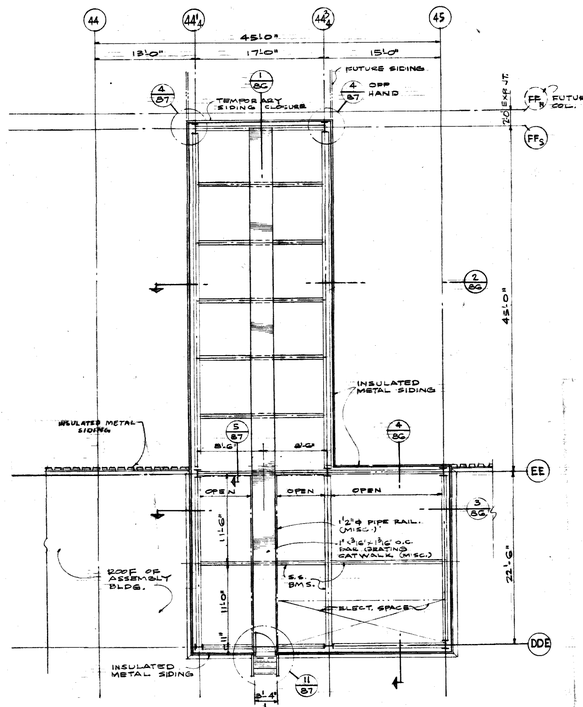

TRESTLE FLOOR PLAN

1/8" = 1'-0"

SCALE: ¼" = 1'-0" UNLESS OTHERWISE NOTED.

DATE	ISSUED FOR	APPROVAL	APPROVAL
3-3-77	STR STL REF		
3-23-77	PRIME ML	ELECT REF	
3-21-77	CAISSON REF.		
4-7-77	METAL ROOF BID		
4-7-77	METAL SIDING BID		
5-19-77	ROOF BID		
5-25-77	MISC STEEL BID		
5-26-77	ARCH BID		
5-27-77	MECHANICAL & ELECTRICAL BID		

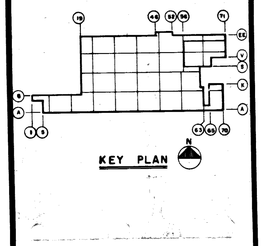

NO.	DATE	BY	APPROVAL	APPROVAL
E.O. 89	10-26-78	MK		
119C	11-7-77	RM		
70	8-1-77	PB		
61	7-7-77	MK		

REVISIONS

CONTRACT SIGNATURES

FOR THE OWNER

FOR THE CONTRACTOR

DRAWING CERTIFIED BY

REGISTERED

STATE

NUMBER

DATE

ARGONAUT

PLANT ENGINEERING AND CONSTRUCTION

MANUFACTURING STAFF

GENERAL MOTORS CORPORATION

DIVISION OF GENERAL MOTORS 485 WEST MILWAUKEE AVENUE DETROIT, MICHIGAN

ARCHITECTURE & ENGINEERING · REAL ESTATE · CONSTRUCTION

NEW MANUFACTURING PLANT FOR OKLAHOMA INDUSTRIES AUTHORITY TENANCY BY

GM ASSEMBLY DIVISION

GENERAL MOTORS CORPORATION

OKLAHOMA CITY OKLAHOMA

PROJECT TITLE

UTILITY TRESTLE PLAN & SECTIONS

SHEET TITLE

OWNER'S IDENTIFICATION

DATE

DRAWN BY

JOB CAPT.

4500

P.E.&C. PROJECT NUMBER

86

SHEET NUMBER

116 REV. 12-69 KSE 17 0132 2-74 1750M

PROJECT NO. SHEET NO.

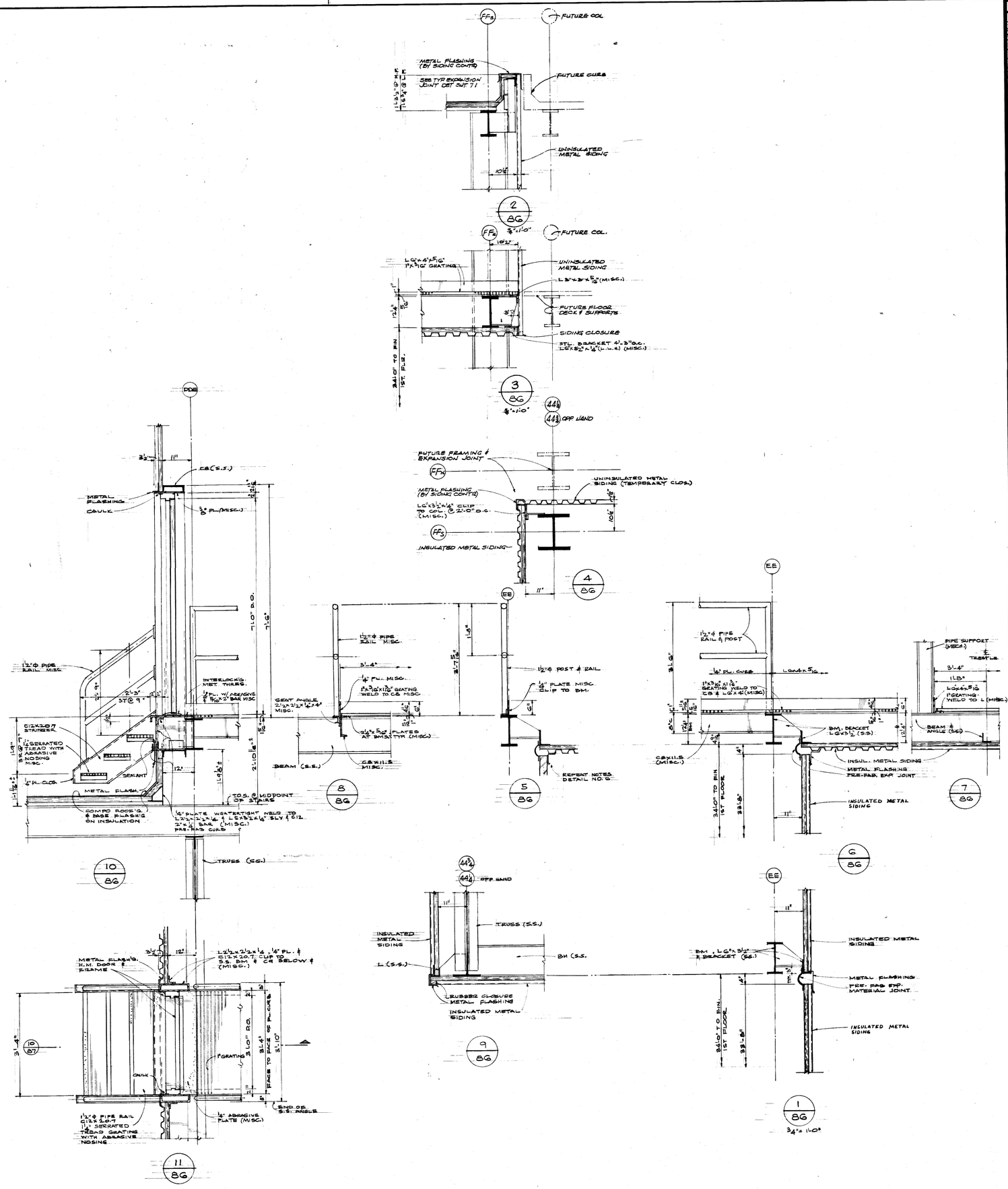

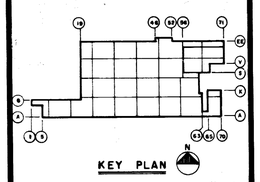

DATE	ISSUED FOR	APPROVAL	APPROVAL
3-8-77	STR STL REF		
3-29-77	PRIME MECH. & ELECT. REF		
4-7-77	METAL ROOF DECK BID		
4-7-77	METAL SIDING BID		
5-25-77	MISC STEEL BID		
5-26-77	ARCH BID		
5-27-77	PAINTING & FINISHING REF		

NO.	DATE	BY	APPROVAL	APPROVAL
1196	11-7-77	RM		
61	7-7-77	MK		

REVISIONS

CONTRACT SIGNATURES

FOR THE OWNER

FOR THE CONTRACTOR

DRAWING CERTIFIED BY

REGISTERED

STATE

NUMBER

DATE

PLANT ENGINEERING AND CONSTRUCTION

MANUFACTURING STAFF

GENERAL MOTORS CORPORATION
485 WEST MILWAUKEE AVENUE & DETROIT, MICHIGAN

NEW MANUFACTURING PLANT
FOR
OKLAHOMA INDUSTRIES AUTHORITY
TENANCY BY
G M ASSEMBLY DIVISION
GENERAL MOTORS CORPORATION
OKLAHOMA CITY OKLAHOMA

PROJECT TITLE

UTILITY TRESTLE DETAILS.

SHEET TITLE

OWNER'S IDENTIFICATION

P. E. & C. PROJECT NUMBER: 4500

DATE

DRAWN BY

JOB CAPT.

SHEET NUMBER: 87

K&E 17 0153 9-73 5079-

PROJECT NO. SHEET NO.

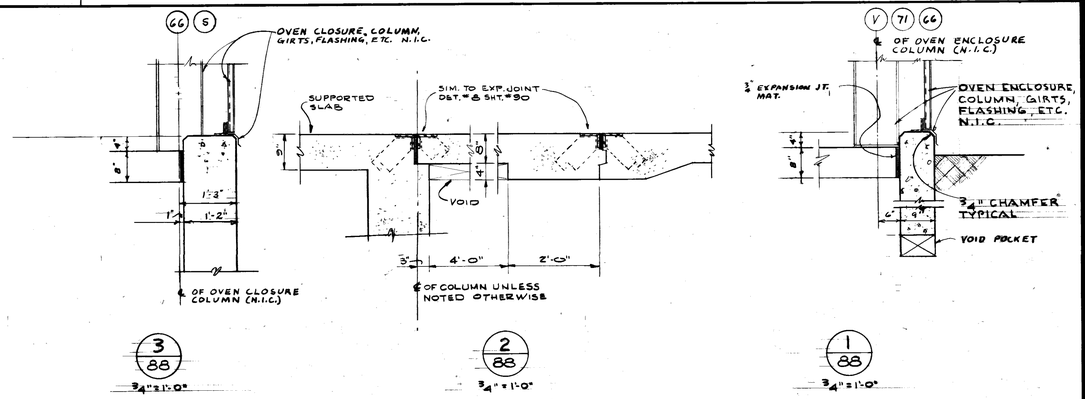

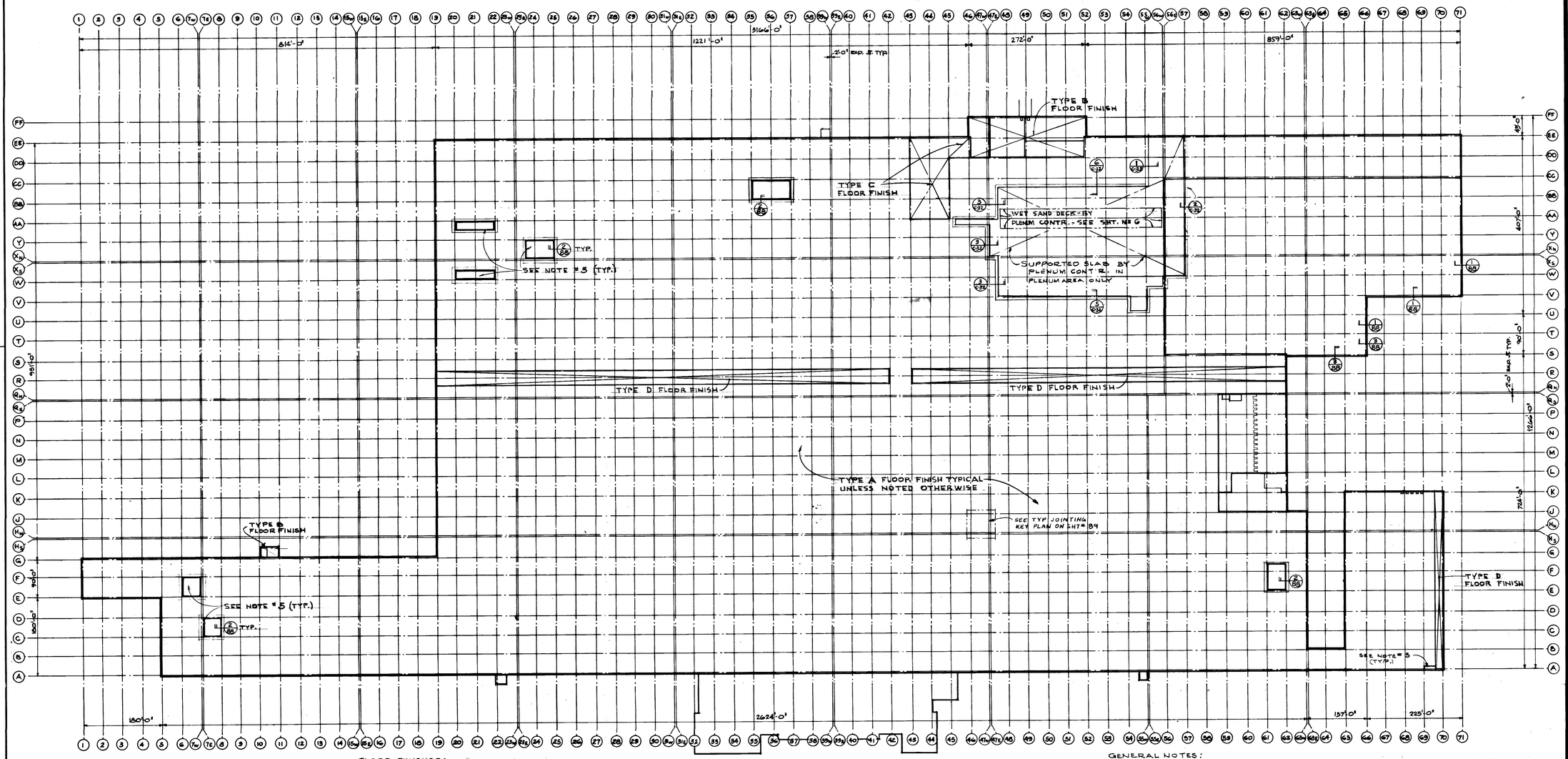

FLOOR FINISHES:

A. 6" CONC. SLAB WITH MINERAL AGGREGATE FINISH - #4 @ 16" E.W. TOP & #5 @ 16" E.W. BOTTOM

B. 10" CONC. SLAB WITH SPARK PROOF (METALLIC) FINISH - #5 @ 12" E.W. TOP & #4 @ 12" E.W. BOTTOM

C. 5" CONC. SLAB WITH EPOXY FINISH - #4 @ 16" E.W. TOP & #3 @ 16" E.W. BOTTOM

D. BITUMINOUS BY BITUMINOUS CONT'R.

GENERAL NOTES:

1. SEE SHEET #2 91 FOR PIT & TRENCH LOCATIONS
2. SEE SHEET #2 4 FOR ADDITIONAL WALL SECTION LOCATIONS
3. SEE ELECTRICAL SHEET #2 EU-1 FOR DUCT BANK LOCATIONS
4. SEE SHEETS #2 5 THROUGH #2 12 FOR GUARD POSTS & GUARD RAIL LOCATIONS
5. SHADED AREAS INDICATE SUPPORTED SLABS SEE DETAIL #2 Z THIS SHEET
6. SEE SHEET #2 80 & 80-A FOR COLUMN ENCASEMENT DETAILS, GUARD RAIL DETAILS, FLOOR SLAB DETAILS
7. ALL STEEL (EXCEPT STRUCTURAL STEEL) WHICH IS CAST INTO OR PENETRATING THE FIRST FLOOR CONCRETE WORK SHALL BE FURNISHED AND INSTALLED BY THE FIRST FLOOR SLAB CONTRACTOR (EXCEPT IN PLENUM AREA)
8. ALL STEEL (EXCEPT STRUCTURAL STEEL) WHICH IS CAST INTO OR PENETRATING THE PLENUM AREA SHALL BE FURNISHED & INSTALLED BY PLENUM CONTRACTOR

NORTH

DATE	ISSUED FOR	APPROVAL	APPROVAL
4-19-77	OVEN FRCE & I.D. REF		
4-28-77	CONC. PLENUM BID		
4-28-77	1ST FLOOR CONC. BID		
5-27-77	PAINTING & FINISH WORK F.C.		

NO.	DATE	BY	APPROVAL	APPROVAL
119C	11-7-77	RM		
61	7-7-77	M.K.		
34	6-13-77	TWW		
PC#18	5-11-77	T.C.V.		

REVISIONS

CONTRACT SIGNATURES

FOR THE OWNER

FOR THE CONTRACTOR

DRAWING CERTIFIED BY

REGISTERED

STATE

NUMBER

DATE

PLANT ENGINEERING AND CONSTRUCTION
MANUFACTURING STAFF
GENERAL MOTORS CORPORATION
485 WEST MILWAUKEE AVENUE • DETROIT, MICHIGAN

NEW MANUFACTURING PLANT
FOR
OKLAHOMA INDUSTRIES AUTHORITY
TENANCY BY
G M ASSEMBLY DIVISION
GENERAL MOTORS CORPORATION
OKLAHOMA CITY OKLAHOMA

PROJECT TITLE

MASTER PLAN
CONCRETE SLAB PLAN

SHEET TITLE

OWNER'S IDENTIFICATION

DATE

DRAWN BY A.T.

JOB CAPT.

PROJECT NUMBER

88

SHEET NUMBER

K&E 17 0158 9-73 96979

PROJECT NO. SHEET NO.

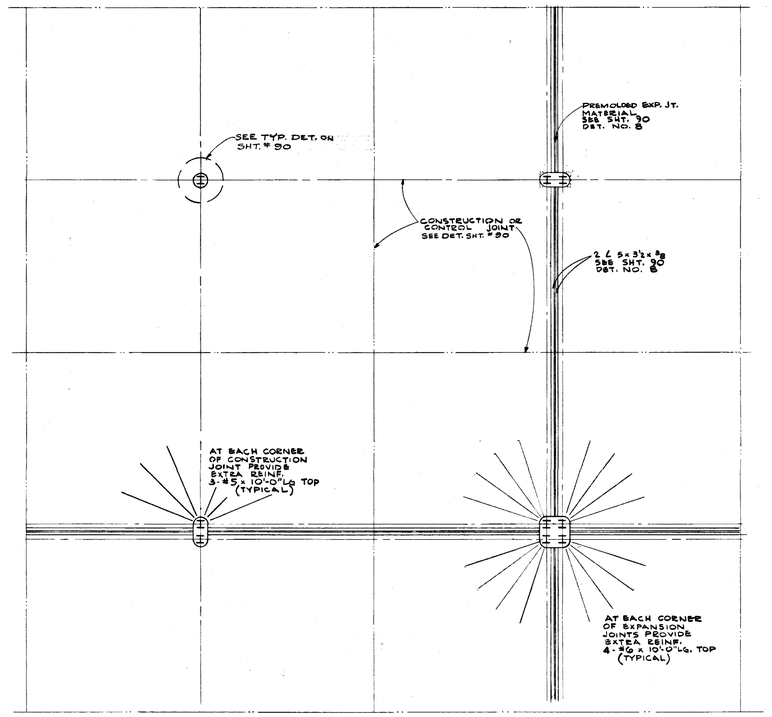

SLAB JOINTING KEY PLAN
SCALE : 1/8" = 1'-0"

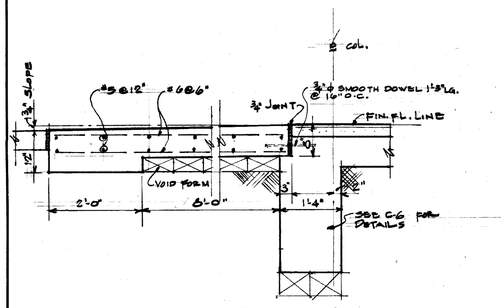

HINGED SLAB DETAIL @ EMPLOYEE ENTRANCES
3/4" = 1'-0"

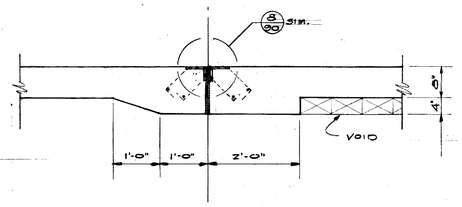

4/89
3/4" = 1'-0"

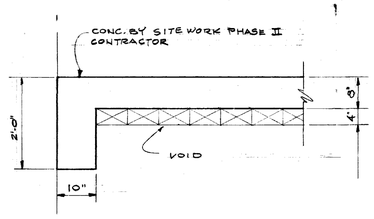

3/89
3/4" = 1'-0"

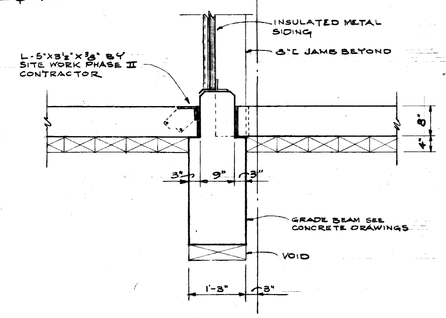

2/89
3/4" = 1'-0"

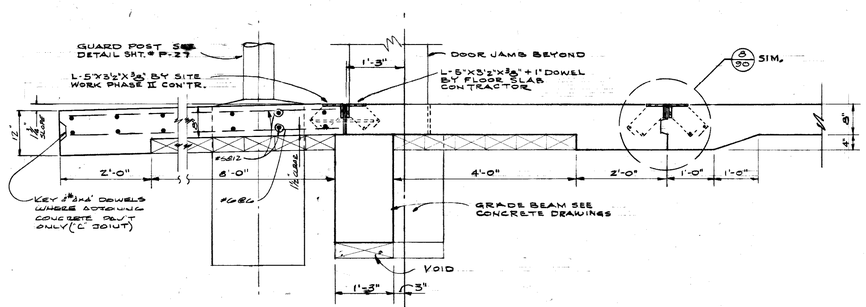

1/89
3/4" = 1'-0"

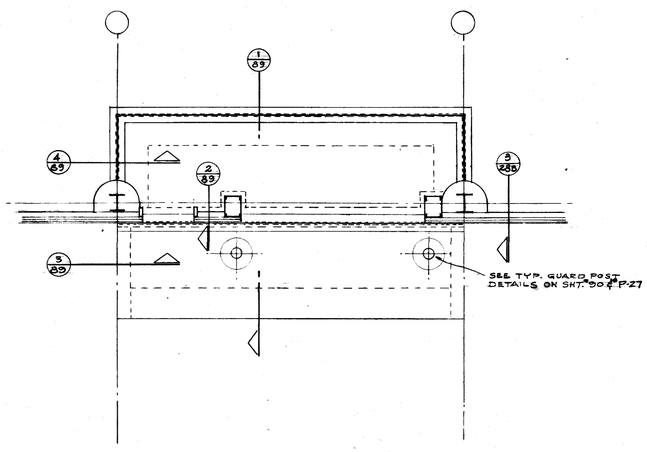

PLAN TYPICAL HINGED SLAB
AT EXTERIOR DOORS
1/4" = 1'-0"

DATE	ISSUED FOR	APPROVAL	APPROVAL
4-28-77	1st FL CONC BID		
5-23-77	FOUNDATION & EXCAVATION BID		
6-6-77	SITE WORK PHASE II BID		
7-15-77	STRUCT. CONC. BID		
7-15-77	CONC PAVING BID		

NO.	DATE	BY	APPROVAL	APPROVAL
173	9-28-78	MDC	M. Chapman	
ECO 266	3-14-78	MC	MIL CHAPMAN	
B.S.O. 180	12-22-77	WK		
1192	11-7-77	RM		
PC 67	7-26-77	JGH		
61	7-7-77	M.K.		
PC #18	5-11-77	T.C.V.		

REVISIONS

CONTRACT SIGNATURES
FOR THE OWNER
FOR THE CONTRACTOR

DRAWING CERTIFIED BY
REGISTERED
STATE
NUMBER
DATE

ARGONAUT
DIVISION OF GENERAL MOTORS

PLANT ENGINEERING AND CONSTRUCTION
MANUFACTURING STAFF
GENERAL MOTORS CORPORATION
485 WEST MILWAUKEE AVENUE & DETROIT, MICHIGAN

NEW MANUFACTURING PLANT
FOR
OKLAHOMA INDUSTRIES AUTHORITY
TENANCY BY
G M ASSEMBLY DIVISION
GENERAL MOTORS CORPORATION
OKLAHOMA CITY OKLAHOMA

PROJECT TITLE

MISC. SLAB DETAILS

SHEET TITLE

OWNER'S IDENTIFICATION
DATE
DRAWN BY
JOB CAPT.

R.E. & C. PROJECT NUMBER: 4500

SHEET NUMBER: 89

ARGO 118 REV. 12-69 K&E 17 0133 8-74 1790M

PROJECT NO. SHEET NO.

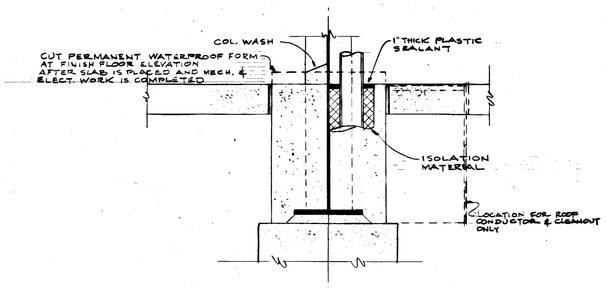

11/90 3/4"=1'-0"

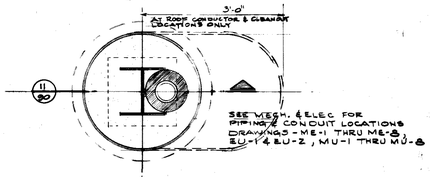

11/90

TYPICAL PLAN OF UTILITY PIPING AT COLUMNS

SCALE - 3/4"=1'-0"

NOTE: FOR ADDITIONAL CONC. ENCASEMENT DETAILS SEE SHEET No. 90-A

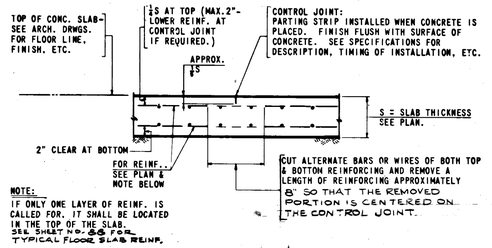

NOTE: IF ONLY ONE LAYER OF REINF. IS CALLED FOR, IT SHALL BE LOCATED IN THE TOP OF THE SLAB. SEE SHEET No. 88 FOR TYPICAL FLOOR SLAB REINF.

TYPICAL CONTROL JOINT DETAIL
FLOOR SLAB ON GROUND

(FOR USE WITH PORTLAND CEMENT A.S.T.M. DESIGNATION C-150 & C-175)
(MAXIMUM SPACING 22'-6" O.C. IN EACH DIRECTION, UNLESS OTHERWISE NOTED-SEE SPEC.)
NO SCALE

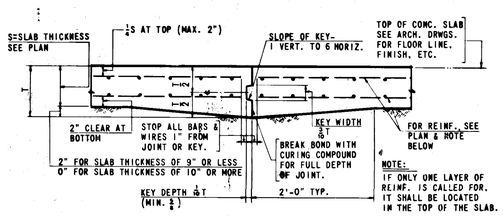

NOTE: IF ONLY ONE LAYER OF REINF. IS CALLED FOR, IT SHALL BE LOCATED IN THE TOP OF THE SLAB.

TYPICAL CONSTRUCTION JOINT DETAIL
FLOOR SLAB ON GROUND

(FOR USE WITH ALL TYPES OF CEMENT)
SEE SPEC FOR SPACING OF JOINTS
NO SCALE

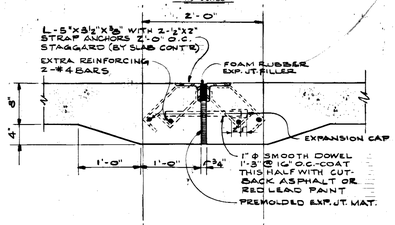

TYPICAL FLOOR SLAB EXPANSION JOINT

NO SCALE 8/88,90

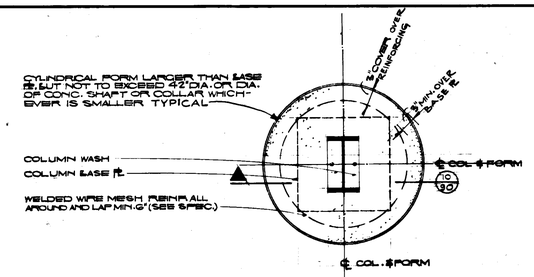

10/90

PLAN

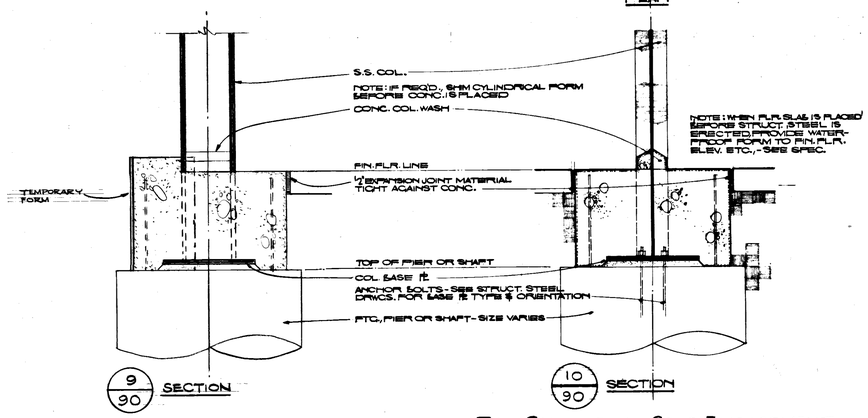

9/90 SECTION

10/90 SECTION

TYP. CYLINDRICAL CONC. ENCASEMENT FOR INTERIOR COLS.

NO SCALE

NOTE:
1. FOR ADDITIONAL CONC. ENCASEMENT DETAILS SEE SHT. No. 90-A

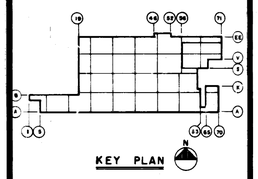

NOTE - AT EXTERIOR COL. PROVIDE ONE HALF CYLINDRICAL FORM TO COL. ℄ AND EXTEND STRAIGHT FROM TANGENT TO FDN. WALL OR GRADE BEAM @ RIGHT ANGLES.

FOR NOTES SEE PLANS ABOVE.

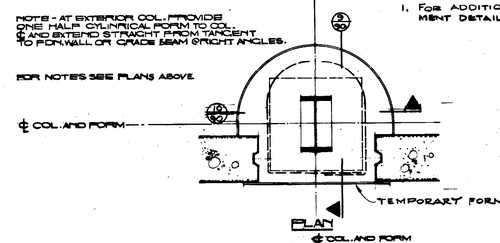

10/90

PLAN
℄ COL. AND FORM

TYP. CYLINDRICAL CONC. ENCASEMENT FOR EXTERIOR COLS.

NO SCALE

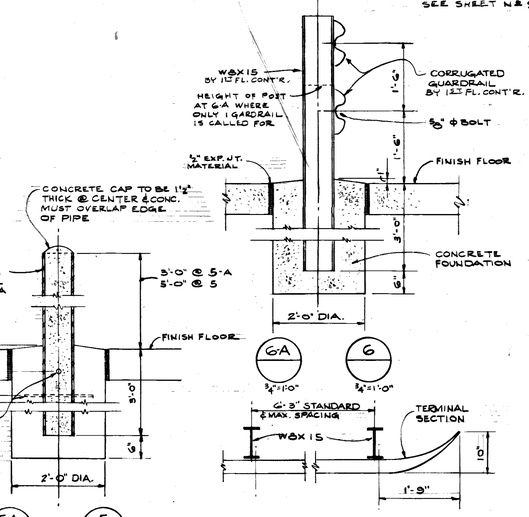

TYPICAL GUARD POST DETAIL
3/4"=1'-0"

PLAN
CORRUGATED GUARDRAIL
SCALE - 3/4"=1'-0"

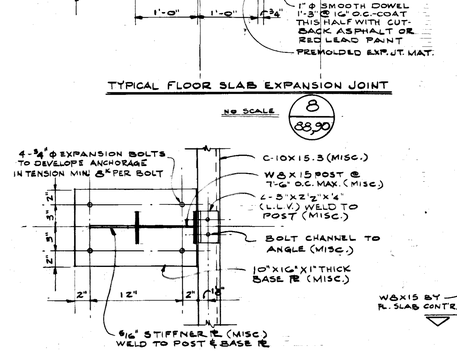

7

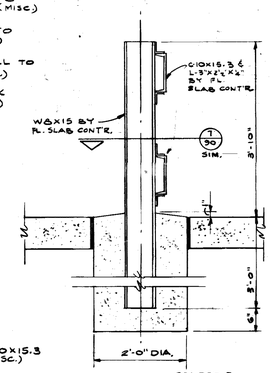

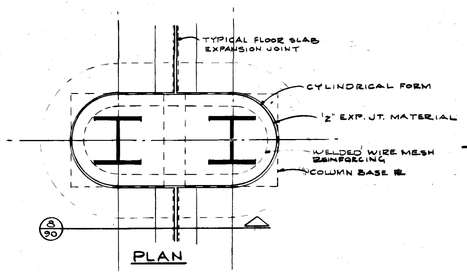

9/90

PLAN

TYPICAL FLOOR EXPANSION JOINT @ COLUMN

NO SCALE

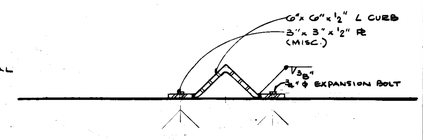

14/90 TYPICAL
1 1/2"=1'-0"

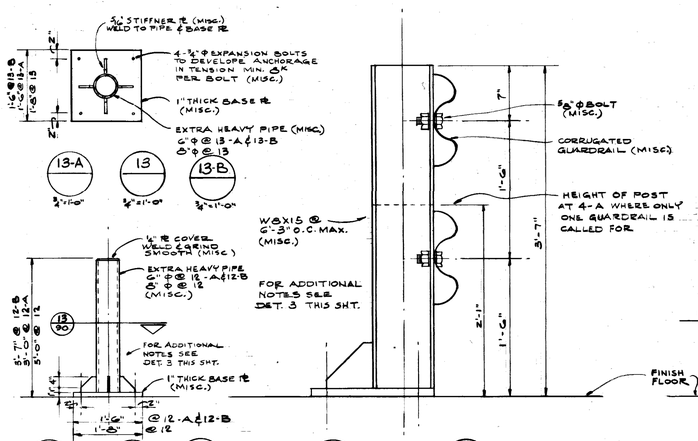

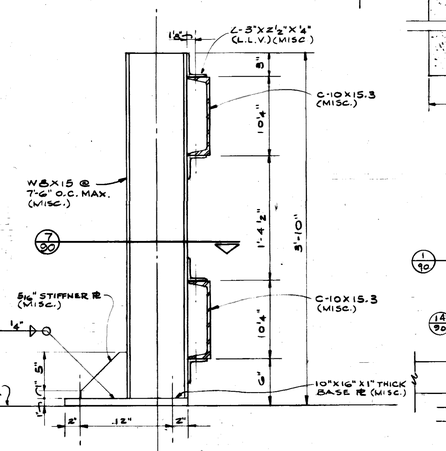

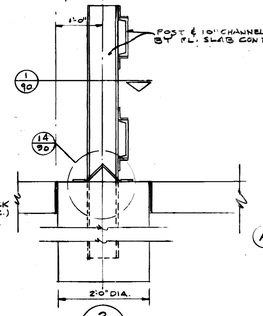

7/90 1/90 14/90 2/90 3/4"=1'-0"

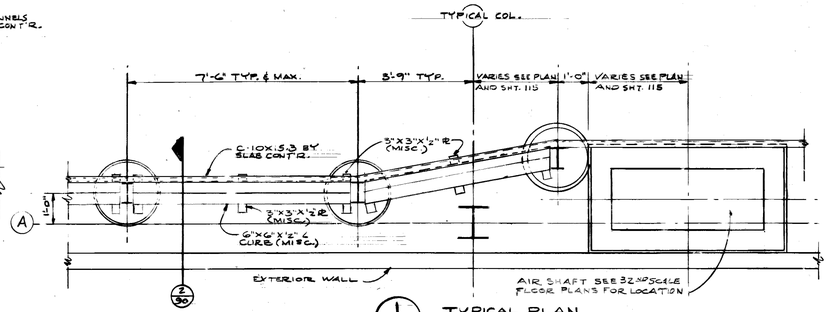

2/90 1/90 TYPICAL PLAN
1/2" = 1'-0"

DATE	ISSUED FOR	APPROVAL	APPROVAL
4-15-77	S.S. FC. BULL. 9		
4-28-77	1st FLR CONC BID		
5-25-77	MISC STEEL BID		
5-27-77	PAINTING & FIN. FLR BID		

NO.	DATE	BY	APPROVAL	APPROVAL
90	10-28-77	SB		
119C	11-7-77	RM		
61	7-7-77	M.K.		
34	6-13-77	T.G.V.		
PC. 18	5-11-77	T.G.V.		

REVISIONS

CONTRACT SIGNATURES

FOR THE OWNER

FOR THE CONTRACTOR

DRAWING CERTIFIED BY

REGISTERED

STATE

NUMBER

DATE

PLANT ENGINEERING AND CONSTRUCTION
MANUFACTURING STAFF
GENERAL MOTORS CORPORATION

NEW MANUFACTURING PLANT
FOR
OKLAHOMA INDUSTRIES AUTHORITY
TENANCY BY
G M ASSEMBLY DIVISION
GENERAL MOTORS CORPORATION
OKLAHOMA CITY OKLAHOMA

PROJECT TITLE

MISC SLAB DETAILS

SHEET TITLE

OWNER'S IDENTIFICATION

DATE

DRAWN BY

JOB CAPT.

4500
P. E. & C. PROJECT NUMBER

90
SHEET NUMBER

KORE 17 9189 6-73 1184

PROJECT NO. SHEET NO.

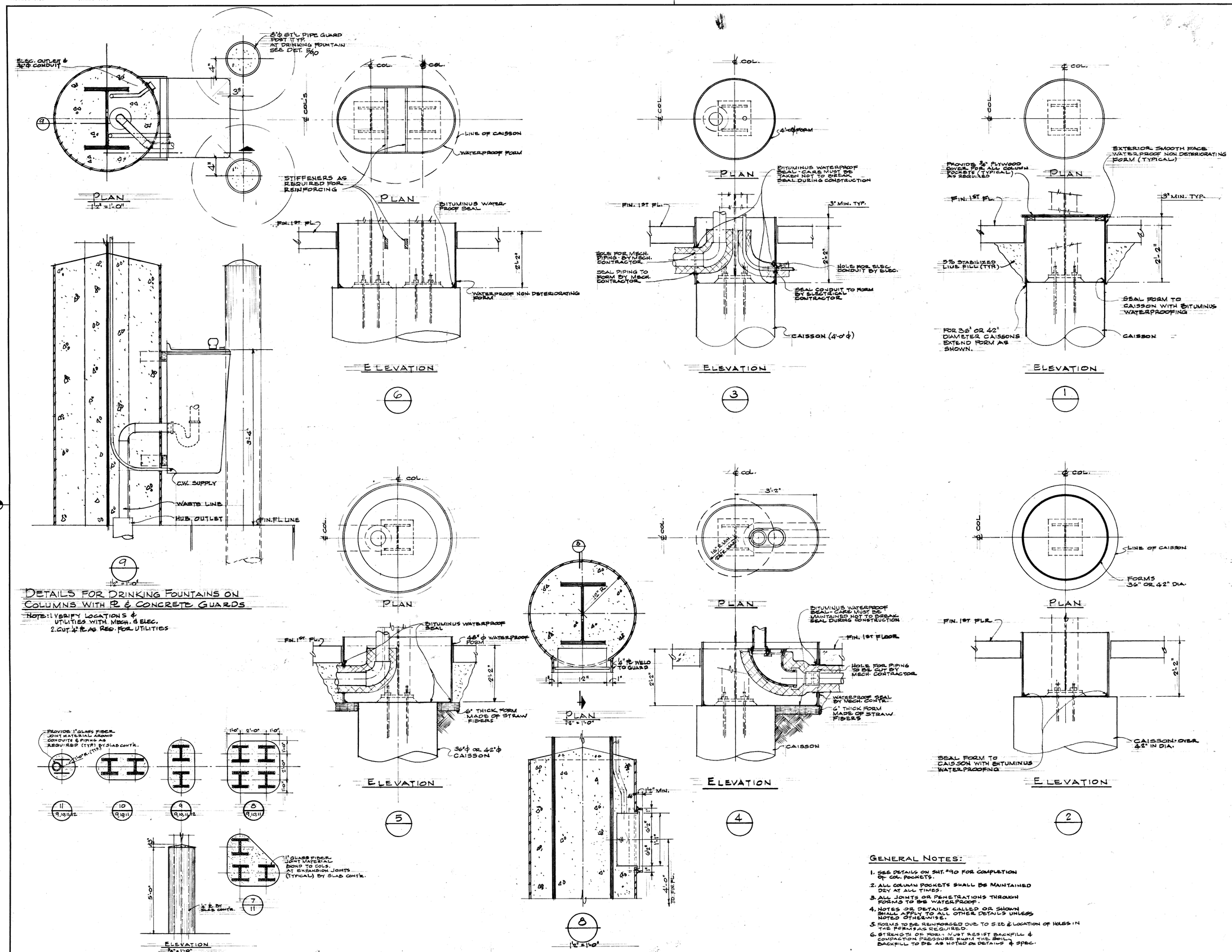

DETAILS FOR DRINKING FOUNTAINS ON COLUMNS WITH PL & CONCRETE GUARDS

NOTE: 1. VERIFY LOCATIONS & UTILITIES WITH MECH. & ELEC.
2. CUT 1/4" PL AS REQ. FOR UTILITIES

DETAILS FOR FIRE-WATCH STATION @ COLUMNS WITH PL & CONCRETE GUARDS

NOTE: VERIFY ALL LOCATIONS & SIZE WITH ELEC. CONTRACTOR

GENERAL NOTES:

1. SEE DETAILS ON SHT. #90 FOR COMPLETION OF COL. POCKETS.
2. ALL COLUMN POCKETS SHALL BE MAINTAINED DRY AT ALL TIMES.
3. ALL JOINTS OR PENETRATIONS THROUGH FORMS TO BE WATERPROOF.
4. NOTES OR DETAILS CALLED OR SHOWN SHALL APPLY TO ALL OTHER DETAILS UNLESS NOTED OTHERWISE.
5. FORMS TO BE REINFORCED DUE TO SIZE & LOCATION OF HOLES IN THE FORMS AS REQUIRED.
6. STRENGTH OF FORM MUST RESIST BACKFILL & COMPACTION PRESSURE EXPO. THE SOIL. BACKFILL TO BE AS NOTED ON DETAILS & SPEC.

DATE	ISSUED FOR	APPROVAL	APPROVAL
5-11-77	PC # 10		
5-27-77	REVISIONS & FINISHING PLAN		

NO.	DATE	BY	APPROVAL	APPROVAL
B.O.2282	4-13-78	M.K.		
119C	11-7-77	RM		
61	7-7-77	M.K.		
34	6-13-77	M.K.		

REVISIONS

CONTRACT SIGNATURES

FOR THE OWNER

FOR THE CONTRACTOR

DRAWING CERTIFIED BY

REGISTERED

STATE

NUMBER

DATE

ARGONAUT DIVISION OF GENERAL MOTORS

PLANT ENGINEERING AND CONSTRUCTION

MANUFACTURING STAFF

GENERAL MOTORS CORPORATION

485 WEST MILWAUKEE AVENUE & DETROIT, MICHIGAN

NEW MANUFACTURING PLANT FOR OKLAHOMA INDUSTRIES AUTHORITY TENANCY BY

G M ASSEMBLY DIVISION

GENERAL MOTORS CORPORATION

OKLAHOMA CITY OKLAHOMA

PROJECT TITLE

COLUMN POCKET DETAILS

SHEET TITLE

OWNER'S IDENTIFICATION

P.E. & C. PROJECT NUMBER 4500

DATE

DRAWN BY

JOB CAPT.

90A

SHEET NUMBER

ARGO 118 REV. 12-69 K&E 17 9133 5-74 1750+

PROJECT NO. 4500 SHEET NO. 91

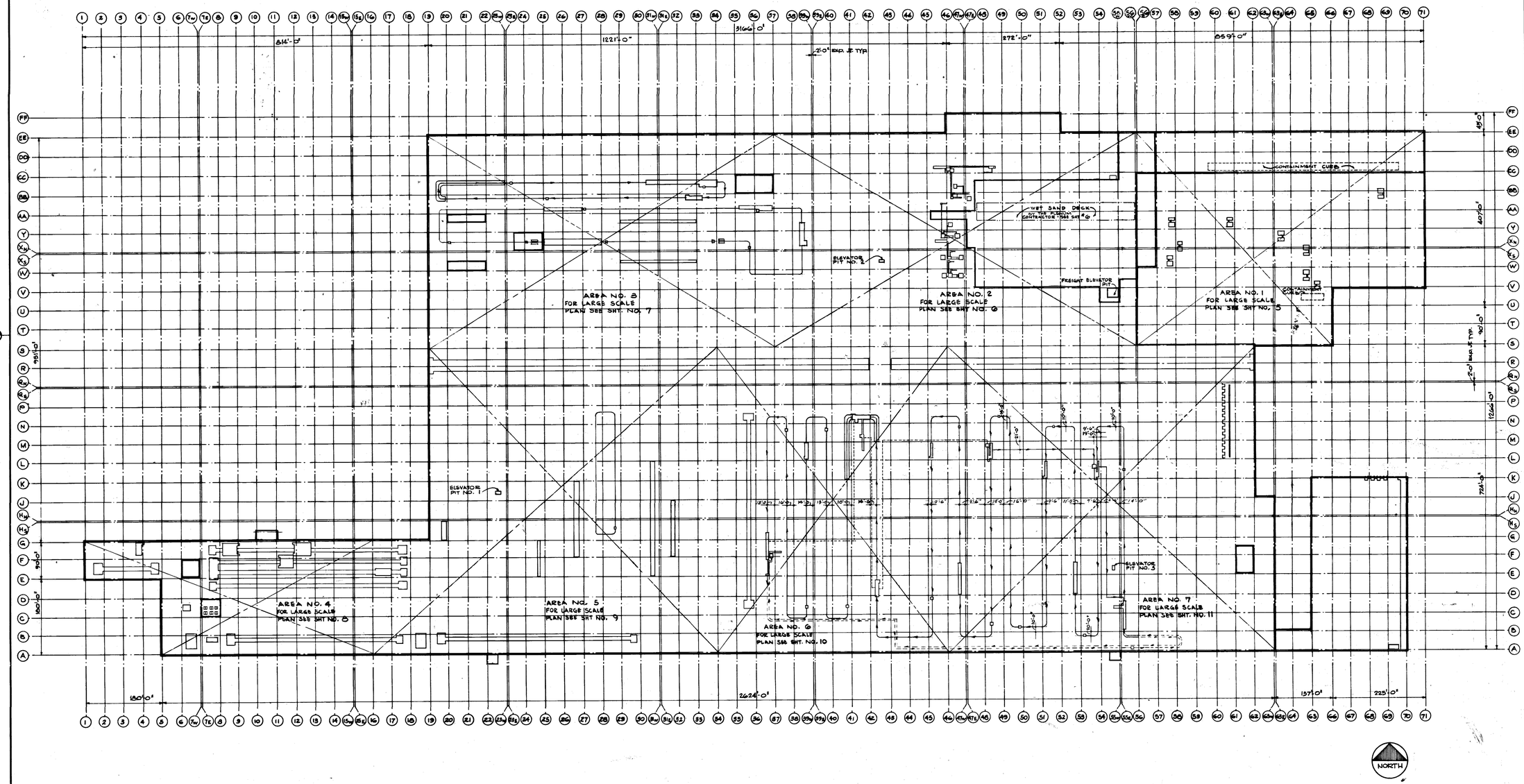

— MASTER PLAN —
PITS, FIXED SLAB AREAS

FIXED SLAB AREAS = [ ]

DATE	ISSUED FOR	APPROVAL	APPROVAL
2-28-77	MECH. U.G. REF.		
3-23-77	PRIME MECH & ELECT. REF.		
4-28-77	1ST. FL. CONC. BID		
5-27-77	PAINT. REF. & ELEVATOR WING F.		

NO.	DATE	BY	APPROVAL	APPROVAL
119-C	11-7-77	GN		
G1	7-7-77	V.K.		
Bull 52	6-21-77	R.J.M.		
Bull 34	6-15-77	M.K.		
P.C. #18	5-11-77	T.C.V.		

REVISIONS

CONTRACT SIGNATURES

FOR THE OWNER

FOR THE CONTRACTOR

DRAWING CERTIFIED BY

REGISTERED

STATE

NUMBER

DATE

PLANT ENGINEERING AND CONSTRUCTION
MANUFACTURING STAFF
GENERAL MOTORS CORPORATION
485 WEST MILWAUKEE AVENUE, DETROIT, MICHIGAN

NEW MANUFACTURING PLANT
FOR
OKLAHOMA INDUSTRIES AUTHORITY
TENANCY BY
G M ASSEMBLY DIVISION
GENERAL MOTORS CORPORATION
OKLAHOMA CITY OKLAHOMA

PROJECT TITLE

PITS & FIXED SLAB
MASTER PLAN

SHEET TITLE

OWNER'S IDENTIFICATION

P.E. & C. PROJECT NUMBER: 4500

DATE

DRAWN BY G. BAIN

JOB CAPT.

SHEET NUMBER: 91

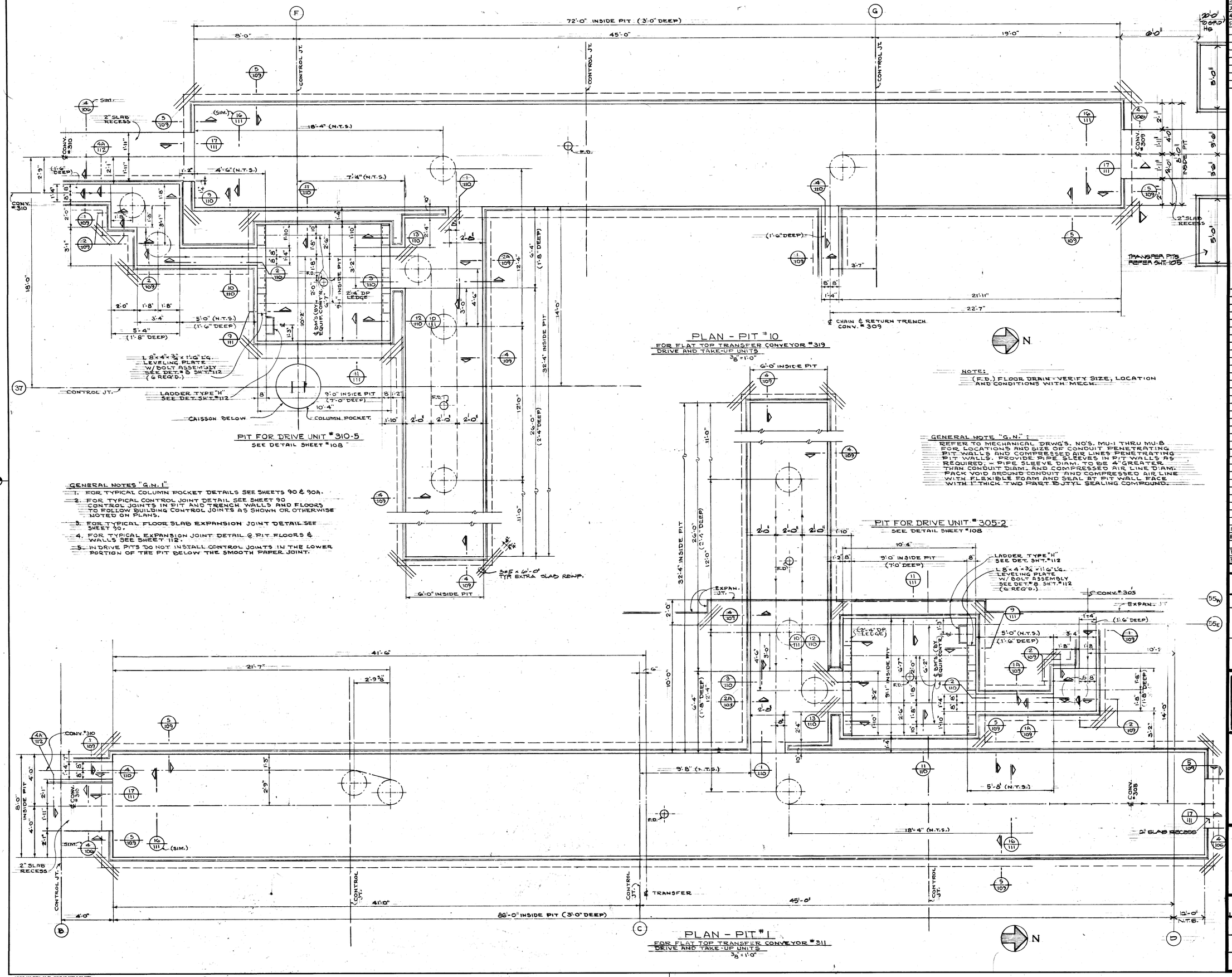

PIT FOR DRIVE UNIT #310-5
SEE DETAIL SHEET #108

PLAN - PIT #10
FOR FLAT TOP TRANSFER CONVEYOR #319
DRIVE AND TAKE-UP UNITS
3/8" = 1'-0"

PIT FOR DRIVE UNIT #305-2
SEE DETAIL SHEET #108

PLAN - PIT #1
FOR FLAT TOP TRANSFER CONVEYOR #311
DRIVE AND TAKE-UP UNITS
3/8" = 1'-0"

NOTE:
(F.D.) FLOOR DRAIN - VERIFY SIZE, LOCATION AND CONDITIONS WITH MECH.

GENERAL NOTE "G.N." :
REFER TO MECHANICAL DRWG'S. NO'S. MU-1 THRU MU-8 FOR LOCATIONS AND SIZE OF CONDUIT PENETRATING PIT WALLS AND COMPRESSED AIR LINES PENETRATING PIT WALLS. PROVIDE PIPE SLEEVES IN PIT WALLS AS REQUIRED. - PIPE SLEEVE DIAM. TO BE 4" GREATER THAN CONDUIT DIAM. AND COMPRESSED AIR LINE DIAM. PACK VOID AROUND CONDUIT AND COMPRESSED AIR LINE WITH FLEXIBLE FOAM AND SEAL AT PIT WALL FACE WITH 1" THICK TWO PART BUTYL SEALING COMPOUND.

GENERAL NOTES "G.N. 1"

1. FOR TYPICAL COLUMN POCKET DETAILS SEE SHEETS 90 & 90A.
2. FOR TYPICAL CONTROL JOINT DETAIL SEE SHEET 90 CONTROL JOINTS IN PIT AND TRENCH WALLS AND FLOORS TO FOLLOW BUILDING CONTROL JOINTS AS SHOWN OR OTHERWISE NOTED ON PLANS.
3. FOR TYPICAL FLOOR SLAB EXPANSION JOINT DETAIL SEE SHEET 90.
4. FOR TYPICAL EXPANSION JOINT DETAIL @ PIT FLOORS & WALLS SEE SHEET 112.
5. IN DRIVE PITS DO NOT INSTALL CONTROL JOINTS IN THE LOWER PORTION OF THE PIT BELOW THE SMOOTH PAPER JOINT.

DATE	ISSUED FOR	APPROVAL	APPROVAL
2-28-77	MECH U/G. REF.		
3-23-77	PRIME MECH SELECT REF.		
4-28-77	1ST. FL. CONC. BID		
5-27-77	PRELIMINARY FOUNDATION BID		

NO.	DATE	BY	APPROVAL	APPROVAL
119-C	11-7-77	GN		
EFD 115	10-4-71	PB		
61	7-7-77	MK		
PC23	5-16-77	V.E.		
PC18	5-11-77	V.E.		

REVISIONS

CONTRACT SIGNATURES
FOR THE OWNER
FOR THE CONTRACTOR

DRAWING CERTIFIED BY
REGISTERED
STATE
NUMBER
DATE

ARGONAUT
DIVISION OF GENERAL MOTORS
GENERAL MOTORS CORPORATION
486 WEST MILWAUKEE AVENUE • DETROIT, MICHIGAN
ARCHITECTURE • ENGINEERING • REAL ESTATE • CONSTRUCTION MANAGEMENT

PLANT ENGINEERING AND CONSTRUCTION
MANUFACTURING STAFF

NEW MANUFACTURING PLANT
FOR
OKLAHOMA INDUSTRIES AUTHORITY
TENANCY BY
G M ASSEMBLY DIVISION
GENERAL MOTORS CORPORATION
OKLAHOMA CITY OKLAHOMA

PROJECT TITLE

PLAN OF PITS
#1 & 10

SHEET TITLE

OWNER'S IDENTIFICATION
DATE
DRAWN BY V. ERWIN R.L.C.
JOB CAPT.

4500
P. E. & C. PROJECT NUMBER

92
SHEET NUMBER

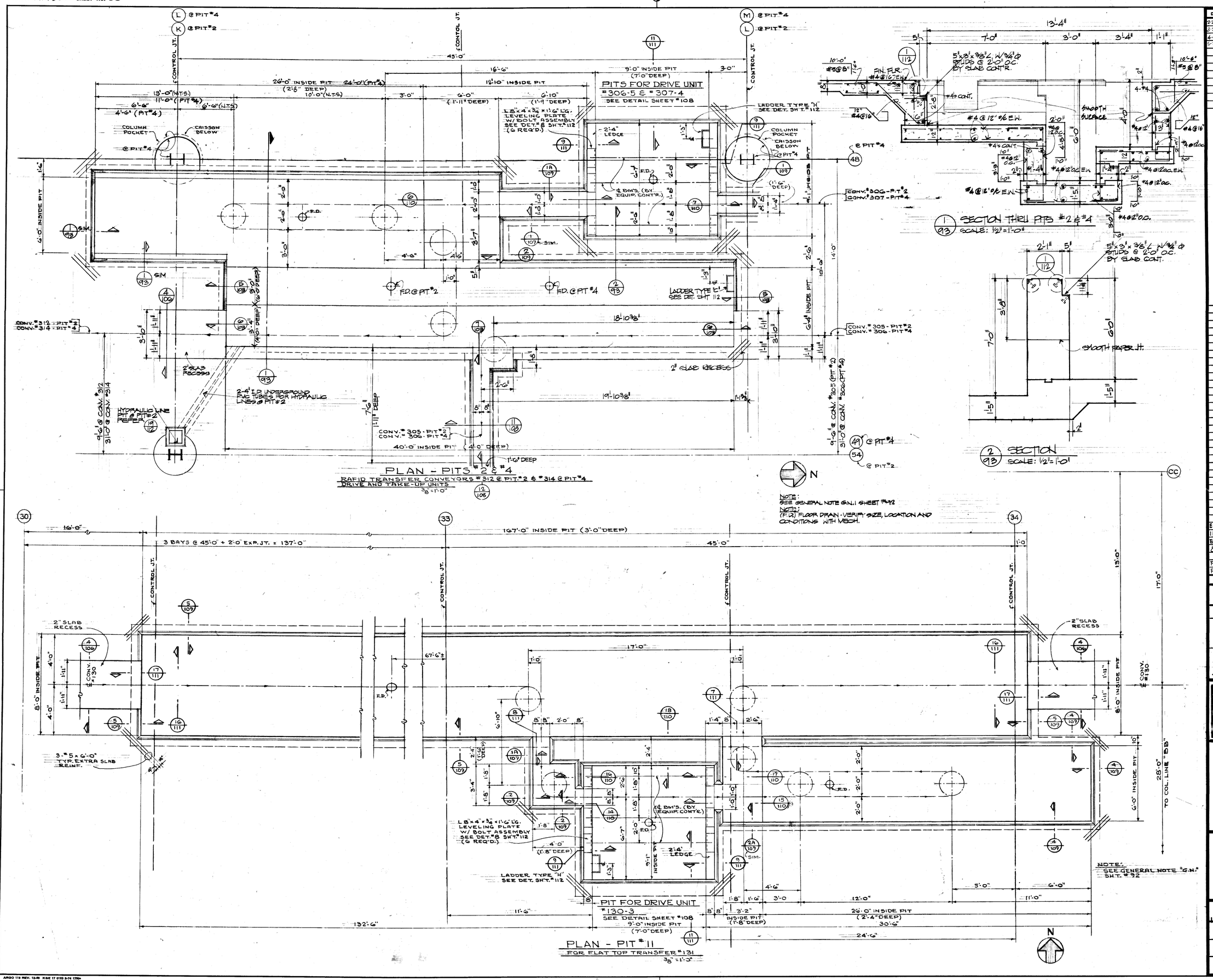

DATE	ISSUED FOR	APPROVAL	APPROVAL
2-28-77	MECH U.G. REF.		
3-23-77	PRIMS MECH & ELECT.	R.S.P.	
4-28-77	1st. FL. CONC. BID		
5-27-77	PRIMS MECH & ELECT.		

NO.	DATE	BY	APPROVAL	APPROVAL
EFO-156	11-2-77	G.N.		
119-C	11-7-77	G.N.		
EFO-89	9-16-77	E.M.		
61	8-17-77	R.B.		
61	7-7-77	V.E.		
PC23	5-16-77	V.E.		
PC18	5-11-77	V.E.		

REVISIONS

CONTRACT SIGNATURES

FOR THE OWNER

FOR THE CONTRACTOR

DRAWING CERTIFIED BY

REGISTERED

STATE

NUMBER

DATE

PLANT ENGINEERING AND CONSTRUCTION
MANUFACTURING STAFF
ARGONAUT
GENERAL MOTORS CORPORATION
DIVISION OF GENERAL MOTORS & 485 WEST MILWAUKEE AVENUE & DETROIT, MICHIGAN
ARCHITECTURE & ENGINEERING & MAIL DRIVE & CONSTRUCTION MANAGEMENT

NEW MANUFACTURING PLANT
FOR
OKLAHOMA INDUSTRIES AUTHORITY
TENANCY BY
GM ASSEMBLY DIVISION
GENERAL MOTORS CORPORATION
OKLAHOMA CITY OKLAHOMA

PROJECT TITLE

PLAN OF PITS
#2, 4, & 11

SHEET TITLE

OWNER'S IDENTIFICATION

DATE

DRAWN BY V. ERWIN R.L.C.

JOB CAPT.

4500
P. E. & C. PROJECT NUMBER

93
SHEET NUMBER

PROJECT NO. 4500 SHEET NO. 94

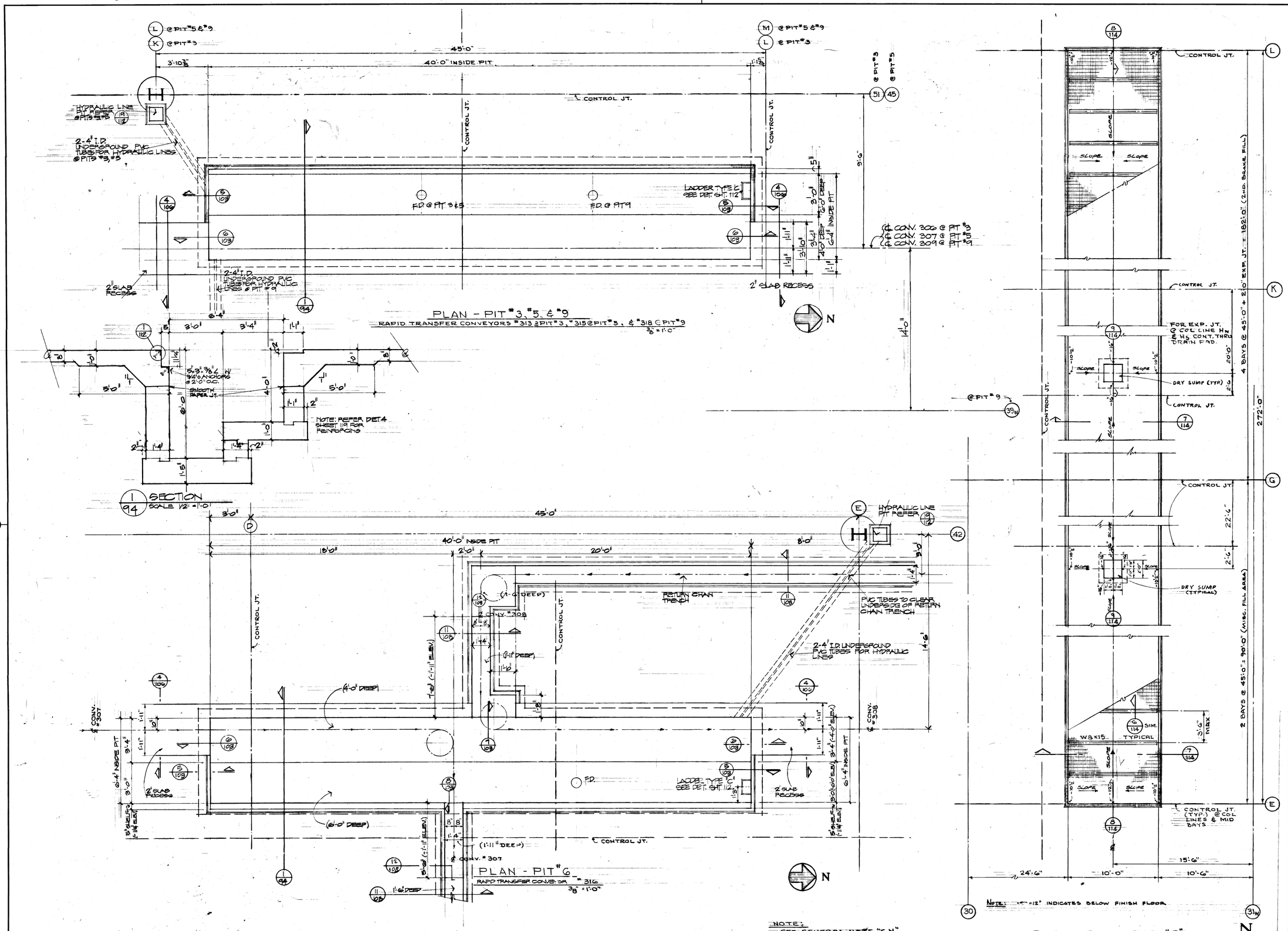

NOTE:
SEE GENERAL NOTE "G.N." SHT. # 92

NOTE:
(F.D.) FLOOR DRAIN - VERIFY SIZE, LOCATION AND CONDITIONS WITH MECH.

NOTE:
SEE GENERAL NOTES "G.N.1" SHT. # 92

DATE	ISSUED FOR	APPROVAL	APPROVAL
2-28-77	MECH. U.G. REF.		
3-23-77	PRIME MECH & ELECT. REF.		
6-28-77	1ST FL. CONC. BID		
8-27-77	PATCHING & PAINTING & RUN		

NO.	DATE	BY	APPROVAL	APPROVAL
119-C	11-7-77	GN		
E-B083	9-16-77	MK		
B1	8-19-77	PD		
G1	7-7-77	MK		
3d	6-13-77	R		
PC23	5-16-77	V.E.		
PC18	5-11-77	V.E.		

REVISIONS

CONTRACT SIGNATURES

FOR THE OWNER

FOR THE CONTRACTOR

DRAWING CERTIFIED BY

REGISTERED

STATE

NUMBER

DATE

ARGONAUT
DIVISION OF GENERAL MOTORS & 485 WEST MILWAUKEE AVENUE & DETROIT, MICHIGAN
ARCHITECTURE & ENGINEERING & REAL ESTATE & CONSTRUCTION MANAGEMENT

PLANT ENGINEERING AND CONSTRUCTION
MANUFACTURING STAFF
GENERAL MOTORS CORPORATION

NEW MANUFACTURING PLANT
FOR
OKLAHOMA INDUSTRIES AUTHORITY
TENANCY BY
GM ASSEMBLY DIVISION
GENERAL MOTORS CORPORATION
OKLAHOMA CITY OKLAHOMA

PROJECT TITLE

PLAN OF PITS
#3, 5, 6, & 9

SHEET TITLE

OWNER'S IDENTIFICATION

DATE

DRAWN BY V. ERWIN

JOB CAPT.

4500
P.E. & C. PROJECT NUMBER

94
SHEET NUMBER

ARGO 118 REV. 12-69 KSE 17 0183 2-74 1790

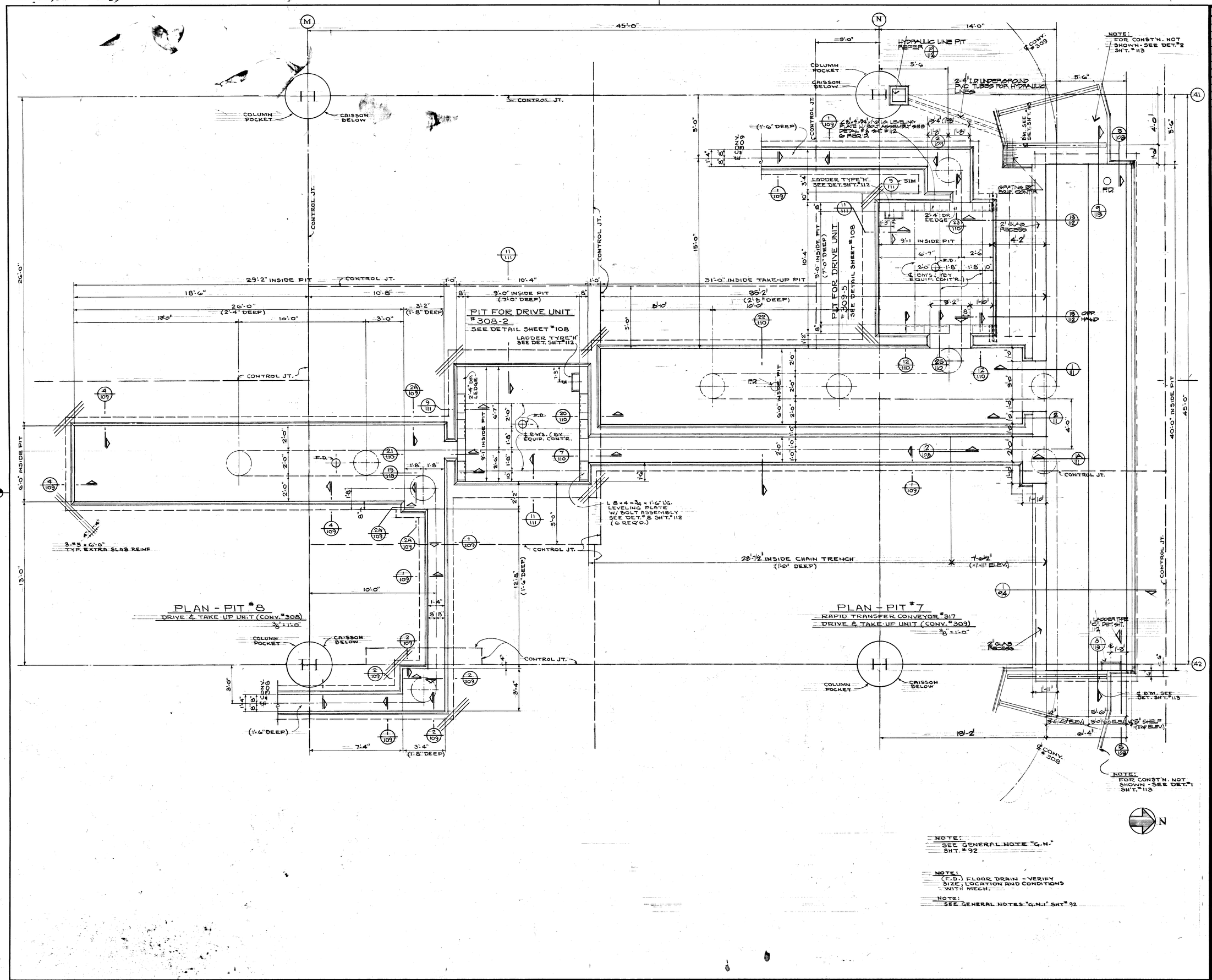

DATE	ISSUED FOR	APPROVAL	APPROVAL
6-28-77	1ST FL. CONC. BID		
5-27-77	PAINTING & FINISHING BID		

NO.	DATE	BY	APPROVAL	APPROVAL
119-C	11-7-77	GN		
EC 23	11-6-77	PB		
61	8-19-77	PB		
61	7-7-77	MK.		
FC 23	5-16-77	V.E.		
FC 18	5-11-77	V.E.		

REVISIONS

CONTRACT SIGNATURES

FOR THE OWNER

FOR THE CONTRACTOR

DRAWING CERTIFIED BY

REGISTERED

STATE

NUMBER

DATE

ARGONAUT — DIVISION OF GENERAL MOTORS — ARCHITECTURE & ENGINEERING

PLANT ENGINEERING AND CONSTRUCTION
MANUFACTURING STAFF
GENERAL MOTORS CORPORATION
409 WEST MILWAUKEE AVENUE & DETROIT, MICHIGAN

NEW MANUFACTURING PLANT
FOR
OKLAHOMA INDUSTRIES AUTHORITY
TENANCY BY
G M ASSEMBLY DIVISION
GENERAL MOTORS CORPORATION
OKLAHOMA CITY OKLAHOMA

PROJECT TITLE

PLAN OF PITS
7, & 8

SHEET TITLE

OWNER'S IDENTIFICATION

4500
P. E. & C. PROJECT NUMBER

DATE

DRAWN BY V. ERWIN

JOB CAPT.

95
SHEET NUMBER

PROJECT NO. 4500 SHEET NO. 96

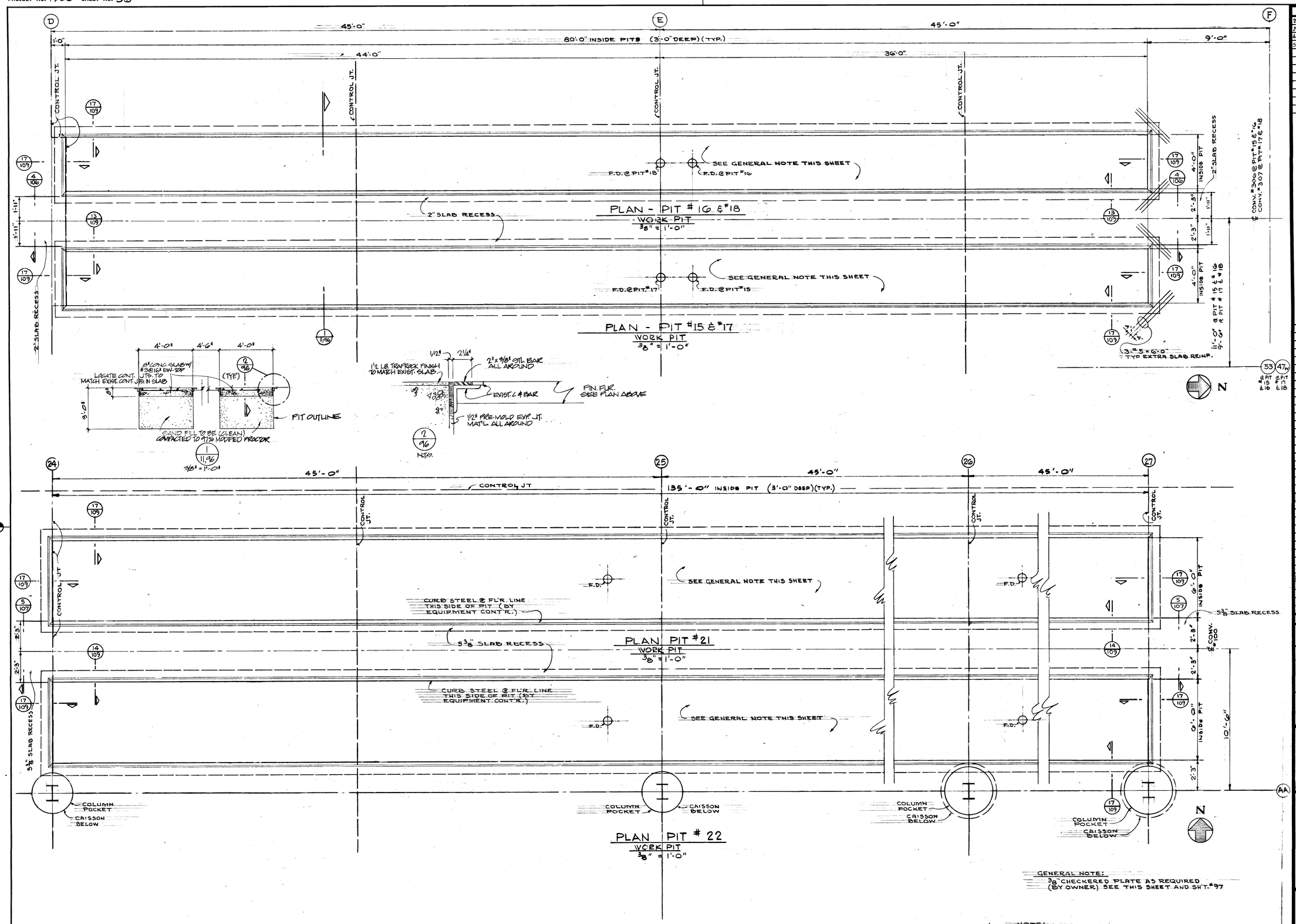

GENERAL NOTE:
3/8" CHECKERED PLATE AS REQUIRED (BY OWNER) SEE THIS SHEET AND SH'T. #97

NOTE:
SEE GENERAL NOTE "G.N." SHT. #92

NOTE:
(F.D.) FLOOR DRAIN - VERIFY SIZE, LOCATION AND CONDITIONS WITH MECH.

NOTE:
SEE GENERAL NOTES "G.N.-1" SHT. #92

DATE	ISSUED FOR	APPROVAL	APPROVAL
2-28-77	MECH U.G. REF.		
3-25-77	PRIME MECH. & ELECT. REF.		
4-28-77	1ST FL. CONC. BID		
5-27-77	PRINTING & FINISHING BID		

NO.	DATE	BY	APPROVAL	APPROVAL
EF0364	7-21-78	WO		
119-C	11-7-77	GN		
61	7-7-77	VK		
PC23	5-16-77	V.E		
PC18	5-11-77	V.E.		

REVISIONS

CONTRACT SIGNATURES
FOR THE OWNER
FOR THE CONTRACTOR

DRAWING CERTIFIED BY
REGISTERED
STATE
NUMBER
DATE

ARGONAUT
PLANT ENGINEERING AND CONSTRUCTION
MANUFACTURING STAFF
GENERAL MOTORS CORPORATION
DIVISION OF GENERAL MOTORS & 485 WEST MILWAUKEE AVENUE & DETROIT, MICHIGAN
ARCHITECTURE & ENGINEERING & REAL ESTATE & CONSTRUCTION MANAGEMENT

NEW MANUFACTURING PLANT
FOR
OKLAHOMA INDUSTRIES AUTHORITY
TENANCY BY
GM ASSEMBLY DIVISION
GENERAL MOTORS CORPORATION
OKLAHOMA CITY OKLAHOMA

PROJECT TITLE

PLAN OF PITS
#15, 16, 17, 18, 21, & 22

SHEET TITLE

OWNER'S IDENTIFICATION

4500
P. E. & C. PROJECT NUMBER

DATE

DRAWN BY V. ERWIN G. BAIN

JOB CAPT.

96
SHEET NUMBER

ARGO 118 REV. 12-69 KME 17 0193 5-74 1790



NOTE:
(F.D.) FLOOR DRAIN - VERIFY SIZE, LOCATION AND CONDITIONS WITH MECH.

NOTE:
SEE GENERAL NOTES "G.N.1" SH'T. # 92

NOTE:
SEE GENERAL NOTE "G.N." SH'T. # 92

DATE	ISSUED FOR	APPROVAL	APPROVAL
3-23-77	PRIME MECH & ELECT. REF.		
4-28-77	1st FL. CONC. & DIST.		
5-27-77	BRIDGING & DIMENSIONS		

NO.	DATE	BY	APPROVAL	APPROVAL
119-C	11-7-77	GN		
81	8-19-77	P.B.		
61	7-7-77	MK		
PC 23	5-16-77	V.E.		
PC 18	5-11-77	V.E.		

REVISIONS

CONTRACT SIGNATURES

FOR THE OWNER

FOR THE CONTRACTOR

DRAWING CERTIFIED BY

REGISTERED

STATE

NUMBER

DATE

ARGONAUT

PLANT ENGINEERING AND CONSTRUCTION

MANUFACTURING STAFF

GENERAL MOTORS CORPORATION

DIVISION OF GENERAL MOTORS ▲ 485 WEST MILWAUKEE AVENUE ▲ DETROIT, MICHIGAN

ARCHITECTURE ▲ ENGINEERING ▲ REAL ESTATE ▲ CONSTRUCTION MANAGEMENT

NEW MANUFACTURING PLANT
FOR
OKLAHOMA INDUSTRIES AUTHORITY
TENANCY BY

G M ASSEMBLY DIVISION

GENERAL MOTORS CORPORATION

OKLAHOMA CITY OKLAHOMA

PROJECT TITLE

PLAN OF PITS
#23, 24, 25, & 26

SHEET TITLE

OWNER'S IDENTIFICATION

4500
P. E. & C. PROJECT NUMBER

DATE

DRAWN BY V. ERWIN G. BAIN

JOB CAPT.

97
SHEET NUMBER

PROJECT NO. 4500 SHEET NO. 98

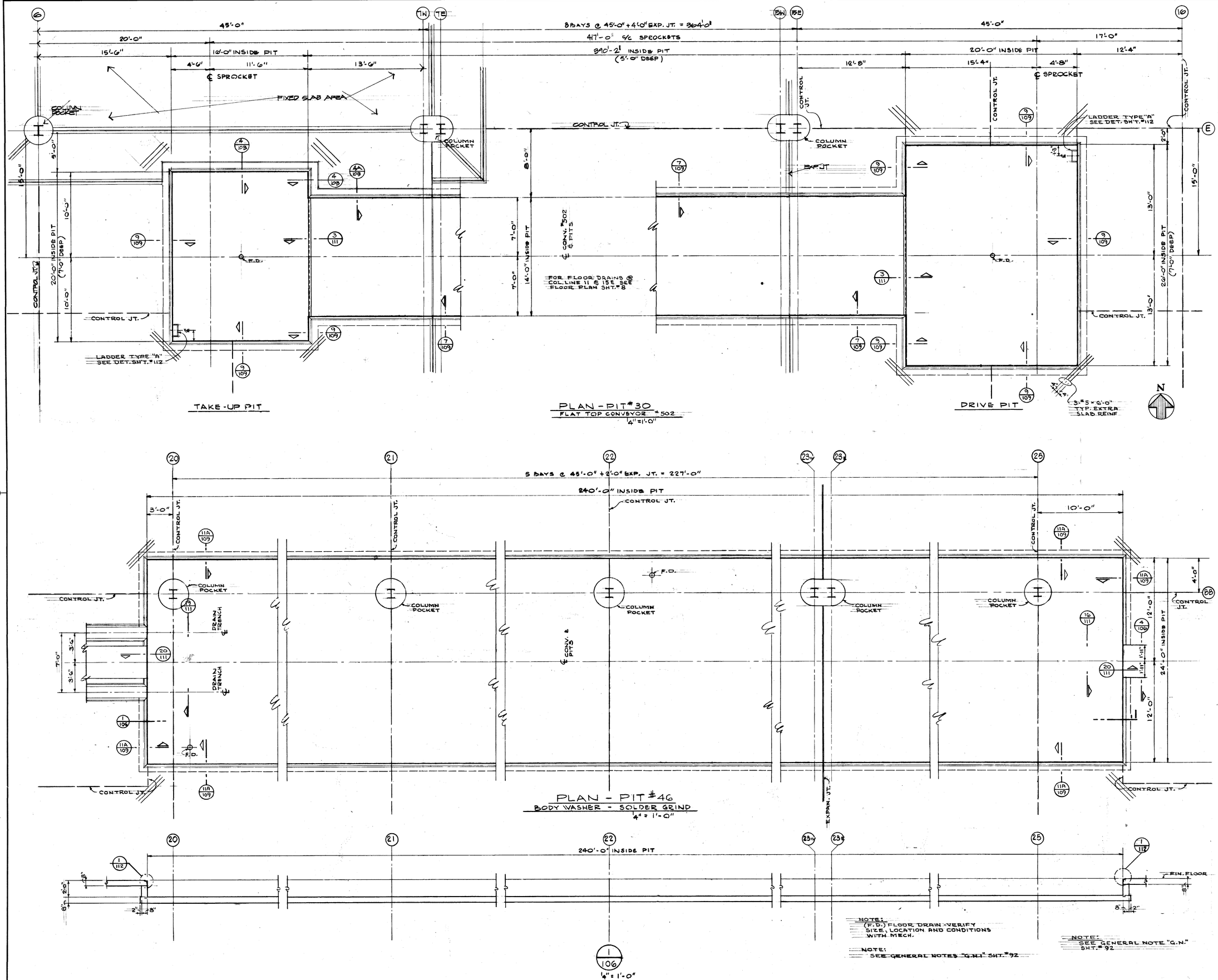

DATE	ISSUED FOR	APPROVAL	APPROVAL
3-23-77	PRIME MECH & ELECT REF.		
4-28-77	1st. FL. CONC. BID		
5-27-77	PAINTING & FINISHING BID		

NO.	DATE	BY	APPROVAL	APPROVAL
119-C	11-7-77	G.N.		
81	8-19-77	P.B.		
61	7-7-77	M.L.		
34	6-13-77	V.E.		
PC 23	5-16-77	V.E.		
PC 18	5-11-77	V.E.		

REVISIONS

CONTRACT SIGNATURES

FOR THE OWNER

FOR THE CONTRACTOR

DRAWING CERTIFIED BY

REGISTERED

STATE

NUMBER

DATE

ARGONAUT — PLANT ENGINEERING AND CONSTRUCTION — MANUFACTURING STAFF — GENERAL MOTORS CORPORATION — DIVISION OF GENERAL MOTORS — 485 WEST MILWAUKEE AVENUE — DETROIT, MICHIGAN — ARCHITECTURE · ENGINEERING · REAL ESTATE · CONSTRUCTION MANAGEMENT

NEW MANUFACTURING PLANT FOR OKLAHOMA INDUSTRIES AUTHORITY TENANCY BY

GM ASSEMBLY DIVISION

GENERAL MOTORS CORPORATION

OKLAHOMA CITY OKLAHOMA

PROJECT TITLE

PLAN OF PITS #30 & 46

SHEET TITLE

OWNER'S IDENTIFICATION

DATE

DRAWN BY V. ERWIN G. BAIN

JOB CAPT.

4500

P. E. & C. PROJECT NUMBER

98

SHEET NUMBER

ARGO 118 REV. 12-69 KOHE 17 0193 2-74 1750+

PROJECT NO. 4500 SHEET NO. 99

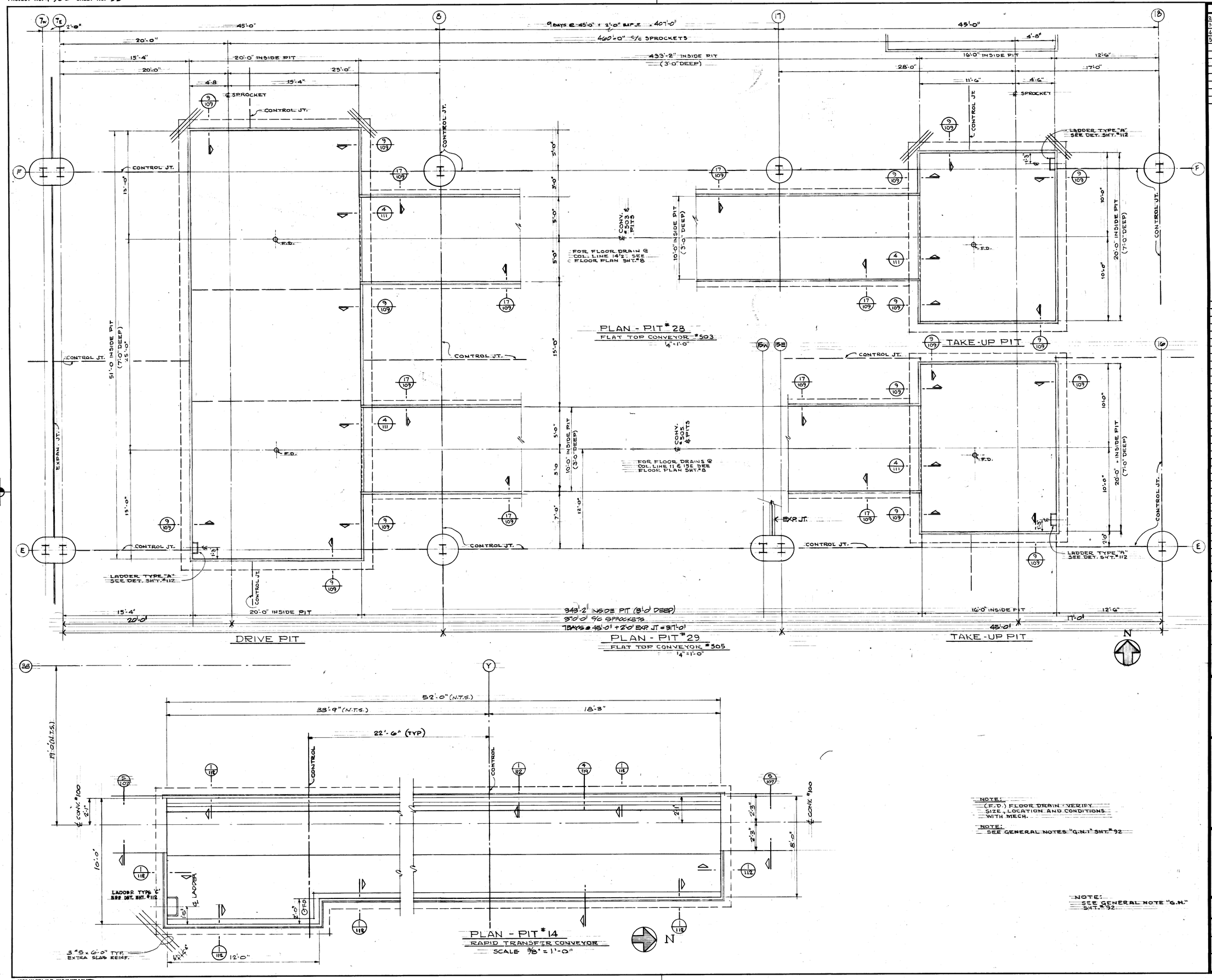

NOTE:
(F.D.) FLOOR DRAIN - VERIFY SIZE, LOCATION AND CONDITIONS WITH MECH.

NOTE:
SEE GENERAL NOTES "G.N." SHT. #92

NOTE:
SEE GENERAL NOTE "G.N." SHT. #92

DATE	ISSUED FOR	APPROVAL	APPROVAL
2-28-77	MECH U.G. REF.		
3-23-77	PE/MS MECH ELEVCT REF.		
4-23-77	1ST. FL. CONS. BID		
5-27-77	PAINTING & FINISHING BID		

NO.	DATE	BY	APPROVAL	APPROVAL
119-C	11-7-77	GN		
B1	8-19-77			
50	7-21-77	VK		
61	7-7-77	VK		
52	6-21-77	G.B.		
34	6-13-77	V.E.		
PC18	5-11-77	V.E.		

REVISIONS

CONTRACT SIGNATURES

FOR THE OWNER

FOR THE CONTRACTOR

DRAWING CERTIFIED BY

REGISTERED

STATE

NUMBER

DATE

ARGONAUT
GENERAL MOTORS CORPORATION
DIVISION OF GENERAL MOTORS & 485 WEST MILWAUKIE AVENUE & DETROIT, MICHIGAN
ARCHITECTURE & ENGINEERING & REAL ESTATE & CONSTRUCTION MANAGEMENT

PLANT ENGINEERING AND CONSTRUCTION
MANUFACTURING STAFF

NEW MANUFACTURING PLANT
FOR
OKLAHOMA INDUSTRIES AUTHORITY
TENANCY BY
G M ASSEMBLY DIVISION
GENERAL MOTORS CORPORATION
OKLAHOMA CITY OKLAHOMA

PROJECT TITLE

PLAN OF PITS
#14, 28, & 29

SHEET TITLE

OWNER'S IDENTIFICATION

4500
P. E. & C. PROJECT NUMBER

DATE

DRAWN BY V. ERWIN

JOB CAPT.

99
SHEET NUMBER

ARGO 118 REV. 12-69 K&E 17 0193 5-74 1750

PROJECT NO. 4500 SHEET NO. 100

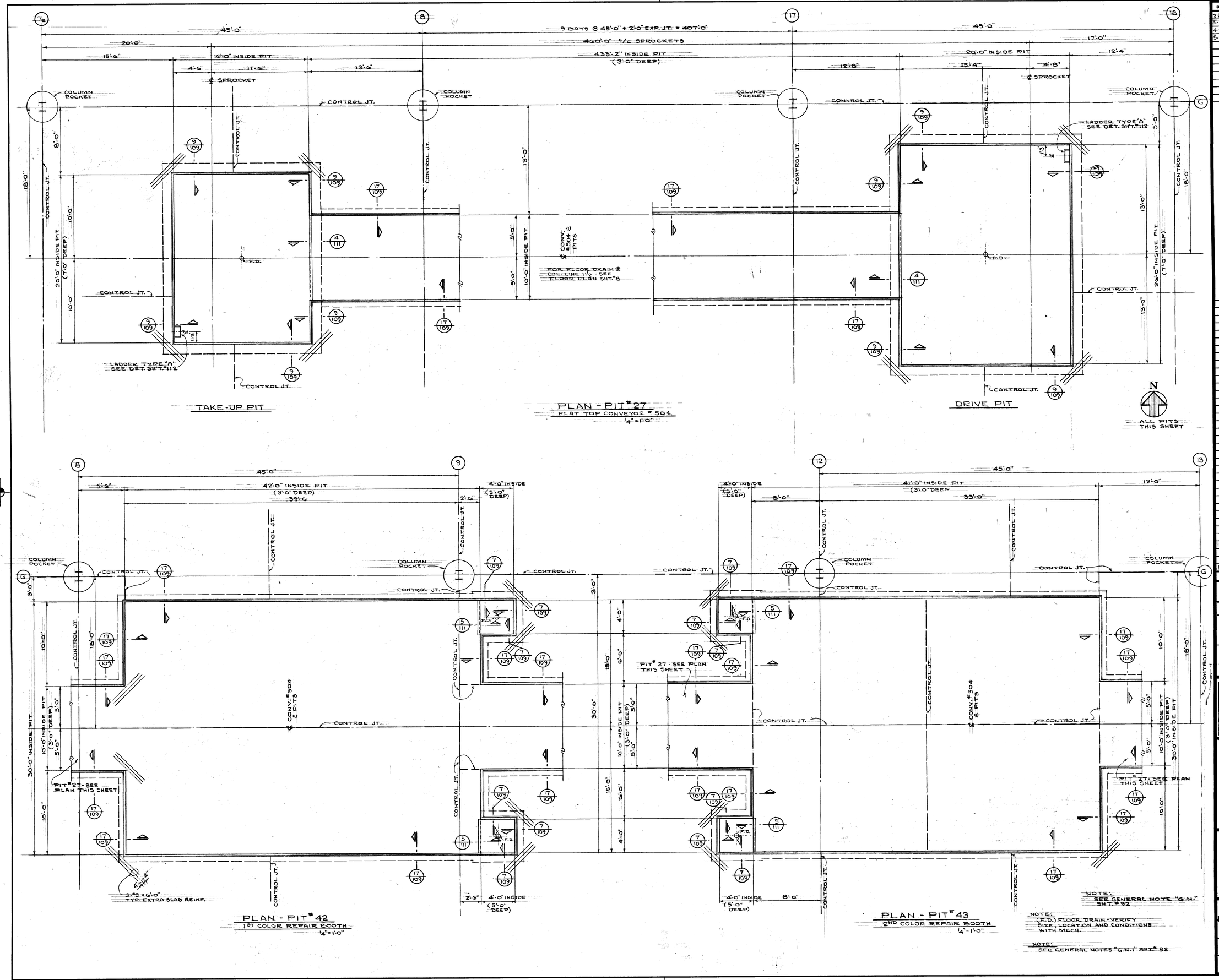

DATE	ISSUED FOR	APPROVAL	APPROVAL
2-28-77	MECH U.G. REF.		
3-23-77	PRIME MECH & ELECT REF.		
4-28-77	1st FL. CONC. BID		
5-27-77	PAINTING & FINISHING BID		

NO.	DATE	BY	APPROVAL	APPROVAL
119-C	11-7-77	GN		
61	7-7-77	V.K.		
34	6-13-77	V.E.		
PC 18	5-11-77	V.E.		

REVISIONS

CONTRACT SIGNATURES

FOR THE OWNER

FOR THE CONTRACTOR

DRAWING CERTIFIED BY

REGISTERED

STATE

NUMBER

DATE

ARGONAUT DIVISION OF GENERAL MOTORS CORPORATION 456 WEST MILWAUKEE AVENUE • DETROIT, MICHIGAN
ARCHITECTURE • ENGINEERING • REAL ESTATE • CONSTRUCTION MANAGEMENT

PLANT ENGINEERING AND CONSTRUCTION
MANUFACTURING STAFF

NEW MANUFACTURING PLANT
FOR
OKLAHOMA INDUSTRIES AUTHORITY
TENANCY BY
GM ASSEMBLY DIVISION
GENERAL MOTORS CORPORATION
OKLAHOMA CITY OKLAHOMA

PROJECT TITLE

PLAN OF PITS
27, 42, & 43

SHEET TITLE

OWNER'S IDENTIFICATION

4500
P. E. & C. PROJECT NUMBER

DATE

DRAWN BY V. ERWIN

JOB CAPT.

100
SHEET NUMBER

ARGO 118 REV. 12-69 K&E 17 0133 5-74 1750+

PROJECT NO. 4500 SHEET NO. 101

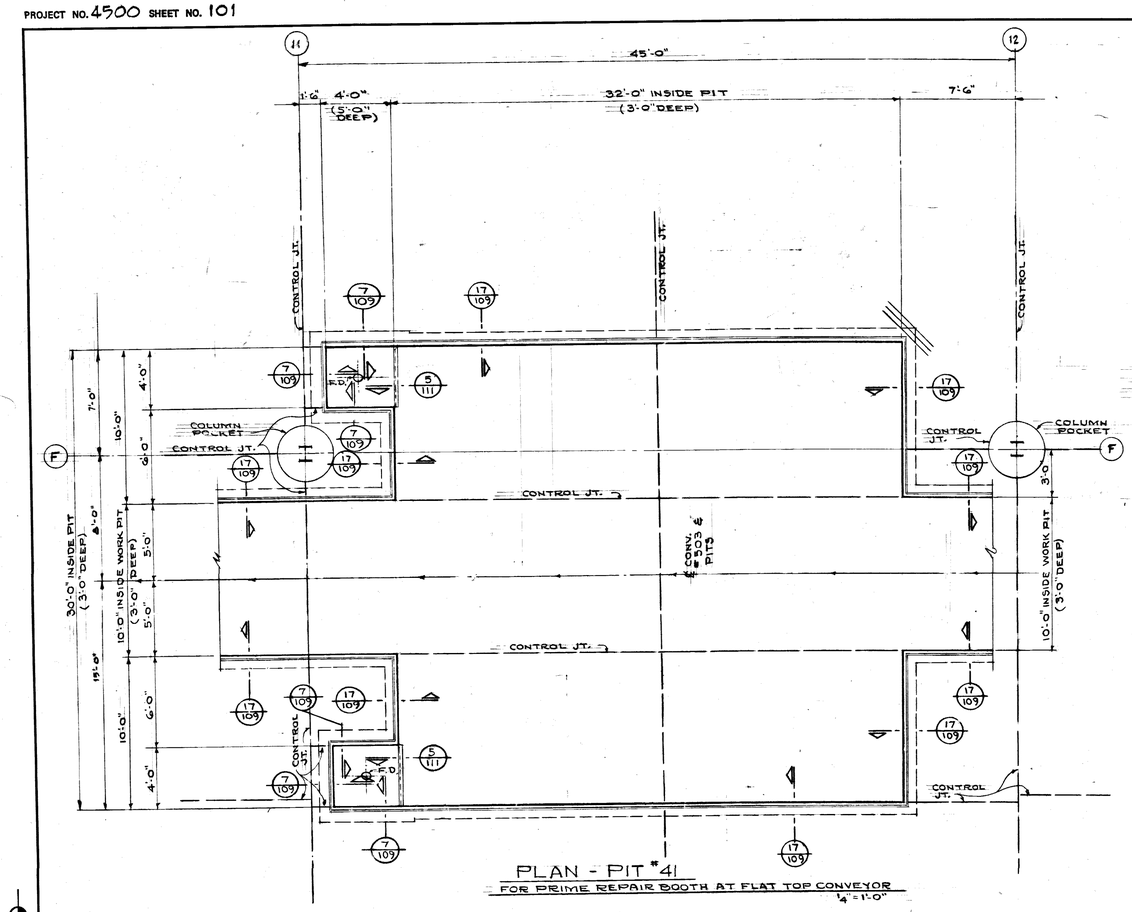

PLAN - PIT #41
FOR PRIME REPAIR BOOTH AT FLAT TOP CONVEYOR
1/4" = 1'-0"

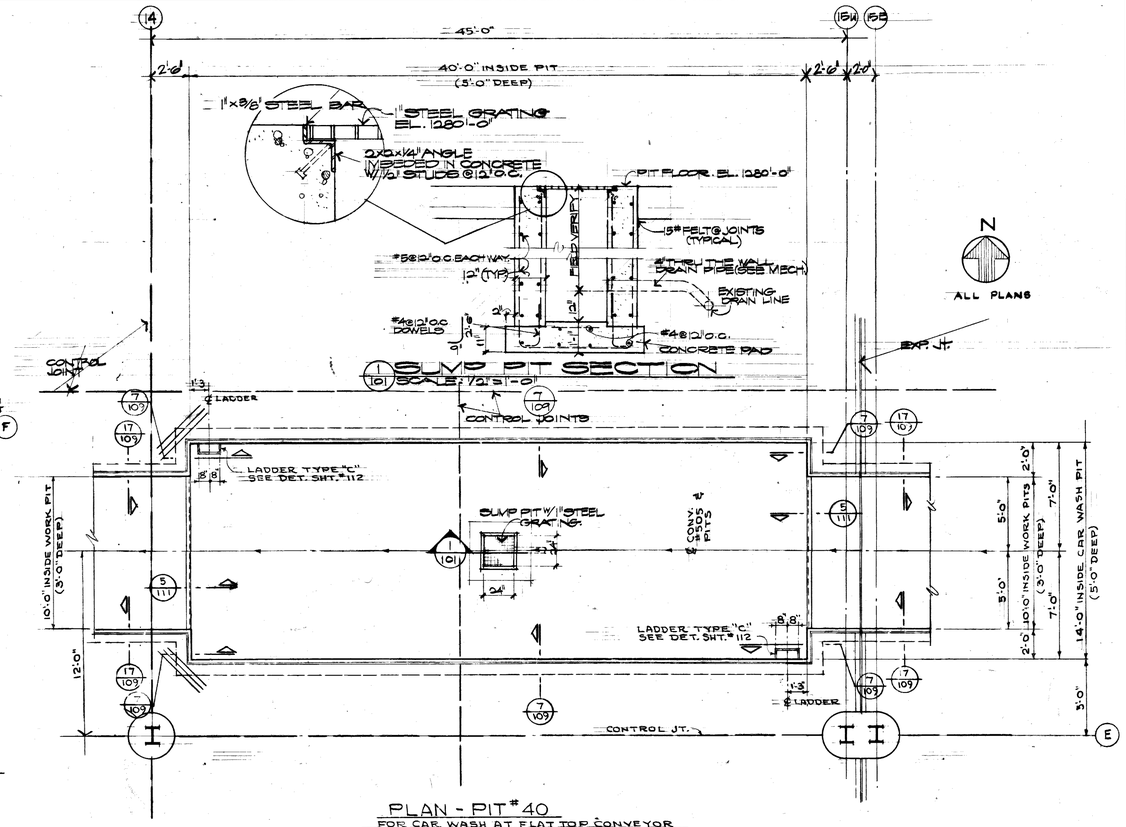

PLAN - PIT #40
FOR CAR WASH AT FLAT TOP CONVEYOR
1/4" = 1'-0"

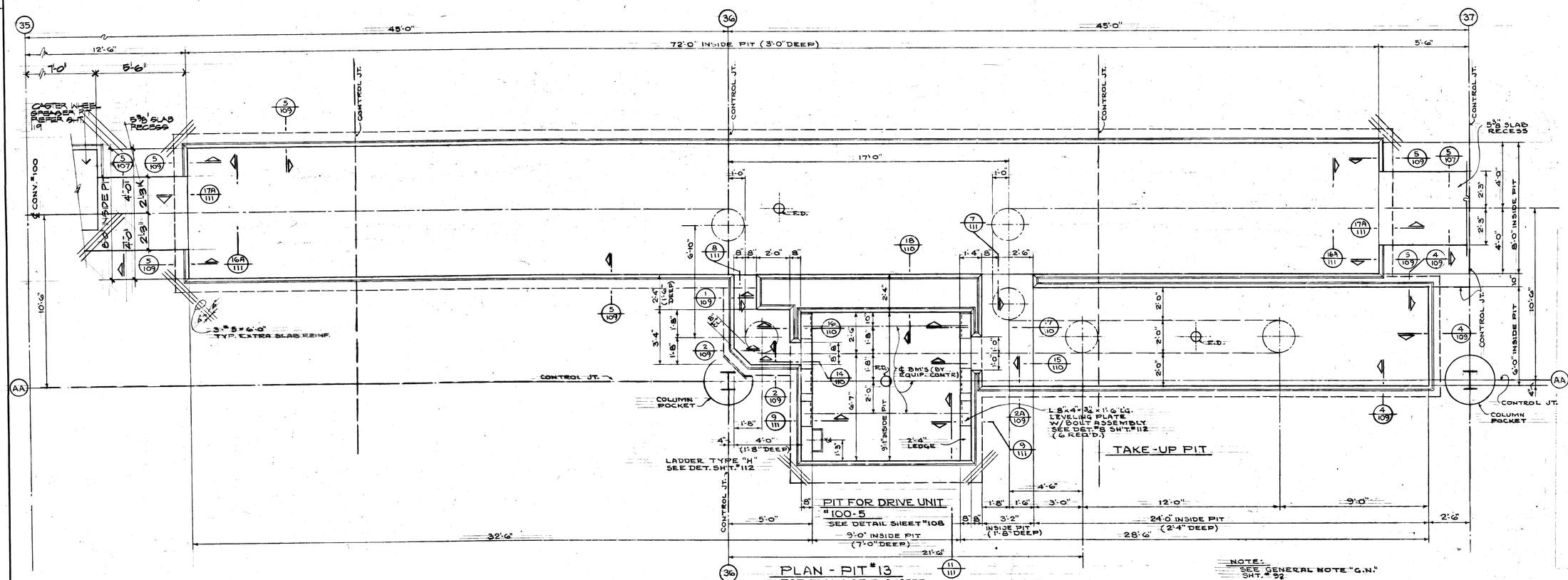

PLAN - PIT #13
FOR FLAT TOP TRANSFER
3/8" = 1'-0"

NOTE:
SEE GENERAL NOTE "G.N." SHT. # 92

NOTE:
(F.D.) FLOOR DRAIN - VERIFY SIZE, LOCATION AND CONDITIONS WITH MECH.

NOTE:
SEE GENERAL NOTES "G.N.1" SHT. # 92

DATE	ISSUED FOR	APPROVAL	APPROVAL
2-23-77	M&CH U.G. REF.		
3-29-77	PRIME M&CH & ELEC. REF.		
4-28-77	1st FL. CONC. BID SET		
5-27-77	PRINTING & BID		

NO.	DATE	BY	APPROVAL	APPROVAL
BPO 48	9-19-78	SB		
119-C	11-7-77	GN		
81	8-19-77	RB		
BPO 22	7-1-77	PB		
61	7-7-77	M.K.		
34	6-13-77	V.E.		
PC 18	5-11-77	V.E.		

REVISIONS

CONTRACT SIGNATURES
FOR THE OWNER
FOR THE CONTRACTOR

DRAWING CERTIFIED BY
REGISTERED
STATE
NUMBER
DATE

ARGONAUT
PLANT ENGINEERING AND CONSTRUCTION
MANUFACTURING STAFF
GENERAL MOTORS CORPORATION
DIVISION OF GENERAL MOTORS & 485 WEST MILWAUKEE AVENUE & DETROIT, MICHIGAN
ARCHITECTURE & ENGINEERING & REAL ESTATE & CONSTRUCTION MANAGEMENT

NEW MANUFACTURING PLANT
FOR
OKLAHOMA INDUSTRIES AUTHORITY
TENANCY BY
GM ASSEMBLY DIVISION
GENERAL MOTORS CORPORATION
OKLAHOMA CITY / OKLAHOMA

PROJECT TITLE

PLAN OF PITS
#13, 40, & 41

SHEET TITLE

OWNER'S IDENTIFICATION

4500
P. E. & C. PROJECT NUMBER

DATE

DRAWN BY V. ERWIN

JOB CAPT.

101
SHEET NUMBER

ARGO 118 REV. 12-69 KAE 17 6183 8-74 1790-

PROJECT NO. 4500 SHEET NO. 102

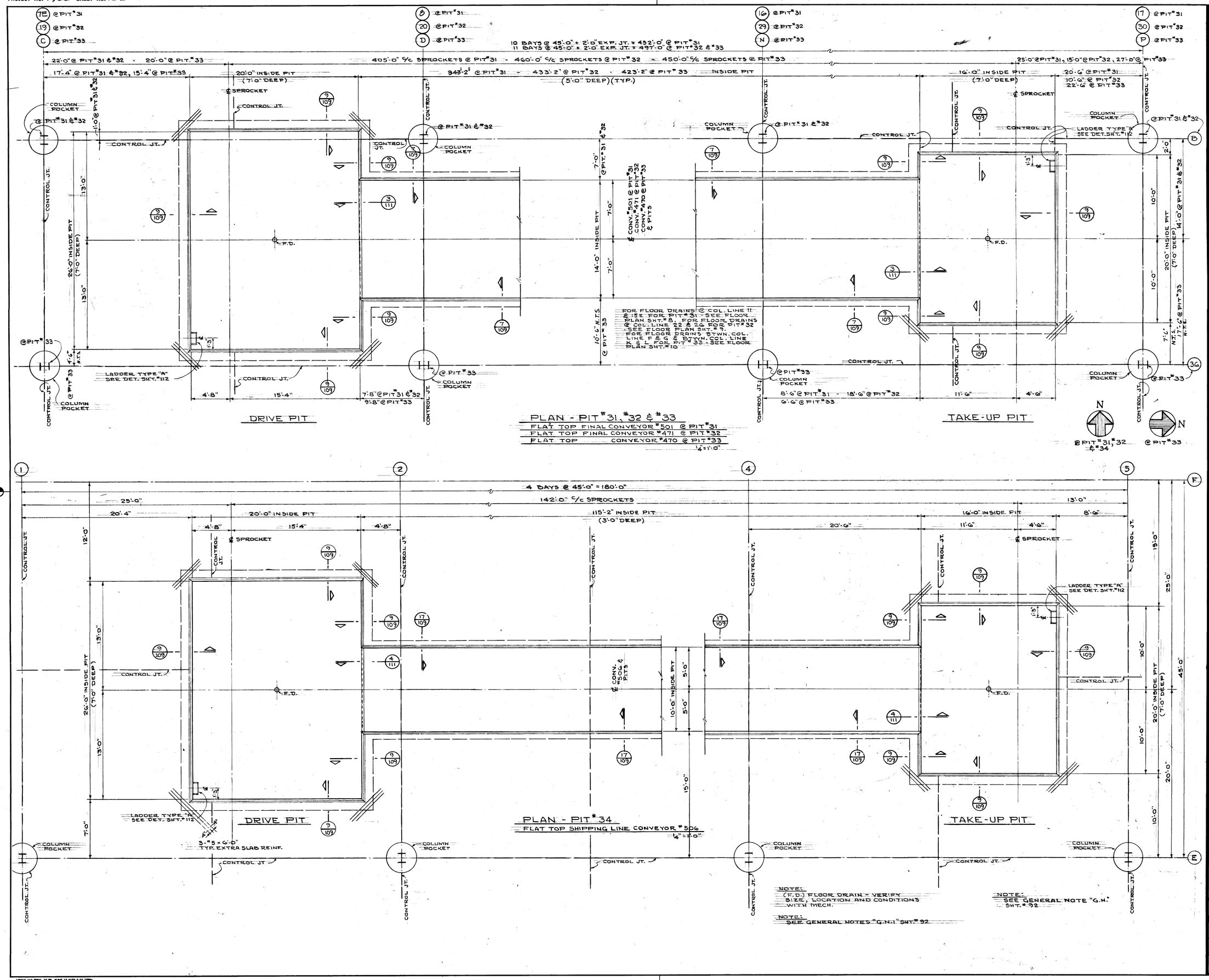

DATE	ISSUED FOR	APPROVAL	APPROVAL
2-28-77	MECH. U.G. REF.		
3-29-77	PLUMB MECH & ELEC. REF.		
4-28-77	1ST. FL. CONC. BID		
5-27-77	PAINTING & FINISHING BID		

NO.	DATE	BY	APPROVAL	APPROVAL
119-C	11-7-77	GN		
81	8-19-77	P.B.		
61	7-7-77	M.K.		
34	6-13-77	V.E.		
PC18	5-11-77	V.E.		

REVISIONS

CONTRACT SIGNATURES

FOR THE OWNER

FOR THE CONTRACTOR

DRAWING CERTIFIED BY

REGISTERED

STATE

NUMBER

DATE

ARGONAUT — PLANT ENGINEERING AND CONSTRUCTION MANUFACTURING STAFF — GENERAL MOTORS CORPORATION — DIVISION OF GENERAL MOTORS & 485 WEST MILWAUKEE AVENUE & DETROIT, MICHIGAN — ARCHITECTURE & ENGINEERING & REAL ESTATE & CONSTRUCTION SERVICES

NEW MANUFACTURING PLANT FOR OKLAHOMA INDUSTRIES AUTHORITY TENANCY BY

GM ASSEMBLY DIVISION

GENERAL MOTORS CORPORATION

OKLAHOMA CITY OKLAHOMA

PROJECT TITLE

PLAN OF PITS #31, 32, 33, & 34

SHEET TITLE

OWNER'S IDENTIFICATION

4500

P. E. & C. PROJECT NUMBER

DATE

DRAWN BY V. ERWIN

JOB CAPT.

102

SHEET NUMBER

ARGO 118 REV. 12-69 K&E 17 0133 2-74 1790+

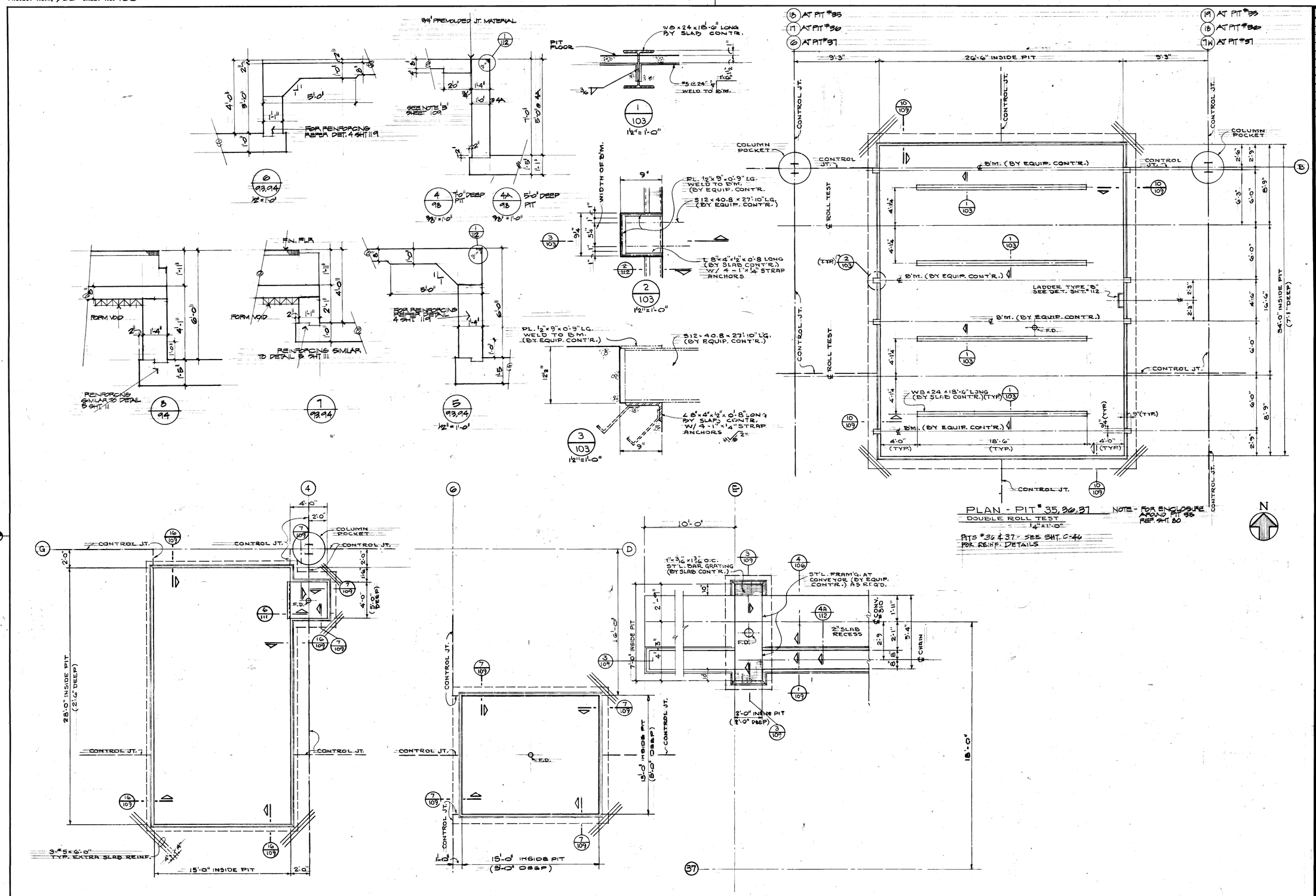

PLAN - PIT # 35, 36, 37
DOUBLE ROLL TEST
1/4" = 1'-0"

NOTE - FOR ENCLOSURE AROUND PIT 35 REF. SHT. 80

PITS #36 & 37 - SEE SHT. C-46 FOR REINF. DETAILS

PLAN - PIT # 39
AUDIT WATER TEST
1/4" = 1'-0"

@ PIT # 36, # 38 & # 39

PLAN - PIT # 38
VISUALINER PIT
1/4" = 1'-0"

PLAN - PIT # 45
DRAIN PIT
3/8" = 1'-0"

NOTE:
(F.D.) FLOOR DRAIN - VERIFY SIZE, LOCATION AND CONDITIONS WITH MECH.

NOTE:
SEE GENERAL NOTES "G.N.1" SHT. # 92

NOTE:
SEE GENERAL NOTE "G.N." SHT. # 92

DATE	ISSUED FOR	APPROVAL	APPROVAL
2-28-77	MECH. UG. & E.F.		
3-23-77	PRIMS MECH	& ELECT REP.	
4-28-77	1st FL. CONC. BID		
5-27-77	EXISTING & EXISTING BID		

NO.	DATE	BY	APPROVAL	APPROVAL
119-C	11-7-77	GN		
EF0133	10-21-77	VM		
EF083	9-12-77	RM		
81	6-19-77	PB		
61	7-7-77	MK		
34	6-13-77	V.E.		
PC18	5-11-77	V.E.		

REVISIONS

CONTRACT SIGNATURES
FOR THE OWNER
FOR THE CONTRACTOR

DRAWING CERTIFIED BY
REGISTERED
STATE
NUMBER
DATE

ARGONAUT
PLANT ENGINEERING AND CONSTRUCTION
MANUFACTURING STAFF
GENERAL MOTORS CORPORATION
DIVISION OF GENERAL MOTORS 8 450 WEST MILWAUKEE AVENUE 8 DETROIT, MICHIGAN
ARCHITECTURE & ENGINEERING & REAL ESTATE & CONSTRUCTION MANAGEMENT

NEW MANUFACTURING PLANT
FOR
OKLAHOMA INDUSTRIES AUTHORITY
TENANCY BY
GM ASSEMBLY DIVISION
GENERAL MOTORS CORPORATION
OKLAHOMA CITY OKLAHOMA

PROJECT TITLE

PLAN OF PITS
#35, 36, 37, 38, 39, & 45

SHEET TITLE

OWNER'S IDENTIFICATION
DATE
DRAWN BY V. ERWIN A. ARBO
JOB CAPT.

4500
P.E. & C. PROJECT NUMBER

103
SHEET NUMBER

PROJECT NO. 4500 SHEET NO. 104

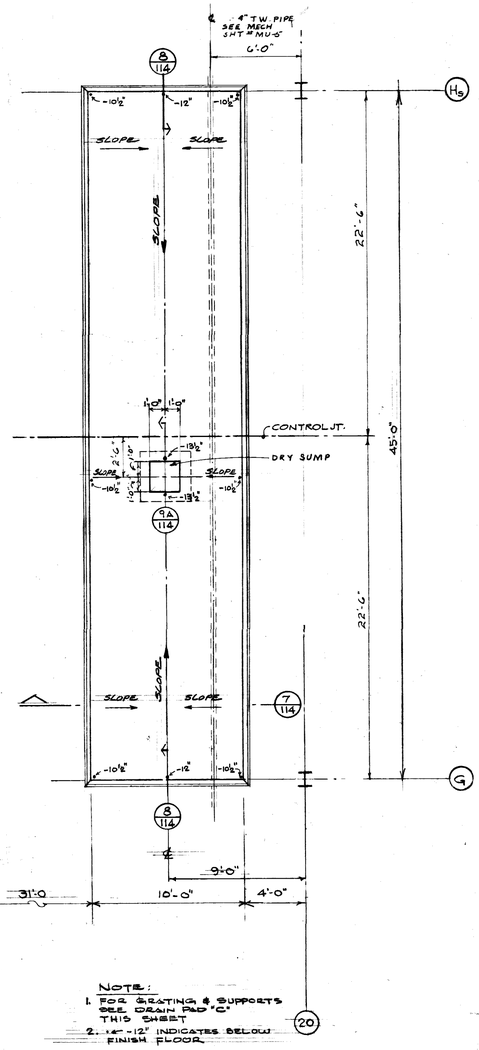

NOTE:
1. FOR GRATING & SUPPORTS SEE DRAIN PAD "C" THIS SHEET
2. 12" -12" INDICATES BELOW FINISH FLOOR

PLAN - DRAIN PAD "A"

REAR AXLE FILL

1/4" = 1'-0"

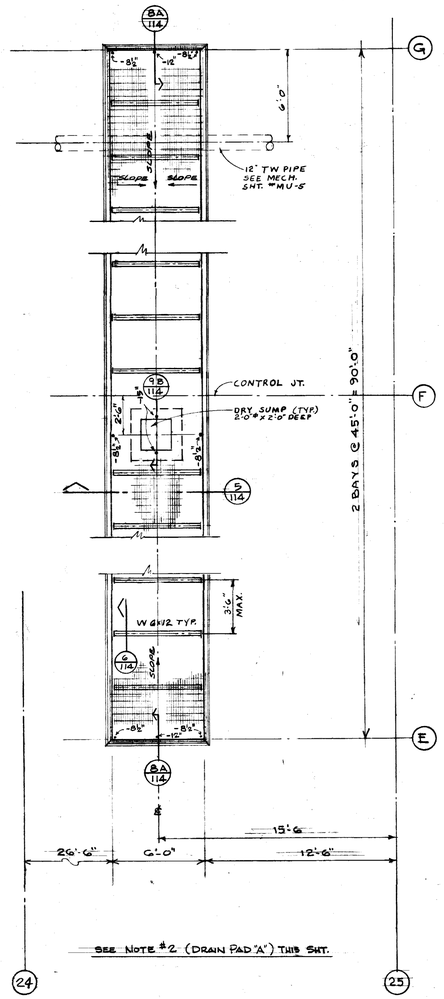

SEE NOTE #2 (DRAIN PAD "A") THIS SHT.

PLAN - DRAIN PAD "B"

FLUID FILL

1/4" = 1'-0"

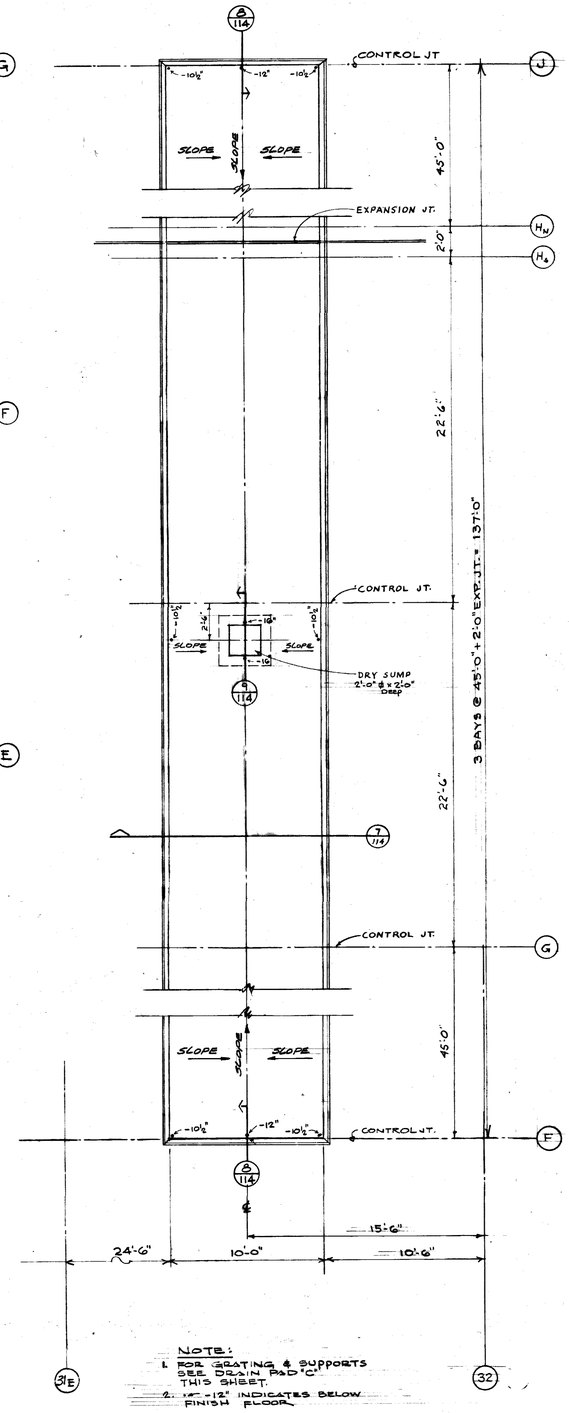

NOTE:
1. FOR GRATING & SUPPORTS SEE DRAIN PAD "C" THIS SHEET.
2. 12" -12" INDICATES BELOW FINISH FLOOR

PLAN - DRAIN PAD "E"

CAR START-UP

1/4" = 1'-0"

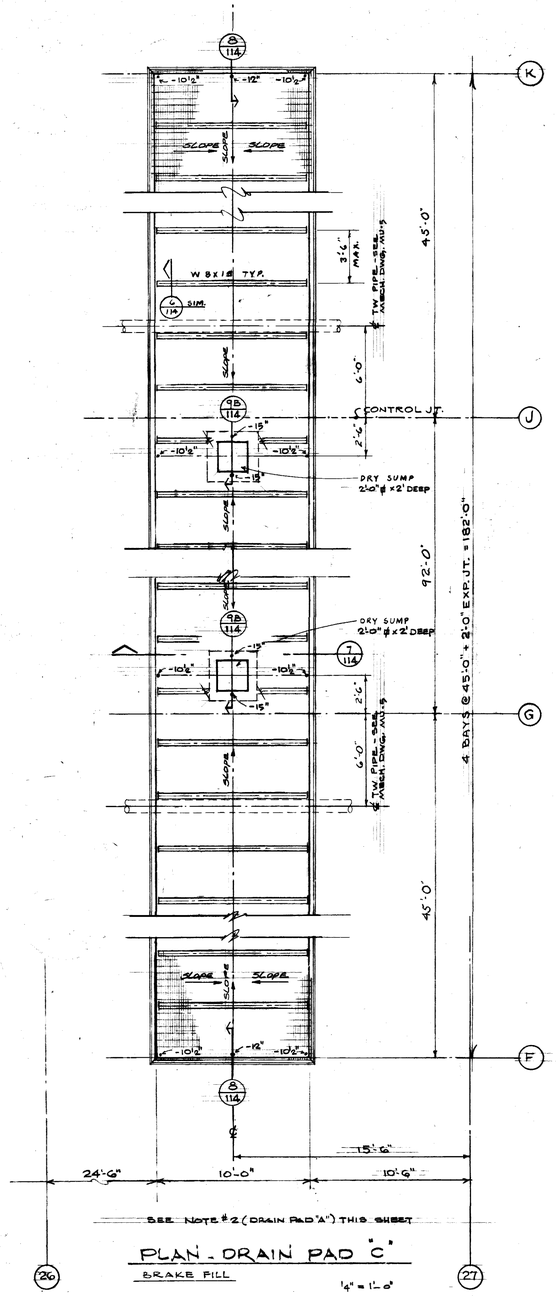

SEE NOTE #2 (DRAIN PAD "A") THIS SHEET

PLAN - DRAIN PAD "C"

BRAKE FILL

1/4" = 1'-0"

NOTE:
1. FOR PLAN - DRAIN PAD "D" SEE SHT #94

N

DATE	ISSUED FOR	APPROVAL	APPROVAL
2-28-77	MECH JG REF.		
3-23-77	PRIME MECH	S ELECT REF.	
6-28-77	1st FL CONC.	G HD	
5-27-77	PAINTING & FINISHING SID		

NO.	DATE	BY	APPROVAL	APPROVAL
119-C	11-7-77	GN		
61	7-7-77	MK		
34	6-13-77	RE		
PC18	5-11-77	V.E.		

REVISIONS

CONTRACT SIGNATURES

FOR THE OWNER

FOR THE CONTRACTOR

DRAWING CERTIFIED BY

REGISTERED

STATE

NUMBER

DATE

ARGONAUT

PLANT ENGINEERING AND CONSTRUCTION MANUFACTURING STAFF

GENERAL MOTORS CORPORATION

DIVISION OF GENERAL MOTORS & 485 WEST MILWAUKEE AVENUE & DETROIT, MICHIGAN

ARCHITECTURE & ENGINEERING & REAL ESTATE & CONSTRUCTION SERVICES

NEW MANUFACTURING PLANT FOR OKLAHOMA INDUSTRIES AUTHORITY TENANCY BY

GM ASSEMBLY DIVISION

GENERAL MOTORS CORPORATION

OKLAHOMA CITY OKLAHOMA

PROJECT TITLE

DRAIN PAD PLANS

SHEET TITLE

OWNER'S IDENTIFICATION

DATE

DRAWN BY RE V. ERWIN A 4550

JOB CAPT.

4500

P.E. & C. PROJECT NUMBER

104

SHEET NUMBER

ARGO 118 REV. 12-69 KAE 17 0193 2-74 1790-

PROJECT NO. 4500 SHEET NO. 105

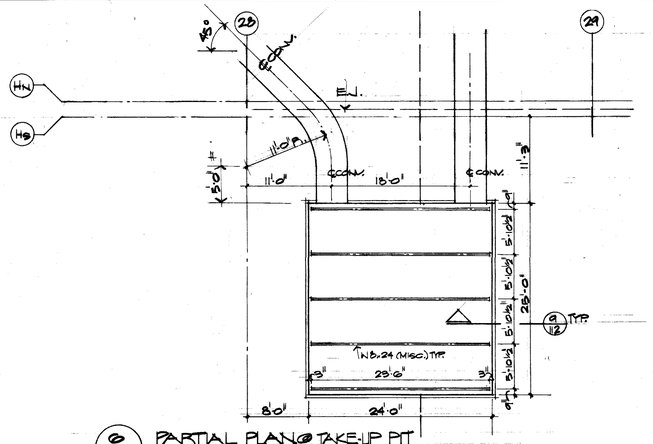

6/9 PARTIAL PLAN @ TAKE-UP PIT
1/8" = 1'-0"

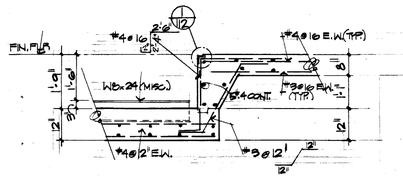

9/105 SECTION
SCALE 1/2" = 1'-0"

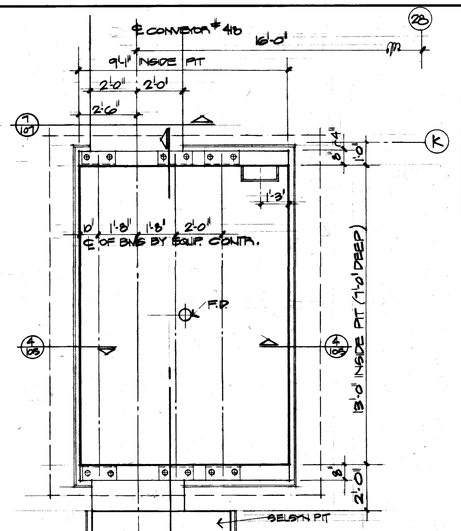

7/9 DRIVE UNIT PIT #418-1

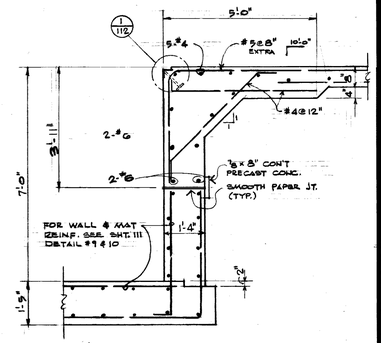

4/105
1/2" = 1'-0"

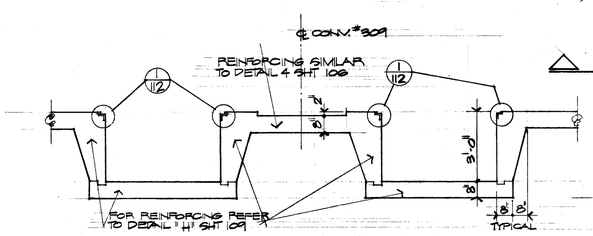

8/105 SECTION
3/8" = 1'-0"

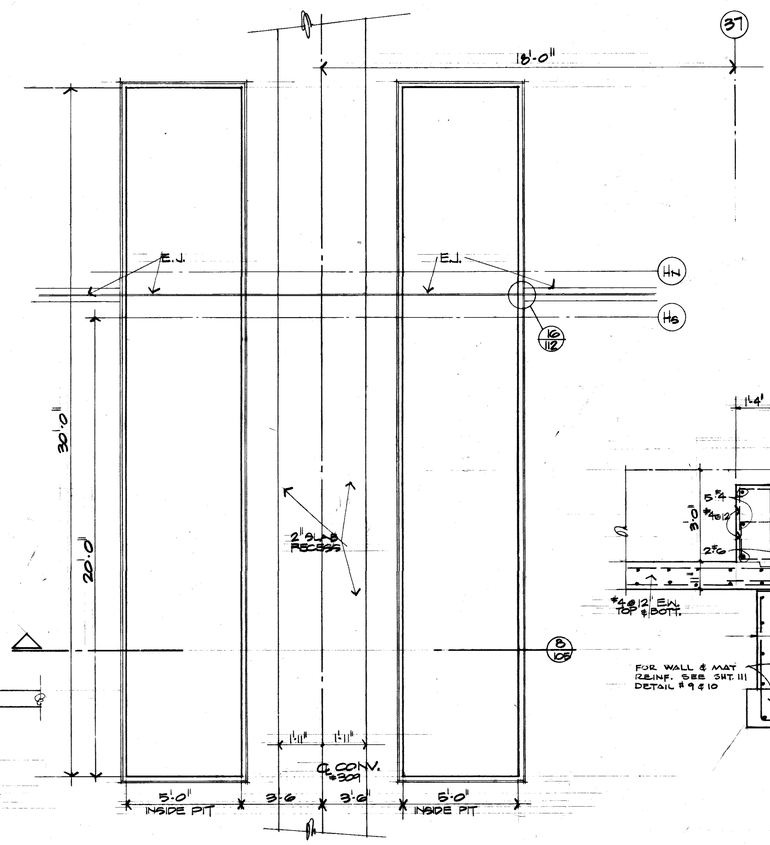

PLAN AT TRANSFER PIT
3/8" = 1'-0"

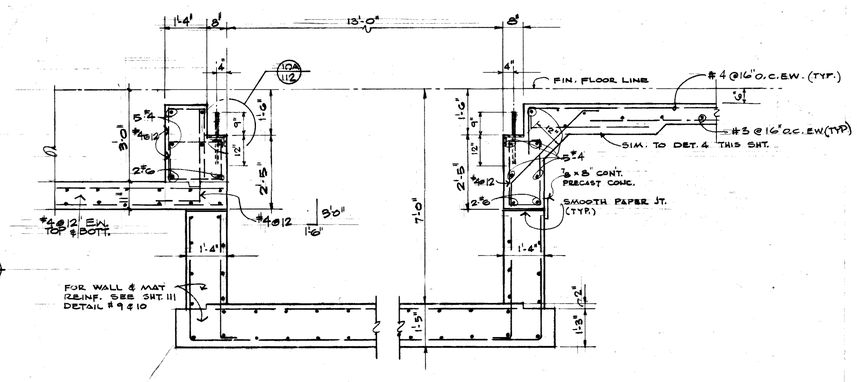

2/105 DRIVE UNIT PIT #418-1
1/2" = 1'-0"
(SEE SCHEDULE #H SHT. 106)

DATE	ISSUED FOR	APPROVAL	APPROVAL
6-28-77	1ST. FL. CONC. BID		
5-27-77	PAINTING & FINISHING BID		

NO.	DATE	BY	APPROVAL	APPROVAL
119-C	11-7-77	GN		
ERD 143	11-1-77	PB		
ERD 15	10-4-77	PB		
61	8-19-77	PB		
61	7-7-77	VK		
Bul 134	6-19-77	PE		
#C 18	5-11-77	V.E.		

REVISIONS

CONTRACT SIGNATURES

FOR THE OWNER

FOR THE CONTRACTOR

DRAWING CERTIFIED BY

REGISTERED

STATE

NUMBER

DATE

ARGONAUT
DIVISION OF GENERAL MOTORS
ARCHITECTURE & ENGINEERING
GENERAL MOTORS CORPORATION
486 WEST MILWAUKEE AVENUE & DETROIT, MICHIGAN
A REAL ESTATE & CONSTRUCTION MANAGEMENT

PLANT ENGINEERING AND CONSTRUCTION
MANUFACTURING STAFF

NEW MANUFACTURING PLANT
FOR
OKLAHOMA INDUSTRIES AUTHORITY
TENANCY BY
GM ASSEMBLY DIVISION
GENERAL MOTORS CORPORATION
OKLAHOMA CITY OKLAHOMA

PROJECT TITLE

PLAN OF PIT #44

SHEET TITLE

OWNER'S IDENTIFICATION

P. E. & C. PROJECT NUMBER: 4500

DATE

DRAWN BY: V. ERWIN RICCARDELLO

JOB CAPT.: C. BEIGER

SHEET NUMBER: 105

ARGO 118 REV. 12-69 KDIE 17 0183 2-74 1790-

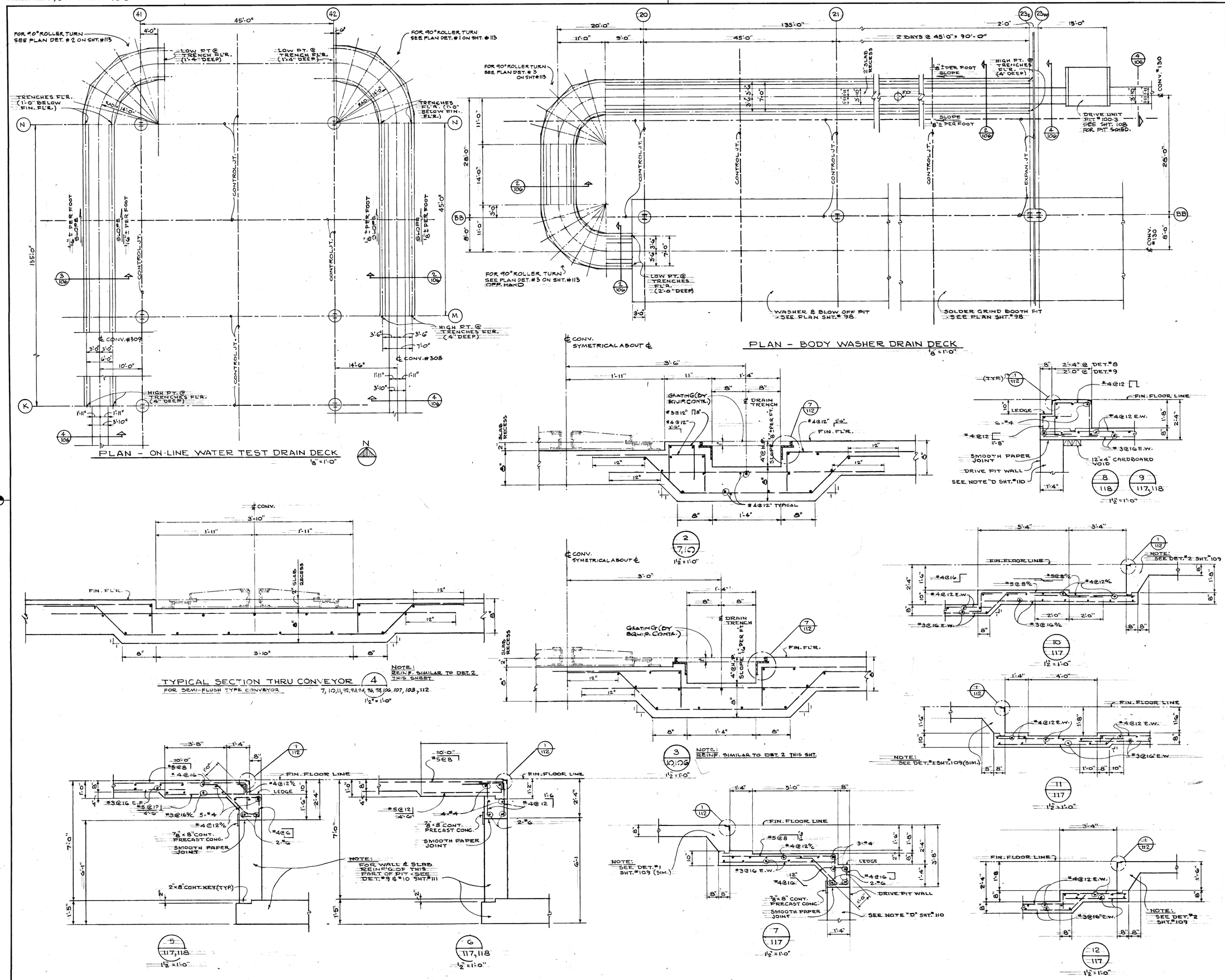

DATE	ISSUED FOR	APPROVAL	APPROVAL
2-25-77	MECH U.G. REF.		
3-23-77	PRIME MECH & ELECT REF.		
4-28-77	1st FL. CONC. BID		
5-27-77	PAINTING & FINISHING BID		

NO.	DATE	BY	APPROVAL	APPROVAL
119-C	11-7-77	GN		
61	7-7-77	V.K.		
24	6-13-77	V.E.		
RC 12	5-11-77	V.E.		

REVISIONS

CONTRACT SIGNATURES

FOR THE OWNER

FOR THE CONTRACTOR

DRAWING CERTIFIED BY

REGISTERED

STATE

NUMBER

DATE

ARGONAUT

PLANT ENGINEERING AND CONSTRUCTION

MANUFACTURING STAFF

GENERAL MOTORS CORPORATION

DIVISION OF GENERAL MOTORS 485 WEST MILWAUKEE AVENUE DETROIT, MICHIGAN

DESIGNING & ENGINEERING A REAL ESTATE & CONSTRUCTION SERVICE

NEW MANUFACTURING PLANT

FOR

GM ASSEMBLY DIVISION

GENERAL MOTORS CORPORATION

OKLAHOMA CITY OKLAHOMA

PROJECT TITLE

DRAIN DECK PLANS & SECTIONS

SHEET TITLE

OWNER'S IDENTIFICATION

4500

P. E. & C. PROJECT NUMBER

DATE

DRAWN BY V. ERWIN W. SAWKIW R.

JOB CAPT.

106

SHEET NUMBER

PROJECT NO. 4500 SHEET NO. 107

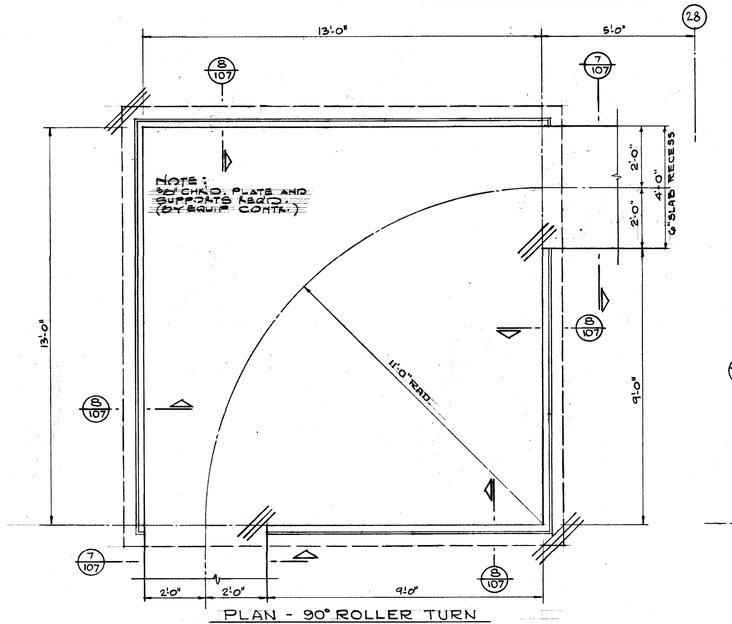

PLAN - 90° ROLLER TURN
FOR X-G78 AT CHASSIS TOWVEYOR CONVEYOR

3 / 9,107
1/2" = 1'-0"

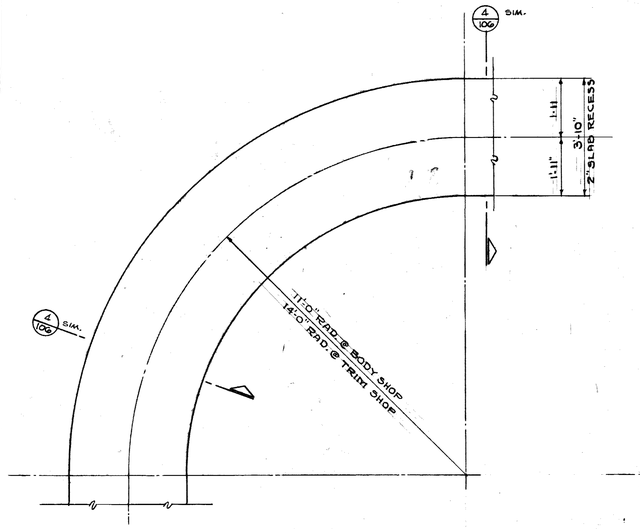

PLAN - 90° ROLLER TURN
FOR X-G78 SEMI-FLUSH TRIM & BODY SHOP FLOOR CONVEYOR

2 / 7,10,11
1/2" = 1'-0"

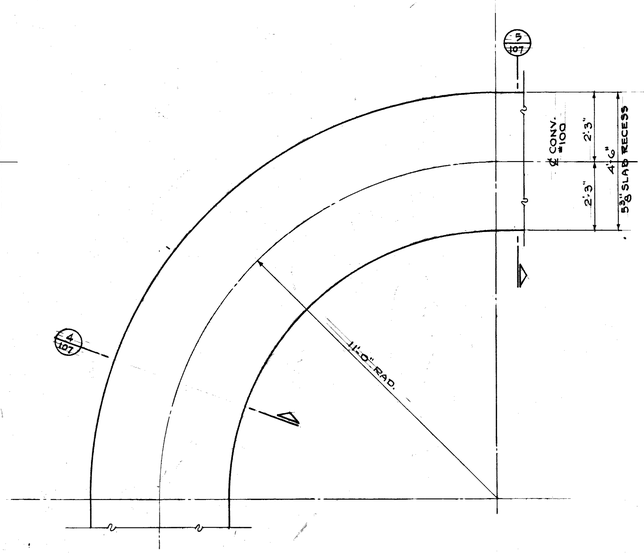

PLAN - 90° ROLLER TURN
FOR X-G78 FLUSH TYPE BODY BUILD FLOOR CONVEYOR

1 / 7
1/2" = 1'-0"

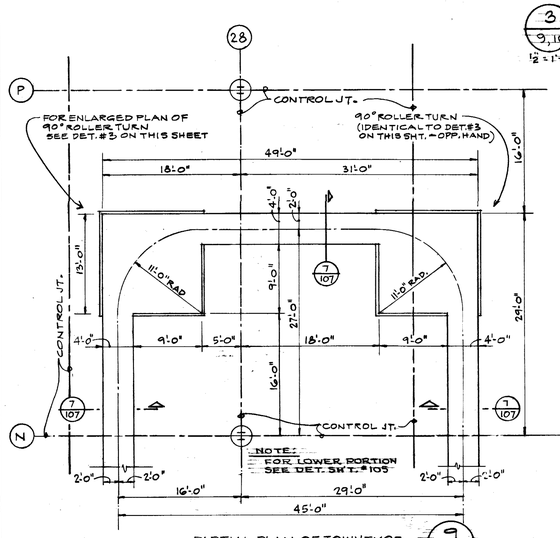

PARTIAL PLAN OF TOWVEYOR

9 / 9
1/8" = 1'-0"

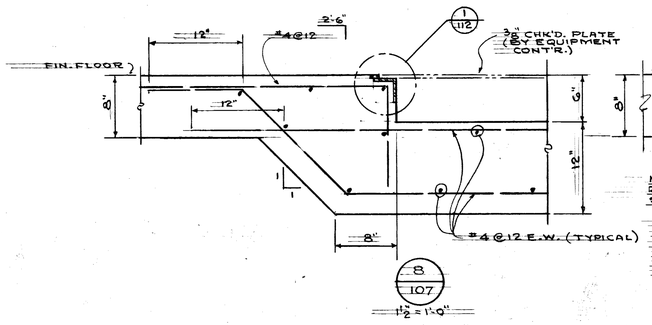

8 / 107
1 1/2" = 1'-0"

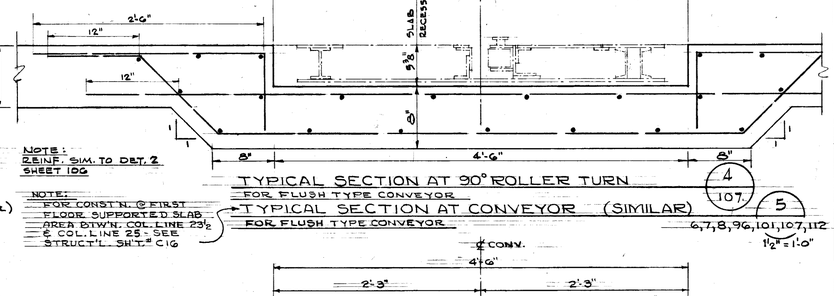

NOTE:
REINF. SIM. TO DET. 2 SHEET 106

NOTE:
FOR CONST'N. @ FIRST FLOOR SUPPORTED SLAB AREA BTW'N. COL. LINE 23 1/2 & COL. LINE 25 - SEE STRUCT'L. SH'T. # C16

TYPICAL SECTION AT 90° ROLLER TURN
FOR FLUSH TYPE CONVEYOR

TYPICAL SECTION AT CONVEYOR (SIMILAR)
FOR FLUSH TYPE CONVEYOR

4 / 107
6,7,8,9G,101,107,112
1 1/2" = 1'-0"

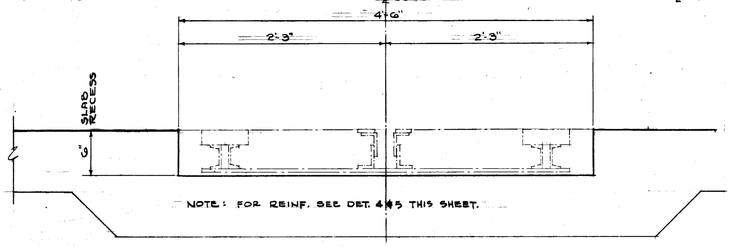

NOTE: FOR REINF. SEE DET. 4 & 5 THIS SHEET.

TYPICAL SECTION IN GATE AREA
FOR FLUSH TYPE CONVEYOR AT COL. LINES X₁₁ TO Y AND 25 & 35

6 / 7,97,112
1 1/2" = 1'-0"

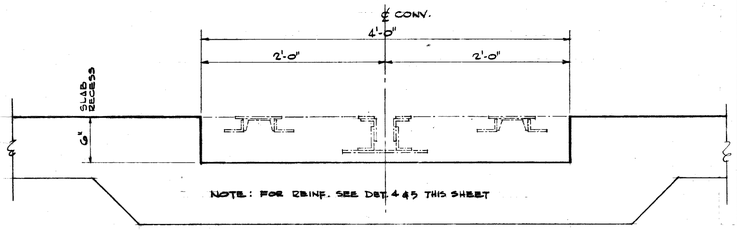

NOTE: FOR REINF. SEE DET. 4 & 5 THIS SHEET

TYPICAL SECTION AT TOWVEYOR
FOR X-G78 AT CHASSIS TOWVEYOR CONVEYOR

7 / 9,107
1 1/2" = 1'-0"

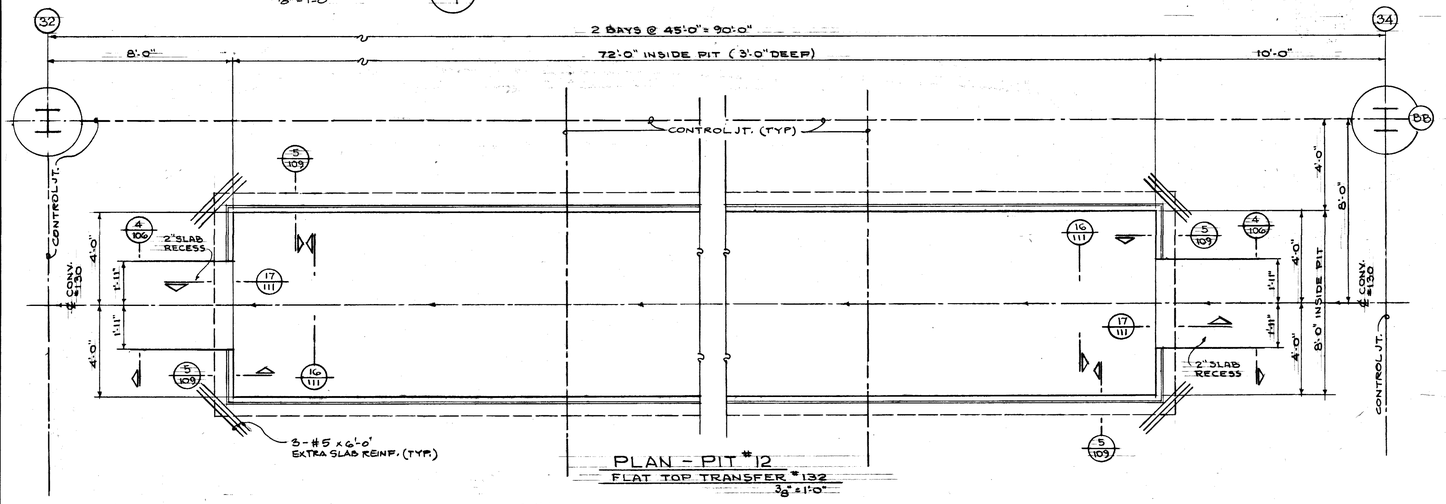

PLAN - PIT #12
FLAT TOP TRANSFER #132
3/8" = 1'-0"

DATE	ISSUED FOR	APPROVAL	APPROVAL
6-28-77	1st. FL. CONC. BID		
5-27-77	PAINTING & FINISHING BID		

NO.	DATE	BY	APPROVAL	APPROVAL
119-C	11-7-77	GN		
61	7-7-77	V.K.		
34	6-13-77	V.E.		
FC18	5-11-77	V.E.		

REVISIONS

CONTRACT SIGNATURES
FOR THE OWNER
FOR THE CONTRACTOR

DRAWING CERTIFIED BY
REGISTERED
STATE
NUMBER
DATE

ARGONAUT
DIVISION OF GENERAL MOTORS
PLANT ENGINEERING AND CONSTRUCTION
MANUFACTURING STAFF
GENERAL MOTORS CORPORATION
485 WEST MILWAUKEE AVENUE • DETROIT, MICHIGAN

NEW MANUFACTURING PLANT
FOR
OKLAHOMA INDUSTRIES AUTHORITY
TENANCY BY
G M ASSEMBLY DIVISION
GENERAL MOTORS CORPORATION
OKLAHOMA CITY OKLAHOMA

PROJECT TITLE

ROLLER TURN PLANS & PLAN OF PIT #12

SHEET TITLE

OWNER'S IDENTIFICATION
DATE
DRAWN BY V. ERWIN
JOB CAPT.

P. Eng. C. PROJECT NUMBER 4500

107
SHEET NUMBER

ARGO 116 REV. 12-69 K&E 17 0133 5-74 1790+

NOTE:
FOR "PLAN - TYPICAL DRIVE PIT" = FOR BODY BUILD CONVEYOR, FOR TRIM LINE CONVEYOR & FOR DOOR & SOLDER CONVEYOR - SEE SHT. 112

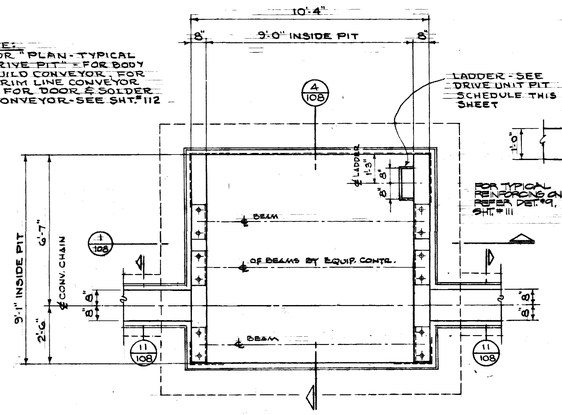

PLAN - TYPICAL DRIVE PIT
ON CHAIN RETURN LINE
3/8" = 1'-0"
1/108
1/2" = 1'-0"

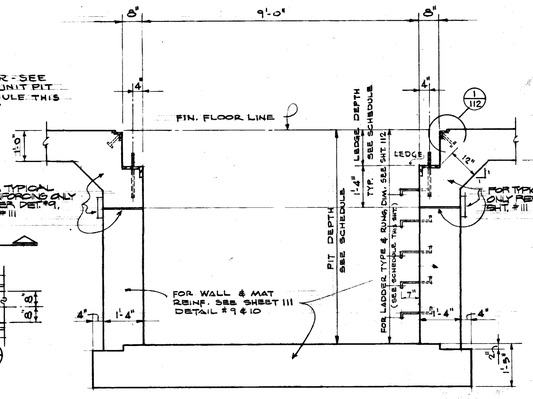

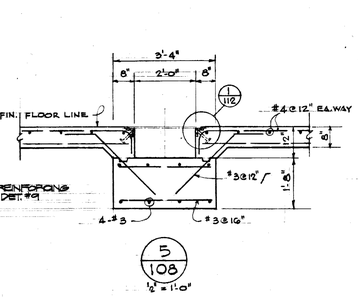

5/108
1/2" = 1'-0"

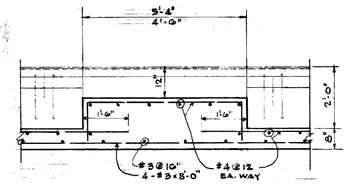

6/108
1/2" = 1'-0"

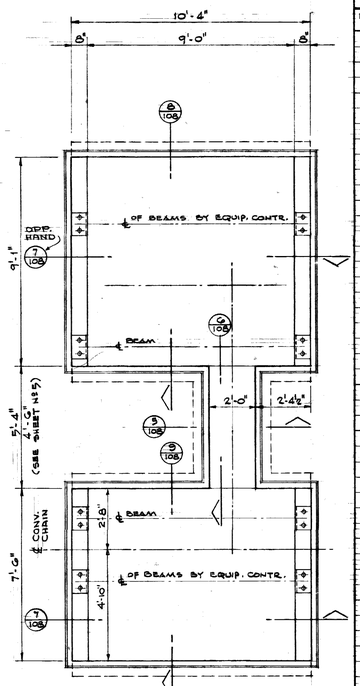

PLAN - TYPICAL DRIVE PITS
3/8" = 1'-0"

NOTE:
FOR DRIVE PIT LOCATION & ORIENTATION - SEE PLANS.
VERIFY SIZE, LOCATION & CONDITIONS W/EQUIPMENT CONTRACTOR.
SEE SHEET #5 FOR OV-1 THRU OV-18

NOTE:
FOR DRIVE PIT LOCATION & ORIENTATION - SEE PLANS
PLANS
VERIFY SIZE, LOCATION & CONDITIONS W/ EQUIPMENT CONT'R.

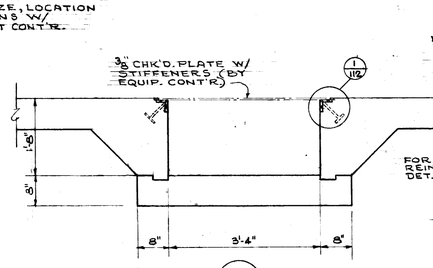

10/108
NOTE: FOR REINF. SEE DET. "G" SHT. 109
3/4" = 1'-0"

TYPICAL SECTION THRU SPROCKET TURN TRENCH

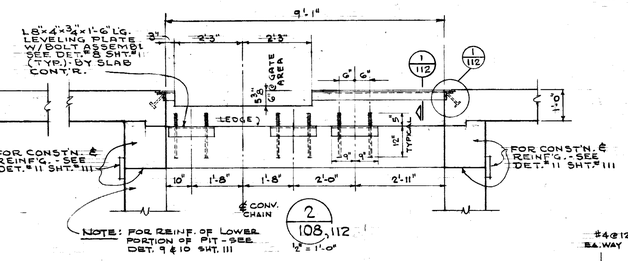

2/108, 112
1/2" = 1'-0"

TYPICAL SECTION THRU DRIVE UNIT PIT FOR BODY BUILD CONVEYOR

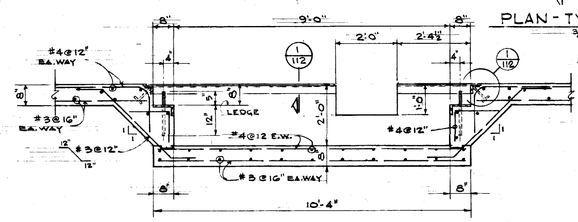

7/108
1/2" = 1'-0"

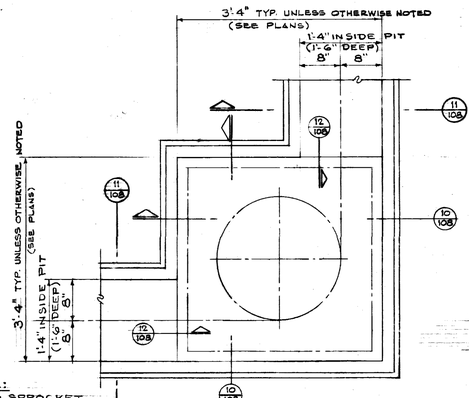

NOTE:
FOR SPROCKET TURN PIT LOCATION & ORIENTATION - SEE PLANS
VERIFY SIZE, LOCATIONS & CONDITIONS W/ EQUIPMENT CONTR.
(SEE PLAN SHT. #6, #10 & #11)

PLAN 90° SPROCKET TURN PIT FOR RETURN CHAIN (TYPICAL)
1" = 1'-0"

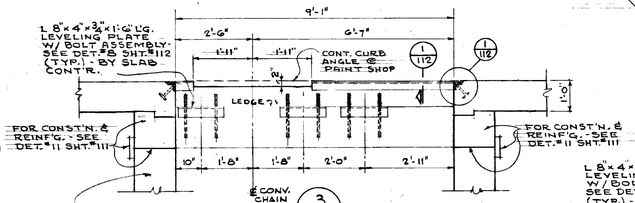

3/108, 112
1/2" = 1'-0"

TYPICAL SECTION THRU DRIVE UNIT PIT
FOR TRIM LINE CONVEYOR (AS SHOWN)
FOR PAINT SHOP CONVEYOR (SIMILAR)
FOR SOLDER & DOOR CONVEYOR (AS SHOWN)

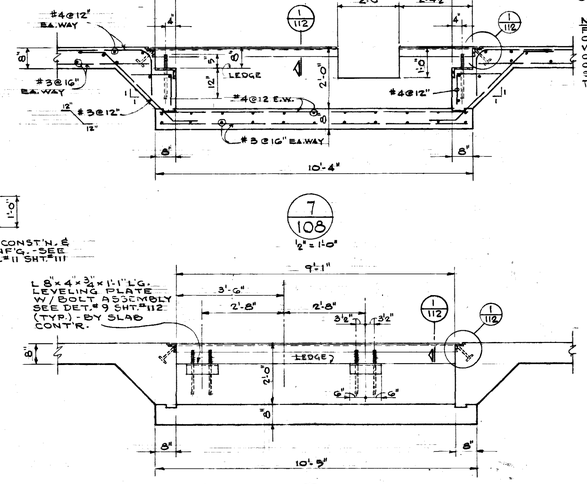

8/108
NOTE: FOR REINF. SEE DET. "G" SHT. 109
1/2" = 1'-0"

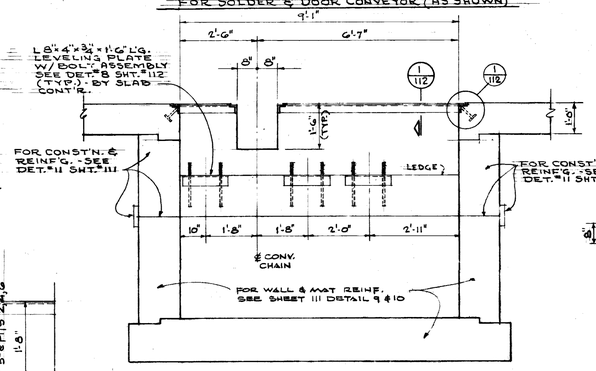

4/108
1/2" = 1'-0"

TYPICAL SECTION THRU DRIVE UNIT PIT ON CHAIN RETURN LINE

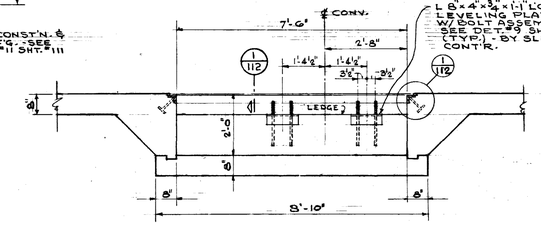

9/108
NOTE: FOR REINF. SEE DET. "G" SHT. 109
1/2" = 1'-0"

NOTE:
SEE GENERAL NOTE "G.N" SHT. #92

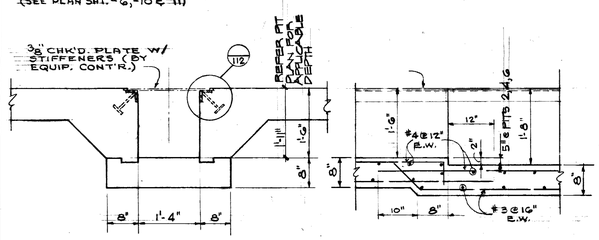

11/10, 108, 93, 94
NOTE: FOR REINF. SEE DET. "G" SHT. 109
3/4" = 1'-0"

12/108, 117, 118, 93, 94
3/4" = 1'-0"

TYPICAL SECTION THRU RETURN CHAIN TRENCH

DRIVE UNIT PIT SCHEDULE

DRIVE PIT NO.	PLAN SHT.	DETAIL SHT.	N-S DIM.	E-W DIM.	PIT DEPTH	LEDGE DEPTH	LADDER TYPE	REMARKS
305-1	11	108/112	9'-0"	9'-1"	7'-0"	12"	E	
305-2	11	92/108	9'-0"	9'-1"	7'-0"	2'-4"	H	
306-1	11	108/112	9'-1"	9'-0"	7'-0"	12"	E	
306-2	11	108/112	9'-1"	9'-0"	7'-0"	12"	E	
306-3	11	106/112	9'-1"	9'-0"	7'-0"	12"	E	
306-4	11	108/112	9'-1"	9'-0"	7'-0"	12"	E	
306-5	11	93/108	9'-0"	9'-1"	7'-0"	2'-4"	H	
307-1	11	108/112	9'-0"	9'-1"	7'-0"	12"	E	
307-2	11	108/112	9'-0"	9'-1"	7'-0"	12"	E	
307-3	10	108/112	9'-0"	9'-1"	7'-0"	12"	E	
307-4	11	93/108	9'-0"	9'-1"	7'-0"	2'-4"	H	
308-2	10	93/108	9'-0"	9'-1"	7'-0"	2'-4"	H	
309-1	10	108/112	9'-0"	9'-1"	7'-0"	12"	E	
309-2	10	108/112	9'-0"	9'-1"	7'-0"	12"	E	
309-3	10	108/112	9'-0"	9'-1"	7'-0"	12"	E	
309-4	10	108/112	9'-0"	9'-1"	7'-0"	12"	E	
309-5	10	93/108	9'-1"	9'-0"	7'-0"	2'-4"	H	
310-5	10	92/108	9'-0"	9'-1"	7'-0"	2'-4"	H	
130-1	7	108	9'-1"	9'-0"	7'-0"	12"	E	
130-2	7	108	9'-1"	9'-0"	7'-0"	12"	E	
130-3	7	93/108	9'-1"	9'-0"	7'-0"	2'-4"	H	
100-1	7	108/112	9'-0"	9'-1"	7'-0"	1'-2"	F	
100-2	7	108/112	9'-1"	9'-0"	7'-0"	1'-2"	F	
100-3	7	108/112	9'-1"	9'-0"	7'-0"	1'-2"	F	
100-4	7	108/112	9'-1"	9'-0"	7'-0"	1'-2"	F	
100-5	7	101/108	9'-1"	9'-0"	7'-0"	2'-4"	H	
100-6	7	119	6'-0"	5'-0"	6'-0"	7"	D	
418-1	9	105/108	13'-0"	9'-1"	7'-0"	1'-6"	G	
PT-1	6	108/117	9'-0"	9'-1"	7'-0"	2'-4"	H	
PT-2	6	108/118	9'-1"	9'-0"	7'-0"	10"	D	
PT-3	6	108/118	9'-1"	9'-0"	7'-0"	10"	D	
PT-4	6	108/118	9'-1"	9'-0"	7'-0"	10"	D	
PT-5	6	108/117	9'-1"	9'-0"	7'-0"	10"	D	
PT-6	6	108/118	9'-1"	9'-0"	7'-0"	10"	D	
PT-7	6	108/118	9'-1"	9'-0"	7'-0"	10"	D	
PT-8	6	108/118	9'-1"	9'-0"	7'-0"	10"	D	
PT-9	6	108/118	9'-1	9'-0"	7'-0"	10"	D	
PT-10	6	108/116	9'-1	9'-0"	7'-0"	10"	D	
OV-1	5	108	7'-6"	9'-0"	2'-0"	8"		
OV-2	5	108	9'-1"	9'-0"	2'-0"	8"		
OV-3	5	108	7'-6"	9'-0"	2'-0"	8"		
OV-4	5	108	9'-1"	9'-0"	2'-0"	8"		
OV-5	5	108	7'-6"	9'-0"	2'-0"	8"		
OV-6	5	108	9'-1"	9'-0"	2'-0"	8"		
OV-7	5	108	7'-6"	9'-0"	2'-0"	8"		
OV-8	5	108	9'-1"	9'-0"	2'-0"	8"		
OV-9	5	108	9'-1	9'-0"	2'-0"	8"		
OV-10	5	108	7'-6"	9'-0"	2'-0"	8"		
OV-11	5	108	9'-1"	9'-0"	2'-0"	8"		
OV-12	5	108	7'-6"	9'-0"	2'-0"	8"		
OV-13	5	108	9'-1"	9'-0"	2'-0"	8"		
OV-14	5	108	7'-6"	9'-0"	2'-0"	8"		
OV-15	5	108	9'-1	9'-0"	2'-0"	8"		
OV-16	5	108	7'-6"	9'-0"	2'-0"	8"		
OV-17	5	108	9'-1"	9'-0"	2'-0"	8"		
OV-18	5	108	7'-6"	9'-0"	2'-0"	8"		
OV-19	5	108	7'-6"	9'-0"	2'-0"	8"		
OV-20	5	108	9'-1"	9'-0"	2'-0"	8"		
OV-21	5	108	7'-6"	9'-0"	2'-0"	8"		
OV-22	5	108	9'-1"	9'-0"	2'-0"	8"		

NOTE:
FOR LADDER TYPES - SEE SHT. #112

DATE	ISSUED FOR	APPROVAL	APPROVAL
2-28-77	MECH. & G. REF.		
3-23-77	PRIME MECH. & ELECT. REF.		
4-28-77	1st. FL. CONC. BID		
5-27-77	PAINTING & FINISHING BID		

NO.	DATE	BY	APPROVAL	APPROVAL
119-C	11-7-77	GN	C. Beiser	
REV. 5	8-19-77	PB	C. Beiser	
81	8-19-77	PB	C. Beiser	
61	7-7-77	MK		
34	6-13-77	PB		
PC 18	5-11-77	V.E		

REVISIONS

CONTRACT SIGNATURES
FOR THE OWNER
FOR THE CONTRACTOR

DRAWING CERTIFIED BY
REGISTERED
STATE
NUMBER
DATE

ARGONAUT
DIVISION OF GENERAL MOTORS
ARCHITECTURE & ENGINEERING & REAL ESTATE & CONSTRUCTION MANAGEMENT

PLANT ENGINEERING AND CONSTRUCTION
MANUFACTURING STAFF
GENERAL MOTORS CORPORATION
466 WEST MILWAUKEE AVENUE & DETROIT, MICHIGAN

NEW MANUFACTURING PLANT
FOR
OKLAHOMA INDUSTRIES AUTHORITY
TENANCY BY
G M ASSEMBLY DIVISION
GENERAL MOTORS CORPORATION
OKLAHOMA CITY OKLAHOMA

PROJECT TITLE

TYPICAL DRIVE UNIT PIT PLANS & DETAILS.

SHEET TITLE

OWNER'S IDENTIFICATION

P. E. & C. PROJECT NUMBER: 4500

DATE

DRAWN BY: V. ERWIN HIGGARDELLO

JOB CAPT.: C. BEISER

SHEET NUMBER: 108

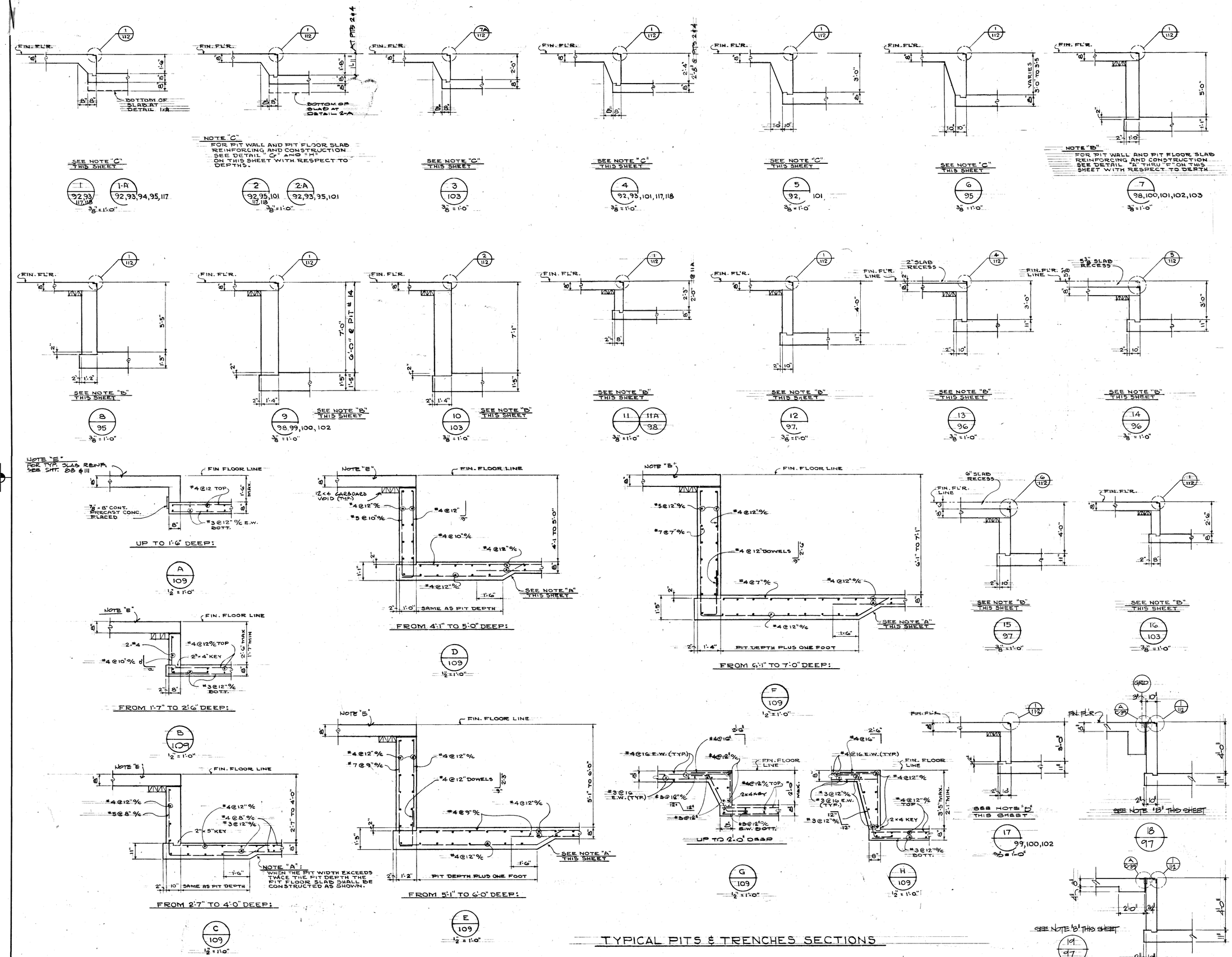

TYPICAL PITS & TRENCHES SECTIONS

DATE	ISSUED FOR	APPROVAL	APPROVAL
4-28-77	1st Fl. Conc. & Blk.		
5-27-77	Existing & Existing Bld.		

NO.	DATE	BY	APPROVAL	APPROVAL
119-C	11-7-77	GN		
B1	8-19-77	PB		
G1	7-7-77	M.K.		
B2	6-21-77	G.B.		
PC 12	5-11-77	V.E.		

REVISIONS

CONTRACT SIGNATURES

FOR THE OWNER

FOR THE CONTRACTOR

DRAWING CERTIFIED BY

REGISTERED

STATE

NUMBER

DATE

ARGONAUT
DIVISION OF GENERAL MOTORS
ARCHITECTURE & ENGINEERING

PLANT ENGINEERING AND CONSTRUCTION
MANUFACTURING STAFF
GENERAL MOTORS CORPORATION
465 WEST MILWAUKEE AVENUE & DETROIT, MICHIGAN

NEW MANUFACTURING PLANT

FOR

G M ASSEMBLY DIVISION

GENERAL MOTORS CORPORATION

OKLAHOMA CITY OKLAHOMA

PROJECT TITLE

TYPICAL PIT DETAILS

SHEET TITLE

OWNER'S IDENTIFICATION

4500

P. E. & C. PROJECT NUMBER

DATE

DRAWN BY V. ERWIN

JOB CAPT.

109

SHEET NUMBER

PROJECT NO. 4500 SHEET NO. 110

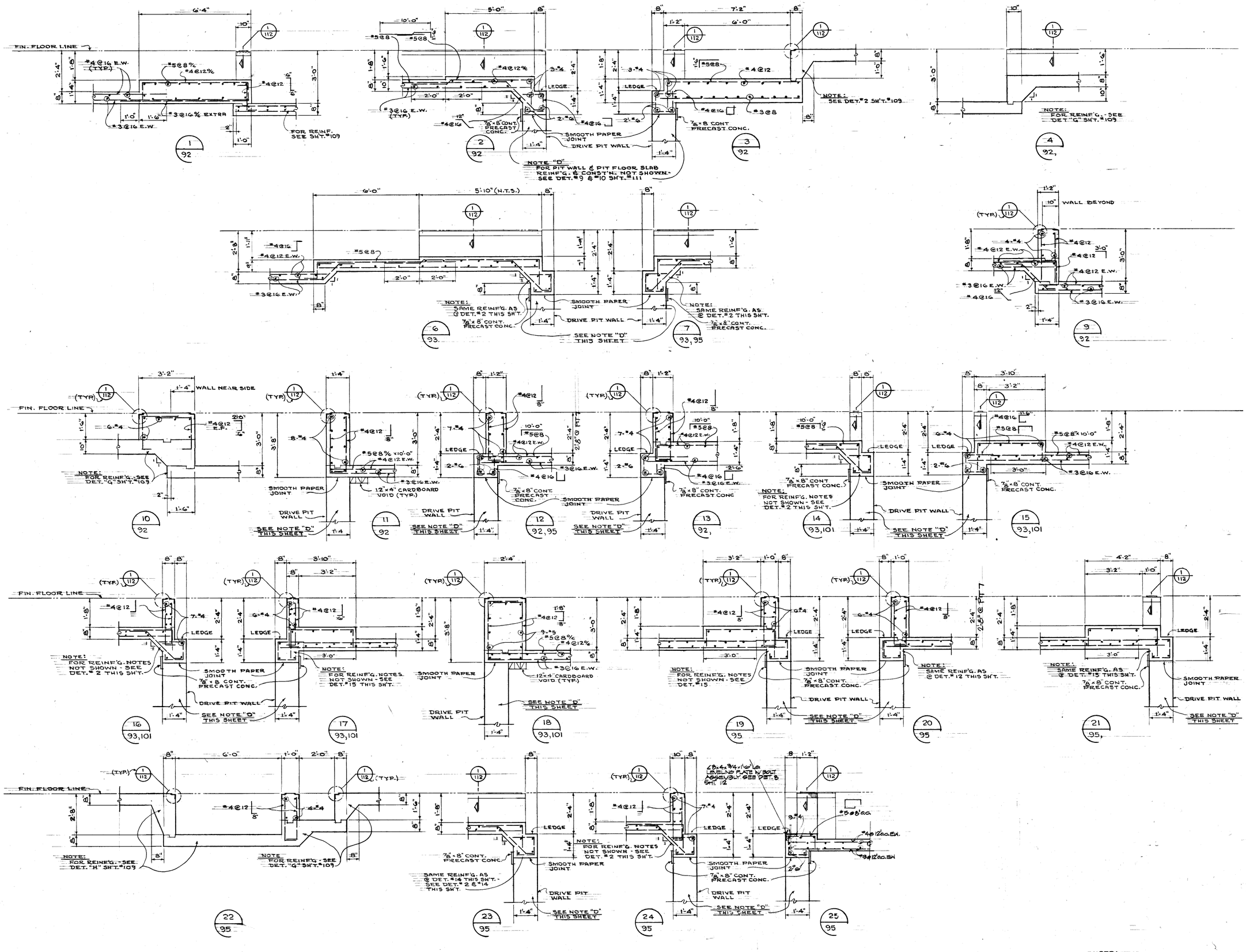

NOTE: ALL DETAILS ON THIS SHEET ARE AT SCALE: 1/2"=1'-0"

DATE	ISSUED FOR	APPROVAL	APPROVAL
4-28-77	1ST. FL. CONC.	B.D.	
5-27-77	PAINTING & FINISHING BID		

NO.	DATE	BY	APPROVAL	APPROVAL
119-C	11-7-77	GN	C.D. Reisen	
81	8-19-77	PB	C.D. Reisen	
61	7-7-77	M.K.	C.D. Reisen	
PC 12	5-11-77	V.E.		

REVISIONS

CONTRACT SIGNATURES

FOR THE OWNER

FOR THE CONTRACTOR

DRAWING CERTIFIED BY

REGISTERED

STATE

NUMBER

DATE

ARGONAUT
DIVISION OF GENERAL MOTORS
400 WEST MILWAUKEE AVENUE
DETROIT, MICHIGAN
ARCHITECTURE & ENGINEERING & REAL ESTATE & CONSTRUCTION MANAGEMENT

PROJECT TITLE

TYPICAL PIT DETAILS

SHEET TITLE

OWNER'S IDENTIFICATION

ARGONAUT PROJECT NUMBER

DATE

DRAWN BY V.E.F.WIN

JOB CAPT.

110

SHEET NUMBER

PROJECT NO. 4500 SHEET NO. 111

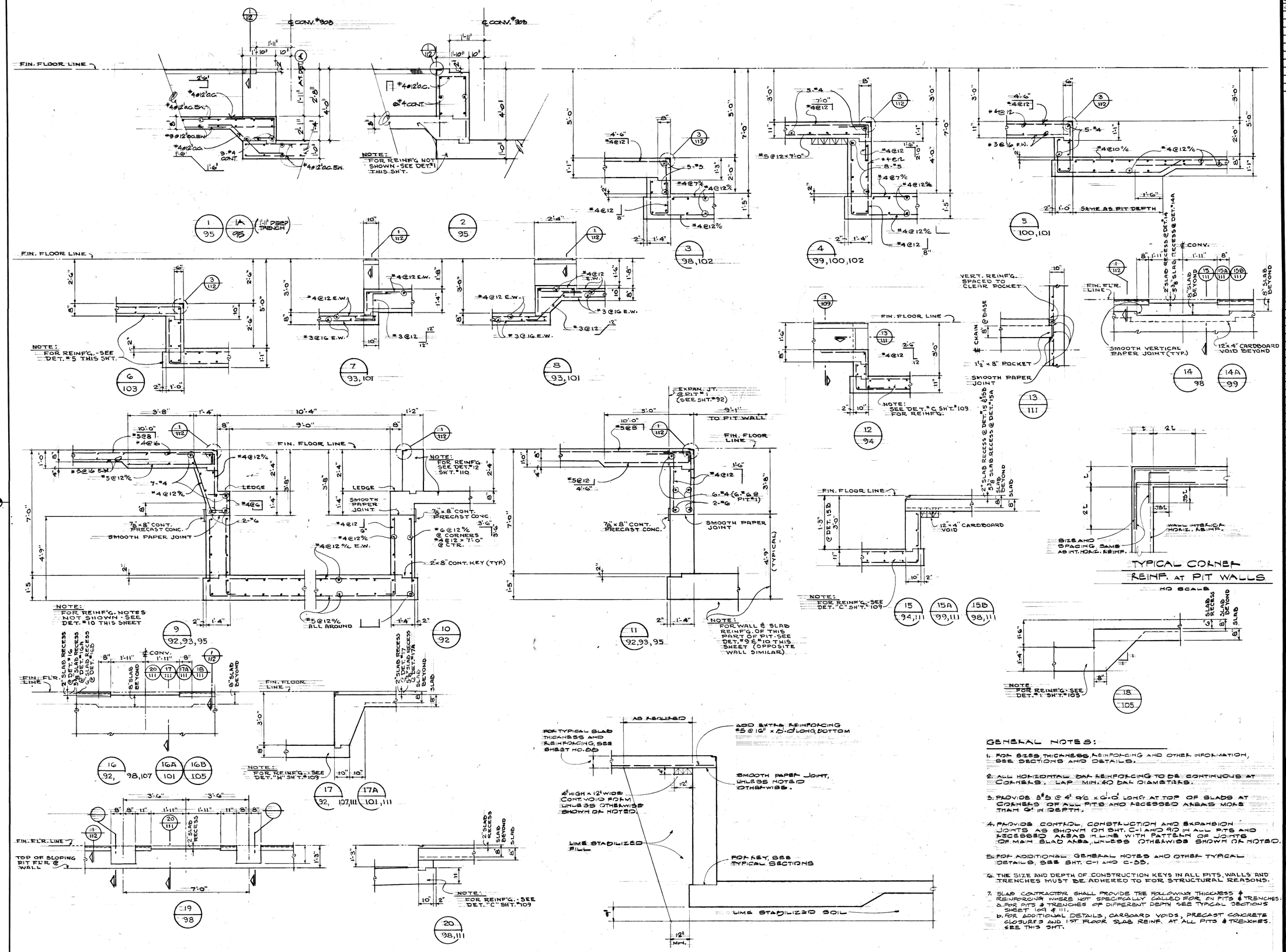

TYPICAL DETAIL FOR PITS AND TRENCHES

NO SCALE

GENERAL NOTES:

1. FOR SIZES, THICKNESS, REINFORCING AND OTHER INFORMATION, SEE SECTIONS AND DETAILS.
2. ALL HORIZONTAL BAR REINFORCING TO BE CONTINUOUS AT CORNERS. LAP MIN. 40 BAR DIAMETERS.
3. PROVIDE 3 #5 @ 4" o/c x 6'-0" LONG AT TOP OF SLABS AT CORNERS OF ALL PITS AND RECESSED AREAS MORE THAN 6" IN DEPTH.
4. PROVIDE CONTROL, CONSTRUCTION AND EXPANSION JOINTS AS SHOWN ON SHT. C-1 AND 90 IN ALL PITS AND RECESSED AREAS IN LINE WITH PATTERN OF JOINTS OF MAIN SLAB AREA, UNLESS OTHERWISE SHOWN OR NOTED.
5. FOR ADDITIONAL GENERAL NOTES AND OTHER TYPICAL DETAILS, SEE SHT. C-1 AND C-35.
6. THE SIZE AND DEPTH OF CONSTRUCTION KEYS IN ALL PITS, WALLS AND TRENCHES MUST BE ADHERED TO FOR STRUCTURAL REASONS.
7. SLAB CONTRACTOR SHALL PROVIDE THE FOLLOWING THICKNESS & REINFORCING WHERE NOT SPECIFICALLY CALLED FOR ON PITS & TRENCHES:
   a. FOR PITS & TRENCHES OF DIFFERENT DEPTH SEE TYPICAL SECTIONS SHEET 109 & 111.
   b. FOR ADDITIONAL DETAILS, CARDBOARD VOIDS, PRECAST CONCRETE CLOSURES AND 1ST FLOOR SLAB REINF. AT ALL PITS & TRENCHES. SEE THIS SHT.

NOTE: ALL DETAILS ON THIS SHEET ARE DRAWN AT SCALE: 1/2" = 1'-0" UNLESS OTHERWISE NOTED

DATE	ISSUED FOR	APPROVAL	APPROVAL
4-28-77	1st. Fl. CONC. BID		
5-27-77	PAINTING FINISHING BID		

NO.	DATE	BY	APPROVAL	APPROVAL
119-C	11-7-77	GN		
81	8-19-77	PB		
61	7-7-77	MK		
34	6-13-77	V.E.		
PC 18	5-11-77	V.E.		

REVISIONS

CONTRACT SIGNATURES

FOR THE OWNER

FOR THE CONTRACTOR

DRAWING CERTIFIED BY

REGISTERED

STATE

NUMBER

DATE

ARGONAUT DIVISION OF GENERAL MOTORS CORPORATION

PLANT ENGINEERING AND CONSTRUCTION

MANUFACTURING STAFF

GENERAL MOTORS CORPORATION 485 WEST MILWAUKEE AVENUE • DETROIT, MICHIGAN

NEW MANUFACTURING PLANT FOR OKLAHOMA INDUSTRIES AUTHORITY TENANCY BY

G M ASSEMBLY DIVISION

GENERAL MOTORS CORPORATION

OKLAHOMA CITY OKLAHOMA

PROJECT TITLE

TYPICAL PIT DETAILS

SHEET TITLE

OWNER'S IDENTIFICATION

4500

P. E. & C. PROJECT NUMBER

DATE

DRAWN BY V. ERWIN

JOB CAPT.

111

SHEET NUMBER

ARGO 116 REV. 12-69 K&E 17 6193 5-74 1700

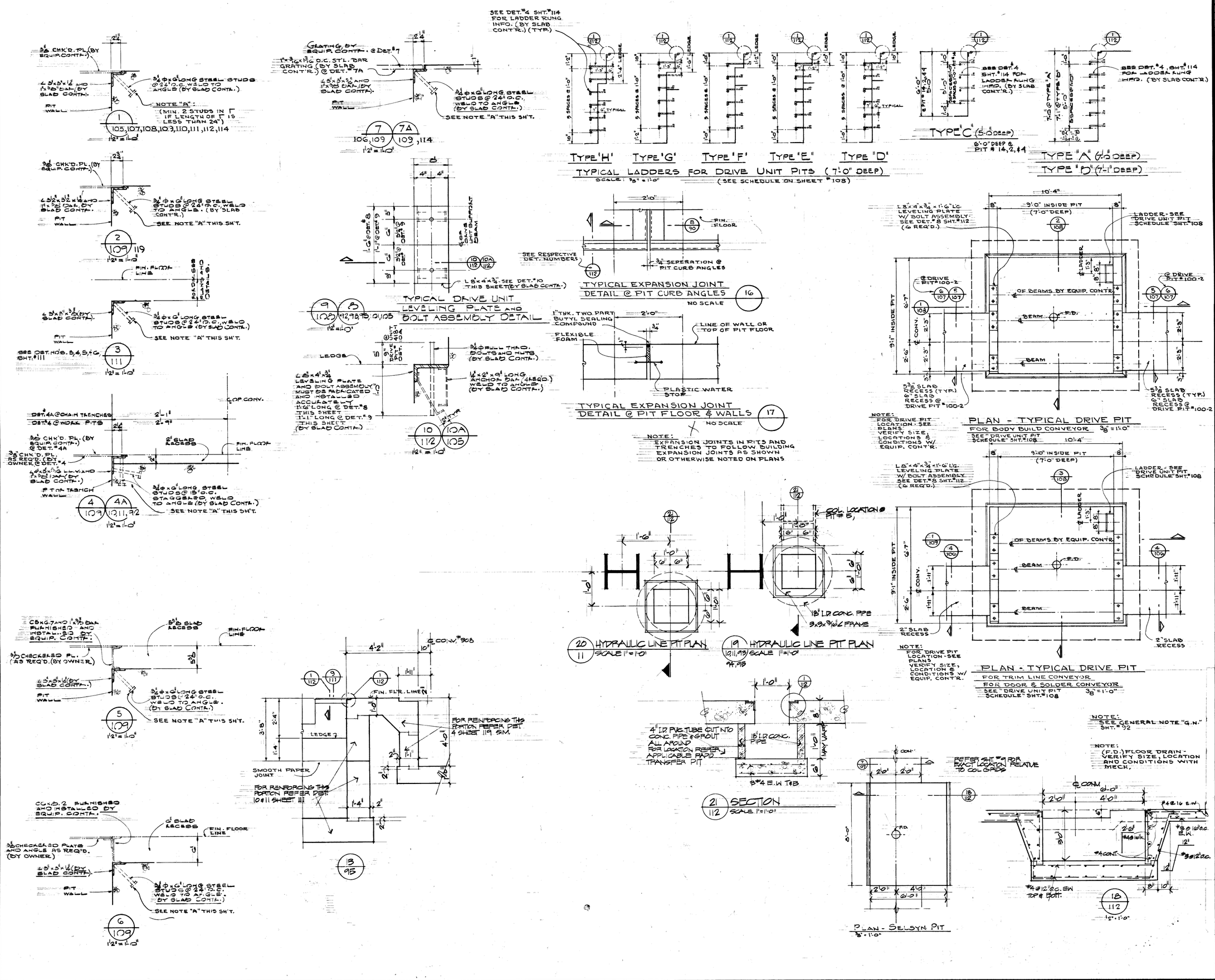

DATE	ISSUED FOR	APPROVAL	APPROVAL
4-28-77	1st. FL. CONC. BID		
5-27-77	PAINTING & FINISHING BID		

NO.	DATE	BY	APPROVAL	APPROVAL
119-C	11-7-77	GN		
Eco. 39	9-16-77	PB		
81	8-19-77	PB		
61	7-7-77	M.K.		
52	6-21-77	G.B.		
34	6-13-77	V.E.		
PC 18	5-11-77	V.E.		

REVISIONS

CONTRACT SIGNATURES

FOR THE OWNER

FOR THE CONTRACTOR

DRAWING CERTIFIED BY

REGISTERED

STATE

NUMBER

DATE

PLANT ENGINEERING AND CONSTRUCTION MANUFACTURING STAFF

GENERAL MOTORS CORPORATION

NEW MANUFACTURING PLANT FOR OKLAHOMA INDUSTRIES AUTHORITY TENANCY BY

GM ASSEMBLY DIVISION

GENERAL MOTORS CORPORATION

OKLAHOMA CITY OKLAHOMA

PROJECT TITLE

TYPICAL PIT DETAILS

SHEET TITLE

OWNER'S IDENTIFICATION

4500

P. E. & C. PROJECT NUMBER

DATE

DRAWN BY V. ERVIN R. L. C. JR.

JOB CAPT.

112

SHEET NUMBER

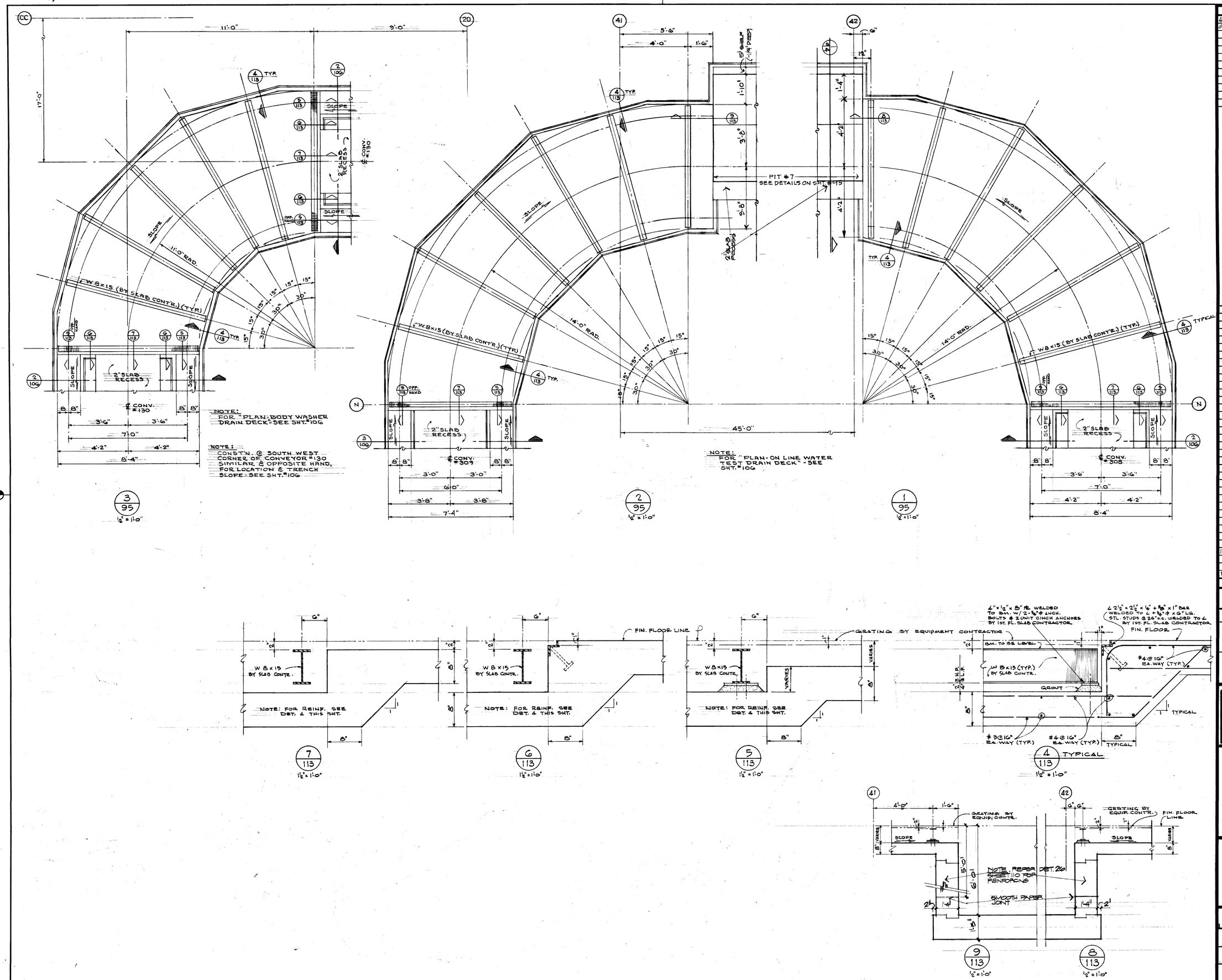

DATE	ISSUED FOR	APPROVAL	APPROVAL
4-28-77	1ST FL. CONC. BID		
5-27-77	PAINTING & FINISHING BID		

NO.	DATE	BY	APPROVAL	APPROVAL
119-C	11-7-77	GN		
3	8-19-77	PD		
2	7-7-77	MK		
PC 18	5-11-77	V.E.		

REVISIONS

CONTRACT SIGNATURES

FOR THE OWNER

FOR THE CONTRACTOR

DRAWING CERTIFIED BY

REGISTERED

STATE

NUMBER

DATE

ARGONAUT DIVISION OF GENERAL MOTORS ARCHITECTURE & ENGINEERING

PLANT ENGINEERING AND CONSTRUCTION

MANUFACTURING STAFF

GENERAL MOTORS CORPORATION 485 WEST MILWAUKEE AVENUE DETROIT, MICHIGAN

NEW MANUFACTURING PLANT FOR OKLAHOMA INDUSTRIES AUTHORITY TENANCY BY

G M ASSEMBLY DIVISION

GENERAL MOTORS CORPORATION

OKLAHOMA CITY OKLAHOMA

PROJECT TITLE

DRAIN DECK DETAILS

SHEET TITLE

OWNER'S IDENTIFICATION

4500 P. E. & C. PROJECT NUMBER

DATE

DRAWN BY V. ERWIN W. SAWKIW RICCARDELLO

JOB CAPT.

113 SHEET NUMBER

PROJECT NO. 4500 SHEET NO. 114

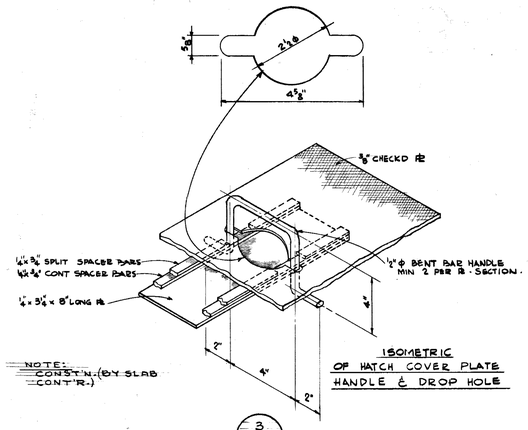

ISOMETRIC OF HATCH COVER PLATE HANDLE & DROP HOLE

3/114

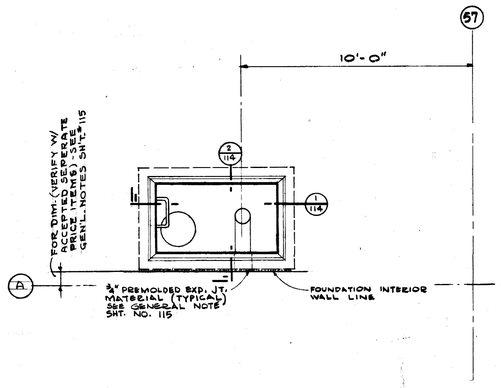

PLAN - PIT # C.W.-1
COLD WATER PIT 3/8" = 1'-0"

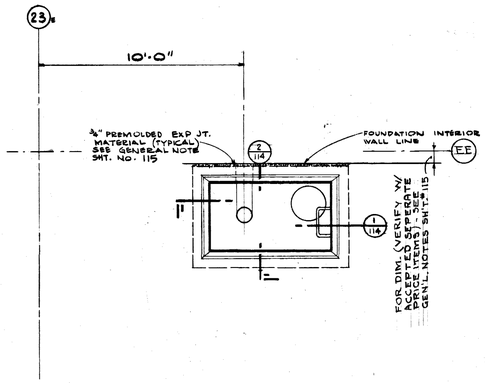

PLAN - PIT # C.W.-2
COLD WATER PIT 3/8" = 1'-0"

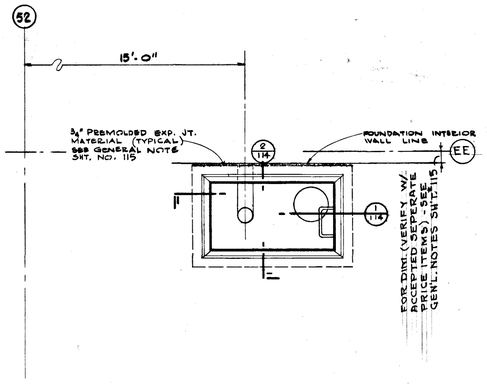

PLAN - PIT # C.W.-3
COLD WATER PIT 3/8" = 1'-0"

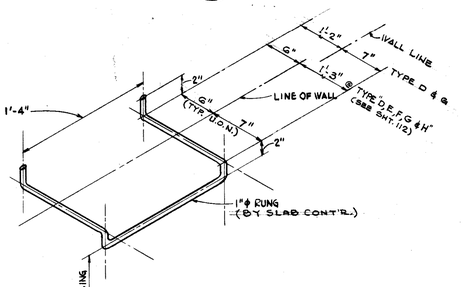

ISOMETRIC DETAIL OF LADDER RUNGS IN CONCRETE WALL

4/112, 114

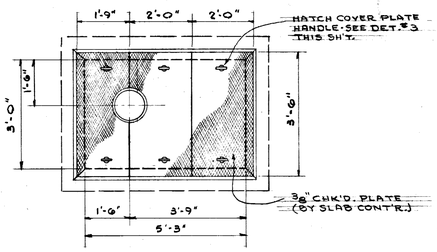

TYPICAL CHECKD PLATE DETAIL
1/2" = 1'-0"

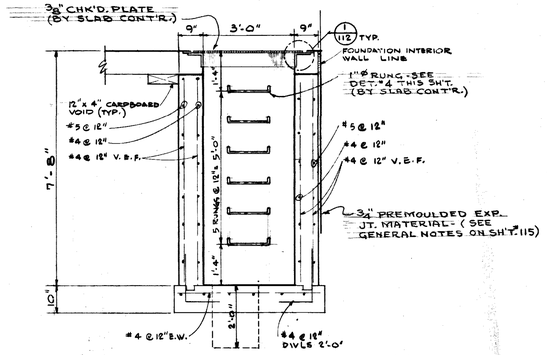

2/114
1/2" = 1'-0"

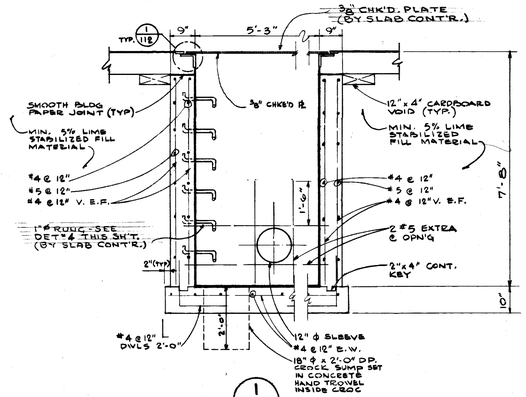

1/114
1/2" = 1'-0"

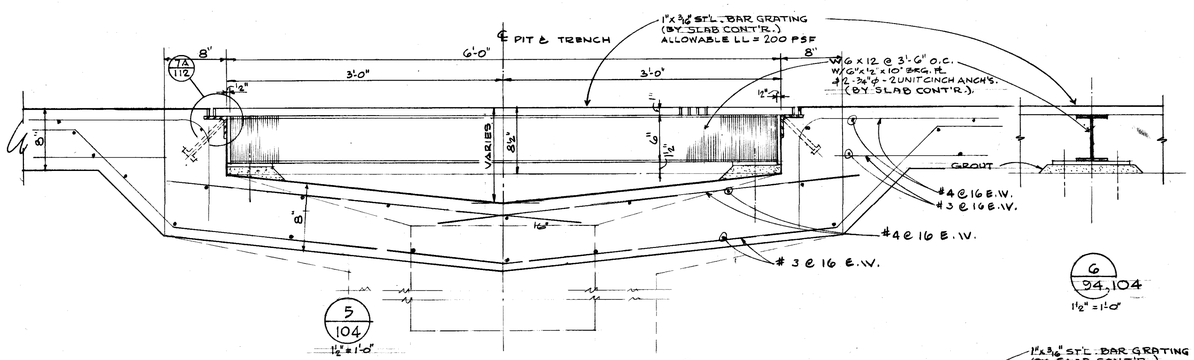

5/104
1 1/2" = 1'-0"

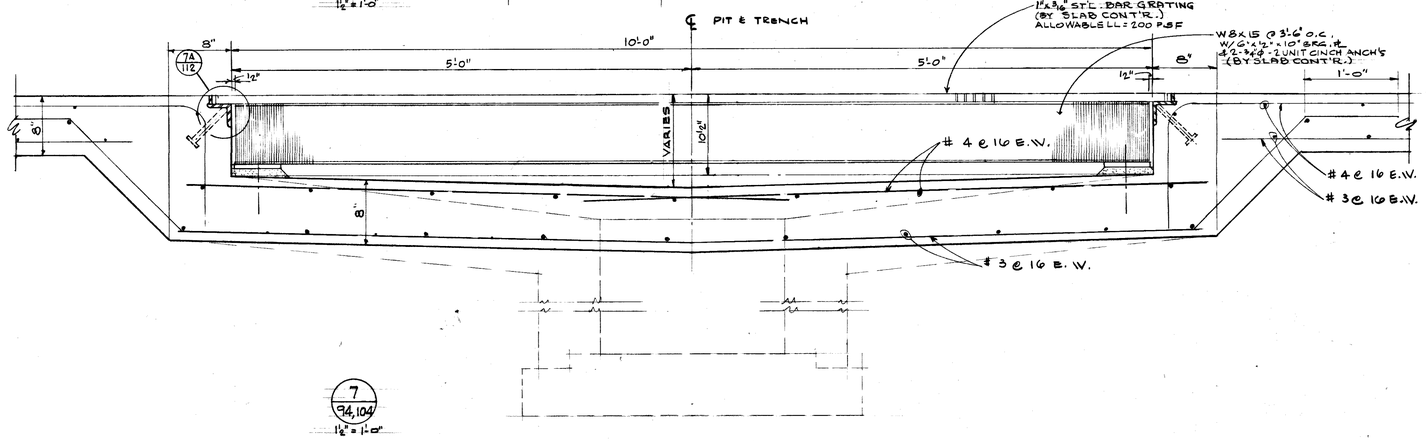

7/94,104
1 1/2" = 1'-0"

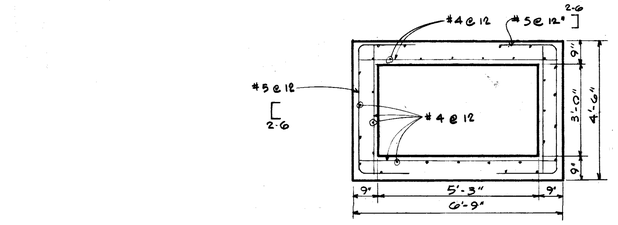

PLAN C.W. PIT REINF.
1/2" = 1'-0"

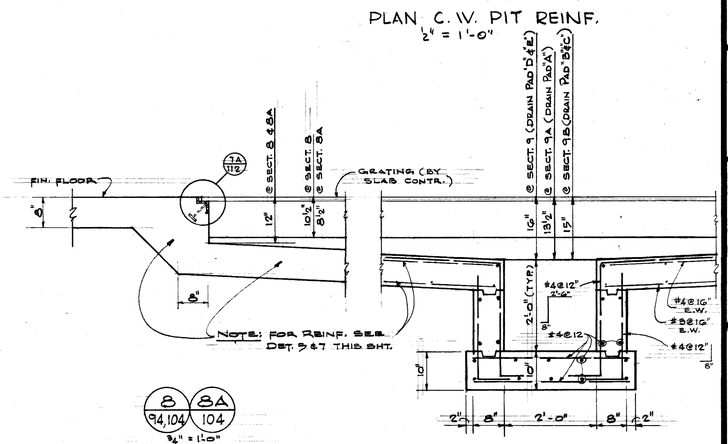

8/94,104 8A/104
3/4" = 1'-0"

DRY SUMP DET. FOR DRAIN PADS

9/94,104 9A/104 9B/104
3/4" = 1'-0"

DATE	ISSUED FOR	APPROVAL	APPROVAL
4-28-77	1ST FL. CONC. BID		
5-17-77	PAINTING & FINISHING BID		

NO.	DATE	BY	APPROVAL	APPROVAL
119-C	11-7-77	GN		
61	7-7-77	MK		
34	6-13-77	D		
PC18	5-11-77	V.E.		

REVISIONS

CONTRACT SIGNATURES
FOR THE OWNER
FOR THE CONTRACTOR

DRAWING CERTIFIED BY
REGISTERED
STATE
NUMBER
DATE

PLANT ENGINEERING AND CONSTRUCTION
MANUFACTURING STAFF
ARGONAUT
GENERAL MOTORS CORPORATION
DIVISION OF GENERAL MOTORS & 485 WEST MILWAUKEE AVENUE & DETROIT, MICHIGAN
INDUSTRIAL ENGINEERING & REAL ESTATE & CONSTRUCTION DIVISIONS

NEW MANUFACTURING PLANT
FOR
OKLAHOMA INDUSTRIES AUTHORITY
TENANCY BY
GM ASSEMBLY DIVISION
GENERAL MOTORS CORPORATION
OKLAHOMA CITY OKLAHOMA

PROJECT TITLE

COLD WATER PIT DETAILS

SHEET TITLE

OWNER'S IDENTIFICATION
P.E. & C. PROJECT NUMBER: 4500
DATE
DRAWN BY: V. ERWIN / G. RAIN
JOB CAPT.
SHEET NUMBER: 114

ARGO 118 REV. 12-69 K&E 17 0139 5-74 1790-

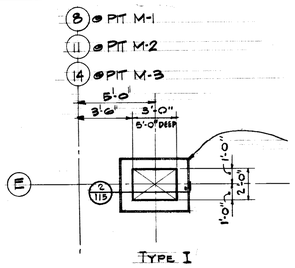

PLAN - PIT #M-1, M-2 & M-3
A.S.H. -#8 @ PIT #M-1
A.S.H. -#15 @ PIT #M-2
A.S.H. -#6 @ PIT #M-3
1/4" = 1'-0"

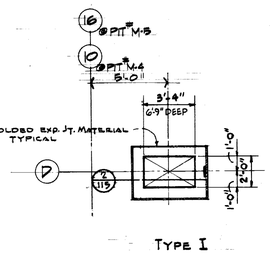

PLAN - PIT #M-4 & M-5
R.E.V. -#58 @ PIT #M-4
R.E.V. -#59 @ PIT #M-5
1/4" = 1'-0"

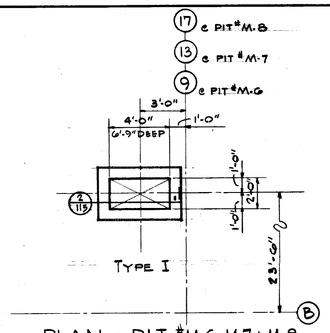

PLAN - PIT #M-6, M-7 & M-8
R.E.V. -#55 @ PIT #M-6
R.E.V. -#56 @ PIT #M-7
R.E.V. -#57 @ PIT #M-8
1/4" = 1'-0"

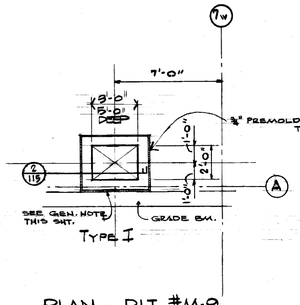

PLAN - PIT #M-9
R.E.V. -#53
1/4" = 1'-0"

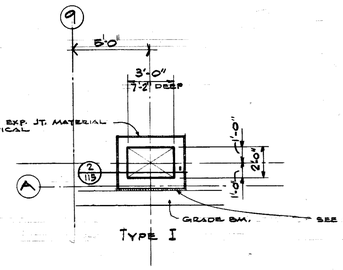

PLAN - PIT #M-10
R.E.V. -#53
1/4" = 1'-0"

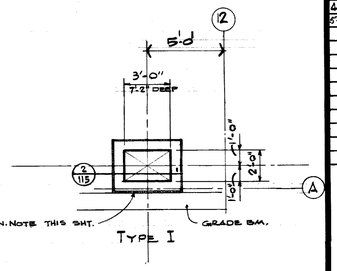

PLAN - PIT #M-11
A.S.H. -#4
1/4" = 1'-0"

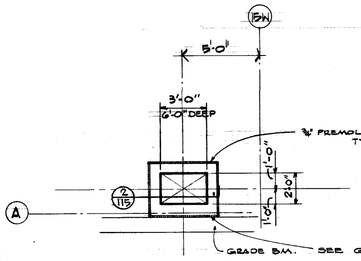

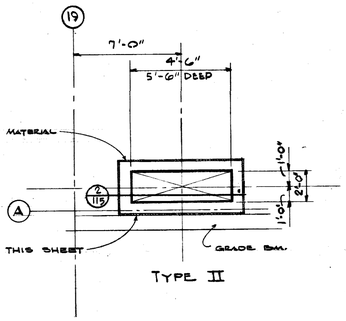

PLAN - PIT #M-12
A.S.H. -#6 @ PIT #M-12
1/4" = 1'-0"

PLAN - PIT #M-14
R.E.V. -#54
1/4" = 1'-0"

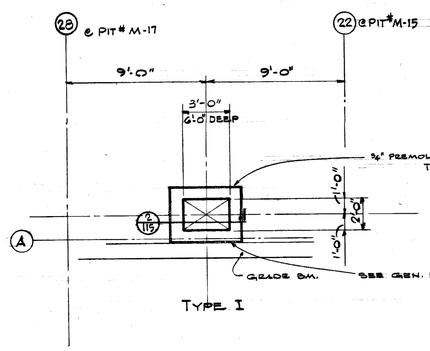

PLAN - PIT #M-15 & M-17
A.S.H. -#10 @ PIT #M-15
A.S.H. -#13 @ PIT #M-17
1/4" = 1'-0"

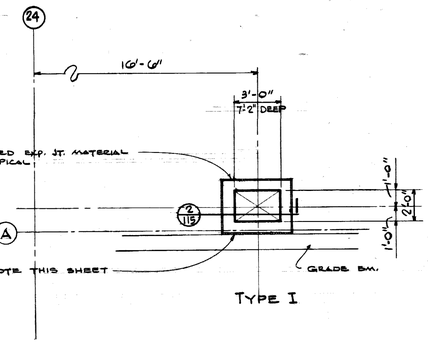

PLAN - PIT #M-16
A.S.H. -#11
1/4" = 1'-0"

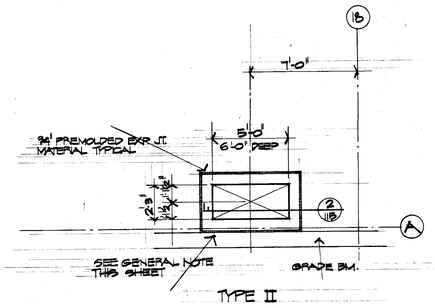

PLAN - PIT #M-13
R.E.V. - #52
1/4" = 1'-0"

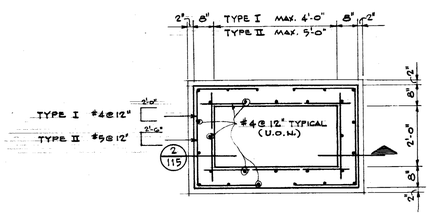

1/8,9,115 TYPE I
TYPE II
1/2" = 1'-0"

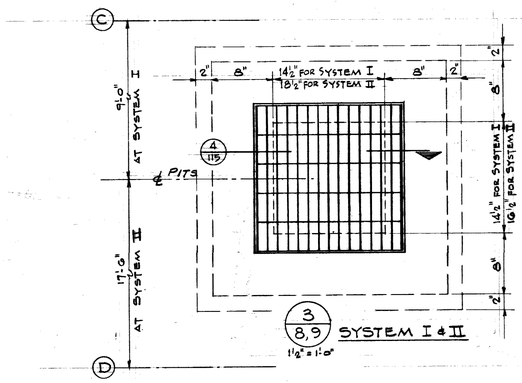

3/8,9 SYSTEM I & II
1 1/2" = 1'-0"

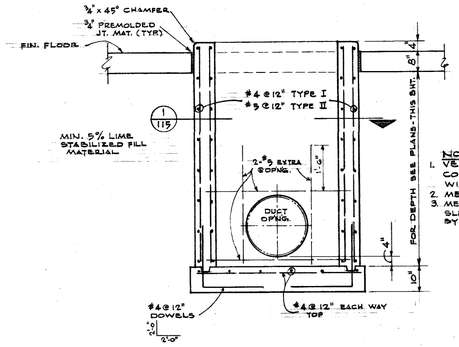

2/115 TYPE I
TYPE II
1/2" = 1'-0"

NOTE:
1. VERIFY SIZE, LOCATION AND CONDITIONS OF ALL PITS WITH MECHANICAL CONTRACTOR.
2. MECHANICAL REF. DWG. #MU9 & MU10.
3. MECH. CONTRACTOR TO FURNISH ROLLED-STL. SLEEVE FOR DUCT OPNG & INSTALLED BY PIT CONTRACTOR.

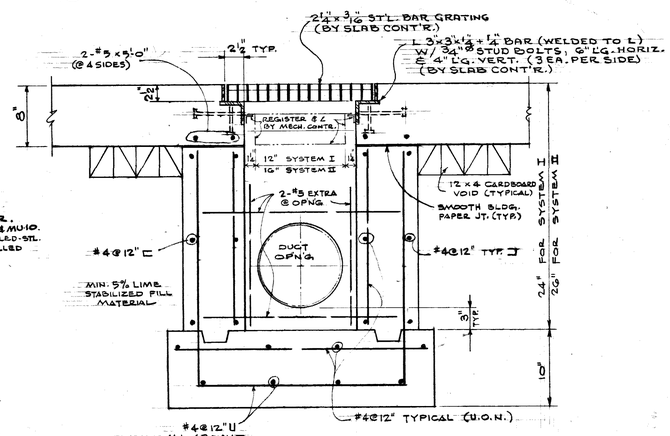

4/115
1 1/2" = 1'-0"

NOTE: SEE NOTES Nº 1, 2 & 3 ON DETAIL #2 THIS SHEET.

GENERAL NOTES:
FOR PIT Nº M-9, M-10, M-11, M-12, M-13, M-14, M-15, M-16, M-17, CW-1, CW-2 AND CW-3 EXTEND 3/4" PREMOLDED JOINT FULL DEPTH OF GRADE BEAM OR PRECAST CONCRETE PANEL BELOW FIRST FLOOR. FOR DETAILS AND ALTERNATES SEE SHEET Nº 28, 28A AND 28B.

DATE	ISSUED FOR	APPROVAL	APPROVAL
6-28-77	1ST. PL. CONC. BID		
8-29-77	PLUMBING & BUILDING BID		

NO.	DATE	BY	APPROVAL	APPROVAL
870-169	11-28-77	GN		
119-C	11-7-77	GN		
870-169	9-16-77	PD		
G1	7-7-77	MK		
PC 18	5-11-77	V.E.		

REVISIONS

CONTRACT SIGNATURES
FOR THE OWNER
FOR THE CONTRACTOR

DRAWING CERTIFIED BY
REGISTERED
STATE
NUMBER
DATE

ARGONAUT
PLANT ENGINEERING AND CONSTRUCTION
MANUFACTURING STAFF
DIVISION OF GENERAL MOTORS CORPORATION
DIRECTIVE & ENGINEERING & REAL ESTATE & CONSTRUCTION MANAGEMENT

NEW MANUFACTURING PLANT
FOR
OKLAHOMA INDUSTRIES AUTHORITY
TENANCY BY
GM ASSEMBLY DIVISION
GENERAL MOTORS CORPORATION
OKLAHOMA CITY OKLAHOMA

PROJECT TITLE

AIR EXCHANGE PIT DETAILS

SHEET TITLE

OWNER'S IDENTIFICATION
DATE
DRAWN BY R. CICCARELLO
JOB CAPT.

4500
P. E. & C. PROJECT NUMBER

115
SHEET NUMBER

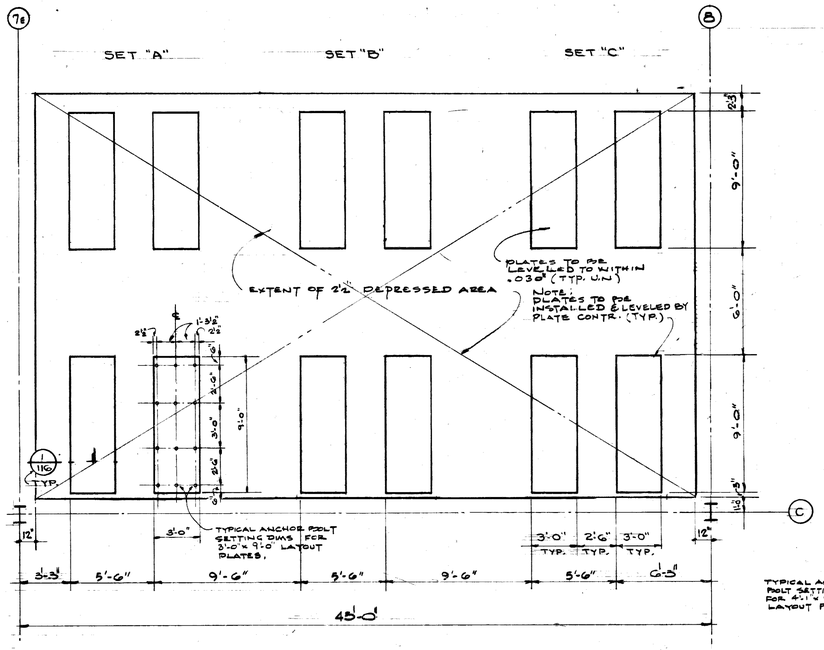

BUMPER CHECK AREA - PLAN
SCALE: 1/4" = 1'-0"

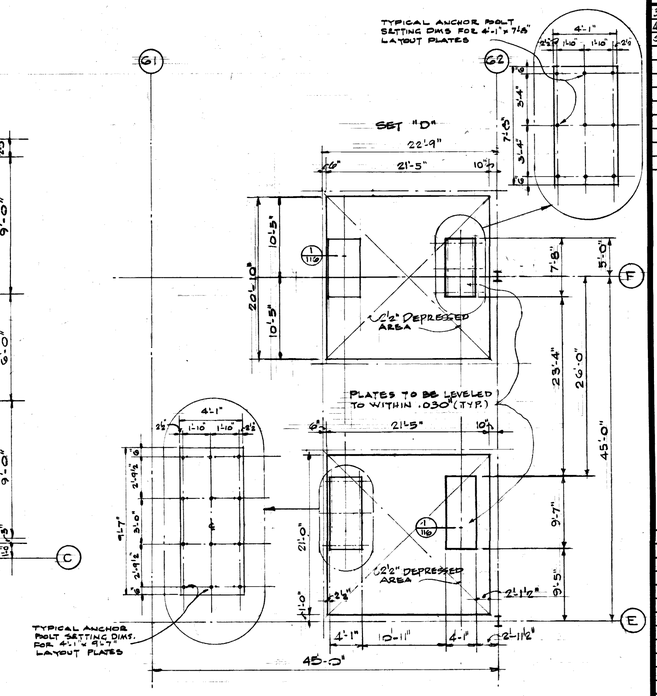

TIRE BALANCE AREA - PLAN
SCALE: 1/8" = 1'-0"

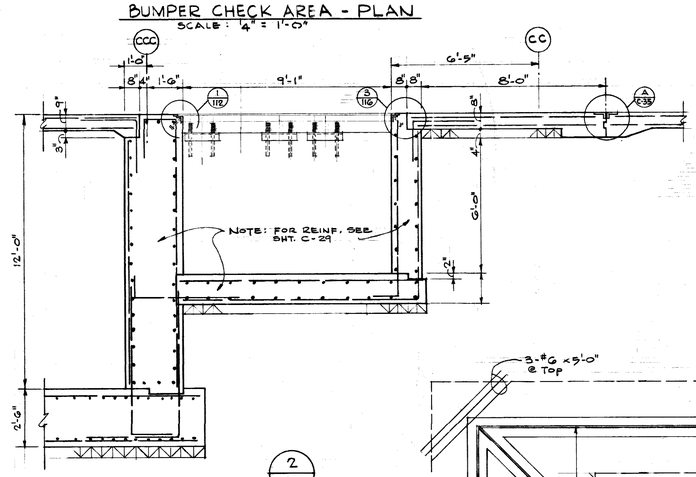

2/116
3/8" = 1'-0"

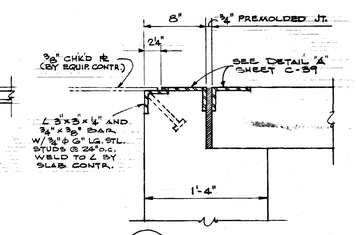

3/116
1 1/2" = 1'-0"

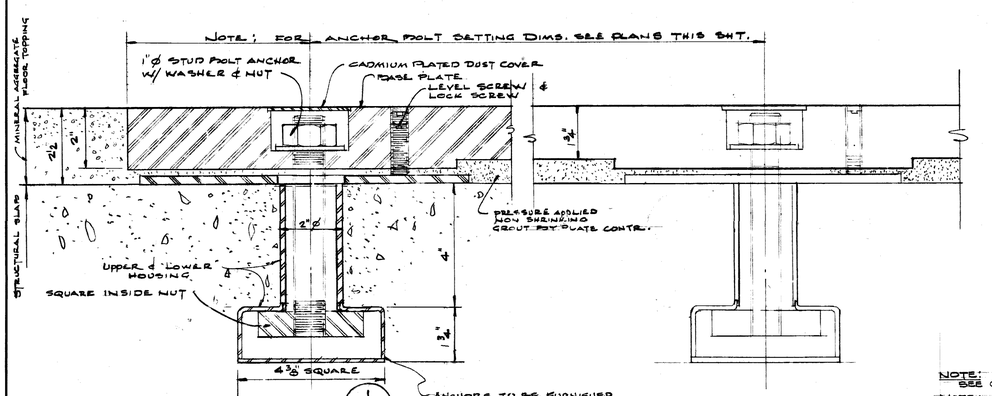

1/116
HALF SIZE

NOTE: SEE GENERAL NOTE "G.N." SHT. #92

NOTE: SEE GENERAL NOTES "G.N.1." SHT. #92

NOTE: (F.D.) FLOOR DRAIN-VERIFY SIZE, LOCATION AND CONDITIONS WITH MECH.

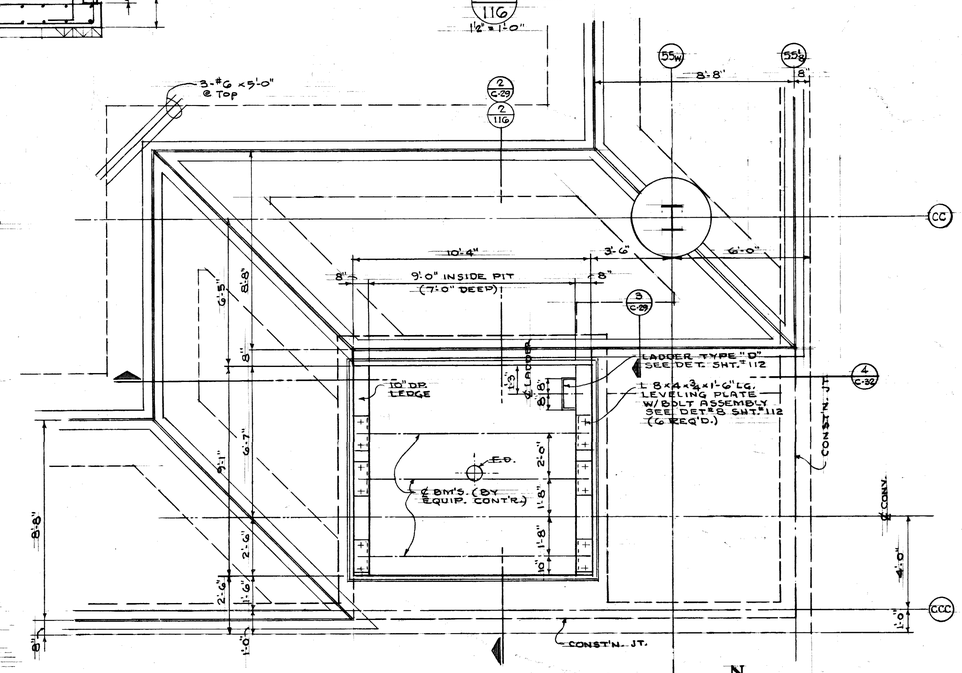

PLAN- DRIVE PIT # PT-10
3/8" = 1'-0"

DATE	ISSUED FOR	APPROVAL	APPROVAL
3-21-77	MECH & ELECT CONCEPTUAL		EEP
4-28-77	1st PL. CONC. BID		
5-27-77	SUBMITTAL & FINISHING BID		

NO.	DATE	BY	APPROVAL	APPROVAL
119-C	11-7-77	GN		
81	8-19-77	PB		
61	7-7-77	MK		
34	6-13-77	VE.		
PC-23	5-16-77	WW		
FC18	5-11-77	V.E.		

REVISIONS

CONTRACT SIGNATURES

FOR THE OWNER

FOR THE CONTRACTOR

DRAWING CERTIFIED BY

REGISTERED

STATE

NUMBER

DATE

ARGONAUT
DIVISION OF GENERAL MOTORS
GENERAL MOTORS CORPORATION
400 WEST MILWAUKEE AVENUE • DETROIT, MICHIGAN
ARCHITECTURE • ENGINEERING • REAL ESTATE • CONSTRUCTION MANAGEMENT

PLANT ENGINEERING AND CONSTRUCTION
MANUFACTURING STAFF

NEW MANUFACTURING PLANT
FOR
OKLAHOMA INDUSTRIES AUTHORITY
TENANCY BY
GM ASSEMBLY DIVISION
GENERAL MOTORS CORPORATION
OKLAHOMA CITY OKLAHOMA

PROJECT TITLE

TIRE BALANCE & BUMPER CHECK DETAILS

SHEET TITLE

OWNER'S IDENTIFICATION

P. E. & C. PROJECT NUMBER: 4500

DATE

DRAWN BY: V. ERWIN, G. BAIN

JOB CAPT.: C. B

SHEET NUMBER: 116

PROJECT NO. SHEET NO.

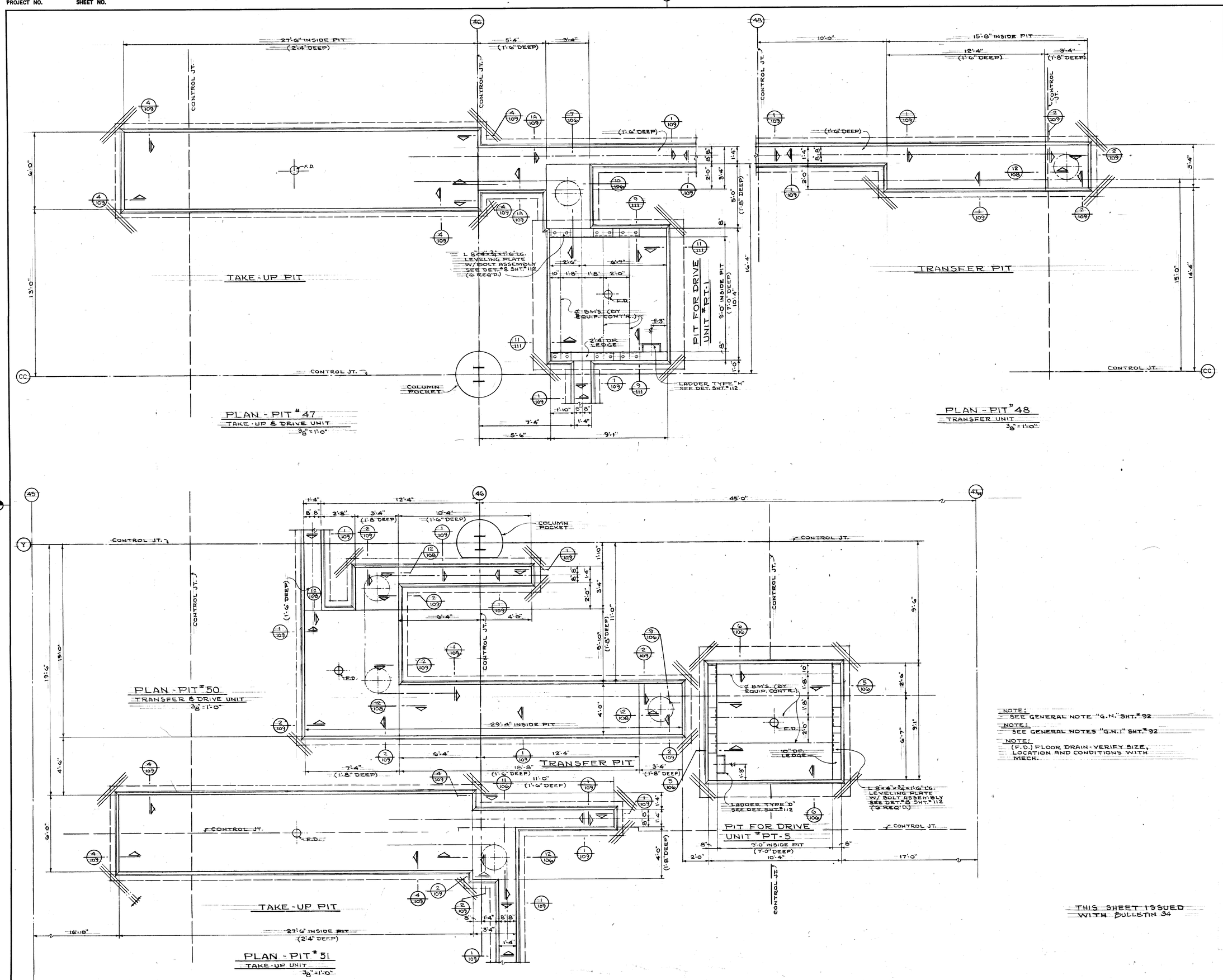

NOTE:
SEE GENERAL NOTE "G.N." SHT. #92

NOTE:
SEE GENERAL NOTES "G.N.1" SHT. #92

NOTE:
(F.D.) FLOOR DRAIN - VERIFY SIZE, LOCATION AND CONDITIONS WITH MECH.

THIS SHEET ISSUED WITH BULLETIN 34

DATE	ISSUED FOR	APPROVAL	APPROVAL
5-27-77	PRELIMINARY & PLANNING BID		

NO.	DATE	BY	APPROVAL	APPROVAL
119-C	11-7-77	GN		
61	7-7-77	MK		
34	6-13-77	V.E.		

REVISIONS

CONTRACT SIGNATURES
FOR THE OWNER
FOR THE CONTRACTOR

DRAWING CERTIFIED BY
REGISTERED
STATE
NUMBER
DATE

ARGONAUT
DIVISION OF GENERAL MOTORS
DESIGN & ENGINEERING

PLANT ENGINEERING AND CONSTRUCTION
MANUFACTURING STAFF
GENERAL MOTORS CORPORATION
465 WEST MILWAUKEE AVENUE & DETROIT, MICHIGAN

NEW MANUFACTURING PLANT
FOR
OKLAHOMA INDUSTRIES AUTHORITY
TENANCY BY
G M ASSEMBLY DIVISION
GENERAL MOTORS CORPORATION
OKLAHOMA CITY OKLAHOMA

PROJECT TITLE

PLAN OF PITS
#47, 48, 50 & 51

SHEET TITLE

OWNER'S IDENTIFICATION

4500
P.E. & C. PROJECT NUMBER

DATE

DRAWN BY V. ERWIN

JOB CAPT.

117
SHEET NUMBER

ARGO 118 REV. 12-69 KGE 17 9193 2-74 7790

PROJECT NO. SHEET NO.

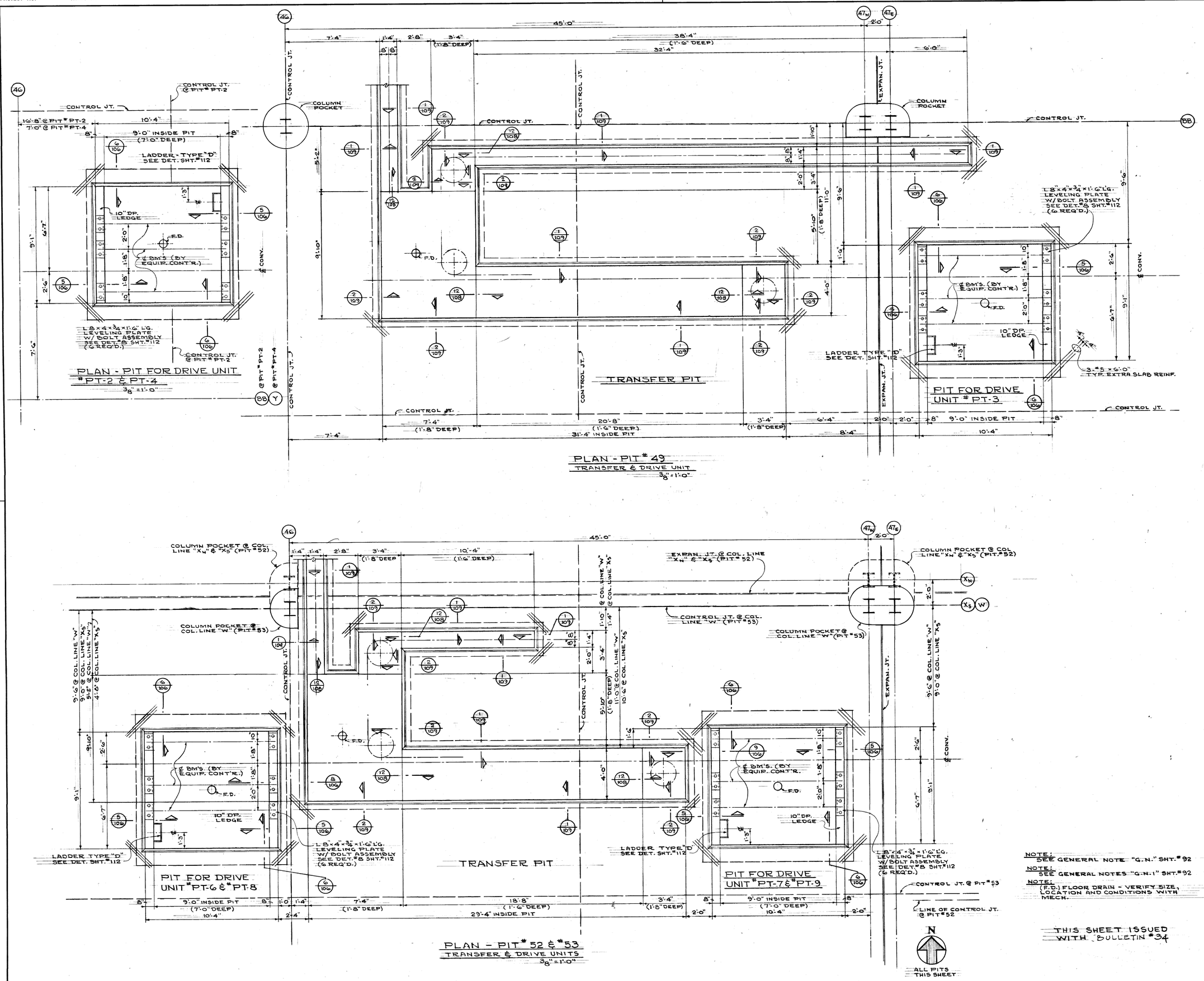

NOTE:
SEE GENERAL NOTE "G.N." SHT. # 92

NOTE:
SEE GENERAL NOTES "G.N.1" SHT. # 92

NOTE:
(F.D.) FLOOR DRAIN - VERIFY SIZE, LOCATION AND CONDITIONS WITH MECH.

THIS SHEET ISSUED WITH BULLETIN # 34

DATE	ISSUED FOR	APPROVAL	APPROVAL
5-27-77	PAINTING & FINISHING BID	J. Milewski	

NO.	DATE	BY	APPROVAL	APPROVAL
119-C	11-7-77	GN		
61	7-7-77	V.K.		
34	6-13-77	V.E.		

REVISIONS

CONTRACT SIGNATURES

FOR THE OWNER

FOR THE CONTRACTOR

DRAWING CERTIFIED BY

REGISTERED

STATE

NUMBER

DATE

ARGONAUT
DIVISION OF GENERAL MOTORS

PLANT ENGINEERING AND CONSTRUCTION
MANUFACTURING STAFF
GENERAL MOTORS CORPORATION
485 WEST MILWAUKEE AVENUE • DETROIT, MICHIGAN

NEW MANUFACTURING PLANT
FOR
OKLAHOMA INDUSTRIES AUTHORITY
TENANCY BY
G M ASSEMBLY DIVISION
GENERAL MOTORS CORPORATION
OKLAHOMA CITY OKLAHOMA

PROJECT TITLE

PLAN OF PITS
#49, 52 & 53

SHEET TITLE

OWNER'S IDENTIFICATION

4500
P.E. & C. PROJECT NUMBER

DATE

DRAWN BY V. ERWIN

JOB CAPT.

118
SHEET NUMBER

ARGO 118 REV. 12-69 KSE 17 0193 2-74 1790

PROJECT NO. SHEET NO.

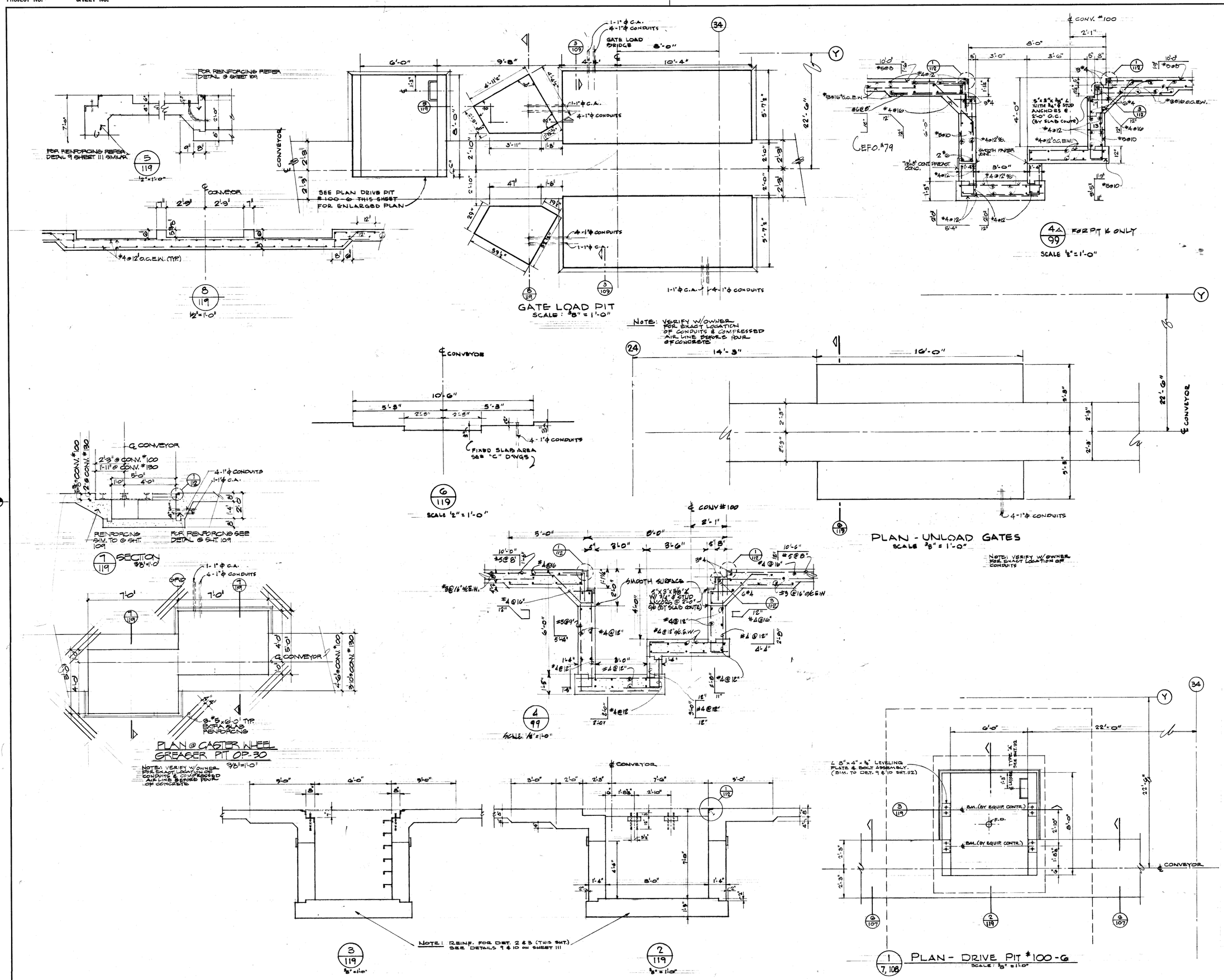

DATE	ISSUED FOR	APPROVAL	APPROVAL
6-3-77	BULL. #34		

NO.	DATE	BY	APPROVAL	APPROVAL
119-G	11-7-77	GN		
EF0 89	9-16-77	RM.		
EF0 68	8-30-77	RM.		
81	8-19-77	PB		
50	7-21-77	MK		
EF0 22	7-14-77	PB		
61	7-7-77	MK		
52	6-21-77	G.B.		

REVISIONS

CONTRACT SIGNATURES

FOR THE OWNER

FOR THE CONTRACTOR

DRAWING CERTIFIED BY

DATE

ARGONAUT
DIVISION OF GENERAL MOTORS
STRUCTURE & ENGINEERING

PLANT ENGINEERING AND CONSTRUCTION
MANUFACTURING STAFF
GENERAL MOTORS CORPORATION
485 WEST MILWAUKEE AVENUE & DETROIT, MICHIGAN

NEW MANUFACTURING PLANT

FOR
OKLAHOMA INDUSTRIES AUTHORITY
TENANCY BY
GM ASSEMBLY DIVISION
GENERAL MOTORS CORPORATION
OKLAHOMA CITY OKLAHOMA

PROJECT TITLE

PLAN OF PIT 100-G AND DETAILS

SHEET TITLE

OWNER'S IDENTIFICATION

P.E. & C. PROJECT NUMBER: 4500

DATE

DRAWN BY JR

JOB CAPT. C.S.

SHEET NUMBER: 119

ARGO 145 K&E 17 0193 8-74 2027

PROJECT NO. SHEET NO.

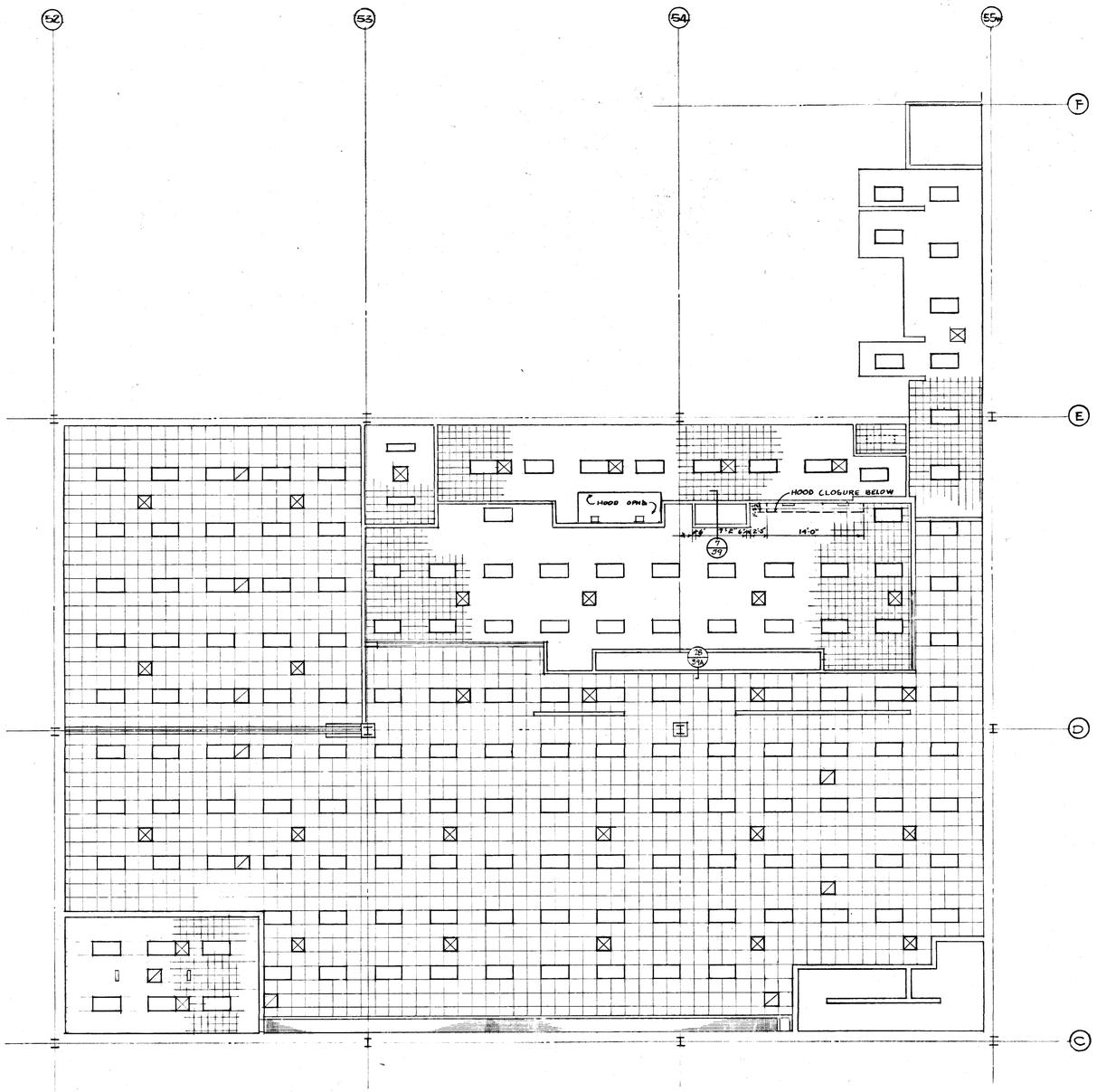

REFLECTED CEILING PLAN_ MEZZANINE # 3

SCALE = 1/8" = 1'-0"

REFLECTED CEILING PLAN_ MEZZANINE # 1

SCALE = 1/8" = 1'-0"

DATE	ISSUED FOR	APPROVAL	APPROVAL
5-26-77	ARCH BID		
5-27-77	PARTITIONS & FINISHING BID		

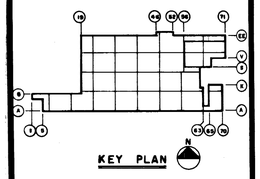

NO.	DATE	BY	APPROVAL	APPROVAL
ERC 877	8-2-78	SB		
160	5-15-78	RM		
119-C	11-7-77	GN		
90	9-6-77	PB		
61	7-7-77	MK		

REVISIONS

CONTRACT SIGNATURES

FOR THE OWNER

FOR THE CONTRACTOR

DRAWING CERTIFIED BY

REGISTERED

STATE

NUMBER

DATE

ARGONAUT DIVISION OF GENERAL MOTORS

PLANT ENGINEERING AND CONSTRUCTION

MANUFACTURING STAFF

GENERAL MOTORS CORPORATION
485 WEST MILWAUKEE AVENUE • DETROIT, MICHIGAN

NEW MANUFACTURING PLANT
FOR
OKLAHOMA INDUSTRIES AUTHORITY
TENANCY BY
G M ASSEMBLY DIVISION
GENERAL MOTORS CORPORATION
OKLAHOMA CITY OKLAHOMA

PROJECT TITLE

REFLECTED CEILING PLANS
MEZZ. NO. 1 & 3

SHEET TITLE

OWNER'S IDENTIFICATION

4500
P. E. & C. PROJECT NUMBER

DATE

DRAWN BY

JOB CAPT. C. Beiser

120
SHEET NUMBER

ARGO 115 REV. 12-69 KME 17 0152 5-74 1700

PROJECT NO. SHEET NO.

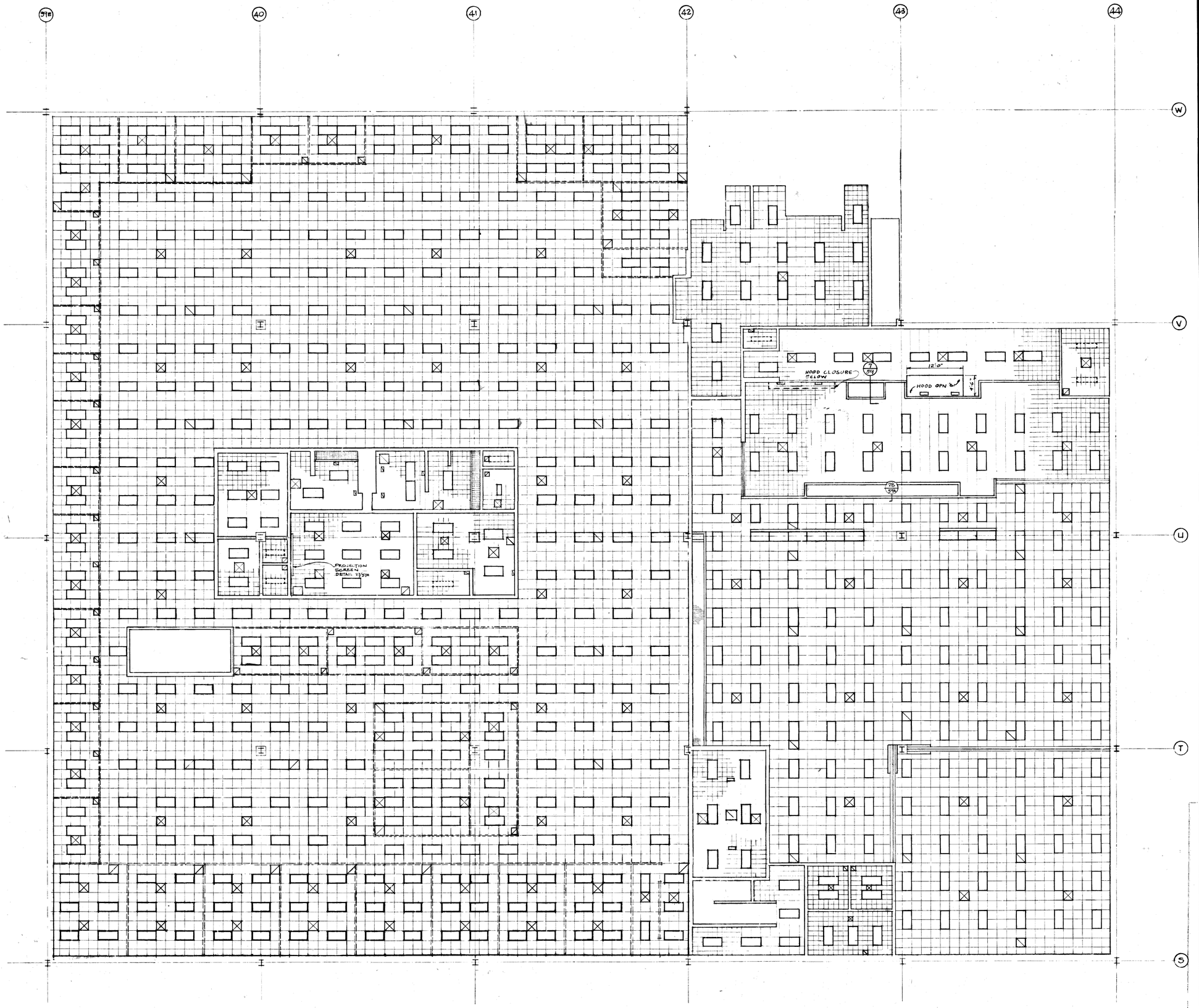

REFLECTED CEILING PLAN - MEZZANINE #2

SCALE: 1/8" = 1'-0"

DATE	ISSUED FOR	APPROVAL	APPROVAL
6-24-77	A.R. H. BID		
5-27-77	DRAFTING & FINISHING BID		

NO.	DATE	BY	APPROVAL	APPROVAL
160	5-15-78	RM		
158	3-20-78	SB		
157	2-15-78	SB		
131	1-23-78	SB		
110-C	11-7-77	GN		
80	9-2-77	PB		
61	7-7-77	MK		

REVISIONS

CONTRACT SIGNATURES

FOR THE OWNER

FOR THE CONTRACTOR

DRAWING CERTIFIED BY

REGISTERED

STATE

NUMBER

DATE

ARGONAUT

PLANT ENGINEERING AND CONSTRUCTION

MANUFACTURING STAFF

GENERAL MOTORS CORPORATION

GEN'L OFF. GENERAL MOTORS CORPORATION 450 WEST MILWAUKEE AVENUE & DETROIT, MICHIGAN

NEW MANUFACTURING PLANT
FOR
OKLAHOMA INDUSTRIES AUTHORITY
TENANCY BY

G M ASSEMBLY DIVISION

GENERAL MOTORS CORPORATION

OKLAHOMA CITY OKLAHOMA

PROJECT TITLE

REFLECTED CEILING PLANS
MEZZ NO. 2

SHEET TITLE

OWNER'S IDENTIFICATION

4500

P. E. & C. PROJECT NUMBER

DATE

DRAWN BY

JOB CAPT. C. BEISER

121

SHEET NUMBER

ARGO 116 REV. 12-69 KSE 17 0183 2-74 1790-

PROJECT NO. SHEET NO.

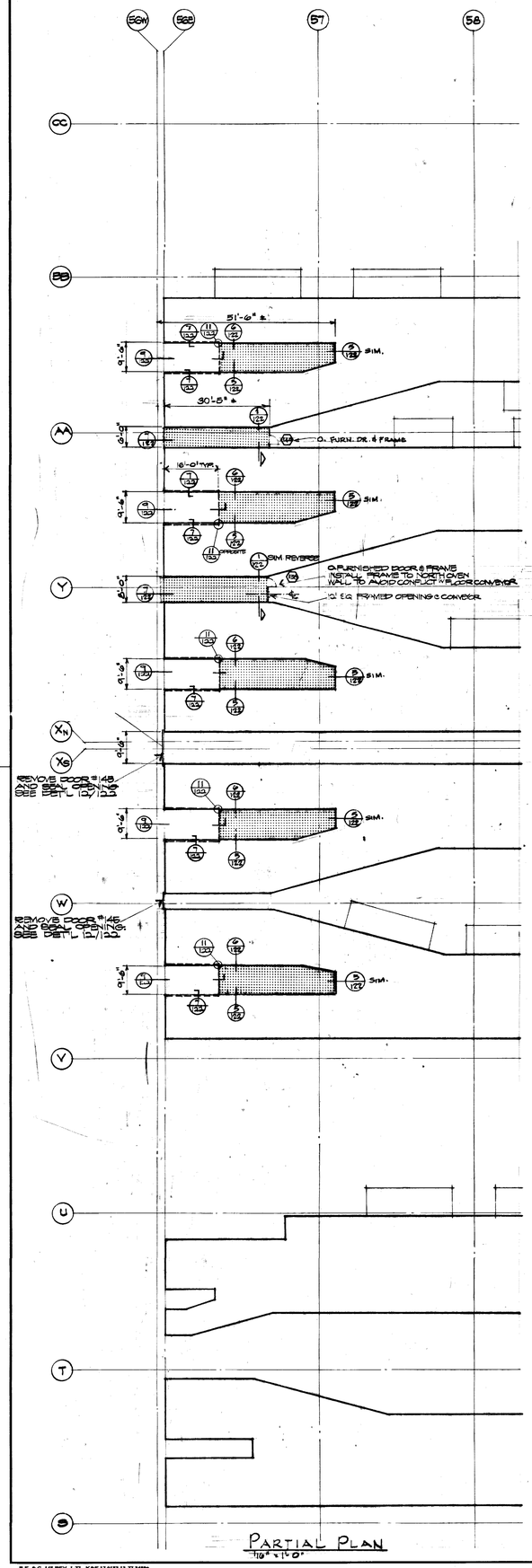

PARTIAL PLAN
1/16" = 1'-0"

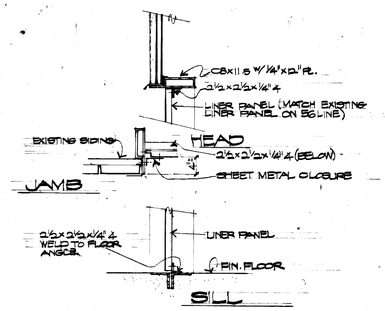

19/122 CLOSURE DET'L @ DRS. #143, 145
SCALE: 3/4" = 1'-0"

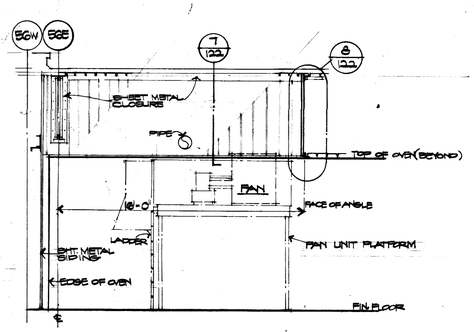

9/122

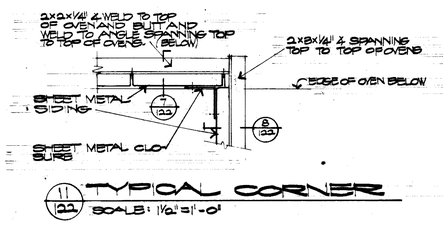

11/122 TYPICAL CORNER
SCALE: 1 1/2" = 1'-0"

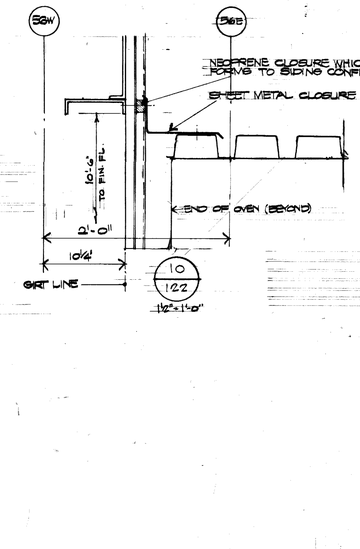

10/122
1 1/2" = 1'-0"

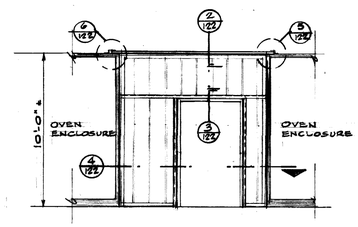

1/122
1/4" = 1'-0"

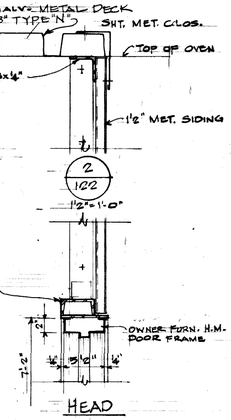

3/122
1 1/2" = 1'-0"

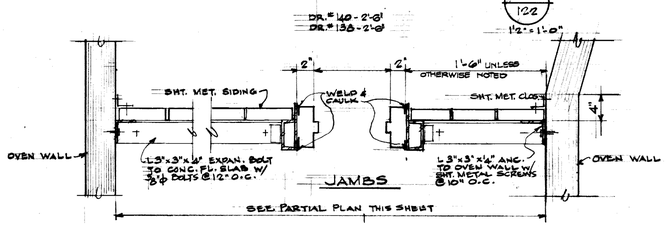

4/122
1 1/2" = 1'-0"

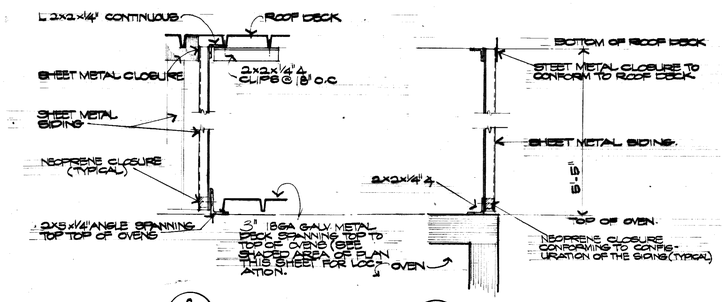

8/122 7/122

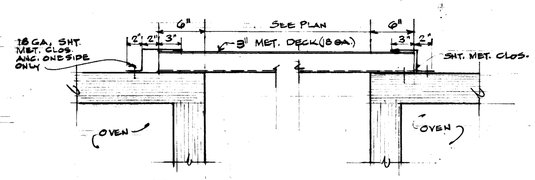

6/122 5/122
1 1/2" = 1'-0"

GENERAL NOTES:

1. VERIFY IN FIELD FOR ALL PENETRATIONS IN METAL SIDING. OPENINGS GREATER THAN 12" SQ. MUST HAVE ANGLE STIFFENERS.
2. VERIFY IN FIELD ALL DIMENSIONS
3. SHADED AREA OF THE PARTIAL PLAN REPRESENTS AREA TO RECEIVE METAL DECK CEILINGS PER DETAILS 5/122 AND 6/122
4. DASHED LINES ON THE PARTIAL PLAN REPRESENTS METAL SIDING WHICH EXTENDS TO THE UNDERSIDE OF ROOF DECK PER DETAILS 8/122 AND 7/122.

DATE	ISSUED FOR	APPROVAL	APPROVAL
1-8-79	BULL. #176		

NO.	DATE	BY	APPROVAL	APPROVAL

REVISIONS

CONTRACT SIGNATURES	DRAWING CERTIFIED BY
FOR THE OWNER	
FOR THE CONTRACTOR	DATE

Plant Engineering & Construction

General Motors Corporation 485 West Milwaukee Avenue Detroit, Michigan 48202

NEW MANUFACTURING PLANT
FOR
OKLAHOMA INDUSTRIES AUTHORITY
TENANCY BY
G M ASSEMBLY DIVISION
GENERAL MOTORS CORPORATION
OKLAHOMA CITY OKLAHOMA

PROJECT TITLE

OVEN PASSAGEWAYS
PLAN & DETAILS

SHEET TITLE

OWNER'S IDENTIFICATION	4500 P. E. & C. PROJECT NUMBER
DATE	
DRAWN BY	122
JOB CAPT.	SHEET NUMBER

P.E. & C. 148 REV. 1-77 K&E 17 5123 12-77 3489+