25-0428

RR44 - RR 24 SIDEWALK REPAIRS

STONE BAY, CAMP LEJEUNE, N.C.

VICINITY MAP

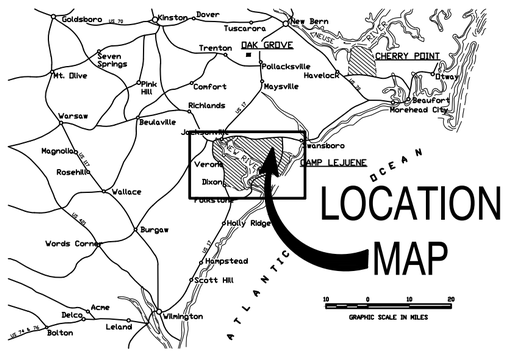

LOCATION MAP

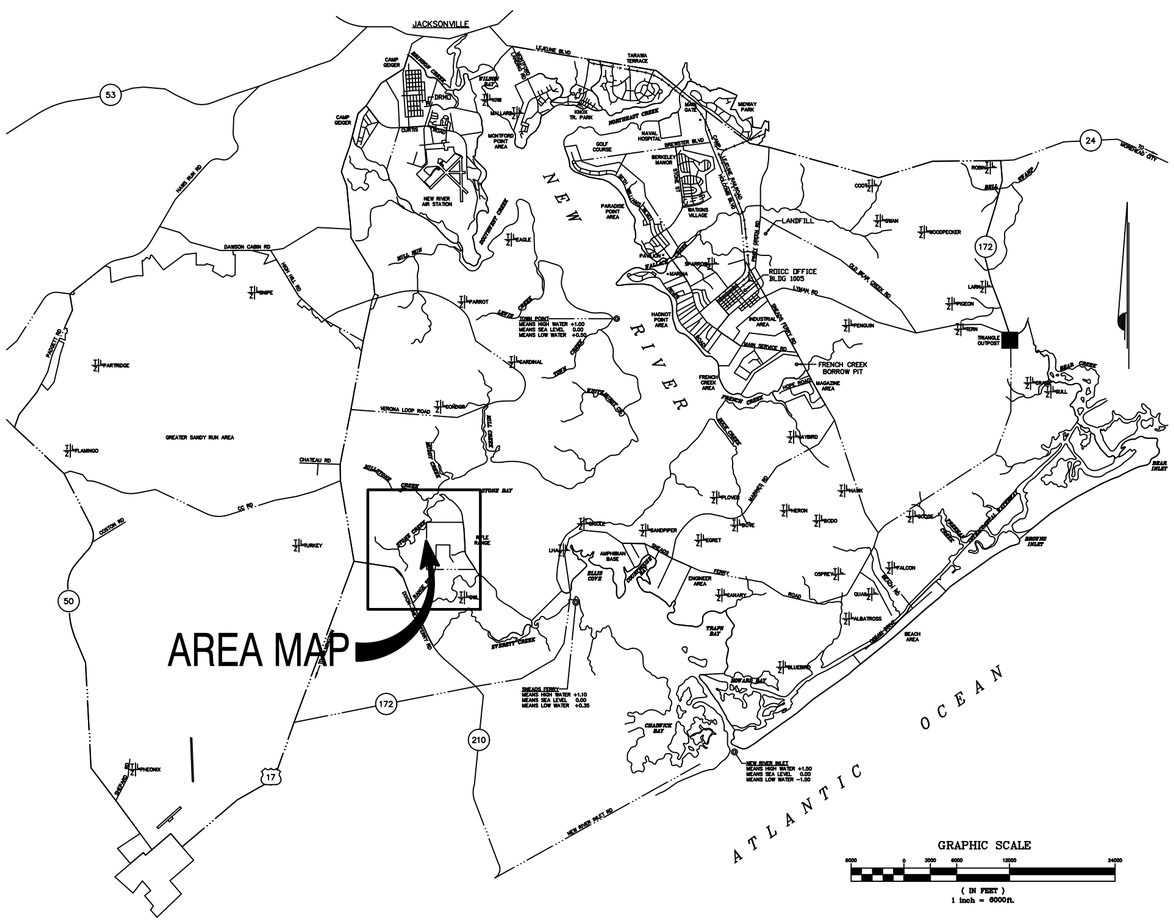

DRAWING INDEX

SHEET #	SHEET NAME
T-1	TITLE SHEET, AREA MAPS
A1	NOTES, SOW, DETAILS

AREA MAP

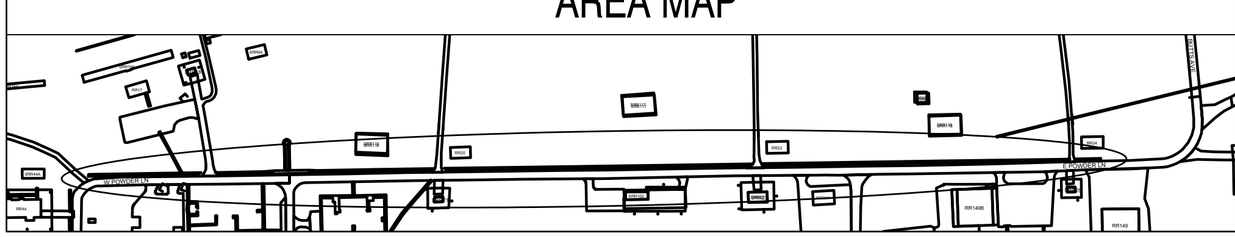

PROJECT AREA

RR44 - RR24 SIDEWALK REPAIRS

POWDER LN

SHEET 1 OF 2

CONTRACT # 25-0428

DWG: MARK RAMSDELL

PROJECT # 25M055CN

USMC CAMP LEJEUNE

T1

TITLE PAGE

WILSON GATE GUARD RAIL REPAIRS:

SCOPE OF WORK: The contractor shall provide all material, labor, equipment and supervision required to accomplish the following.

GENERAL DESCRIPTION: This scope of work is to be accomplished at the off Powder Lane in Stone Bay, Camp Lejeune NC. The work includes removal and replacement of damaged sidewalks.

DETAILED REQUIREMENTS AND SPECIFICATIONS: The contractor shall take his own field measurements in determining required materials and costs for the following.

SPECIAL SCHEDULING AND ACCESS: Access and scheduling to the work area shall be arranged through Contracting Officer's Representative for the OICC office. Point of Contact for access to site is Contracting Officer's Representative for the OICC office.

NOTES:

1. The measurements and quantities furnished here are for reference only. The contractor is responsible for actual field verification prior to bidding, ordering material and during every step of construction for existing surfaces, dimensions and conditions.
2. Repair, refinish of areas damaged or disturbed by new work to be provided under this contract.
3. Properly remove, haul, and dispose of all debris. The Base Landfill may be utilized. The contractor shall not utilize the dumpster provided by Camp Lejeune for the occupants of the buildings. The hours of operations are 0730-1530 Monday- Thursday and 0730-1430 on Friday. delivery of acceptable materials (identified above) shall be by appointment only. Appointment made by phone at 1-910-457-5011 or 1-910-451-2946.
4. The Contracting officer will register the contract via E-mail, with the base landfill. All haul vehicles will maintain a secure vehicle placed as a condition to utilize the scale. E-mail the contractors information to the Landfill Clerk, include the name on the Prime contractor, contract number, job name / description, completion date and whether or not any above material will be delivered to the Landfill.
5. Prior to performing "HOT WORK" (welding, cutting, ect.) or operating other flame -producing spark producing devices, a written permit shall be requested from the Fire Division. CONTRACTORS ARE REQUIRED TO MEET ALL CRITERIA BEFORE A PERMIT IS ISSUED. The contractor will provide at least two (2) twenty (20) pound 4A:20 BC rated extinguishers for normal "HOT WORK". All extinguishers shall be current inspection tagged, approved safety pin and tamper resistant seal. It is also mandatory to have a designated FIRE WATCH for any "HOT WORK" done at this activity. The Fire watch shall be trained in accordance with NFPA 51B and remain on site for a minimum of thirty (30) minutes after work is completed.
6. Contractor is to be aware of all rules, regulation and codes required for successful completion of project.

SUBMITTALS:

1. AFTER AWARD: The Contractor shall furnish the ROICC, material, specifications for selection and approval prior to the ordering and installation of said materials.
2. The contractor is required to submit a schedule detailing when they and or any subcontractor will be working. The schedule must be approved by Government before beginning work.
3. The contractor shall submit the manufacture's product specifications, complete with technical products data for all of the material being used in this process. The product specification shall as a minimum, provide the technical details on the following items.
4. Submit:
   A. SHOP DRAWINGS.
   B. INSTALLATION DRAWINGS /shop drawings
   C. PRODUCT DATA
      C.A. Manufactures technical data Sheet
      C.B. Material Safety Data Sheets (MADA)
      C.C. Maintenance Data
   D. WARRANTY (10 year Commercial Limited Warranty)
6. Qualifications:
   6.1. Fabricator Qualifications: Minimum of three years documented experience in construction similar in scope and complexity to this Project. Currently certified by the manufacturer as acceptable fabricator.
   6.2. Installer Qualification: Minimum of three years documented installation experience for project similar in scope and complexity to this project and currently certified by manufacturer as an acceptable installer.

SCOPE OF WORK:

1. Cut sidewalks with a concrete saw at each end of the sections being removed, to insure a straight edge. The sections being removed are marked with orange marking paint.
2. Remove and dispose of damaged concrete sidewalks. There is approximately 415 linear feet of 5 foot wide sidewalk to be replaced. Contractor required to verify exact quantity at pre-bid site visit.
3. Existing sidewalks are of various thicknesses, and are to be formed and replaced with 4-inch deep, wire reinforced, 3,000-psi concrete at existing height, length and width.
4. There is approximately 2,075 square feet of sidewalks to be poured. Sidewalks must be re poured so water does not stand on walk, surfaces will be broom finished. Relief joints are to match the existing sidewalks, 5' O.C. max.
5. All debris must be removed from the work site on a daily basis.
6. Concrete shall be replaced within 72 hours of removal, weather permitting.
7. Forms shall be removed and the ground backfilled around sidewalks to prevent tripping hazards. Replacement areas shall be barricaded off until concrete has been poured and forms removed and ground has be backfilled around forms.
8. Contractor shall repair all grass, grounds and roads disturbed by construction to original state prior to construction.

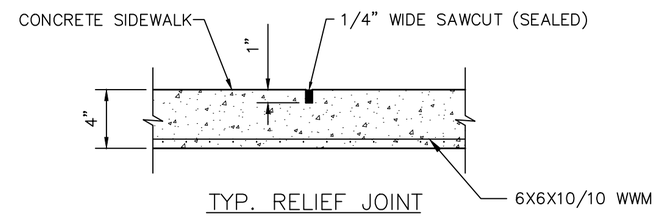

TYP. RELIEF JOINT

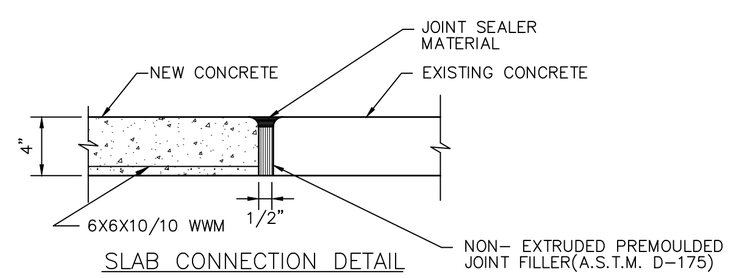

SLAB CONNECTION DETAIL

1 / A1 SIDEWALK DETAILS

1-1/2" = 1'-0" 0 6" 1' 2'

POWDER LN | SHEET 2 OF 2
CONTRACT # 25-0428
DWG: MARK RAMSDELL | PROJECT # 25M055CN
RR44 - RR24 SIDEWALK REPAIRS
USMC CAMP LEJEUNE
A1
NOTES/SOW/DETAILS

26-0405
MTI REFLECTOR TOWERS
NEW CONCRETE PADS

NEW RIVER AIR STATION, N.C.

VICINITY MAP

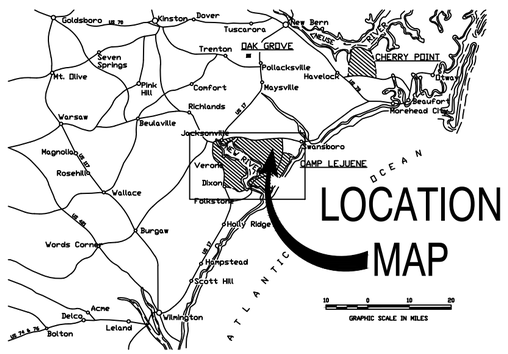

LOCATION MAP

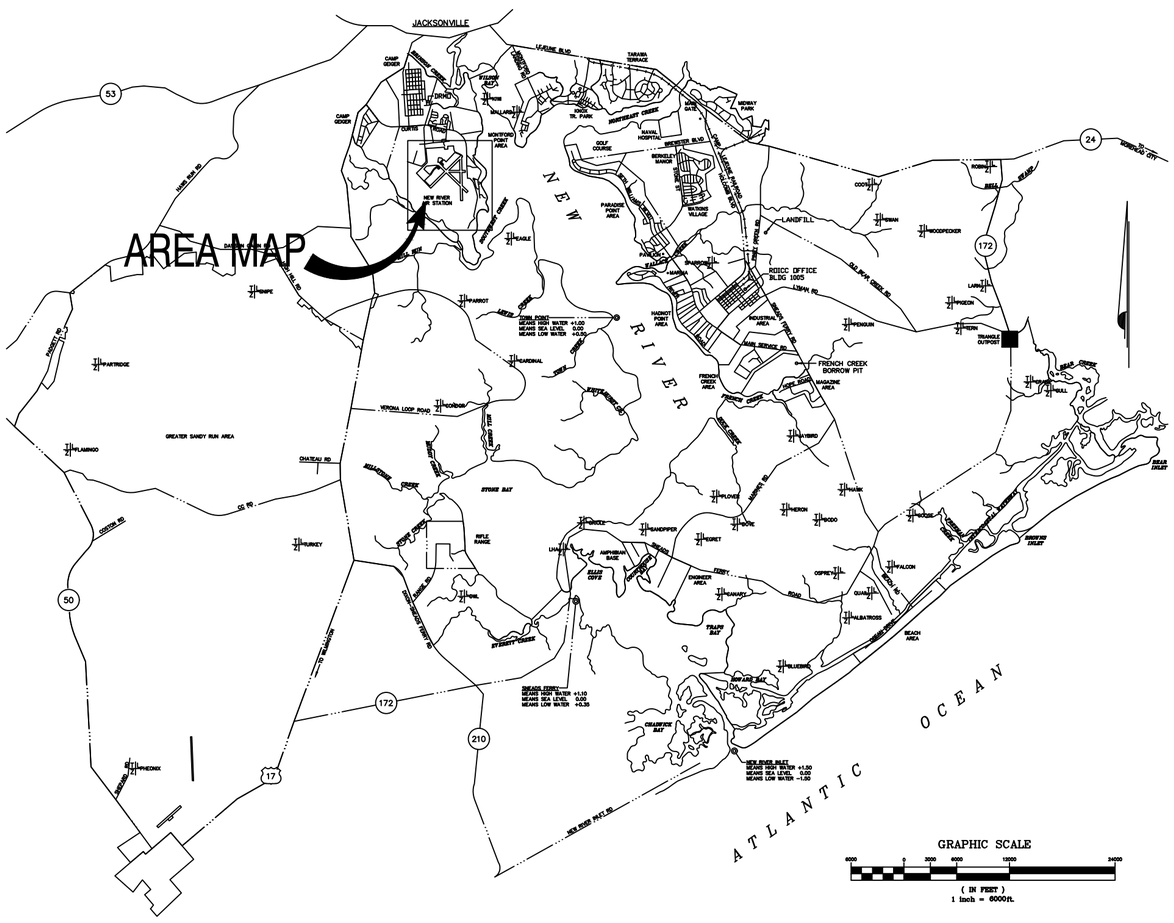

AREA MAP

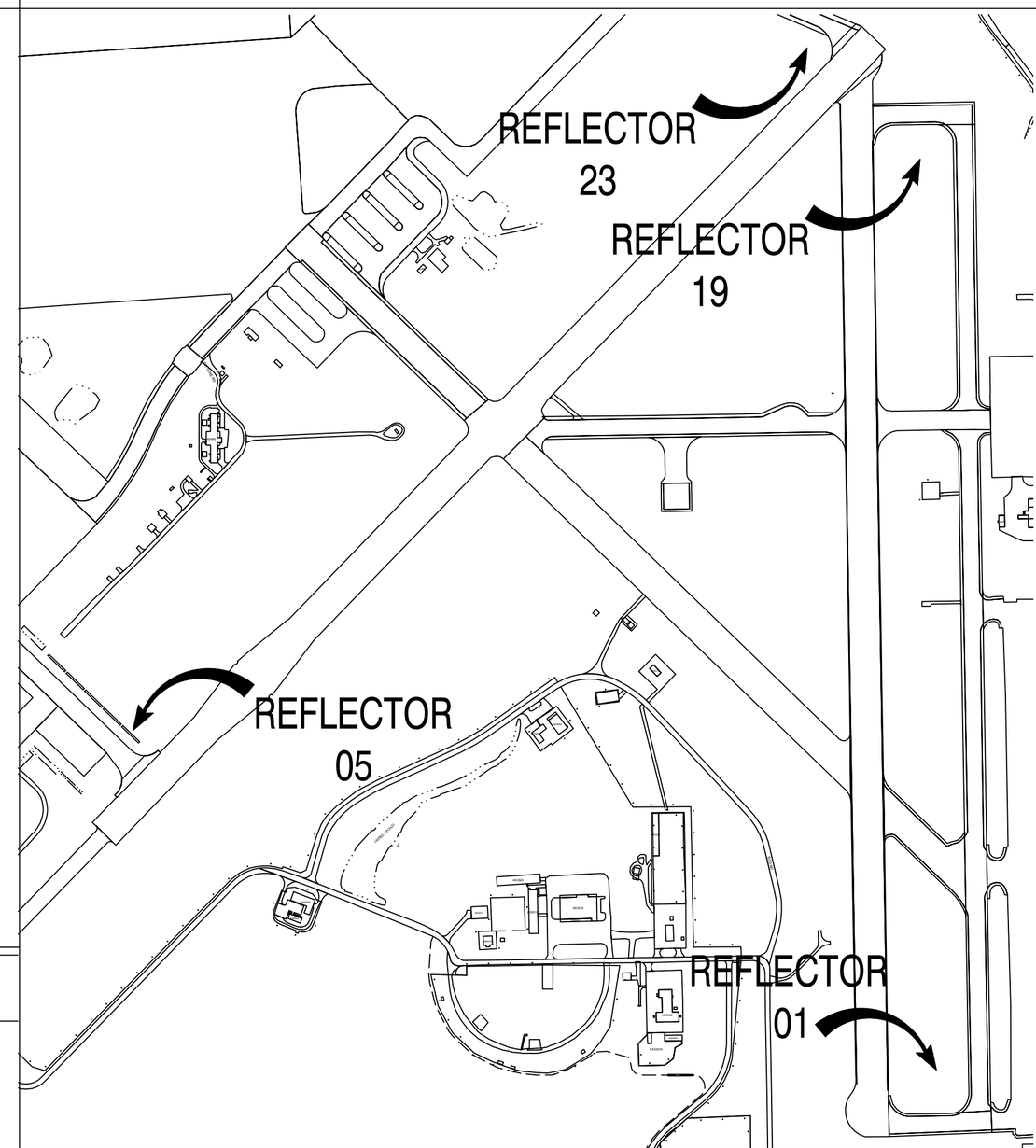

DRAWING INDEX

SHEET #	SHEET NAME
T-1	TITLE SHEET, AREA MAPS
A1	NOTES
A2	FLOOR PLAN, NOTES
A3	DETAILS

REFLECTORS 01 05 19 23 | SHEET 1 OF 4

CONTRACT # 26-0405

DWG: MARK RAMSDELL | PROJECT # 26R001N

MTI REFLECTOR TOWERS
NEW CONCRETE PADS
USMC CAMP LEJEUNE

T1

TITLE PAGE

MTI REFLECTOR PADS

SCOPE OF WORK: The contractor shall provide all material, labor, equipment and supervision required to accomplish the following.

GENERAL DESCRIPTION: This scope of work is to be accomplished on the flightline located on New River Air Station, North Carolina. The work includes pouring (4) new 4" concrete slabs measuring 20'x22'-6" each over crushed rock at existing MTI reflector locations. (3) of the sites will include minimal site work to ensure level slab, (1) site includes building of retaining wall and dirt infill to create level slab. To accomplish this the contractor will be required to build as indicated on drawings.

DETAILED REQUIREMENTS AND SPECIFICATIONS: The contractor shall take his own field measurements in determining required materials and costs for the following.

SPECIAL SCHEDULING AND ACCESS: Access and scheduling to the work area shall be arranged through Contracting Officer's Representative for the OICC office and the tenant of the building. Point of Contact for access to building is contracting officer.

NOTES:

1. The measurements and quantities furnished here are for reference only. The contractor is responsible for actual field verification prior to bidding, ordering material and during every step of construction for existing surfaces, dimensions and conditions.

2. Repair, refinish of areas damaged or disturbed by new work to be provided under this contract.

3. Properly remove, haul, and dispose of all debris. The Base Landfill may be utilized. The contractor shall not utilize the dumpster provided by Camp Lejeune for the occupants of the buildings. The hours of operations are 0730-1530 Monday- Thursday and 0730-1430 on Friday. delivery of acceptable materials (identified above) shall be by appointment only. Appointment made by phone at 1-910-457-5011 or 1-910-451-2946.

4. The Contracting officer will register the contract via E-mail, with the base landfill. All haul vehicles will maintain a secure vehicle placed as a condition to utilize the scale. E-mail the contractors information to the Landfill Clerk, include the name on the Prime contractor, contract number, job name / description, completion date and whether or not any above material will be delivered to the Landfill.

5. Prior to performing "HOT WORK" (welding, cutting, ect.) or operating other flame -producing spark producing devices, a written permit shall be requested from the Fire Division. CONTRACTORS ARE REQUIRED TO MEET ALL CRITERIA BEFORE A PERMIT IS ISSUED. The contractor will provide at least two (2) twenty (20) pound 4A:20 BC rated extinguishers for normal "HOT WORK". All extinguishers shall be current inspection tagged, approved safety pin and tamper resistant seal. It is also mandatory to have a designated FIRE WATCH for any "HOT WORK" done at this activity. The Fire watch shall be trained in accordance with NFPA 51B and remain on site for a minimum of thirty (30) minutes after work is completed.

6. Contractor is to be aware of all rules, regulation and codes required for successful completion of project.

7. Preserve and protect all communication lines.

SUBMITTALS:

1. AFTER AWARD: The Contractor shall furnish the ROICC, material, specifications for selection and approval prior to the ordering and installation of said materials.

2. The contractor is required to submit a schedule detailing when they and or any subcontractor will be working. The schedule must be approved by Government before beginning work.

3. The contractor shall submit the manufacture's product specifications, complete with technical products data for all of the material being used in this process. The product specification shall as a minimum, provide the technical details on the following items.

4. Submit:
   A. SHOP DRAWINGS.
   B. INSTALLATION DRAWINGS /shop drawings
   C. PRODUCT DATA
      C.A. Manufactures technical data Sheet
      C.B. Material Safety Data Sheets (MADA)
      C.C. Maintenance Data
   D. WARRANTY (10 year Commercial Limited Warranty)

6. Qualifications:
   6.1. Fabricator Qualifications: Minimum of three years documented experience in construction similar in scope and complexity to this Project. Currently certified by the manufacturer as acceptable fabricator.
   6.2. Installer Qualification: Minimum of three years documented installation experience for project similar in scope and complexity to this project and currently certified by manufacturer as an acceptable installer.

New Concrete:

1. New concrete shall be a minimum 4-inch deep, 4000-psi fibrillated fiber reinforced concrete. Height, length and width as shown on plans.
   1.1. Fibrillated fiber reinforced concrete shall be a minimum of 4000-psi with a maximum 4-inch slump.
      1.1.1. The water -cement ratio shall not exceed the manufacturer's recommendations. The contractor shall provide a batch ticket to the contracting officer, stating the cement water ratio needed for a 4-inch slump and the amount of water added by the receiver.
      1.1.2. Fibrillated fiber reinforcement shall have a minimum ratio of 1-1/2 lbs per yard.
2. Expansion joints consisting of 1/2" compressible material should be placed wherever the new pad abuts another rigid structure.
3. Surfaces shall have a broom finish. The only means a contractor shall add water to the surface of the concrete for finishing is with fog spray or wet burlap.
4. Mechanically cut relief joint as shown on plans.
   4.1. Relief joints shall be mechanically cut to into the concrete within 24 hours of the concrete being poured.
   4.2. Saw cut relief joints to a minimum depth of a ¼- inch for every 1-inch thickness of concrete poured.
5. All debris shall be removed from the work site on a daily basis.
6. Forms shall be removed and the ground backfilled, with top soil to prevent tripping hazards.

NOTES:
1. TOP OF CONCRETE SLABS TO BE FLUSH WITH EXISTING GUYWIRE & REFLECTOR FOUNDATIONS.
2. REFLECTORS (RF) 01, 19, & 23 WILL BE SLAB ON GRADE. RF 05 WILL REQUIRE CONSTRUCTION OF RETAINING WALL AND DIRT INFILL TO BRING SLAB FLUSH WITH EXISTING FOUNDATIONS. SEE DETAIL 2/A-3.
3. EXISTING SOIL HAS TESTED POSITIVE FOR PFAS. NO EXISTING SOIL IS TO LEAVE THE AIRFIELD. ANY SOIL REQUIRED TO BE SCRAPED AND REMOVED FROM RF 01, 19 & 23 MAY BE USED AS INFILL AT RF 05.

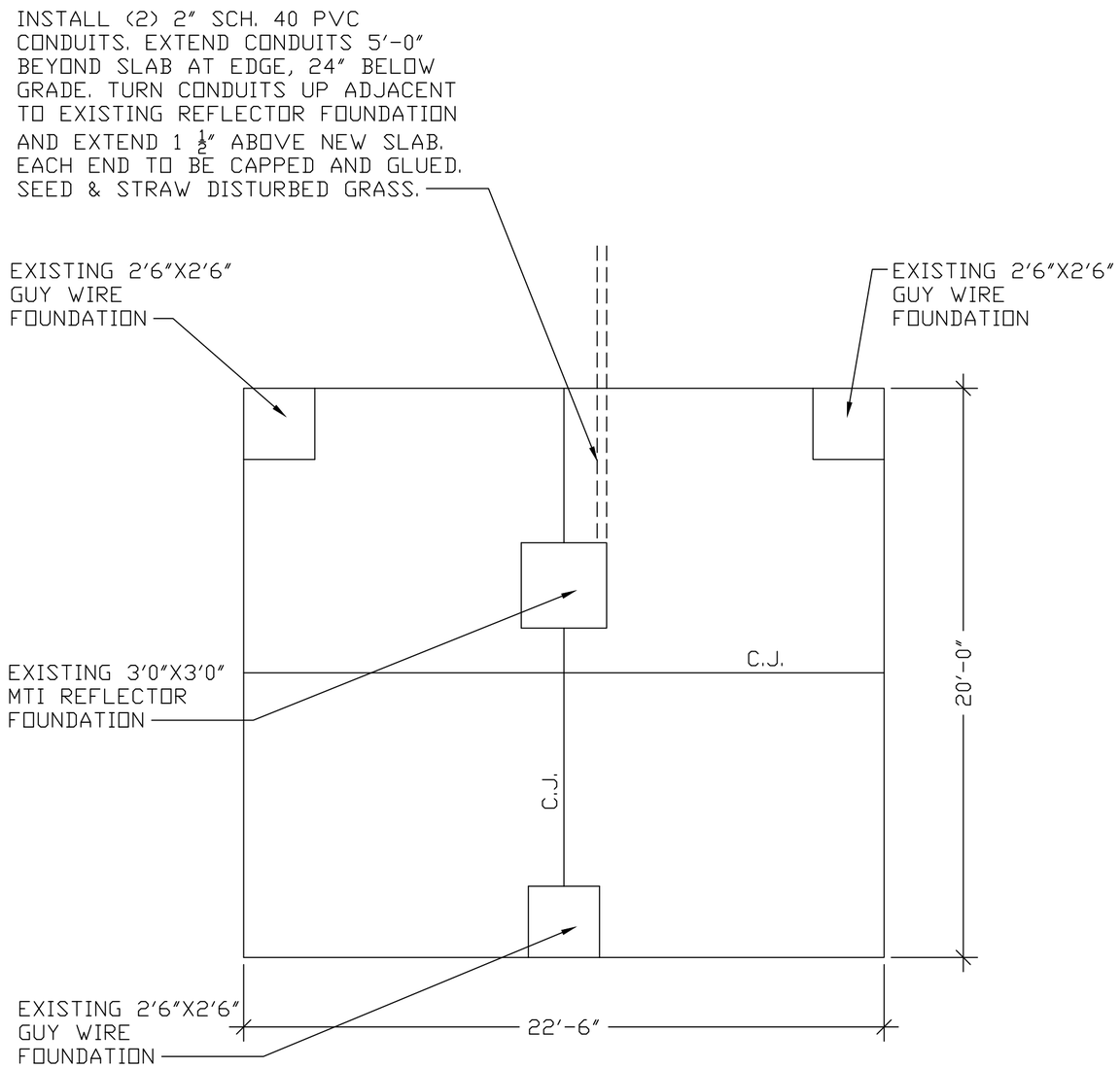

1 / A2 NEW CONCRETE PAD PLAN

1/4" = 1'-0" 0 5' 10'

MTI REFLECTOR TOWERS
NEW CONCRETE PADS
USMC CAMP LEJEUNE

REFLECTORS 01 05 19 23 | SHEET 3OF 4
CONTRACT # 26-0405
DWG: MARK RAMSDELL | PROJECT # 26R001N

A2

H.C. RAMP PLANS

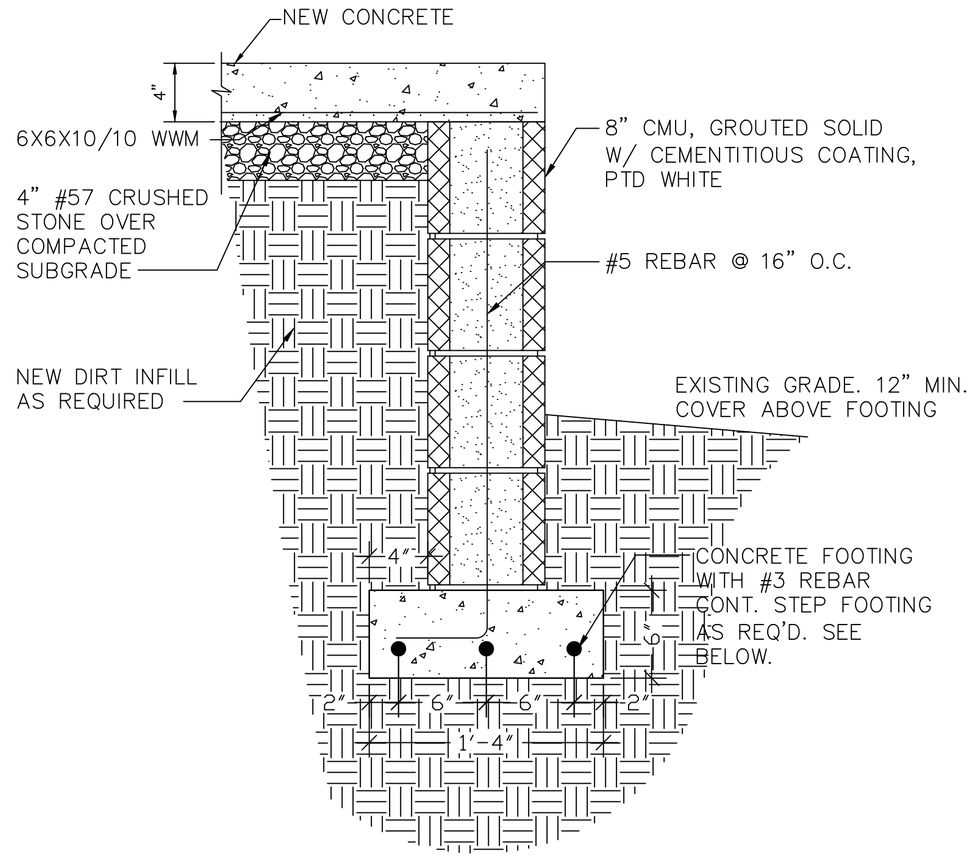

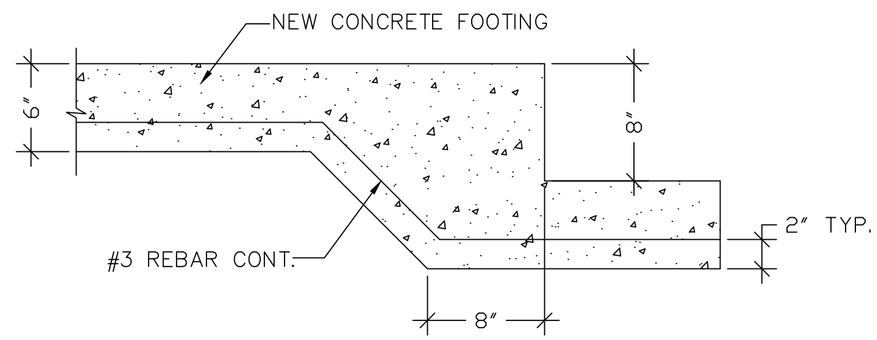

STEP FOOTING DETAIL

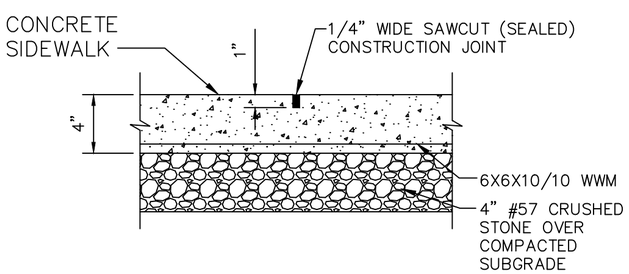

TYP. RELIEF JOINT

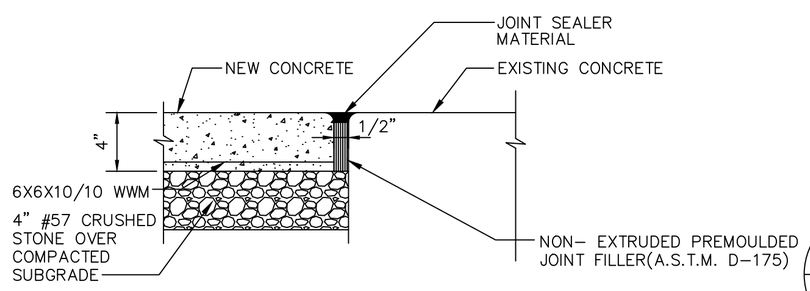

SLAB CONNECTION DETAIL

2 / A3 RETAINING WALL DETAIL

1-1/2" = 1'-0" 0 6" 1' 2'

1 / A3 CONCRETE SLAB DETAIL

1-1/2" = 1'-0" 0 6" 1' 2'

MTI REFLECTOR TOWERS
NEW CONCRETE PADS
USMC CAMP LEJEUNE

REFLECTORS 01 05 19 23 | SHEET 4 OF 4
CONTRACT # 26-0405
DWG: MARK RAMSDELL
PROJECT # 26R001N

A3

DETAILS