National Park Service
Mount Rainier National Park
Paradise Fiber/Conduit Install Project
Appendix - Project Overview Map

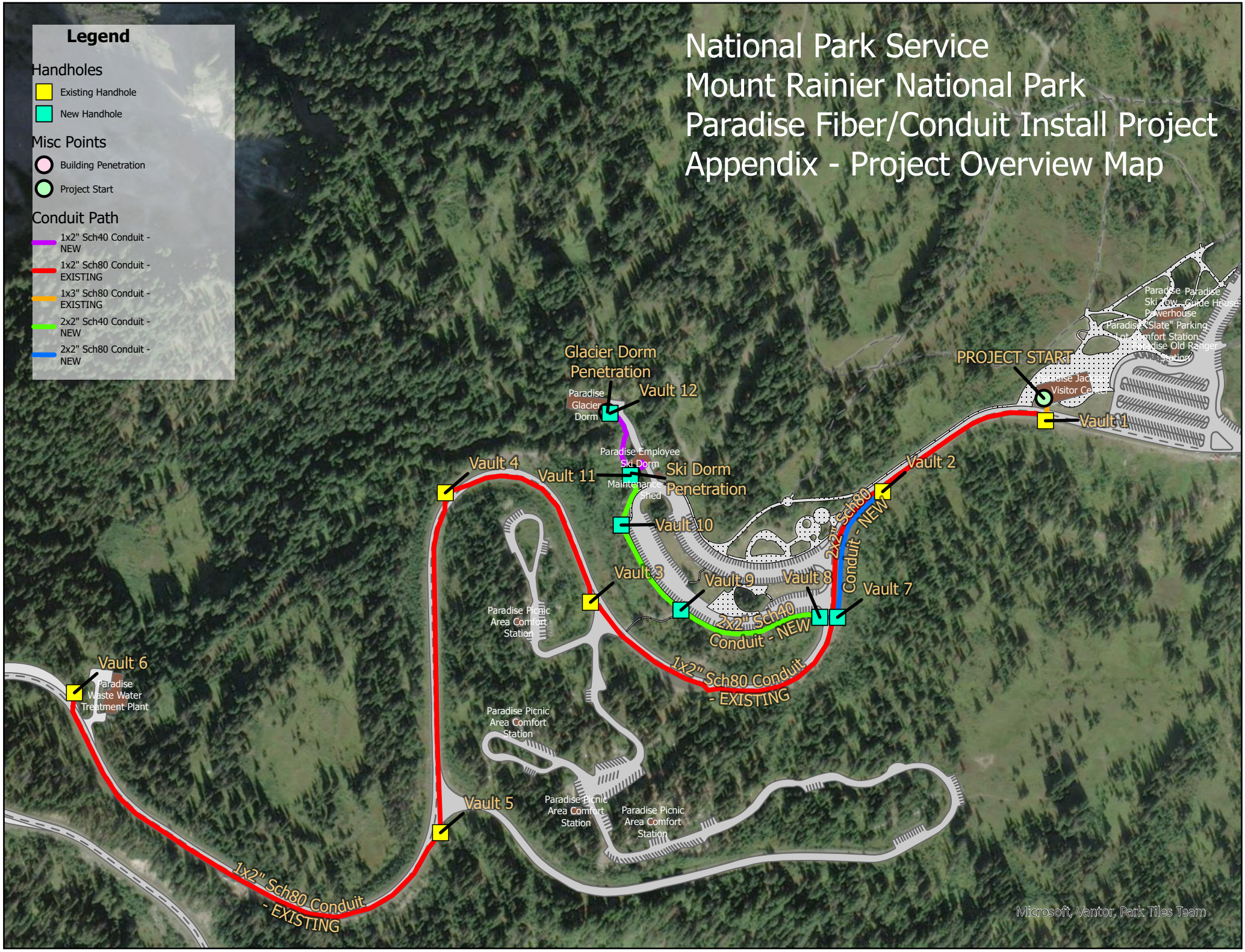

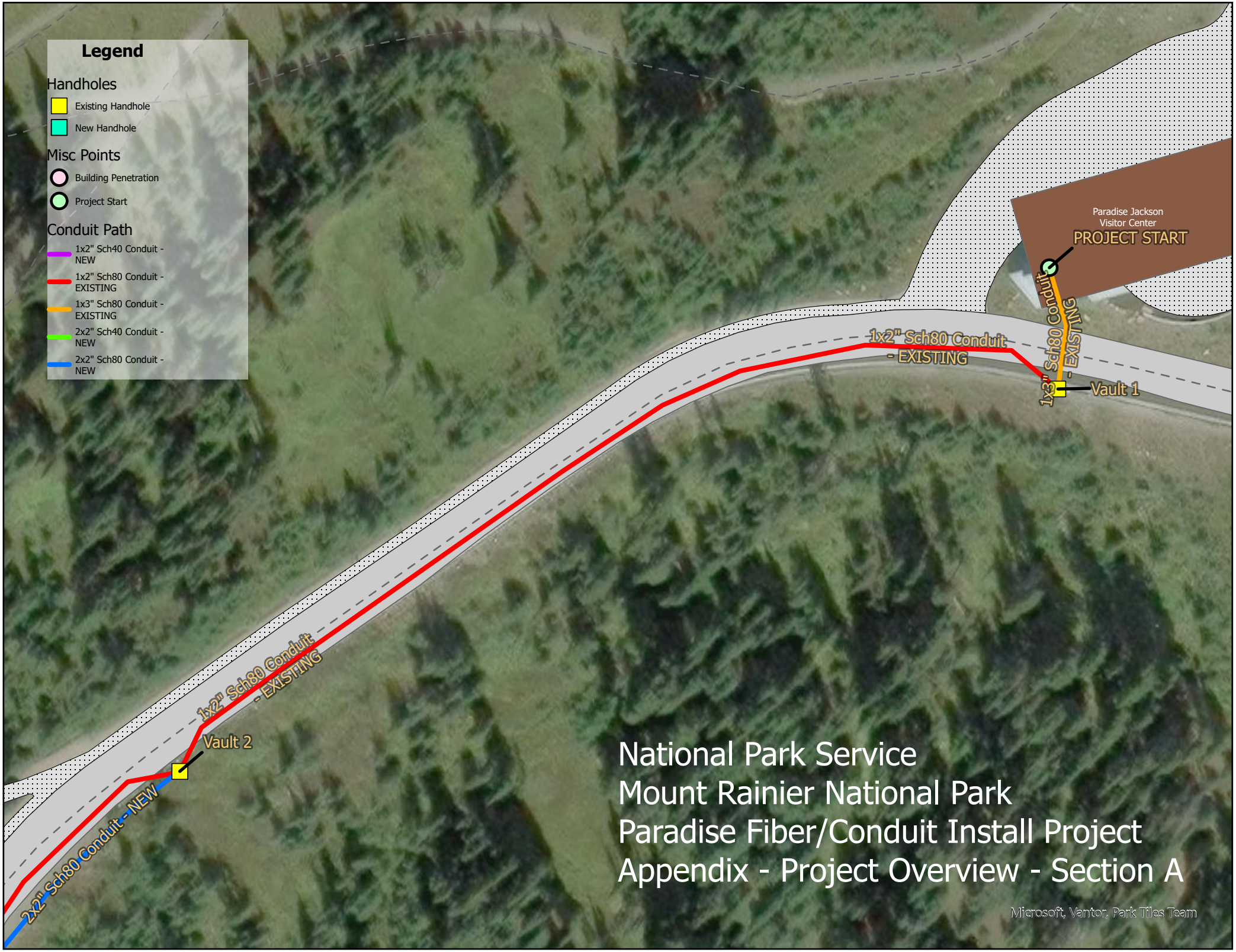
Legend
Handholes
Existing Handhole
New Handhole
Misc Points
Building Penetration
Project Start
Conduit Path
1x2" Sch40 Conduit - NEW
1x2" Sch80 Conduit - EXISTING
1x3" Sch80 Conduit - EXISTING
2x2" Sch40 Conduit - NEW
2x2" Sch80 Conduit - NEW
Paradise Jackson Visitor Center
PROJECT START
1x2" Sch80 Conduit - EXISTING
1x3" Sch80 Conduit - EXISTING
Vault 1
1x2" Sch80 Conduit - EXISTING
Vault 2
2x2" Sch80 Conduit - NEW
National Park Service
Mount Rainier National Park
Paradise Fiber/Conduit Install Project
Appendix - Project Overview - Section A
Microsoft, Vantor, Park Tiles Team

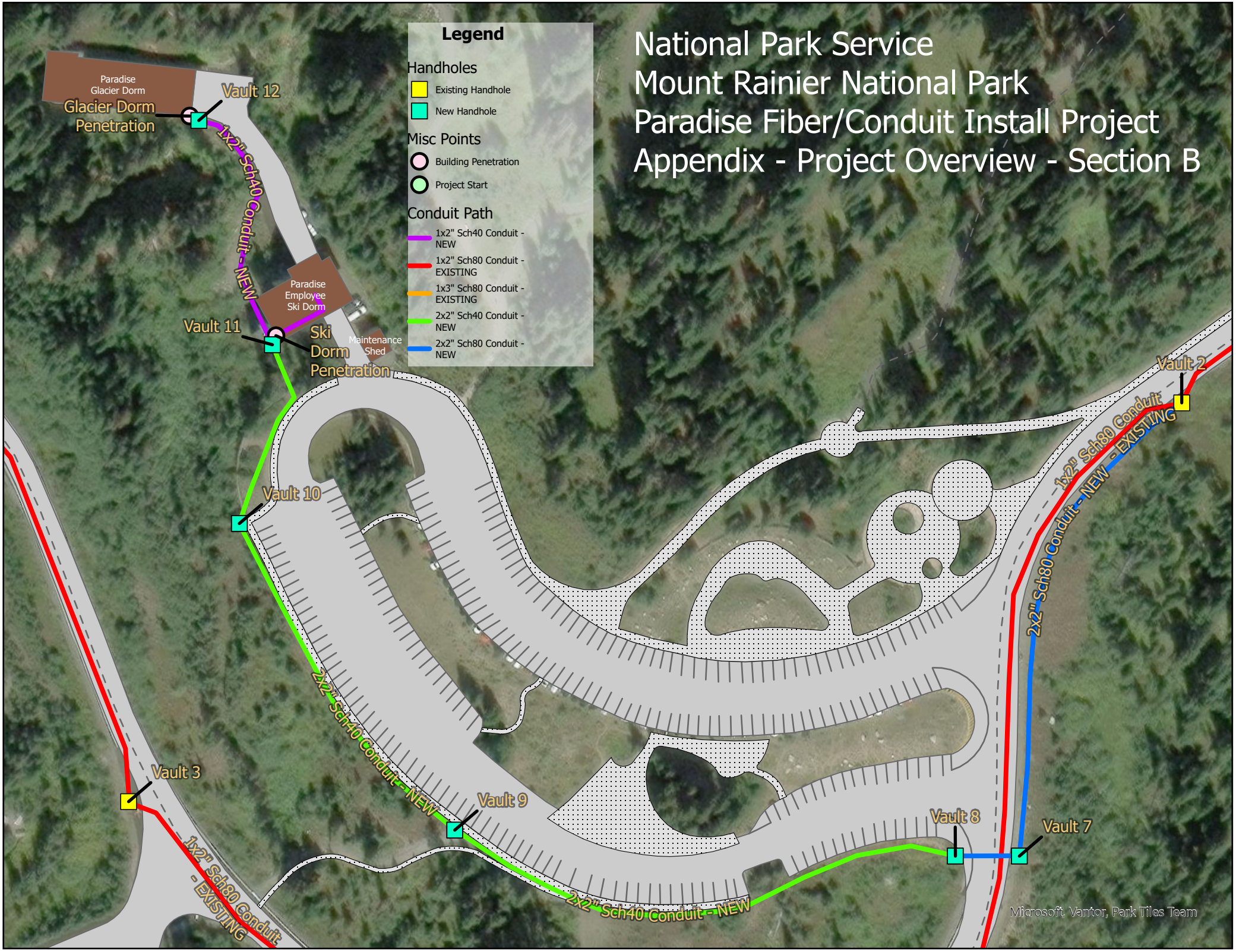
National Park Service
Mount Rainier National Park
Paradise Fiber/Conduit Install Project
Appendix - Project Overview - Section B
Legend
Handholes
Existing Handhole
New Handhole
Misc Points
Building Penetration
Project Start
Conduit Path
1x2" Sch40 Conduit - NEW
1x2" Sch80 Conduit - EXISTING
1x3" Sch80 Conduit - EXISTING
2x2" Sch40 Conduit - NEW
2x2" Sch80 Conduit - NEW
Paradise Glacier Dorm
Glacier Dorm Penetration
Vault 12
1x2" Sch40 Conduit - NEW
Paradise Employee Ski Dorm
Vault 11
Ski Dorm Penetration
Maintenance Shed
Vault 10
2x2" Sch40 Conduit - NEW
Vault 3
1x2" Sch80 Conduit - EXISTING
Vault 9
2x2" Sch40 Conduit - NEW
Vault 8
Vault 7
2x2" Sch80 Conduit - NEW
1x2" Sch80 Conduit - EXISTING
Vault 2
Microsoft, Vantor, Park Tiles Team

National Park Service
Mount Rainier National Park
Paradise Fiber/Conduit Install Project
Appendix - Project Overview - Section C

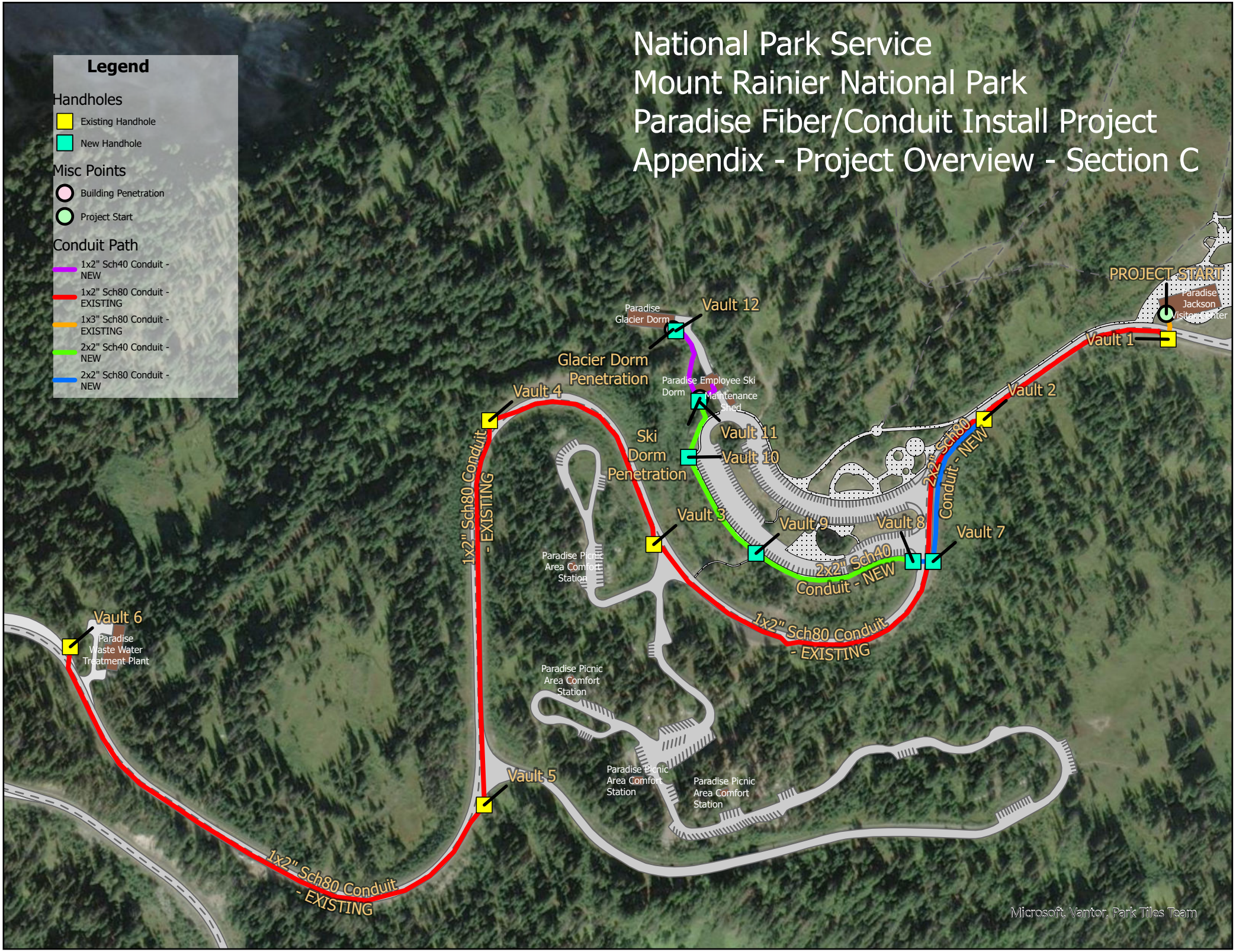

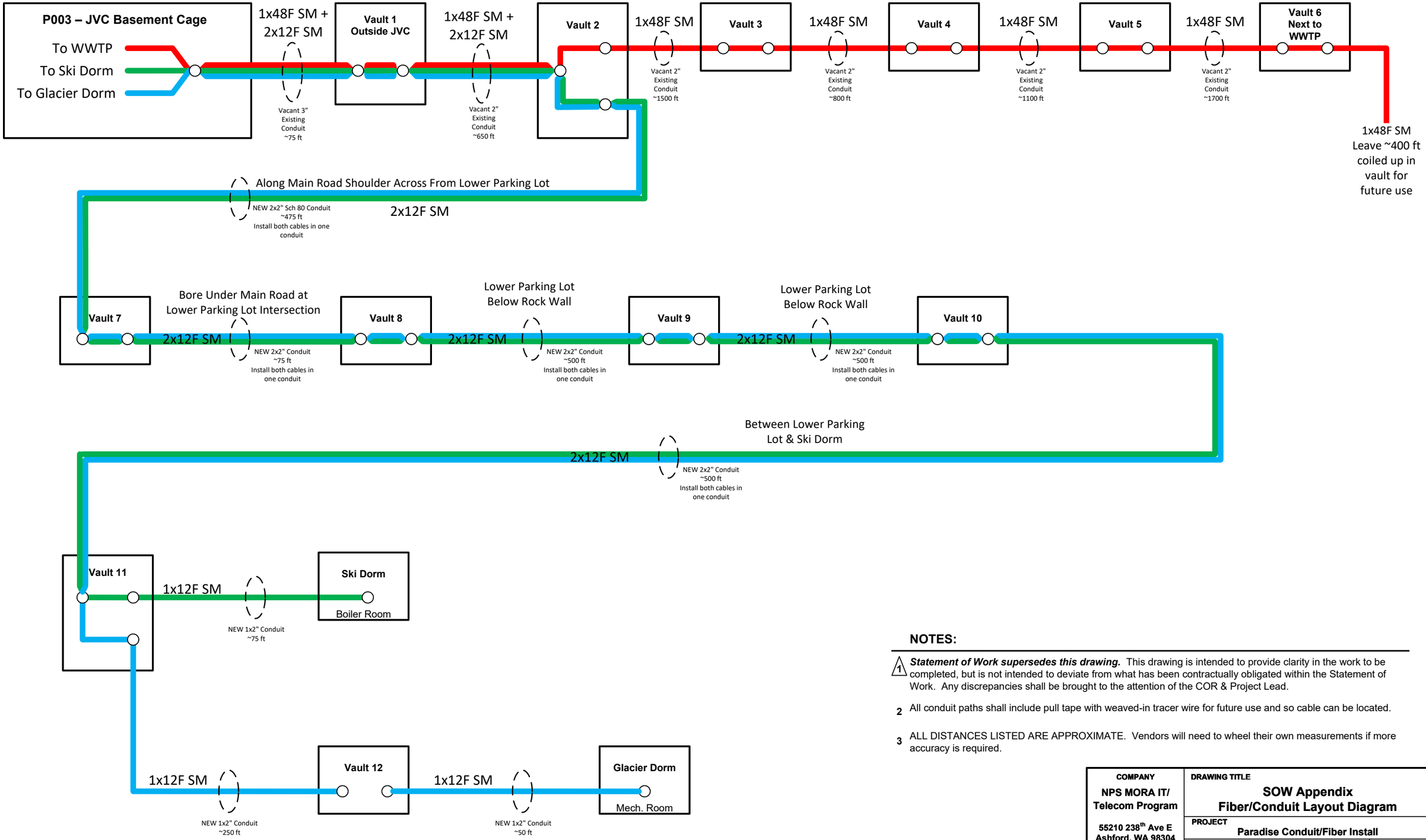

NOTES:

1. ***Statement of Work supersedes this drawing.*** This drawing is intended to provide clarity in the work to be completed, but is not intended to deviate from what has been contractually obligated within the Statement of Work. Any discrepancies shall be brought to the attention of the COR & Project Lead.
2. All conduit paths shall include pull tape with weaved-in tracer wire for future use and so cable can be located.
3. ALL DISTANCES LISTED ARE APPROXIMATE. Vendors will need to wheel their own measurements if more accuracy is required.

COMPANY	DRAWING TITLE			
NPS MORA IT/ Telecom Program 55210 238th Ave E Ashford, WA 98304 360-569-6555	SOW Appendix Fiber/Conduit Layout Diagram			
	PROJECT: Paradise Conduit/Fiber Install			
	DRAWN BY: Hicks, Casey A			DATE: 27 JUN 2026
	SIZE: B	FSCM NO: -	DRAWING NUMBER: -	REV: 1
	SCALE: 1" =		SHEET 1 OF 1	